

2021 NATIONAL SURVEY ON DRUG USE AND HEALTH

PUBLIC USE FILE CODEBOOK

Substance Abuse and Mental Health Services Administration
Center for Behavioral Health Statistics and Quality
Rockville, Maryland 20857

December 19, 2023

2021 NATIONAL SURVEY ON DRUG USE AND HEALTH

PUBLIC USE FILE CODEBOOK

Contract No. HHSS283201700002C

Project No. 0215638

Deliverable 56

For questions about this codebook and data file, please e-mail
Marlon.Daniel@samhsa.hhs.gov.

Prepared for: Substance Abuse and Mental Health Services Administration,
Rockville, Maryland

Prepared by: RTI International, Research Triangle Park, North Carolina

Data File Name: puf2021_121323
December 19, 2023

Recommended Citation: Center for Behavioral Health Statistics and Quality.
(2023). *2021 National Survey on Drug Use and Health Public Use File
Codebook*, Substance Abuse and Mental Health Services Administration,
Rockville, MD

Table of Contents

| Section | Page |
|---|------|
| Introduction..... | i-1 |
| 1. NSDUH Overview | i-1 |
| 2. Codebook Overview | i-4 |
| 3. Confidentiality of Data | i-5 |
| 4. Questionnaire Changes for the 2021 NSDUH | i-6 |
| 5. Organization of the Data File..... | i-7 |
| 6. Strengths and Limitations of NSDUH | i-8 |
| 7. Sample Design Overview | i-10 |
| 7.1 Stratification and Selection of Primary, Secondary, and Tertiary Sampling Units (Census Tracts, Census Block Groups, and Area Segments)..... | i-11 |
| 7.2 Selection of Dwelling Units..... | i-12 |
| 7.3 Selection of Individuals | i-13 |
| 7.4 Sample Design Variables..... | i-13 |
| 8. Data Collection and Response Rates | i-14 |
| 9. Sample Weights | i-15 |
| 10. Public Use File Weight Calibration | i-17 |
| 11. Usable Interviews..... | i-18 |
| 12. Logical Editing..... | i-20 |
| 12.1 Editing Procedure for Tobacco through Methamphetamine..... | i-20 |
| 12.2 Editing Procedure for Prescription Drug Variables | i-22 |
| 12.3 Standard Code Conventions..... | i-23 |
| 13. Statistical Imputation | i-24 |
| 13.1 Imputation Indicators | i-25 |
| 13.2 Constraints and Consistency | i-27 |
| 14. Variance Estimation of Estimated Numbers of Individuals | i-28 |
| 15. Statistical Significance of Differences..... | i-31 |
| 16. Quality Assessment of Public Use File Estimates and Standard Errors | i-32 |

List of Tables

| Table | | Page |
|--------------|--|-----------------------------|
| 1. | <u>Demographic Domains for the Public Use File That Should Use the Alternative Standard Error Estimation Method for Calculating the Standard Errors of the Estimated Number of Individuals, Totals: 2021</u> | <u>i-30</u> |
| 2. | <u>Past Month Marijuana Prevalence and Standard Error Ratios of the Public Use File Subsample to the Full Sample, by Seven Domains: 2021</u> | <u>i-33</u> |
| 3. | <u>Past Year Heroin Prevalence and Standard Error Ratios of the Public Use File Subsample to the Full Sample, by Seven Domains: 2021</u> | <u>i-33</u> |
| 4. | <u>Summary of 2021 NSDUH Suppression Rules</u> | <u>i-34</u> |

TABLE OF CONTENTS

TABLE OF CONTENTS

| | |
|---|-----|
| IDENTIFICATION..... | 3 |
| SELF-ADMINISTERED SUBSTANCE USE SECTIONS | 4 |
| TOBACCO | 4 |
| ALCOHOL | 17 |
| MARIJUANA | 22 |
| COCAINE | 26 |
| CRACK..... | 30 |
| HEROIN | 34 |
| HALLUCINOGENS | 38 |
| INHALANTS..... | 53 |
| METHAMPHETAMINE | 62 |
| PAIN RELIEVERS SCREENER..... | 66 |
| TRANQUILIZERS SCREENER..... | 67 |
| STIMULANTS SCREENER..... | 68 |
| SEDATIVES SCREENER..... | 69 |
| PAIN RELIEVERS..... | 70 |
| TRANQUILIZERS | 79 |
| STIMULANTS | 86 |
| SEDATIVES..... | 94 |
| IMPUTED SUBSTANCE USE | 100 |
| REGENCY OF DRUG USE | 100 |
| PAST YEAR FREQUENCY OF USE..... | 110 |
| PAST MONTH FREQUENCY OF USE | 113 |
| AGE/DATE OF FIRST DRUG USE | 118 |
| RECODED DRUG USE | 128 |
| OTHER SELF-ADMINISTERED SECTIONS..... | 174 |
| SPECIAL DRUGS | 174 |
| IMPUTED SPECIAL DRUGS..... | 187 |
| RECODED SPECIAL DRUGS | 188 |
| RISK/AVAILABILITY | 190 |
| RECODED RISK/AVAILABILITY..... | 195 |
| BLUNTS..... | 197 |
| NICOTINE DEPENDENCE..... | 202 |
| IMPUTED NICOTINE DEPENDENCE..... | 208 |
| SUBSTANCE USE DISORDER | 209 |
| IMPUTED SUBSTANCE USE DISORDER..... | 292 |
| RECODED SUBSTANCE USE DISORDER..... | 301 |
| SPECIAL TOPICS..... | 309 |
| RECODED SPECIAL TOPICS | 316 |
| PRIOR SUBSTANCE USE | 317 |
| DRUG TREATMENT | 334 |
| RECODED DRUG TREATMENT | 366 |
| HEALTH..... | 380 |
| RECODED HEALTH..... | 395 |
| ADULT MENTAL HEALTH SERVICE UTILIZATION | 396 |
| RECODED ADULT MENTAL HEALTH SERVICE UTILIZATION | 413 |
| SOCIAL ENVIRONMENT | 422 |
| YOUTH EXPERIENCES | 424 |
| RECODED YOUTH EXPERIENCES..... | 439 |
| MENTAL HEALTH..... | 445 |
| IMPUTED MENTAL HEALTH..... | 455 |
| RECODED MENTAL HEALTH..... | 464 |
| ADULT DEPRESSION | 469 |
| IMPUTED ADULT DEPRESSION..... | 488 |
| RECODED ADULT DEPRESSION..... | 489 |
| YOUTH MENTAL HEALTH SERVICE UTILIZATION | 492 |
| RECODED YOUTH MENTAL HEALTH SERVICE UTILIZATION | 515 |
| ADOLESCENT DEPRESSION..... | 535 |
| RECODED ADOLESCENT DEPRESSION | 552 |
| CONSUMPTION OF ALCOHOL | 559 |
| RECODED CONSUMPTION OF ALCOHOL..... | 568 |
| EMERGING ISSUES | 572 |
| IMPUTED EMERGING ISSUES..... | 577 |
| RECODED EMERGING ISSUES..... | 579 |

TABLE OF CONTENTS

| | |
|---|-----|
| <u>MARKET INFORMATION FOR MARIJUANA</u> | 583 |
| <u>INTERVIEW INFORMATION</u> | 601 |
| <u>DEMOGRAPHICS</u> | 602 |
| <u>DEMOGRAPHICS</u> | 602 |
| <u>IMPUTED DEMOGRAPHICS</u> | 607 |
| <u>RECODED DEMOGRAPHICS</u> | 608 |
| <u>EDUCATION</u> | 610 |
| <u>RECODED EDUCATION</u> | 614 |
| <u>EMPLOYMENT</u> | 615 |
| <u>IMPUTED EMPLOYMENT</u> | 621 |
| <u>HOUSEHOLD COMPOSITION (ROSTER)</u> | 622 |
| <u>COVID-19</u> | 624 |
| <u>RECODED COVID-19</u> | 628 |
| <u>PROXY INFORMATION</u> | 630 |
| <u>HEALTH INSURANCE</u> | 631 |
| <u>IMPUTED HEALTH INSURANCE</u> | 636 |
| <u>RECODED HEALTH INSURANCE</u> | 638 |
| <u>INCOME</u> | 639 |
| <u>IMPUTED INCOME</u> | 640 |
| <u>RECODED INCOME</u> | 642 |
| <u>GEOGRAPHIC</u> | 643 |
| <u>COUNTY</u> | 643 |
| <u>SEGMENT</u> | 644 |
| <u>BLOCK</u> | 645 |
| <u>SAMPLE WEIGHTING AND ESTIMATION VARS</u> | 646 |
| <u>INDEX</u> | 647 |

APPENDICES

| | |
|-------------------|---|
| <u>APPENDIX A</u> | <u>Drug Codes for Open-Ended Questions</u> |
| <u>APPENDIX B</u> | <u>Consolidated Drug OTHER Specify Tables</u> |
| <u>APPENDIX C</u> | <u>Tobacco Brand Codes for Open-Ended Questions</u> |
| <u>APPENDIX D</u> | <u>Nicotine Dependence and Substance Use Disorder</u> |
| <u>APPENDIX E</u> | <u>Recoded Mental Health</u> |
| <u>APPENDIX F</u> | <u>Recoded Adolescent Depression Variable Documentation</u> |
| <u>APPENDIX G</u> | <u>Sample SUDAAN®, SAS®, and Stata Code and Public Use File Estimates</u> |

Introduction

This codebook provides documentation for the 2021 National Survey on Drug Use and Health (NSDUH) public use data file. NSDUH is sponsored by the Center for Behavioral Health Statistics and Quality within the Substance Abuse and Mental Health Services Administration (SAMHSA) and is conducted by RTI International, Research Triangle Park, North Carolina.¹

Data users should take note of Section 3, Confidentiality of Data, and Section 16, Quality Assessment of Public Use File Estimates and Standard Errors. Section 3 provides specific information on statistical disclosure limitation procedures implemented to ensure confidentiality and quality of data. Section 16 cautions users about making informed policy decisions based on unreliable estimates and encourages users to apply precision-based suppression rules when using the public use file (PUF).

1. NSDUH Overview

The primary purpose of NSDUH is to measure the prevalence and correlates of substance use and mental health issues in the United States. The survey started in 1971 and was conducted periodically until 1990 when it became an annual survey. Since 1991, the target population has been the civilian, noninstitutionalized population of the United States aged 12 or older at the time of the survey. Currently, PUFs are available for surveys from 1979 onward.

Since 1971, NSDUH has undergone many changes. The most notable changes and the impacts of those changes are listed below:

- 1999
 - The survey sample switched from a national sample design to a 50-state design with an independent, multistage area probability sample for each of the 50 states and the District of Columbia.
 - The method of data collection changed from a paper questionnaire administration to computer-assisted interviewing (CAI), using a combination of computer-assisted personal interviewing (CAPI) conducted by field interviewers (FIs) and audio computer-assisted self-interviewing (ACASI).
 - Due to these changes, only limited comparisons can be made between data from the redesigned surveys starting in 1999 and onward and data obtained from surveys prior to 1999.
- 2002
 - The survey's name was changed from the National Household Survey on Drug Abuse (NHSDA) to the National Survey on Drug Use and Health (NSDUH).
 - Each NSDUH respondent was offered an incentive of \$30, initially resulting in improved survey response rates.

¹ RTI International is a trade name of Research Triangle Institute. RTI and the RTI logo are U.S. registered trademarks of Research Triangle Institute.

- New population data from the 2000 decennial census became available for use in NSDUH’s sample weighting procedures.
- The 2002 data constituted a new baseline for tracking trends in substance use and other measures. It is not considered appropriate to make comparisons of the 2002 and later years’ estimates with 2001 and earlier NHSDA estimates. If comparisons such as these are made, it is recommended they be interpreted with caution.²
- 2015
 - The questionnaire underwent a partial redesign in 2015 to improve the quality of the NSDUH data and to address the changing needs of policymakers and researchers with regard to substance use and mental health issues. Details on these changes can be found in the 2015 codebook and other reports.
 - The number of allowable characters in a variable name was expanded for new variables created for 2015. Specifically, the number of allowable characters was expanded from a limit of 8 characters in 2014 and prior years to limits in 2015 of up to 9 characters for edited variables, up to 11 characters for imputed variables, and up to 12 characters for recoded variables.
 - The partial questionnaire redesign in 2015 caused many estimates to break trends. For more information on the effects of questionnaire changes since 2015 on trends, see the codebook variable notes or related NSDUH reports.^{3,4,5}
- 2020
 - SAMHSA suspended in-person data collection on the 2020 NSDUH on March 16, 2020, because of the coronavirus disease 2019 (COVID-19) pandemic. A small-scale data collection effort was conducted in July 2020 to assess the feasibility of safely resuming in-person data collection. To reduce the impact on NSDUH data collection, web-based interviewing became the primary mode of NSDUH data collection in Quarter 4 of 2020 (i.e., October to December). Conventional in-person data collection was carried out wherever it was considered safe to do so based on county- and state-level COVID-19 metrics.
 - The two modes of data collection yielded differences in response and nonresponse patterns, which, in turn, led to changes in various aspects of data processing, such as weighting.

² Office of Applied Studies. (2003). *Results from the 2002 National Survey on Drug Use and Health: National findings* (HHS Publication No. SMA 03-3836, NSDUH Series H-22). Substance Abuse and Mental Health Services Administration.

³ Center for Behavioral Health Statistics and Quality. (2016). *2015 National Survey on Drug Use and Health: Summary of the effects of the 2015 NSDUH questionnaire redesign: Implications for data users*. <https://www.samhsa.gov/data/report/summary-effects-2015-nsduh-questionnaire-redesign-implications-data-users>

⁴ Center for Behavioral Health Statistics and Quality. (2015). *National Survey on Drug Use and Health: 2014 and 2015 redesign changes*. <https://www.samhsa.gov/data/report/national-survey-drug-use-and-health-2014-and-2015-redesign-changes>

⁵ Center for Behavioral Health Statistics and Quality. (2016). *2015 National Survey on Drug Use and Health: Methodological summary and definitions*. <https://www.samhsa.gov/data/report/2015-national-survey-drug-use-and-health-methodological-summary-and-definitions>

- Substance use disorder (SUD) questions were revised to be consistent with the *Diagnostic and Statistical Manual of Mental Disorders*, 5th edition (DSM-5),⁶ criteria for SUD.
 - New questions were added to the survey in Quarter 4 to measure COVID-19-related metrics, such as virtual healthcare visits.
 - Given the differences in data collection periods, modes, and other methodological procedures between 2020 and prior NSDUH years, comparisons of 2020 estimates with those of prior years of NSDUH are discouraged.
- 2021
 - The 2021 survey continued the use of multimode data collection procedures (i.e., via the web or in person in eligible locations) that were first implemented in October 2020 for the 2020 NSDUH. Multimode data collection was used for the entire 2021 NSDUH sample.
 - Methodological investigations led to the conclusion that estimates based on multimode data collection in 2021 are not comparable with estimates from 2020 or prior years.⁷

In addition to this introductory text, a description of the 2021 survey, including more detailed information on sample issues, can be found in several NSDUH documents that discuss methodological issues for 2021 or present 2021 key findings in tabular, graphical, and report formats. In the key findings documents, SAMHSA decided not to make statistical comparisons between 2021 estimates and those from applicable prior years. The following 2021 NSDUH documents are listed in the order of their release dates in 2022:

- Center for Behavioral Health (2022). *Key substance use and mental health indicators in the United States: Results from the 2021 National Survey on Drug Use and Health* (HHS Publication No. PEP22-07-01-005, NSDUH Series H-57). Substance Abuse and Mental Health Services Administration.
<https://www.samhsa.gov/data/report/2021-nsduh-annual-national-report>
- Center for Behavioral Health Statistics and Quality. (2022). *Results from the 2021 National Survey on Drug Use and Health: Detailed tables*.
<https://www.samhsa.gov/data/report/2021-nsduh-detailed-tables>
- Center for Behavioral Health Statistics and Quality. (2022). *2021 National Survey on Drug Use and Health (NSDUH): Methodological summary and definitions*.
<https://www.samhsa.gov/data/report/2021-methodological-summary-and-definitions>

⁶ American Psychiatric Association. (2013). *Diagnostic and statistical manual of mental disorders* (5th ed.)

⁷ Chapter 6 of the 2021 Methodological Summary and Definitions discusses these investigations.

2. Codebook Overview

For each variable in the 2021 public use data file, the codebook provides the variable name, a description of the variable, value codes and their meanings, and an unweighted univariate frequency distribution. The variable names in this codebook are the variable names used in the dataset.

To a great extent, variable names indicate the meaning of each variable. As much as possible, variables are named consistently across survey years when the content of questions is identical or similar or when the specifications for creating variables are not altered. When a variable does not have the same name across years, this is an indication that differences may exist. Only variables that changed explicitly were given new names. For the 2021 NSDUH, variables may be named the same across years, but estimates from 2021 should not be compared with estimates from 2020 and prior years due to methodological changes in 2021.

The comments above each individual variable and the associated appendix files in the codebook provide documentation and justifications for why a variable's name was changed (if applicable). Typically, variable changes are documented the year they occur and in the following year if there are comparability issues to consider. However, the most current version of the documentation may not always describe relevant changes from prior years. Therefore, analysts who are doing a multiyear trend analysis are especially advised to examine documentation for all years of interest to identify any change over time that may affect the analysis of interest.⁸ An analysis of trends is not recommended when using data where the impact of the questionnaire or methodological changes are confounded with true changes in the phenomenon being measured.⁹ If the change is considered minor and the likely impact on trend data would be minimal, then comparisons between years may be appropriate. However, as noted above, 2021 data should not be compared with prior years.

Analysts also are encouraged to refer to the instrument specifications for the 2021 survey in conjunction with their review of the codebook. The specifications for the 2021 survey provide detailed information about the logic governing how respondents were routed through the questions in the interview and changes to the instrument relative to the 2020 survey.¹⁰ The 2021 specifications for in-person and web-based data collection can be found on the SAMHSA website at <https://www.samhsa.gov/data/report/nsduh-2021-questionnaire>.

⁸ A variable crosswalk (also referred to as a “comparability chart”) that identifies which NSDUH variables are comparable across study years is available on the Substance Abuse and Mental Health Data Archive (SAMHDA) web pages at <https://datafiles.samhsa.gov/>.

⁹ Due to the results of methodological investigations for 2021, significance testing between 2021 and prior years was not performed for the 2021 Detailed Tables or for the 2021 Key Substance Use and Mental Health Indicators report appendix tables.

¹⁰ Center for Behavioral Health Statistics and Quality. (2021). *2020 National Survey on Drug Use and Health (NSDUH): CAI specifications for programming (English version)*. <https://www.samhsa.gov/data/report/nsduh-2020-person-questionnaire>

3. Confidentiality of Data

To protect the confidentiality of respondents in the 2021 NSDUH, the full analytic file of 69,850 individuals was treated using a statistical disclosure limitation method called MASSC,^{11,12,13} which consists of the following four major steps: Micro Agglomeration, optimal probabilistic Substitution, optimal probabilistic Subsampling, and optimal sampling weight Calibration. All directly identifying information (such as name, phone number, and address) on the file was eliminated. In addition, census region, state, and other geographic identifiers were removed. Moreover, the household link between respondents from the same household was not included in the PUF. The variable MODE that indicates whether the interview was administered via web or in person was excluded from the PUF.

All other variables on the file were reviewed for the possibility of identifying a respondent by combining a number of variables at one time. Variables considered to have a high potential of personal identification, as well as a high value for analysis, were treated by standard procedures of categorization, top-and-bottom coding, and local suppression if deemed risky. Using the selected key identifying variables, data were partitioned into risk strata in the micro agglomeration step to control for the level of treatment based on the records' risk status in the subsequent MASSC steps. In addition, two other techniques were used in MASSC to introduce sufficient uncertainty for anyone who attempted to identify individuals and their confidential responses. First, on a random basis, a sample of records was drawn, and variables were substituted from a similar donor record. This step, referred to as substitution, introduces uncertainty about the identity of a record in the database. This process makes it difficult for an intruder to be certain that any record corresponds to a specific individual because some of the variables used to identify the record may have come from other individuals. Second, a portion of the records was randomly removed from the file to reduce the probability of determining that any known respondent was in the PUF. This step, referred to as subsampling, introduces further uncertainty about the presence of a target record in the database. The result is that there is a very small probability of identifying an individual from the file.

Substitution and subsampling were performed while simultaneously constraining the resulting or final file to a minimal increase in bias and a minimal decrease in precision for numerous estimates of drug use prevalence across several domains. In addition, to reduce the loss in precision caused by the two above-mentioned procedures, the weights on the final file were recalibrated to known totals from the entire restricted-use analytic file (for details, see

¹¹ Singh, A. C. (2002). *Method for statistical disclosure limitation* (U.S. Patent Application Pub. No. US 2004/0049517A1). RTI International. The patent was granted in June 2006 (Patent No. US7058638B2).

¹² Singh, A. C., Yu, F., & Dunteman, G. H. (2003). MASSC: A new data mask for limiting statistical information loss and disclosure. In *Proceedings of the Joint UNECE/EUROSTAT Work Session on Statistical Data Confidentiality, Luxembourg* (Working Paper No. 23, pp. 373-394). United Nations Statistical Commission and Economic Commission for Europe Conference of European Statisticians, European Commission Statistical Office of the European Communities (EUROSTAT).

¹³ Singh, A., Yu, F., & Wilson, D. H. (2004, August). Measures of information loss and disclosure risk under MASSC treatment of micro-data for statistical disclosure limitation. In *Proceedings of the 2004 Joint Statistical Meetings, American Statistical Association, Section on Survey Research Methods, Toronto, Canada* (pp. 4374-4381). American Statistical Association.

Section 10, Public Use File Weight Calibration). Under the MASSC framework, both disclosure risk and information loss are controlled simultaneously.

A further disclosure control procedure includes the treatment of the design variables on the full restricted-use analytic data file, namely VEREP (variance estimation [pseudo] replicate within stratum) and VESTR (variance estimation [pseudo] stratum). These replicate and stratum identifiers were treated by coarsening, substitution, and scrambling to produce the versions of the design variables included on the PUF. Similar to the 2014-2020 PUFs, the 2021 PUF's variance estimation stratum variable VESTR_C was aggregated into 50 pseudo-strata due to the sample redesign since the 2014 NSDUH, whereas in 2013 and prior years, there were 60 pseudo-strata. Additionally, certain variables were recoded (e.g., by collapsing of rare levels), collapsed (e.g., by combining low frequency variables) to make composite variables, or locally suppressed (e.g., by setting to missing values) for confidentiality reasons. Note that the age variable AGE2 in 2020 and prior years' PUFs was replaced by AGE3 with fewer categories for the 2021 PUF.

These statistical disclosure limitation methods have been implemented in such a way that the PUF continues to be representative of civilian members of the noninstitutionalized population in the United States. The 2021 PUF contains 58,034 records.

For a quality assessment of the 2021 PUF estimates based on select measures, refer to Section 16. Also note that in Section 16, PUF users are encouraged to apply NSDUH suppression rules that were applied to all NSDUH detailed tables (or something similar) before disseminating estimates from the PUFs to ensure that only reliable PUF estimates are used in making policy decisions.

4. Questionnaire Changes for the 2021 NSDUH

The following changes were made to the 2021 NSDUH instruments relative to 2020.

- Questions measuring SUD based on criteria from the *Diagnostic and Statistical Manual of Mental Disorders*, 4th edition (DSM-IV),¹⁴ were removed, leaving only DSM-5 SUD criteria questions. The skip logic for alcohol and marijuana SUD questions was revised so that these questions were only administered to alcohol and marijuana users who used on six or more instances in the past year. In 2020, all respondents who reported use of alcohol or marijuana in the past 12 months were asked the SUD questions corresponding to the used substance. In addition, the skip logic for prescription psychotherapeutics (i.e., pain relievers, tranquilizers, stimulants, and sedatives) SUD questions was revised so that all respondents who reported any use of a prescription psychotherapeutic in the past 12 months were asked the respective SUD questions pertaining to that psychotherapeutic category. In 2020, SUD questions were asked only for respondents who reported misuse of psychotherapeutics in the past 12 months.

¹⁴ American Psychiatric Association. (1994). *Diagnostic and statistical manual of mental disorders* (4th ed.).

- In the drug treatment questionnaire section, the skip logic was changed for multiple questions to capture data from respondents who originally reported no past year drug treatment but then reported receiving drug treatment within the past 12 months in a subsequent question. In addition, a series of questions regarding receipt of treatment for specific substances was revised to measure treatment at any time in the past 12 months rather than the last or current past year drug treatment.
- New questions were added to the emerging issues questionnaire section to capture information about the vaping of marijuana.
- Revisions were made to skip logic for questions regarding medication-assisted treatment (MAT) for alcohol and opioid use in the emerging issues section.
- The series of yes/no questions in the back-end demographics section measuring disability were replaced by similar questions with four levels of difficulty as response options.

5. Organization of the Data File

The PUF described here is made available as an ASCII file with 2,988 variables and 58,034 observations. *Three program files are made available to read the ASCII file into SAS, SPSS, or Stata. The file also is made available as a SAS transport (CPORT) file, SPSS system file, Stata system file, and ASCII tab-delimited file. All of the data and program files are available from SAMHDA at <https://datafiles.samhsa.gov/>.*

The overall organization of the file is shown in the Table of Contents of this document. The first portion of this codebook consists of documentation for edited variables from drug sections, followed by documentation for imputation-revised and selected recoded versions of these drug variables. Documentation for edited variables from the second set of self-administered sections and demographic questions are in later sections, followed by sections corresponding to imputation-revised and recoded variables, where applicable. *Where imputed or recoded variables are provided, users are encouraged to use them to produce estimates rather than using raw or edited variables from the interview.*

Most edited variables contain missing data (e.g., the edited variable CIGREC for the most recent use of cigarettes); see Section 12.3, Standard Code Conventions, for a description of the codes given to different types of missing data for edited variables. For each edited variable, the number of observations assigned a given missing data code is shown in the entry for that variable.

Imputation-revised variables, as well as selected recoded versions of these variables, are included for selected demographic variables, drug use variables, variables based on DSM-5 criteria, and adult mental health measures. As noted previously, these imputed and recoded variables are in separate sections following the edited variables. In particular, the recoded drug use variables include indicators for lifetime, past year, and past month substance use. The imputation-revised drug use variables served as the starting point for the recoded drug use variables. Imputation-revised demographic variables are documented toward the end of the codebook. Imputed variables for SUDs based on DSM-5 criteria also are included in 2021 and documented in the Imputed DSM-5 Substance Use Disorder and Recoded DSM-5 Substance Use

Disorder sections of the codebook. Missing values for all imputation-revised variables have been imputed using the statistical imputation procedures described in Section 13, Statistical Imputation. Imputation indicators are provided for each variable so that users may easily determine whether an observation contains data from the questionnaire or from an imputed value.

Following the sections for substance use variables, edited variables from additional self-administered questionnaire sections comprise the next major section in the codebook, intermixed with sections of recoded variables. The edited and/or imputed variables are used as source variables for the recoded variables. For example, edited variables from the section of the interview pertaining to the receipt of treatment for the use of alcohol or illicit drugs (Drug Treatment section in this codebook) were used to create recoded summary measures for the receipt of substance use treatment. Unlike variables in the drug sections, however, imputed variables were not created for many variables from this second section of the interview, except where noted. Consequently, these recoded variables may still have missing values. The missing data codes contained in the source variables and defined in Section 12.3, Standard Code Conventions, are recoded to the standard missing code (.) for recoded variables. It is intended that cases containing these missing codes be excluded from an analysis. Note that in some situations where recoded variables are created from edited variables, missing values are set to a value of 0 instead of (.).

Within the recoded sections of the codebook, detailed information is provided in the variable documentation about how levels of source variables are used to define recoded variables. Note that for recoded variables that include “OTHER, Specify” data or logically assigned data (as defined in Section 12.3, Standard Code Conventions), values may be listed in the documentation that do not exist for the current survey year. Because of fluctuations in the data, source variable values may not exist consistently across years. However, to aid in cross-year analyses, all possible source variable values have been retained in the documentation. For example, a recoded variable may document a “yes” using both source variable values of “1 = Yes” and “3 = Logically Assigned Yes,” even if the “3” is not applicable for the current survey year. To alert users, notes have been placed at the top of recoded sections containing variables that include source values even if they do not apply to the current survey year.

In many instances, the codebook itself also indicates in parentheses the question names used in the NSDUH instrument that were most relevant for creating an edited variable. As much as possible, the codebook shows the key source variables used in creating edited, imputed, or recoded variables. For the most complete information about the logic for asking questions in the interview, data file users should refer to the 2021 questionnaire.

6. Strengths and Limitations of NSDUH

NSDUH is the primary nationally representative source of annual estimates of drug use and mental illness among civilian members of the noninstitutionalized population in the United States. In addition, the large and dispersed NSDUH sample enables not only state-level estimates but also estimates for substate areas.

Most of the NSDUH questions administered in person are administered with ACASI, which is designed to provide the respondent with a highly private and confidential mode for responding to questions to increase the level of honest reporting of illicit drug use and other sensitive behaviors. Web respondents are asked to be in a private location within the home and to affirm before starting that they are in a private location.

Although NSDUH is useful for many purposes, it has certain limitations. First, the data are based on self-reports of drug use, and their value depends on respondents' truthfulness and memory. Although some experimental studies have established the validity of self-reported data in similar contexts and NSDUH procedures were designed to encourage honesty and recall, some underreporting and overreporting may take place. To aid respondent recall, the prescription drug questions in 2021 allowed respondents to report any use or misuse in the past 12 months of specific related medications (e.g., the tranquilizers Xanax[®], Xanax[®] XR, generic alprazolam, and generic extended-release alprazolam). These self-reports capture information on the use or misuse of prescription drugs that contain a given active ingredient. However, these self-reports are not necessarily accurate for identifying the exact drugs respondents took, especially when respondents identify certain drugs by their brand names (e.g., if a respondent actually took the generic drug alprazolam but reported use or misuse of the brand name tranquilizer Xanax[®] because of name recognition). For this reason, the PUF includes recoded variables for subtypes of related prescription drugs (e.g., alprazolam products) but, with few exceptions, does not include variables for individual prescription drugs.

Second, the survey is cross-sectional rather than longitudinal. That is, individuals were interviewed only once and were not followed for additional interviews in subsequent years. Each year's survey, therefore, provides an overview of the prevalence of drug use at a specific point in time rather than a view of how drug use changes over time for specific individuals.

Third, because the target population of the survey is defined as the civilian, noninstitutionalized population of the United States, a small proportion (approximately 3 percent) of the population is excluded.¹⁵ The subpopulations excluded are members of the active-duty military and people in institutional group quarters (e.g., hospitals, prisons, nursing homes, treatment centers). If the drug use of these groups differs from that of the civilian, noninstitutionalized population, NSDUH may provide slightly inaccurate estimates of substance use and mental health in the total population. This may be particularly true for prevalence estimates for less commonly used drugs, such as heroin.

Fourth, due to methodological issues, SAMHSA decided that the 2021 NSDUH estimates are not comparable with estimates from 2020 or prior years.

¹⁵ Information from the 2010 census suggests that the civilian, noninstitutionalized population includes at least 97 percent of the total U.S. population. See the following reference: Lofquist, D., Lugaila, T., O'Connell, M., & Feliz, S. (2012, April). *Households and families: 2010* (C2010BR-14, 2010 Census Briefs). <https://www.census.gov/content/dam/Census/library/publications/2012/dec/c2010br-14.pdf>

7. Sample Design Overview

The 2021 NSDUH sample design is part of a multiyear, coordinated design that was developed for the 2014-2022 NSDUHs. The coordinated sample design is state-based, with an independent, multistage area probability sample within each state and the District of Columbia. States were the first level of stratification. Each state was further stratified into approximately equally populated state sampling regions (SSRs). Creation of the multistage area probability sample then involved selecting census tracts within each SSR (Stage 1), census block groups within census tracts (Stage 2), and area segments (i.e., a collection of census blocks) within census block groups (Stage 3). Finally, dwelling units (DUs) were selected within segments (Stage 4), and (within each selected DU) up to two residents who were at least 12 years old were selected for the interview (Stage 5). The complete sample design is documented in the *2021 National Survey on Drug Use and Health (NSDUH) Methodological Resource Book, Section 2: Sample Design Report*.¹⁶

The coordinated design facilitates a 50 percent overlap in third-stage units (area segments [see below]) between each 2 successive years from 2014 through 2022.¹⁷ The overlap is intended to increase the precision of estimates in year-to-year trend analyses because of the expected positive correlation resulting from the overlapping sample between successive survey years.

The 2014-2022 design allows for computation of estimates by state in all 50 states plus the District of Columbia. The design also includes a cost-efficient sample allocation to the largest states, while providing a sufficient sample size in each of the smaller states to support small area estimation at the state and substate levels. The sample is designed to yield 4,560 completed interviews in California; 3,300 completed interviews each in Florida, New York, and Texas; 2,400 completed interviews each in Illinois, Michigan, Ohio, and Pennsylvania; 1,500 completed interviews each in Georgia, New Jersey, North Carolina, and Virginia; 967 completed interviews in Hawaii; and 960 completed interviews in each of the remaining 37 states and the District of Columbia—for a total national target sample size of 67,507. This large target sample size permits SAMHSA to report precise estimates for demographic subgroups at the national level without needing to oversample specially targeted demographics other than age groups. Because geographic identifiers like state are not on the 2021 PUF, only national analysis of data is possible.

Because of the continued impact of COVID-19, the 2021 NSDUH used a combination of web and in-person data collection methods (i.e., multimode data collection). At the beginning of each calendar quarter, sample dwelling units (SDUs) were mailed an invitation to participate via the web. FIs began following up with pending SDUs 1 to 4 weeks later in areas deemed safe for in-person data collection. To ensure the national target sample size was met, very large DU samples were selected and released for web data collection. Supplemental samples were also selected from available DUs in area segments from prior NSDUH samples. As a result, the achieved sample size (i.e., completed interviews) for the 2021 survey was 69,850 individuals.

¹⁶ Center for Behavioral Health Statistics and Quality. (2022). *2021 National Survey on Drug Use and Health (NSDUH) methodological resource book, Section 2: Sample design report*. Substance Abuse and Mental Health Services Administration.

¹⁷ In segments used in 2 successive years, only addresses not sampled in the first year may be included in the second year's sample.

For more information on the impact of COVID-19 on the sample design, see the 2021 Sample Design Report.

7.1 Stratification and Selection of Primary, Secondary, and Tertiary Sampling Units (Census Tracts, Census Block Groups, and Area Segments)


Within each state, sampling strata called SSRs were formed. Based on a composite size measure, states were partitioned geographically into roughly equally sized regions. In other words, regions were formed such that each area within a state yielded, in expectation, roughly the same number of interviews during each data collection period. The partitioning divided the United States into a total of 750 SSRs, resulting from 36 SSRs in California; 30 SSRs each in Florida, New York, and Texas; 24 SSRs each in Illinois, Michigan, Ohio, and Pennsylvania; 15 SSRs each in Georgia, New Jersey, North Carolina, and Virginia; and 12 SSRs each in the remaining 38 states and the District of Columbia.

The first stage of selection for the 2014-2022 NSDUHs was census tracts. This stage of selection began with the construction of an area sample frame that contained one record for each census tract in the United States. If necessary, census tracts were aggregated within SSRs until each tract¹⁸ met the minimum DU¹⁹ requirement. In California, Florida, Georgia, Illinois, Michigan, New Jersey, New York, North Carolina, Ohio, Pennsylvania, Texas, and Virginia, this minimum size requirement was 250 DUs in urban areas and 200 DUs in rural areas.²⁰ In the remaining states and the District of Columbia, the minimum requirement was 150 DUs in urban areas and 100 DUs in rural areas. These census tracts served as the primary sampling units (PSUs) for the coordinated 9-year sample.

Before selecting census tracts, additional implicit stratification was achieved by sorting the first-stage sampling units by a CBSA/SES²¹ (core-based statistical area/socioeconomic status) indicator²² and by the percentage of the population who are not Hispanic or Latino and White. From this well-ordered sample frame, 48 census tracts per SSR were selected with probabilities proportionate to a composite size measure and with minimum replacement.

For the second stage of selection, adjacent census block groups were collapsed as needed within selected census tracts. The selection of census block groups was included to facilitate possible transitioning to an address-based sampling design. The block groups were required to

¹⁸ For the remainder of the discussion, first-stage sampling units are referred to as “census tracts” even though each first-stage sampling unit contains one or more census tracts.

¹⁹ DU counts were obtained from the 2010 decennial census data supplemented with revised population counts from Claritas (see <https://www.claritas.com/> )

²⁰ The basis for the differing minimum DU requirement in urban and rural areas is that it is more difficult to meet the requirement in rural areas, 100 DUs are sufficient to support one field test and two main study samples in the smaller states, and 200 DUs are sufficient to support three samples in the larger sample states.

²¹ CBSAs include metropolitan and micropolitan statistical areas, as defined in the following reference: Office of Management and Budget. (2009, December 1). *OMB Bulletin No. 10-02: Update of statistical area definitions and guidance on their uses*. <https://obamawhitehouse.archives.gov/sites/default/files/omb/assets/bulletins/b10-02.pdf>

²² The CBSA/SES indicator was defined using 2006-2010 American Community Survey (ACS) estimates, 2010 census data, and the December 2009 CBSA definition. Four categories are defined as follows: (1) CBSA/low SES, (2) CBSA/high SES, (3) non-CBSA/low SES, and (4) non-CBSA/high SES.

have the same minimum number of DUs as the census tracts from which they were selected (150 or 250 in urban areas and 100 or 200 in rural areas, according to state). The resulting block groups were then sorted in the order in which they were formed, and one census block group²³ was selected per selected census tract with probability proportionate to a composite size measure.

Because census block groups generally exceed the minimum DU requirement, one smaller geographic area was selected within each sampled census block group. For this third stage of sampling, each selected census block group was partitioned into small geographic areas composed of adjacent census blocks. These geographic clusters of blocks are referred to as “segments” and are the tertiary sampling units for the coordinated sample design. A sample “dwelling unit” in NSDUH refers to either a housing unit or a group quarter listing unit, such as a dormitory room or a shelter bed. To support the overlapping sample design and any special supplemental sample or field test SAMHSA might wish to conduct, segments were formed to contain a minimum of 150 or 250 DUs in urban areas and 100 or 200 DUs in rural areas, according to state.

One segment was selected within each sampled census block group with probability proportionate to size. The 48 selected segments then were randomly assigned to a survey year and quarter of data collection.

Note that geographic identifiers like state and census blocks are not included in any NSDUH PUFs.

7.2 Selection of Dwelling Units

The primary objective of the fourth stage of sample selection (listing units) was to select the minimum number of DUs needed in each segment to meet the targeted sample sizes for all age groups. For the 2014-2022 NSDUHs, each state sample was allocated to age groups as follows: 25 percent for youths aged 12 to 17, 25 percent for young adults aged 18 to 25, 15 percent for adults aged 26 to 34, 20 percent for adults aged 35 to 49, and 15 percent for adults aged 50 or older. The size measures used in selecting the area segments were coordinated with the DU and person selection process so that a nearly self-weighting sample could be achieved in each of the five age groups. Departures from the self-weighting objective occurred for several reasons, including the following: (1) advance projections on the number of DUs did not accurately reflect the current housing inventory; (2) maximum DU sample sizes were preset to control the FI workload and to allow unused addresses to be available for the next year’s survey; and (3) the person selection probabilities were constrained so that no more than two individuals could be selected per DU. An iterative sample allocation process was followed to adjust for these additional constraints. In addition, the DU sample allocation in each area segment was adjusted to allow for DU eligibility, for screening nonresponse, and for person nonresponse.

²³ For the remainder of the discussion, second-stage sampling units are referred to as “census block groups” even though each second-stage sampling unit contains one or more census block groups.

In advance of the survey period, specially trained listers had visited each area segment and listed all addresses for housing units and eligible group quarters units in a prescribed order. Systematic sampling was used to select the allocated sample of addresses from each segment.²⁴

7.3 Selection of Individuals

After DU selections were made, the DU was rostered to identify all survey-eligible people residing at the DU. An eligible member of the selected DU provided this roster information by web or in person (to an FI visiting the DU). Using this roster information, the electronic or web screening instrument automatically selected zero, one, or two individuals to be interviewed using preset state and age group sampling rates and a random number specified for the address.

Because the majority of missed DUs are found on the premises of sampled DUs, the 2014-2022 NSDUHs had in place a procedure for checking for and adding missed DUs on the premises of sampled DUs. During the screening interview, FIs asked the screening respondent about other units on the property of the selected DU.²⁵ If missing from the original list, these DUs also were included in the sample.

7.4 Sample Design Variables

The sample for the 2021 NSDUH was selected using a multistage, deeply stratified sample design. The variables on the full restricted-use analytic data file represent each stage of sample selection. To ensure respondents' confidentiality, the sample design variables described in this section are not included in any NSDUH PUFs.

Stage 1: The 2021 NSDUH design includes a sample from each of the 50 states plus the District of Columbia. SSRs were formed within each state based on composite size measures, roughly geographically partitioning the state into equally sized regions. A sample of 48 census tracts was selected within each SSR. Census tracts are considered the PSUs and can be identified using the STATE, SSREGION, and SEGID²⁶ variables. Only eight census tracts per SSR were originally selected for the 2021 sample.

Stage 2: Adjacent census block groups were aggregated within selected census tracts as necessary to form the second-stage sampling units. One census block group was selected per sampled census tract. A total of 48 census block groups was selected within each SSR. Census block groups can be identified using the STATE, SSREGION, and SEGID variables. Eight census block groups per SSR, one from each sampled census tract, were originally selected for the 2021 sample.

²⁴ This had the effect of creating noncompact clusters (selection from a list), which differ from compact clusters in that not all units within the cluster are included in the sample. Although compact cluster designs are less costly and more stable, a noncompact cluster design was used because it provides for greater heterogeneity of dwellings within the sample. Also, social interaction (contagion) among neighboring dwellings is sometimes introduced with compact clusters. See the following reference: Kish, L. (1965). *Survey sampling*. John Wiley.

²⁵ The missed DU question was not asked of web screening respondents.

²⁶ One segment was selected from each sampled census block group within each sampled census tract so that the census tract, census block group, and segment can all be identified by the SEGID variable.

- Stage 3: The third stage of sampling consisted of partitioning the selected census block groups into smaller geographic areas, called “segments.” Segments are defined by joining contiguous census blocks within each selected census block group. Segments can be identified on the data file using the SEGID variable. Eight segments per SSR, one from each sampled census block group, were originally selected for the 2021 sample. Because COVID-19 continued to have a negative impact on data collection and response rates, the 6,000 original segments were supplemented with 2,946 segments from prior NSDUH samples. Thus, the 2021 NSDUH sample was selected from a total of 8,946 segments.
- Stage 4: After census tracts, census block groups, and segments were selected, the fourth stage of selection consisted of selecting DUs within each segment. The DU selection rate was based on the state to which a particular segment belonged. State classification was utilized for computation of eligibility, screener and interview response rates, and expected person yield per DU. State classifications can be identified with the STATE variable, and DUs can be identified with the ENCCASE variable.
- Stage 5: At the last stage of selection, individuals were selected within screened DUs based on the age group composition of the DU residents. The person-level variable used to determine the selection included AGE. The data file contains one record representing each responding selected person from Stage 5 (69,850 individuals). To protect the confidentiality of these respondents, the full restricted-use analytic data file was treated using a statistical disclosure limitation method, while ensuring that the data continue to be representative of civilian members of the noninstitutionalized population in the United States. The resulting public use data file contains 58,034 records.

A more detailed explanation of the sample design and sample selection procedures at each stage of the design appears in the 2021 Sample Design Report.

8. Data Collection and Response Rates

The 2021 NSDUH data collection effort was directed by RTI staff members. All web-based data collection activities were coordinated by in-house management staff, whereas in-person data collection activities were coordinated by both in-house and remote management staff. For in-person data collection, RTI maintained a field staff of approximately 550 FIs.

Multimode (in-person and web) data collection continued in 2021. Sections 2.2.1.1 and 2.2.1.3 of the 2021 Methodological Summary and Definitions provide detailed procedures for both in-person and web-based data collection. Due to the ongoing COVID-19 pandemic, NSDUH project management at RTI continued working closely with SAMHSA and RTI’s Infectious Disease Response Team (IDRT), Executive Leadership Team (ELT), and Institutional Review Board (IRB) in 2021 to determine when and where it would be safe to conduct in-person data collection. Throughout 2021, minor modifications were made to the data collection methods due to the COVID-19 pandemic to ensure the safety of the public and the FIs. At the start of Quarter 1, in-person data collection was limited to a small number of eligible states and counties due to COVID-19 infection rates. However, as COVID-19 infection rates gradually improved, the percentage of in-person eligible segments steadily increased during subsequent quarters in 2021.

A total final sample of 69,850 interviews (on the full analytic data file) was obtained for the 2021 survey. Strategies for ensuring the best participation rates possible resulted in a weighted screening response rate of 22.21 percent and a weighted interview response rate of 46.24 percent for the 2021 NSDUH. Of the total final sample, 54 percent of interviews were completed via the web and 45 percent were completed in person. Web-based data collection continued to yield lower response rates than in-person data collection. The pandemic continued to exacerbate people’s reluctance to open their doors to FIs in areas where in-person interviewing was allowed. The FIs continued to have a shorter amount of time to follow up with households that started out as being eligible for in-person data collection but became ineligible based on changing state- and county-level health metrics during 2021.

Throughout the course of the study, respondent anonymity and the privacy of responses were protected by separating identifying information from survey responses. Respondents were assured their identities and responses would be handled in strict compliance with federal law. As discussed above, the questionnaire itself and the interviewing procedures were designed to enhance the privacy of responses, especially during segments of the interview in which questions of a sensitive nature were posed. During in-person interviews, answers to sensitive questions were gathered using ACASI. However, the ACASI technology was not available in the web interview. The decision to not include ACASI as part of the web interviews was made following consultation with subject matter experts, which concluded that offering audio would result in a larger risk of breaching confidentiality (allowing others to potentially hear the questions being asked or the responses being entered) than not having audio at all.

A more detailed explanation of NSDUH’s data collection procedures will appear in the *2021 National Survey on Drug Use and Health (NSDUH) Methodological Resource Book, Section 8: Data Collection Final Report*, which will be available in 2023.²⁷

9. Sample Weights

This section describes in general how the weights were produced for the full restricted-use analytic file. For details on the weight calibration specific to the 2021 PUF, refer to Section 10, Public Use File Weight Calibration.

The estimates yielded by NSDUH are based on sample survey data rather than on complete data for the entire population, which means the data must be weighted to obtain unbiased estimates for survey outcomes in the population represented by the 2021 NSDUH. The “final analysis weight” of the i th respondent, say w_i , can be interpreted as the number of sampling units in the NSDUH target population represented by the i th respondent. The sum of the weights over all respondents is used to estimate the size of the total target population:

²⁷ Center for Behavioral Health Statistics and Quality. (forthcoming). *2021 National Survey on Drug Use and Health (NSDUH) methodological resource book, Section 8: Data collection final report*. Substance Abuse and Mental Health Services Administration.

$$\sum_i w_i = \text{estimated size of the target population,}$$

where the summation is over all of the respondents in the 2021 NSDUH.

For the 2021 NSDUH, three types of analysis weights were developed: (1) the person-level analysis weights, (2) questionnaire dwelling unit (QDU)-level weights, and (3) person pair-level weights.

Multimode data collection continued to be used in the 2021 NSDUH. The proportion of web and in-person interviews varied by quarter. The in-person interview proportion was the lowest in Quarter 1, increasing steadily in Quarters 2, 3, and 4. Three modifications were made to the 2021 NSDUH weighting process. See Section 2.3.4.2 of the 2021 Methodological Summary and Definitions for all the details on the modifications. The first modification was to develop one set of analysis weights for all four quarters instead of developing quarterly analysis weights as in the 2020 NSDUH. Additional quarter interactions by demographic variables were included in adjustment models to capture quarterly variation of web and in-person proportions and different demographic and geographic distributions between web and in-person modes. A second modification to the weights for 2020 was the addition of educational attainment to the control totals for final poststratification because the web respondents had a higher average level of educational attainment than the in-person respondents. A third modification was to add an implicit unknown eligibility adjustment if DUs were selected for web-based data collection but were nonrespondents at the screening stage. When data are collected in person, FIs can identify ineligible DUs (e.g., vacancies) to allow the ineligible DUs to be removed from the sample before weighting. For web-based data collection, however, DU members needed to initiate the screening process. Consequently, web-based data collection yielded more DUs with unknown eligibility because an adult DU member did not contact RTI to begin the screening process. If a DU's eligibility was unknown for web-based data collection, its eligibility status was imputed according to the historic DU eligibility rate in the state where the DU was located. DUs that were imputed to be ineligible were excluded from the weighting process before the screening dwelling unit nonresponse adjustment.

In the 2021 NSDUH, the number of adult web respondents who provided usable information on their substance use²⁸ but did not complete the mental health or later questions (i.e., “break-offs”) remained a concern for the 2021 adult mental health estimates. Specifically, mental health estimates for adults could be biased²⁹ if the characteristics of adult respondents who broke off the interview without completing the mental health questions differed from the characteristics of respondents who completed these questions. To reduce the potential for bias, a set of break-off analysis weights was developed for analyzing unimputed outcome variables in the mental health module and subsequent modules. For details on these break-off analysis weights, refer to Section 6.2.2.3 in the 2021 Methodological Summary and Definitions. Due to potential disclosure risk, the break-off analysis weights are not included in the 2021 PUF. Caution should be used for analyzing the outcomes in the mental health and subsequent sections

²⁸ Details about the criteria for defining a NSDUH interview as usable are provided in Section 11, Usable Interviews.

²⁹ Bias refers to error in estimates that does not occur at random.

of the codebook and for drawing conclusions using the main PUF analysis weights (ANALWT_C).

For the 2021 PUF, only the main person-level analysis weights (ANALWT_C) are maintained on the file. The person-level analysis weights on the PUF (ANALWT_C) are created from doing additional weight calibration on the main analytic weight (ANALWT). For details on how the main analytic weight ANALWT is produced, refer to Section 6.2.2.1.2 in the 2021 Methodological Summary and Definitions. For details on how ANALWT_C is produced, see Section 10, Public Use File Weight Calibration.

10. Public Use File Weight Calibration

As noted in Section 3, Confidentiality of Data, after the substitution step in MASSC, some respondents have their identifying variables changed, and after the subsampling step, a dataset that is a subset of the original full sample of the analytic data file is produced. Thus, weight calibration is needed in which the PUF weights are calibrated to the full sample totals to reduce bias due to substitution and variance due to subsampling.

In the subsampling step, the SAS procedure SURVEYSELECT was used to select a subsample based on the selection probabilities obtained from the subsampling step for each record. The Chromy sampling method³⁰ was used to sequentially draw a random subsample within each stratum defined by the sampling design variables VEREP and VESTR (i.e., the analytic full sample design variables before disclosure treatment). For each record, SAS generated a weight adjustment, which is approximately the inverse probability of selection for that record. The original analysis weight ANALWT was multiplied by this weight adjustment to get an intermediate subsample weight ANALWT_2. This step accounts for the different subsampling rates for the respondents and ensures that the total weight of the subsample (ANALWT_2) is close to the total weight of the original sample (ANALWT).

In the calibration step, ANALWT_2 was further adjusted so that the sum of the final PUF weights (ANALWT_C) matched the sum of ANALWT from the original analytic data for a set of main study variables and auxiliary variables (which were the selected identifying variables, such as demographic variables). This process, known as calibration in MASSC, is a poststratification adjustment and helps reduce bias due to substitution and variance due to subsampling. The generalized exponential model (GEM) developed by Folsom and Singh³¹ was used for this poststratification, and the control total used for poststratification was the final analysis weight ANALWT from the full analytic dataset. Variables (both main effects and two-way interactions) used in the weight calibration in GEM were typically demographic variables. Sometimes, a few of the variables were dropped or collapsed if they had a zero or a small sample size or if the model had convergence issues. The sampling weights on the PUF

³⁰ Chromy, J. R. (1979). Sequential sample selection methods. In *Proceedings of the 1979 American Statistical Association, Survey Research Methods Section, Washington, DC* (pp. 401-406).
<http://www.asasrms.org/Proceedings/index.html>

³¹ Folsom, R. E., & Singh, A. C. (2000). The generalized exponential model for sampling weight calibration for extreme values, nonresponse, and poststratification. In *Proceedings of the 2000 Joint Statistical Meetings, American Statistical Association, Survey Research Methods Section, Indianapolis, IN* (pp. 598-603).
<http://www.asasrms.org/Proceedings/index.html>

were adjusted for subsampling and calibrated with respect to approximately 45 demographic domains. A sublist of the domains that match their respective U.S. Census Bureau population estimates can be found in [Table 1](#) in Section 14, where an alternative way can be used to estimate SEs of the totals; for details, see Section 14, Variance Estimation of Estimated Numbers of Individuals.

For each record on the PUF, the final weight after calibration was referred to as ANALWT_C, which is the product of ANALWT_2 and the weighting adjustment factor from GEM. The sum of ANALWT_C on the PUF is identical to the sum of ANALWT on the full analytic file, both overall and by values of the calibration variables in [Table 1](#) in Section 14.

11. Usable Interviews

A key step in the data processing procedures established the minimum item response requirements for interviews to be retained for weighting and further analysis (i.e., “usable” data). These procedures were designed to eliminate data from interviews with unacceptable levels of item nonresponse (i.e., missing data), thereby using data from interviews with lower levels of missing data and reducing the amount of statistical imputation needed for any given record.

The usability criteria established for NSDUH were based on the completeness of information respondents provided about their lifetime use or nonuse of different substances. In NSDUH, respondents were asked more detailed questions about different substances only if they reported lifetime use of that substance (or lifetime use of one or more drugs within a broader category, such as hallucinogens) on an initial “gate” question; these questions are subsequently referred to as gate questions because a report of use opens the “gate” to the administration of additional questions, and other reports that do not explicitly indicate use close the “gate.”³² Consequently, whether a NSDUH respondent was a user or nonuser of the substances of interest could be readily determined by reviewing the respondent’s answers to the gate question on lifetime use of that substance (or category of substances).

For a NSDUH record to be considered usable, both of the following requirements must be met:

1. The lifetime cigarette question CG01 (i.e., “Have you ever smoked part or all of a cigarette?”) had to have been answered as “yes” or “no.” This requirement was set so that lifetime use or nonuse would be fully defined for at least one substance. Consequently, data about lifetime use or nonuse of cigarettes could be used in subsequent statistical imputations for other substances where lifetime use or nonuse was undefined.
2. Responses to questions on at least nine (9) of the following additional substances had to contain information about use or nonuse: (a) smokeless tobacco, (b) cigars, (c) alcohol, (d) marijuana, (e) cocaine (in any form), (f) heroin, (g) hallucinogens, (h) inhalants, (i) methamphetamine, (j) pain relievers, (k) tranquilizers, (l) stimulants

³² In all substance use sections except those pertaining to hallucinogens, inhalants, pain relievers, tranquilizers, stimulants, and sedatives, the logic for asking more detailed questions about use of that drug was based on the answer to a single “yes/no” question (e.g., “Have you ever, even once, used marijuana or hashish?”).

(i.e., independent of methamphetamine), and (m) sedatives. Crack cocaine was not included in the usability criteria because the logic for asking about crack cocaine was dependent upon the respondent having answered the lifetime cocaine question as “yes.” Although the CAI instrument also asked about pipe tobacco, this tobacco product was not included in the usability criteria because there was only one other question about pipe tobacco in addition to the lifetime pipe tobacco use question.³³

The usability criterion for smokeless tobacco through methamphetamine was that lifetime use or nonuse must be determined. For the “multiple gate” sections for hallucinogens and inhalants, at least one gate question in the series for that section was required to have an answer of “yes” or “no.”³⁴ Any of the following allowed the prescription drug data to count toward usability:

- Past year use of at least one specific prescription drug in a category (e.g., pain relievers) was reported.
- Lifetime use or nonuse of any prescription drug in the category was reported.
- Past year nonuse of *all* specific prescription drugs was reported, regardless of whether lifetime use or nonuse can be determined.

The interview also included follow-up probes for respondents who initially refused to answer a gate question or an entire series of gate questions. Follow-up probes were included in the following sections that were relevant to the usability rules: cigarettes, smokeless tobacco, cigars, alcohol, marijuana, cocaine, heroin, specific hallucinogens (i.e., LSD, PCP, Ecstasy/”Molly” [MDMA]), any use of inhalants, and methamphetamine. If respondents changed their initial refusal to a response of “yes” or “no,” they were considered to have provided usable data to that drug’s gate information.

In addition, the CAI program terminated interviews during the initial demographics questions if respondents were ineligible for the survey (i.e., younger than age 12 or on active duty in the U.S. military) or if respondents did not provide their date of birth or age. Also, interviews were not able to proceed if certain initial questions, such as gender and state of residence, were not answered by the interviewer. These ineligible or incomplete interviews did not meet the usability criteria because the interviews were terminated before the respondents were asked the first cigarette use question.

³³ For a more detailed discussion of the development of the usable criteria requirements, see the following reference: Kroutil, L., & Myers, L. (2002). Development of editing rules for CAI substance use data. In J. Gfroerer, J. Eyerman, & J. Chromy (Eds.), *Redesigning an ongoing national household survey: Methodological issues* (HHS Publication No. SMA 03-3768, pp. 85-109). Substance Abuse and Mental Health Services Administration, Office of Applied Studies.

³⁴ For hallucinogens and inhalants, the logic for asking more detailed questions about use of that category of drugs was based on respondents’ answers to multiple “yes/no” questions about the lifetime use or nonuse of specific drugs within that category (e.g., lifetime use or nonuse of the following specific hallucinogens: lysergic acid diethylamide (LSD); phencyclidine (PCP); peyote; mescaline; psilocybin/mushrooms; Ecstasy or “Molly” [3,4-methylenedioxymethamphetamine (MDMA)]; ketamine; dimethyltryptamine (DMT), alpha-methyltryptamine (AMT), or “Foxy”; *Salvia divinorum*; or “any other” hallucinogen).

12. Logical Editing

For selected key variables, response data were reviewed to identify and address inconsistent data among related variables or to replace missing data with nonmissing values. The routing logic in the CAI instrument reduced the opportunities for respondents to give inconsistent answers by skipping respondents past questions that did not apply to them. The occurrence of inconsistent data was reduced further through the use of consistency checks built into the CAI program that prompted respondents to resolve inconsistencies between related items. Nevertheless, there still were limited situations in which respondents could answer one question in a manner inconsistent with their answer to a previous question.

Logical editing was the first step in processing many of the variables on the file. This procedure used data within a respondent's record to identify and address inconsistencies among related variables within a given section of the interview (e.g., within the hallucinogens section). As part of this procedure, variables were identified that had been legitimately skipped because the condition(s) for asking the questions did not apply. As a general principle, responses from one section (e.g., hallucinogens) were not used to edit variables in another section (e.g., inhalants).³⁵ For this reason, data in one section may not be completely consistent with data in other sections. Subsequent discussion about editing in this section focuses on key substance use variables.

12.1 Editing Procedure for Tobacco through Methamphetamine

This section provides an overview of editing procedures for variables pertaining to substances other than prescription drugs. Procedures for prescription drugs are described separately in Section 12.2 because the questionnaire is structured differently for the prescription drug questions.

In sections of the interview for tobacco, alcohol, marijuana, cocaine (including crack cocaine), heroin, hallucinogens, inhalants, and methamphetamine, logical editing and processing of substance use variables first involved identifying whether respondents had ever used or never used the substance of interest. Determining whether respondents had ever used a given substance (or any substance within a broader category, such as hallucinogens) included identifying situations in which respondents initially refused to answer a question about their lifetime use of a substance but then changed their answer to "yes" or "no" on follow-up. If respondents did not provide sufficient information about their use or nonuse of a particular substance (or category of substances, such as hallucinogens), their final status was assigned through statistical imputation procedures. If values pertaining to lifetime use or nonuse of a given substance were changed through the editing procedures, this editing was indicated through special codes that indicated a response was logically inferred; documentation for these codes includes the phrase "LOGICALLY ASSIGNED." For example, if respondents did not report lifetime use of LSD

³⁵ One exception to the principle of not editing across questionnaire sections involved situations in which responses in one section governed whether respondents were asked questions in another section. For example, if respondents reported never using heroin but they received substance abuse treatment in the past 12 months, they were not asked questions in the drug treatment section about current or past year treatment for heroin. Consequently, codes could be assigned to indicate that the respondents skipped out of the heroin treatment questions because they had never used heroin.

(a specific hallucinogen) in question LS01a, but they specified lifetime use of it as some other hallucinogen they used, then they were logically inferred to be lifetime users of LSD.

After lifetime use or nonuse of a given substance had been determined as part of the editing procedures, edits were implemented for the variables that established when respondents last used a substance of interest. These edited recency-of-use variables were the precursors for the final, imputed measures that established the prevalence of use in the past 30 days, past 12 months, and lifetime.

The interview included follow-up probes for respondents who were lifetime users of a given substance but did not know or refused to report when they last used it. Respondents who initially did not know when they last used a substance were asked to give their “best guess” of when they last used it. Respondents who initially refused to report when they last used a substance were asked to reconsider answering the question. If respondents changed their initial answer of “don’t know” or “refused” in response to these probes, the editing procedures incorporated data from these probes into the final, edited recency-of-use variables. For example, if respondents initially refused to report when they last used a substance but then reported last using it more than 30 days ago but within the past 12 months in response to a follow-up probe, their edited recency indicated use in that period, in the absence of any information inconsistent with what they reported in the probe (see below).

For substances other than prescription drugs, situations were identified and flagged in which there were inconsistencies between a respondent’s answer to a substance’s recency question (or the answer in a follow-up probe) and other data in that section. For example, it would be inconsistent for a respondent to report last using a substance “more than 12 months ago” but also to report having first used it at his or her current age. In this example, the edited recency variable was set to a value of 9 (see documentation in the paragraph below), and the edited variable for the age at first use was set to the “bad data” code for missing data (see Section 12.3, Standard Code Conventions). These inconsistencies then were addressed by statistically imputing final values for the affected recency variable and the other variable(s) where the data were inconsistent with the respondent’s original answer to the recency question.

If values pertaining to the period when respondents last used a substance were changed through the editing procedures, special codes were assigned to indicate these edits had been done. The documentation for these codes included the phrase “LOGICALLY ASSIGNED.” For example, a code of 8 in a substance’s recency-of-use variable means “Used at some point in the past 12 months LOGICALLY ASSIGNED.” Specifically, if a respondent reported using a substance more than 30 days ago but within the past 12 months but other data suggested the respondent may have used the substance more recently, this code of 8 indicated that at least it could be inferred the respondent was a user in the past 12 months (and potentially more recently). Similarly, a code of 9 (“Used at some point in lifetime LOGICALLY ASSIGNED”) indicated the respondent was potentially a user in any period asked about for that specific substance, including the past 30 days. In particular, respondents were assigned a code of 9 if they initially answered “don’t know” or “refused” to a substance’s recency question and continued on follow-up to answer “don’t know” or “refused” regarding when they last used it.

Beginning in 2021, the edited variables for lifetime use and recency of use of marijuana vaping from the emerging issues section were used to edit marijuana use variables. Specifically, respondents who indicated no lifetime use of marijuana but reported vaping marijuana were logically assigned to be lifetime marijuana users. In addition, respondents who reported vaping marijuana more recently than they reported using marijuana had their marijuana recency variable edited for consistency. This is an exception to the general principle not to use data from one section to edit data from another section.

12.2 Editing Procedure for Prescription Drug Variables

Respondents first were asked a series of screening questions about *any* use of specific prescription drugs (pain relievers, tranquilizers, stimulants, and sedatives) in the past 12 months (i.e., use or misuse) or any lifetime use if they did not report past year use. Respondents were asked about misuse in the past year of any of the specific prescription drugs they reported using in that period.

Consistent with the general editing principles described previously, an important component of editing the prescription drug variables involved determining whether respondents used (or misused) prescription drugs in their lifetime or in a particular period within their lifetime (e.g., within the past 12 months). If respondents reported any use of prescription drugs, the possibilities for most recent use were (1) use within the past 12 months, (2) use more than 12 months ago (i.e., if respondents explicitly reported they used no prescription drugs within that category within the past 12 months but they reported lifetime use), and (3) use at some point in the respondent's lifetime (i.e., if respondents reported lifetime use of any prescription drug in a given category but they had missing data for use in the past year of specific prescription drugs).

Because of the structure of the prescription drug questions, respondents were not asked a specific question for their most recent misuse of any prescription drug in that category. Rather, variables for the most recent misuse of prescription pain relievers, tranquilizers, stimulants, and sedatives were created from respondents' answers to questions about the misuse of any prescription drug in the category in the past 30 days, misuse of specific prescription drugs in a given category in the past 12 months, and lifetime misuse of any prescription drug in the category. For example, if respondents reported misuse of one or more specific prescription drugs in a given category in the past 12 months and they reported they did not misuse any prescription drug in that category in the past 30 days, then it could be inferred the most recent misuse for that prescription drug category occurred more than 30 days ago but within the past 12 months.

As with other substances described in the previous section, respondents could provide "indefinite" information on when they last misused prescription drugs. For example, if respondents reported misuse of one or more specific prescription drugs in the past 12 months but they did not know or refused to report whether they misused any prescription drug in the past 30 days, it could be inferred these respondents misused prescription drugs in the past 12 months and potentially in the past 30 days. In these situations, an indefinite value for the most recent period of misuse was assigned to the variables created for the most recent misuse of pain relievers, tranquilizers, stimulants, and sedatives (e.g., "Used at some point in the past 12 months LOGICALLY ASSIGNED"), and a final, specific value was statistically imputed.

Also, respondents were logically inferred to have misused (or used) a specific prescription drug in the past 12 months if they did not report misuse of that drug in the past 12 months, but they specified misuse of that drug as “some other drug” within that category (e.g., any other prescription pain reliever) that they misused in the past 12 months. In addition, respondents were instructed not to report use or misuse of over-the-counter (OTC) drugs available without a prescription. Therefore, respondents whose reported past year misuse involved only OTC drugs were logically inferred not to have misused any prescription drug in that category in the past 12 months.

Details of the editing procedures for the drug use variables in 2021 will appear in the *2021 National Survey on Drug Use and Health (NSDUH) Methodological Resource Book, Section 10: Editing and Imputation Report*, which will be available in 2023.³⁶

12.3 Standard Code Conventions

Generally, the following codes have the same (or consistent) meanings across all variables. Exceptions are noted in the documentation for individual variables.

| | | |
|-------------------------|---|--|
| 91 or 991 or 9991, etc. | = | NEVER USED [DRUG(S) OF INTEREST] |
| 93 or 993 or 9993, etc. | = | USED [DRUG] BUT NOT IN THE PERIOD OF INTEREST |
| 94 or 994 or 9994, etc. | = | DON'T KNOW |
| 97 or 997 or 9997, etc. | = | REFUSED |
| 98 or 998 or 9998, etc. | = | BLANK (i.e., not answered; not asked the question) |
| 99 or 999 or 9999, etc. | = | LEGITIMATE SKIP |

The following analogous codes also were assigned as part of the logical editing process. Exceptions are noted in the documentation for specific variables.

| | | |
|-------------------------|---|--|
| 81 or 981 or 9981, etc. | = | NEVER USED [DRUG(S) OF INTEREST] Logically assigned |
| 83 or 983 or 9983, etc. | = | USED [DRUG] BUT NOT IN THE PERIOD OF INTEREST Logically assigned |
| 85 or 985 or 9985, etc. | = | BAD DATA Logically assigned (i.e., usually inconsistent with other data) |
| 89 or 989 or 9989, etc. | = | LEGITIMATE SKIP Logically assigned |

The codes of 81, 83, 85, and 89 were given values in the 80s to signify that existing values were overwritten during editing. For example, if a respondent was somehow routed into the youth experiences section but that respondent was subsequently classified as being 18 or older, any answer the respondent gave in the youth experiences section was overwritten with

³⁶ Center for Behavioral Health Statistics and Quality. (forthcoming). *2021 National Survey on Drug Use and Health (NSDUH) methodological resource book, Section 10: Editing and imputation report*. Substance Abuse and Mental Health Services Administration.

codes of 89 (or 989, etc.). These codes signify this adult respondent logically was not eligible to be asked the youth experiences questions.

Codes of 85 (or 985, etc.), 94 (or 994, etc.), 97 (or 997, etc.), and 98 (or 998, etc.) are codes for missing data. In particular, codes of 98 (i.e., blank) could occur in the data for the following reasons:

- The respondent broke off the interview before reaching a specific question or section.
- In situations where respondents were asked to specify something, such as the name of some other drug they had used, respondents typed only blank spaces.
- The CAI program skipped respondents past a question, but there was some uncertainty as to whether the skipped question applied or did not apply to the respondents (e.g., if subsequent questions about a drug were skipped because the respondents did not know whether they ever used that drug).

13. Statistical Imputation

Statistical imputation refers to the substitution of acceptable estimated values for missing values. These imputed values cannot be directly distinguished from nonimputed values. Using statistical imputation, missing data were replaced with nonmissing values for selected variables. These variables can be identified in the codebook by their labels, within which can be found the words “IMPUTATION REVISED” or abbreviations such as “IMP REV.” In addition, most imputation-revised variables have names with the prefix “IR.” (Although no missing data are possible for gender, the “IR” prefix for IRSEX is maintained for continuity with past years.) Associated indicator variables tell the user which values are imputed and which ones are not. These indicator variables have the words “IMPUTATION INDICATOR” or abbreviations such as “IMP IND” in their labels and are identified with the prefix “II.” For some imputation-revised variables, additional imputation indicators are available, identified with the prefix “II2,” giving more details about the source of the imputed or logically assigned value. In most cases, the imputation-revised variable can be traced to a specific question in the questionnaire. However, the imputation-revised variable occasionally corresponds to an edited variable derived from several questions in the questionnaire.

Imputation of missing values in the 2021 NSDUH data was accomplished using two imputation procedures developed specifically for NSDUH. The first method, predictive mean neighborhood (PMN), has been used to impute missing values in the survey since 1999 and is a combination of model-assisted and nearest neighbor hot-deck imputation methods. The second imputation method used to impute missing values, modified predictive mean neighborhood (modPMN), is so named because it includes both simplifications and modifications to the PMN methodology and is used for selected variables. The modPMN procedure uses the model-assisted imputation methodology of the PMN approach while also permitting the user to cycle through a set of related variables multiple times. These imputation methods offer the following features: (1) a large number of covariates can be incorporated into the imputation process, (2) the relative importance of covariates can be determined by standard modeling techniques, (3) the correlations across response variables can be accounted for by making the imputation multivariate or by performing multiple cycles, and (4) the sampling weights can be easily

incorporated in the models. Details on the methods used for imputation can be found in the 2021 Editing and Imputation Report, which will be available in 2023.

Variables imputed using PMN for 2021 were (1) the initial demographic variables; (2) substance use variables for cigarettes, smokeless tobacco, cigars, pipe tobacco, alcohol, marijuana, cocaine, crack, and heroin (recency of use, frequency of use, and age at first use); (3) income; (4) health insurance; and (5) demographic variables for work status, immigrant status, and the household roster. Variables imputed using modPMN for 2021 were (1) the drug use variables for hallucinogens, inhalants, and methamphetamine (recency of use, frequency of use, and age at first use); (2) the drug use variables for pain relievers, tranquilizers, stimulants, and sedatives (recency of any use, recency of misuse, frequency of misuse, past year initiation status, and age at first misuse among past year initiates of misuse); (3) the drug use variables for fentanyl products, OxyContin[®], and benzodiazepines (recency of any use and recency of misuse); (4) DSM-5 SUD outcomes (i.e., past year disorder and disorder severity) for alcohol and drugs; (5) the most recent use of the following: vaping of any substance, nicotine or tobacco vaping, marijuana vaping, vaping of flavoring, kratom, synthetic marijuana, synthetic stimulants, GHB, and nonprescription cough or cold medicines; (6) past month nicotine dependence; and (7) adult mental health variables related to psychological distress, suicidal thoughts and behaviors, and major depressive episode.

For all imputation-revised variables, the levels within the variables are limited to the valid responses in the interview itself. If neither editing nor imputation was required for any of these variables, the levels for the edited and imputation-revised variables are the same, with each level corresponding to a valid interview response. If an edited variable has a logically assigned value for which no imputation was required, that logically assigned value was converted to the associated valid interview response in the imputation-revised variable. Finally, levels in the edited variable not corresponding to a valid interview response indicate the information available for that respondent was incomplete and, consequently, imputation was required. In the imputation-revised variable, these levels were replaced by imputed values corresponding to valid interview responses, which were made consistent with any preexisting information related to that variable. Examples of levels indicating incomplete information include “bad data,” “don’t know,” and “refused.” Also, in the case of recency of (mis)use, some levels in the edited variable describe a more general recency (e.g., misused at some point in the past 12 months) than was indicated from a valid interview response; these levels were replaced with imputed values that were consistent with the broad level of recency in the imputation-revised variable.

13.1 Imputation Indicators

For each variable that underwent statistical imputation, concomitant indicator variables distinguish imputed from nonimputed values. These associated variables have names nearly identical to the imputation-revised variables, except that the IR prefix was replaced by an II or an II2. In general, the imputation indicator variables with the II prefix have three levels:

- 1 = From interview
- 2 = Logically assigned
- 3 = Statistically imputed

These levels indicate whether the imputation-revised variable's value originated from interview responses, was logically assigned in the editing process, or was imputed. In some cases, the routing inherent in NSDUH prevented respondents from answering certain questions because of their responses to previous questions. For the drug use variables, if a respondent had been skipped out of a question, the response in the imputation-revised variable is coded as "never used" or is coded to indicate the respondent had not used in the relevant time period. For other variables where this occurred, the imputation-revised variable has a level with a label indicating a legitimate skip. The imputation indicators associated with these variables also have an additional level, which likewise has a label indicating a legitimate skip. Typically, this level is given as 9 (= Legitimate skip), often with an accompanying explanation for the skip.

Variables having an additional set of imputation indicators, as denoted by the prefix "II2," are IRWRKSTAT18, IRWRKSTAT, and the recency and frequency-of-use variables for alcohol, cigarettes, cigars, marijuana, cocaine, crack, heroin, LSD, and PCP. Only one set of imputation indicators denoted by the prefix "II" was created for smokeless tobacco, inhalants, hallucinogens, Ecstasy, ketamine, DMT/AMT/Foxy, *Salvia divinorum*, methamphetamine, prescription drugs (i.e., pain relievers, tranquilizers, stimulants, and sedatives), any vaping, nicotine or tobacco vaping, marijuana vaping, vaping of flavoring, kratom, synthetic marijuana, synthetic stimulants, GHB, and nonprescription cough or cold medicines. For this set of substances, these imputation indicators contain the more detailed breakdown of statistically imputed cases typically found in the variables with the prefix "II2" for all remaining substances as described below. For IRWRKSTAT18 and IRWRKSTAT, the II2 variables provide more details about the constraints on imputed values, where the legitimate skip levels are equivalent to those given by the II variables. The substance use II2 variables are a result of the implementation of the flag-and-impute editing procedures on the recency-of-use data. Details on these editing procedures are described in Section 12, Logical Editing. With these editing procedures, inconsistent responses in the recency-of-use variables were replaced by more general, consistent responses. Subsequently, the specific responses then were imputed. If the response from a recency-of-use variable was considered partially known, such as past year use of a given substance with the more specific recency unknown, imputed values had to be limited to what was consistent with this incomplete information. The types of partial information available for a given variable are as follows:

- 8 = Used at some point in the past 12 months LOGICALLY ASSIGNED
- 9 = Used at some point in lifetime LOGICALLY ASSIGNED
- 14 = Used more than 12 months ago LOGICALLY ASSIGNED
- 19 = Used more than 30 days ago LOGICALLY ASSIGNED
- 29 = Used more than 30 days ago but in the past 3 years LOGICALLY ASSIGNED
- 39 = Used within the past 3 years LOGICALLY ASSIGNED
- 83 = Did not misuse within the past 12 months, lifetime misuse unknown
LOGICALLY ASSIGNED

Four of these levels (14, 19, 29, and 39) are for tobacco product use only, and the last level (83) is for pain relievers, tranquilizers, stimulants, and sedatives only. In the imputation indicator variables for recency of substance use, level 3 indicates statistical imputation, but no detail is given regarding any available partial information. The II2 variable breaks out the II level 3 into the following levels for nonprescription drugs:

- 3 = Statistically imputed data - lifetime use imputed
- 4 = Statistically imputed data - edited recency = 9
- 5 = Statistically imputed data - edited recency = 8
- 6 = Statistically imputed data - edited recency = 19
- 7 = Statistically imputed data - edited recency = 14
- 8 = Statistically imputed data - edited recency = 29
- 9 = Statistically imputed data - edited recency = 39

For the prescription drugs (i.e., pain relievers, tranquilizers, stimulants, and sedatives), the levels of the imputation indicator variables for recency of misuse also contained information on whether the recency variable associated with any use in the past year or lifetime required imputation. For these drugs, the statistically imputed cases are broken out into the following levels to account for this additional source of information:

- 3 = Statistically imputed data - recency of any use imputed
- 4 = Statistically imputed data - recency of any use known
- 5 = Statistically imputed data - edited recency = 9
- 6 = Statistically imputed data - edited recency = 8
- 7 = Statistically imputed data - edited recency = 83

13.2 Constraints and Consistency

The imputation of missing values was subject to numerous constraints to ensure imputed values would be consistent with preexisting, nonmissing values. For multivariate analyses, the imputation-revised variables should be used as long as these variables all come from the same section of the interview. However, if the analysis includes the imputation-revised variables from different sections of the questionnaire or a combination of variables that undergo statistical imputation and those that do not, inconsistencies may be present in the data. For example, the question on the most recent use of cocaine (CCLAST3) from the cocaine section of the questionnaire undergoes statistical imputation, and every attempt is made to ensure this variable is consistent with other nonmissing information from the same section of the questionnaire, such as age at first use and frequency of use. However, it is possible for the imputation-revised cocaine recency variable (IRCOCRC) to be inconsistent with the question on the most recent use of cocaine with a needle (SD06), which does not undergo imputation, from the special drugs section of the questionnaire. Therefore, for analyses of relationships requiring imputation-revised variables from multiple sections of the interview or a combination of imputation-revised

variables and variables that do not undergo imputation, simultaneous use of these variables may not be appropriate.

14. Variance Estimation of Estimated Numbers of Individuals

Prevalence rates are the proportions of the population who exhibit characteristics of interest (such as substance use). Let \hat{p}_d represent the prevalence rate of interest for domain d . Then \hat{p}_d would be defined as the ratio

$$\hat{p}_d = \frac{\hat{Y}_d}{\hat{N}_d},$$

where $\hat{Y}_d = \sum_{i \in S} w_i \delta_i y_i$, which represents the estimated number of individuals with the characteristic of interest in domain d ; $\hat{N}_d = \sum_{i \in S} w_i \delta_i$, which represents the estimated total number of individuals in the domain d ; S represents the sample; w_i represents the analysis weight; δ_i represents an indicator variable defined as 1 if the i th sample unit is in domain d and is equal to 0 otherwise; and y_i represents an indicator variable defined as 1 if the i th sample unit exhibits the characteristic of interest and is equal to 0 otherwise.

The sampling error of an estimate is the error caused by the selection of a sample instead of conducting a census of the population. The sampling error may be reduced by selecting a large sample and/or by using efficient sample design and estimation strategies, such as stratification, optimal allocation, and ratio estimation. The use of probability sampling methods in NSDUH allows estimation of sampling error from the survey data. The standard errors (SEs, which are the square roots of the variances) are used to identify unreliable estimates and to test for the statistical significance of differences between estimates.

Suitable software packages, such as SUDAAN[®],³⁷ can be used to calculate direct estimates of \hat{Y}_d and \hat{N}_d (and, therefore, \hat{p}_d) and also can be used to estimate their respective SEs. Although SEs of the estimates of means and proportions can be calculated appropriately in software (such as SUDAAN) using a Taylor series linearization approach, SEs of the estimates of totals may be underestimated in situations where the domain size is poststratified to data from the U.S. Census Bureau or American Community Survey (ACS) population estimates.

When the domain size, \hat{N}_d , is free of sampling error because the domain size has been fixed (see below), the following formula is an alternative to using SUDAAN to estimate the SE for the total number of individuals with a characteristic of interest (e.g., substance users):

$$SE(\hat{Y}_d) = \hat{N}_d SE(\hat{p}_d).$$

³⁷ RTI International. (2018). *SUDAAN[®] language manual, Release 11.0.3*.

This alternative SE estimation method is theoretically correct when the domain size estimates, \hat{N}_d , are fixed (i.e., among those domains forced to match their respective U.S. Census Bureau or ACS population estimates through the weight calibration process).³⁸

In these situations, \hat{N}_d is not subject to a sampling error induced by the NSDUH design. For an estimated number, \hat{Y}_d , where the domain \hat{N}_d is not fixed (i.e., where domain size estimates are not forced to match the U.S. Census Bureau or ACS population estimates), this alternative SE estimation method still may provide a good approximation if it can be assumed that the sampling variation in \hat{N}_d is negligible relative to the sampling variation in \hat{p}_d . This is a reasonable assumption for many NSDUH analyses.

For some subsets of domain estimates, using this alternative SE estimation method where domain sizes are not fixed yielded an underestimate of the SE of a total because \hat{N}_d was subject to considerable variation. Because of this underestimation, the alternative SE estimation method was not implemented when \hat{N}_d was not fixed.

A “mixed-method” approach can be used to improve the accuracy of SEs for the estimated number of individuals and to better reflect the effects of poststratification on the variance of the total estimated numbers of individuals. This approach assigns the method of SE calculation to domains (i.e., subgroups for which the estimates were calculated) within tables so that all estimates among a select set of domains with fixed \hat{N}_d were calculated using the alternative SE estimation method (outside of SUDAAN), with all other estimates being calculated directly in SUDAAN, regardless of what the other estimates are within the same table. The use of such SEs for the estimated number of individuals did not affect the SE estimates for the corresponding proportions because all SEs for means and proportions are calculated directly in SUDAAN. [Table 1](#) includes the domains that should utilize the alternative SE estimation method due to fixed \hat{N}_d for the 2021 PUF.

³⁸ Center for Behavioral Health Statistics and Quality. (forthcoming). *2021 National Survey on Drug Use and Health (NSDUH) methodological resource book, Section 11: Person-level sampling weight calibration*. Substance Abuse and Mental Health Services Administration.

Table 1. Demographic Domains for the Public Use File That Should Use the Alternative Standard Error Estimation Method for Calculating the Standard Errors of the Estimated Number of Individuals, Totals: 2021

| Main Effect | Two-Way Interaction |
|---|---|
| Age Group 12-17 18-25 26-34 35+ Collapsed Age Categories ² | Age Group × Gender¹ (e.g., Males Aged 12-17) |
| Gender Male Female | |
| Race/Ethnicity Hispanic or Latino Not Hispanic or Latino, White ³ | |

Note: The alternative standard error (SE) estimation method for the estimated number of individuals (totals), $SE(\hat{Y}_d) = \hat{N}_d SE(\hat{p}_d)$, is applied when the domain size estimates, \hat{N}_d , are among those forced to match their respective U.S. Census Bureau or American Community Survey (ACS) population estimates through the weight calibration process.

Note: The alternative SE estimation method does not affect the SEs for the corresponding means and proportions. These latter SEs are calculated directly in SUDAAN[®], whereas the alternative SE estimation method is computed outside of SUDAAN using the formula provided in the first note. See the following reference: RTI International. (2013). *SUDAAN[®] language manual, Release 11.0.1*.

Note: Domains in this table may appear to be different from those in Table 3.1 of the *2021 National Survey on Drug Use and Health: Methodological Summary and Definitions* because of different adjustments applied to the weights on the public use file. All weights except for the standard analysis weight (ANALWT_C) were dropped from the public use file. See the following reference: Center for Behavioral Health Statistics and Quality. (2022). *2021 National Survey on Drug Use and Health: Methodological summary and definitions*. <https://www.samhsa.gov/data/report/2021-methodological-summary-and-definitions>

¹ Unless otherwise noted, the domains for the two-way interactions are the same as the main-effect domains (including the collapsed age categories). Two-way interactions involving age group include the main-effect and collapsed age group categories. If age groups are listed in the two-way interaction columns, then only those age groups can be collapsed to form broader age categories.

² Main effect age group categories shown in the table can be collapsed to form broader age group categories (e.g., 12 or older, 18 or older, 18 to 34, 12 to 25). Collapsed main effect age group categories and two-way interactions with other main effect demographic domains shown (e.g., males aged 35 or older) also use the alternative SE estimation method because the collapsed main effects will sum to the census totals for the category being defined. However, broader age groups including only a subset of the main effect age groups (e.g., 12 to 20, 21 or older), age groups finer than the main effect age groups (e.g., 12 and 13, 18 to 20), or two-way interactions of these types of collapsed age categories with other main effect domains (e.g., females aged 21 or older) should not use the alternative SE estimation method.

³ This domain is considered a two-way interaction. Thus, any additional domains crossed with Not Hispanic or Latino, White (e.g., Not Hispanic or Latino, Whites aged 18 to 25) represent three-way interactions that do not use the alternative SE estimation method.

Source: SAMHSA, Center for Behavioral Health Statistics and Quality, National Survey on Drug Use and Health, 2021.

15. Statistical Significance of Differences

NSDUH data are often used to compare estimates among subdomains or across time. Due to methodological changes in the 2021 NSDUH, SAMHSA decided to show only 2021 estimates with no comparisons between 2021 data and prior years of data. Analyses evaluating the effect of the methodological changes on NSDUH estimates have shown that 2021 data should not be compared with earlier NSDUH data. See the 2021 Methodological Summary and Definitions for more details on methodological changes.

NSDUH data can be used for comparing estimates between or among subdomains for 2021 data. Customarily, the observed difference between estimates is evaluated in terms of its statistical significance. Statistical significance is based on the p value of the test statistic and refers to the probability that a difference as large as that observed would occur due to random variability in the estimates if there were no differences in the prevalence estimates for the population groups being compared. The significance of observed differences is generally reported at the .05 level when the p value is defined as less than or equal to the designated significance level.

When comparing prevalence estimates, one can test the null hypothesis (no difference between prevalence estimates) against the alternative hypothesis (there is a difference in prevalence estimates) using the standard difference in proportions test expressed as

$$Z = \frac{\hat{p}_1 - \hat{p}_2}{\sqrt{\text{var}(\hat{p}_1) + \text{var}(\hat{p}_2) - 2 \text{cov}(\hat{p}_1, \hat{p}_2)}},$$

where \hat{p}_1 = the first prevalence estimate, \hat{p}_2 = the second prevalence estimate, $\text{var}(\hat{p}_1)$ = the variance of first prevalence estimate, $\text{var}(\hat{p}_2)$ = the variance of second prevalence estimate, and $\text{cov}(\hat{p}_1, \hat{p}_2)$ = the covariance between \hat{p}_1 and \hat{p}_2 . Note that the first and second prevalence estimates may take the form of prevalence estimates for subpopulations of interest within a single survey year.

Under the null hypothesis, Z is asymptotically distributed as a normal random variable. Therefore, calculated values of Z can be referred to as the unit normal distribution to determine the corresponding probability level (i.e., p value). Because the covariance term between the two estimates is not necessarily zero, SUDAAN may be used to compute estimates of Z along with the associated p values such that the covariance term is calculated by taking the sample design into account. A similar procedure and formula for Z is used for testing between estimated totals rather than prevalence rates.

For the 2021 NSDUH, statistical tests can be conducted among population subgroups within a single year (i.e., between adolescents aged 12 to 17 and young adults aged 18 to 25). When comparing population subgroups defined by three or more levels of a categorical variable, log-linear chi-square tests of independence of the subgroup and the prevalence variables should be conducted first to control the error level for multiple comparisons. If Shah's Wald F test (transformed from the standard Wald chi-square and computed in SUDAAN) indicates overall significant differences, then the significance of each pairwise comparison of interest should be

tested using SUDAAN analytic procedures to properly account for the sample design. This two-step procedure is protected against inappropriate inferences because of the number of pairwise differences tested.³⁹

If SUDAAN is not available to compute the significance testing, using published estimates can provide similar testing results. When comparing prevalence rates shown with standard errors, t tests that assume independence for the difference of proportions can be performed and usually will provide the same results as tests performed in SUDAAN. However, where the p value is close to the predetermined level of significance, results may differ for two reasons: (1) the covariance term is included in the SUDAAN tests, whereas it is not included in t tests that assume independence; and (2) the reduced number of significant digits shown in the published estimates may cause rounding errors in the independent t tests.



Although not generated in all NSDUH publications, some publications do include sampling error in the form of 95 percent confidence intervals (CIs). CIs for NSDUH are computed using degrees of freedom and critical values of the t -distribution, which will change, dependent on which sample of data is being analyzed. For more information about computing CIs and degrees of freedom, see Chapters 8 and 6, respectively, in the *2020 National Survey on Drug Use and Health (NSDUH) Methodological Resource Book, Section 13: Statistical Inference Report*.⁴⁰ In terms of testing for differences between prevalence rates shown with 95 percent CIs, it is important to note that two overlapping 95 percent CIs do not necessarily imply their rates are statistically equivalent at the 5 percent level of significance.⁴¹

16. Quality Assessment of Public Use File Estimates and Standard Errors

A number of variables were reviewed after the disclosure avoidance process (discussed in Section 3) was completed to determine the impact of these techniques on the bias and precision of estimates compared with those from the full file (i.e., untreated or restricted-use file). These variables included both variables for which partial records were substituted and other variables that were not perturbed. In addition, the change in precision in estimates was studied for 340 combinations of 34 domains and 10 response variables (e.g., the combination of past month

³⁹ Other statistical methods have been used for comparisons of pairwise differences across three or more levels of a categorical variable once an overall test (such as Shah's F) suggests there are differences. Although a Bonferroni adjustment can be applied to every pairwise difference (i.e., and not just to the pairwise difference with the lowest p value, which is sometimes recommended instead of Shah's F as an alternative overall test), this is an overly conservative procedure. For example, if a p value of .05 is set as the criterion for statistical significance and there are three pairwise comparisons, then the Bonferroni-adjusted p value for statistical significance becomes .017 (i.e., .05 divided by 3 equals .017).

⁴⁰ Center for Behavioral Health Statistics and Quality. (2022). *2020 National Survey on Drug Use and Health (NSDUH) methodological resource book, Section 13: Statistical inference report*. Substance Abuse and Mental Health Services Administration.

⁴¹ For additional information, see the following reference: Payton, M. E., Greenstone, M. H., & Schenker, N. (2003). Overlapping confidence intervals or standard error intervals: What do they mean in terms of statistical significance? *Journal of Insect Science*, 3, 34. <https://doi.org/10.1673/031.003.3401> . Also see the following reference for further details: Schenker, N., & Gentleman, J. F. (2001, August). On judging the significance of differences by examining the overlap between confidence intervals. *American Statistician*, 55(3), 182-186. <https://doi.org/10.1198/000313001317097960> 

alcohol use in the 12-17 age group). The ratio of the estimates from the PUF and the full restricted-use file was calculated for each domain and response variable combination. The average ratio over the 34 domains for the 10 response variables was within the 0.99 to 1.04 range. Similarly, to assess the decrease in precision, the SE was compared between the PUF and the full restricted-use file. For the 10 response variables, the average increase in SEs over the 34 domains was about 4 to 14 percent.

Survey analysis software can be used (along with the weight variable ANALWT_C and the PUF design variables VEREP and VESTR_C) to produce estimates and their SEs. [Tables 2](#) and [3](#) show the ratios of the prevalence estimates and their SEs calculated from the PUF to those calculated from the full restricted-use file for certain demographic domains not included in the calibration constraints. [Table 2](#) shows the ratios of prevalence estimates and SEs from the PUF subsample to the full sample for past month marijuana use, a relatively high prevalence drug. [Table 3](#) shows the same ratios for past year heroin use, a relatively low prevalence drug. The results are shown for seven demographic domains.

Table 2. Past Month Marijuana Prevalence and Standard Error Ratios of the Public Use File Subsample to the Full Sample, by Seven Domains: 2021

| Domain | Prevalence Ratio | Standard Error Ratio |
|--|------------------|----------------------|
| Non-Hispanic American Indian or Alaska Native | 1.02 | 1.09 |
| Non-Hispanic Native Hawaiian or Other Pacific Islander | 0.92 | 0.79 |
| Non-Hispanic Asian | 1.01 | 1.00 |
| Non-Hispanic Two or More Races | 0.98 | 0.89 |
| Household with Four Members | 1.02 | 1.06 |
| Household with Five Members | 1.00 | 1.09 |
| Household with Six or More Members | 1.02 | 1.20 |

Note: Ratio = (Public use file subsample estimate/Full analytic sample estimate).

Source: SAMHSA, Center for Behavioral Health Statistics and Quality, National Survey on Drug Use and Health, 2021.

Table 3. Past Year Heroin Prevalence and Standard Error Ratios of the Public Use File Subsample to the Full Sample, by Seven Domains: 2021

| Domain | Prevalence Ratio | Standard Error Ratio |
|--|------------------|----------------------|
| Non-Hispanic American Indian or Alaska Native | 0.83 | 0.75 |
| Non-Hispanic Native Hawaiian or Other Pacific Islander | .. | .. |
| Non-Hispanic Asian | 0.99 | 0.97 |
| Non-Hispanic Two or More Races | 1.06 | 1.10 |
| Household with Four Members | 1.15 | 1.14 |
| Household with Five Members | 0.96 | 0.92 |
| Household with Six or More Members | 0.85 | 0.95 |

Note: Ratio = (Public use file subsample estimate/Full analytic sample estimate). Missing cells (signified by two dots) are due to a zero-observed prevalence rate in certain race/ethnicity domains.

Source: SAMHSA, Center for Behavioral Health Statistics and Quality, National Survey on Drug Use and Health, 2021.

Users of the NSDUH PUFs are cautioned against analyzing and interpreting near zero or low prevalence outcomes and estimates based on small sample sizes (like estimates in [Table 3](#)). PUF users are encouraged to implement suppression criteria such as the NSDUH suppression rules listed in [Table 4](#) (or something similar) to suppress estimates considered to have low

precision.⁴² For a more detailed quality assessment of the 2002-2013 PUFs, refer to the PUF quality assessment report found at <https://www.samhsa.gov/data/sites/default/files/NSDUH-PUF-QA-2016/NSDUH-PUF-QA-2016/NSDUH-PUF-QA-2016.pdf>, and for a more recent report, refer to the quality assessment report based on the 2014-2019 PUFs.⁴³

Table 4. Summary of 2021 NSDUH Suppression Rules

| Estimate | Suppress if: |
|---|---|
| Prevalence rate, \hat{p} , with nominal sample size, n , and design effect, $deff$ $\left(deff = \frac{n[SE(\hat{p})]^2}{\hat{p}(1-\hat{p})} \right)$ | (1) The estimated prevalence rate, \hat{p} , is $< .00005$ or $> .99995$, or (2) $\frac{SE(\hat{p})/\hat{p}}{-\ln(\hat{p})} > .175$ when $\hat{p} \leq .5$, or $\frac{SE(\hat{p})/(1-\hat{p})}{-\ln(1-\hat{p})} > .175$ when $\hat{p} > .5$, or (3) <i>Effective</i> $n < 68$, where <i>Effective</i> $n = \frac{n}{deff} = \frac{\hat{p}(1-\hat{p})}{[SE(\hat{p})]^2}$, or (4) $n < 100$. Note: The rounding portion of this suppression rule for prevalence rates will produce some estimates rounded at one decimal place to 0.0 or 100.0 percent but are not suppressed. |
| Estimated number (numerator of \hat{p}) | The estimated prevalence rate, \hat{p} , is suppressed. Note: In some instances when \hat{p} is not suppressed, the estimated number may appear as a 0. This means the estimate is greater than 0 but less than 500 (estimated numbers are shown in thousands). |
| Means not bounded between 0 and 1 (e.g., mean age at first use), \bar{x} , with nominal sample size, n | (1) $RSE(\bar{x}) > .5$, or (2) $n < 10$. |

$deff$ = design effect; RSE = relative standard error; SE = standard error.

NOTE: Starting in 2020 for confidentiality protection, survey sample sizes greater than 100 were rounded to the nearest 10, and sample sizes less than 100 were not reported (i.e., are shown as “<100” in tables).

Source: SAMHSA, Center for Behavioral Health Statistics and Quality, National Survey on Drug Use and Health, 2021.

Information on how to define options for analyzing NSDUH PUF data along with sample SUDAAN, SAS, and Stata code for producing estimates, performing statistical tests of differences, and fitting linear or logistic regression models are provided in an appendix titled *Sample SUDAAN, SAS, and Stata Code and PUF Estimates*. Additionally, a few sample tables produced from the 2021 NSDUH PUF are included in that appendix so that users can ensure that PUF data are downloaded correctly by replicating the estimates in those tables.

⁴² The suppression rules used for the 2021 NSDUH national estimates are in Section 3.2.2 of the 2021 Methodological Summary and Definitions. However, PUF users can use their own discretion to formulate appropriate suppression rules.

⁴³ Center for Behavioral Health Statistics and Quality. (2022). *National Survey on Drug Use and Health (NSDUH): Quality assessment of the 2014 to 2019 NSDUH public use files*. Substance Abuse and Mental Health Services Administration.

IDENTIFICATION

IDENTIFICATION

The following variable, QUESTID2, is a unique record identifier within a particular study year. The IDs may be repeated in other study years, so analysts should always consider the study year when using the QUESTID2.

[QUESTID2](#) Len : 7 RESPONDENT IDENTIFICATION

The following variable, FILEDATE, represents the date the SAS data file was created.

[FILEDATE](#) Len : 10 CREATION DATE OF THE DATA FILE

TOBACCO

SELF-ADMINISTERED SUBSTANCE USE SECTIONS

TOBACCO

These questions are about your use of tobacco products. This includes cigarettes, chewing tobacco, snuff, cigars, and pipe tobacco. The first questions are about cigarettes only.

Have you ever smoked part or all of a cigarette?

(CG01, CGREF1)

CIGEVER

Len : 1 EVER SMOKED A CIGARETTE

| | Freq | Pct |
|--------------|-------------|------------|
| 1 = Yes..... | 24873 | 42.86 |
| 2 = No..... | 33161 | 57.14 |

If one of your best friends offered you a cigarette, would you smoke it?

(CG02)

CIGOFRSM

Len : 2 IF BEST FRIEND OFFERED, WOULD YOU SMOKE CIG

| | Freq | Pct |
|---------------------------|-------------|------------|
| 1 = Definitely Yes..... | 14 | 0.02 |
| 2 = Probably Yes..... | 187 | 0.32 |
| 3 = Probably Not..... | 1547 | 2.67 |
| 4 = Definitely Not..... | 8277 | 14.26 |
| 94 = DON'T KNOW..... | 7 | 0.01 |
| 97 = REFUSED..... | 3 | 0.01 |
| 99 = LEGITIMATE SKIP..... | 47999 | 82.71 |

At any time during the next 12 months do you think you will smoke a cigarette?

(CG03)

CIGWILYR

Len : 2 DO YOU THINK YOU'LL SMOKE CIG IN NEXT 12 MOS

| | Freq | Pct |
|---------------------------|-------------|------------|
| 1 = Definitely Yes..... | 5 | 0.01 |
| 2 = Probably Yes..... | 63 | 0.11 |
| 3 = Probably Not..... | 1148 | 1.98 |
| 4 = Definitely Not..... | 8811 | 15.18 |
| 94 = DON'T KNOW..... | 5 | 0.01 |
| 97 = REFUSED..... | 3 | 0.01 |
| 99 = LEGITIMATE SKIP..... | 47999 | 82.71 |

How old were you the first time you smoked part or all of a cigarette?

(CG04)

CIGTRY

Len : 3 AGE WHEN FIRST SMOKED A CIGARETTE

| | Freq | Pct |
|--|-------------|------------|
| RANGE = 1 - 74..... | 24677 | 42.52 |
| 985 = BAD DATA Logically assigned..... | 84 | 0.14 |
| 991 = NEVER USED CIGARETTES..... | 33161 | 57.14 |
| 994 = DON'T KNOW..... | 89 | 0.15 |
| 997 = REFUSED..... | 23 | 0.04 |

Did you first smoke part or all of a cigarette in [CURRENT YEAR - 1] or [CURRENT YEAR]?

Did you first smoke part or all of a cigarette in [CURRENT YEAR - 2] or [CURRENT YEAR - 1]?

In what month in [CURRENT YEAR] did you first smoke part or all of a cigarette?

(CG04A, CG04B, CG04C)

CIGYFU

Len : 4 YEAR OF FIRST CIGARETTE USE - RECODE

| | Freq | Pct |
|--|-------------|------------|
| RANGE = 2019 - 2021..... | 697 | 1.20 |
| 9985 = BAD DATA Logically assigned..... | 75 | 0.13 |
| 9989 = LEGITIMATE SKIP Logically assigned..... | 80 | 0.14 |
| 9991 = NEVER USED CIGARETTES..... | 33161 | 57.14 |
| 9994 = DON'T KNOW..... | 92 | 0.16 |
| 9997 = REFUSED..... | 23 | 0.04 |
| 9998 = BLANK (NO ANSWER)..... | 57 | 0.10 |
| 9999 = LEGITIMATE SKIP..... | 23849 | 41.09 |

TOBACCO

In what month in [CURRENT YEAR] did you first smoke part or all of a cigarette?

In what month in [YEAR FROM CG04a or CG04b] did you first smoke part or all of a cigarette?

(CG04C, CG04D)

CIGMFU

Len : 2 MONTH OF FIRST CIGARETTE USE - RECODE

| | Freq | Pct |
|--|-------|-------|
| 1 = January..... | 55 | 0.09 |
| 2 = February..... | 43 | 0.07 |
| 3 = March..... | 53 | 0.09 |
| 4 = April..... | 38 | 0.07 |
| 5 = May..... | 45 | 0.08 |
| 6 = June..... | 76 | 0.13 |
| 7 = July..... | 74 | 0.13 |
| 8 = August..... | 60 | 0.10 |
| 9 = September..... | 52 | 0.09 |
| 10 = October..... | 69 | 0.12 |
| 11 = November..... | 59 | 0.10 |
| 12 = December..... | 42 | 0.07 |
| 85 = BAD DATA Logically assigned..... | 75 | 0.13 |
| 89 = LEGITIMATE SKIP Logically assigned..... | 80 | 0.14 |
| 91 = NEVER USED CIGARETTES..... | 33161 | 57.14 |
| 94 = DON'T KNOW..... | 122 | 0.21 |
| 97 = REFUSED..... | 24 | 0.04 |
| 98 = BLANK (NO ANSWER)..... | 57 | 0.10 |
| 99 = LEGITIMATE SKIP..... | 23849 | 41.09 |

NOTE: This variable incorporates values from the two questions shown below. This variable also incorporates values from two probe questions that were asked when the respondent answered DON'T KNOW or REFUSED to the second question shown below.

Now think about the past 30 days, that is, from [DATEFILL] up to and including today. During the past 30 days, have you smoked part or all of a cigarette? How long has it been since you last smoked part or all of a cigarette?

(CG05, CG06, CG06DK, CG06RE)

CIGREC

Len : 2 TIME SINCE LAST SMOKED CIGARETTES

| | Freq | Pct |
|--|-------|-------|
| 1 = Within the past 30 days..... | 7405 | 12.76 |
| 2 = More than 30 days ago but within the past 12 mos..... | 2208 | 3.80 |
| 3 = More than 12 months ago but within the past 3 yrs..... | 2602 | 4.48 |
| 4 = More than 3 years ago..... | 12521 | 21.58 |
| 8 = Used at some point in the past 12 mos LOG ASSN..... | 1 | 0.00 |
| 9 = Used at some point in the lifetime LOG ASSN..... | 4 | 0.01 |
| 11 = Used in the past 30 days LOGICALLY ASSIGNED..... | 1 | 0.00 |
| 14 = Used more than 12 months ago LOG ASSN..... | 66 | 0.11 |
| 19 = Used more than 30 days ago LOG ASSN..... | 30 | 0.05 |
| 29 = Used more than 30 dys ago but in pst 3 yr LOG ASSN..... | 32 | 0.06 |
| 39 = Used within the past 3 years LOGICALLY ASSIGNED..... | 3 | 0.01 |
| 91 = NEVER USED CIGARETTES..... | 33161 | 57.14 |

During the past 30 days, that is since [DATEFILL], on how many days did you smoke part or all of a cigarette?

(CG07)

CIG30USE

Len : 2 HOW MANY DAYS SMOKED CIG IN PAST 30 DAYS

| | Freq | Pct |
|--|-------|-------|
| RANGE = 1 - 30..... | 7365 | 12.69 |
| 91 = NEVER USED CIGARETTES..... | 33161 | 57.14 |
| 93 = DID NOT USE CIGARETTES IN THE PAST 30 DAYS..... | 17459 | 30.08 |
| 94 = DON'T KNOW..... | 33 | 0.06 |
| 97 = REFUSED..... | 7 | 0.01 |
| 98 = BLANK (NO ANSWER)..... | 9 | 0.02 |

TOBACCO

What is your best estimate of the number of days you smoked part or all of a cigarette during the past 30 days?

(CG07DKRE)
CG30EST

Len : 2 BEST EST. # DAYS SMOKED CIG PAST 30 DAYS

| | Freq | Pct |
|--|-------|-------|
| 1 = 1 or 2 days | 2 | 0.00 |
| 2 = 3 to 5 days..... | 3 | 0.01 |
| 3 = 6 to 9 days..... | 9 | 0.02 |
| 4 = 10 to 19 days..... | 2 | 0.00 |
| 5 = 20 to 29 days..... | 4 | 0.01 |
| 6 = All 30 days..... | 14 | 0.02 |
| 91 = NEVER USED CIGARETTES..... | 33161 | 57.14 |
| 93 = DID NOT USE CIGARETTES IN THE PAST 30 DAYS..... | 17459 | 30.08 |
| 94 = DON'T KNOW | 3 | 0.01 |
| 97 = REFUSED | 3 | 0.01 |
| 98 = BLANK (NO ANSWER) | 9 | 0.02 |
| 99 = LEGITIMATE SKIP..... | 7365 | 12.69 |

On the [CG07 days / CIGDKRE] you smoked cigarettes during the past 30 days, how many cigarettes did you smoke per day, on average?

(CG08, CG10)
CIG30AV

Len : 2 AVG # CIGS SMOKED PER DAY/ON DAY SMOKED

| | Freq | Pct |
|--|-------|-------|
| 1 = Less than one cigarette per day | 774 | 1.33 |
| 2 = 1 cigarette per day..... | 823 | 1.42 |
| 3 = 2 to 5 cigarettes per day | 1961 | 3.38 |
| 4 = 6 to 15 cigarettes per day (about 1/2 pack)..... | 2041 | 3.52 |
| 5 = 16 to 25 cigarettes per day (about 1 pack)..... | 1348 | 2.32 |
| 6 = 26 to 35 cigarettes per day (about 1 1/2 packs)..... | 314 | 0.54 |
| 7 = More than 35 cigs per day (abt 2 packs or more)..... | 131 | 0.23 |
| 91 = NEVER USED CIGARETTES..... | 33161 | 57.14 |
| 93 = DID NOT USE CIGARETTES IN THE PAST 30 DAYS..... | 17459 | 30.08 |
| 94 = DON'T KNOW | 1 | 0.00 |
| 97 = REFUSED | 9 | 0.02 |
| 98 = BLANK (NO ANSWER) | 12 | 0.02 |

TOBACCO

NOTE: The tobacco brand that respondents confirmed using most often in the past 30 days was recorded in the final 30-day brand variable for the type of tobacco.

(CG11, CG11A, CG12S11, CG12S21, CG12S31, RCG11, RCG11A, RRCG11, RRCG11A)
CIG30BR2 Len : 4 CIG BRAND USED MOST OFTEN PAST MO - RECODE

| | Freq | Pct |
|--|------|------|
| 101 = Basic | 56 | 0.10 |
| 102 = Benson & Hedges | 17 | 0.03 |
| 104 = Camel..... | 816 | 1.41 |
| 105 = Capri | 16 | 0.03 |
| 106 = Carlton..... | 3 | 0.01 |
| 107 = Doral..... | 8 | 0.01 |
| 109 = GPC..... | 7 | 0.01 |
| 111 = Kool..... | 132 | 0.23 |
| 112 = Marlboro..... | 2765 | 4.76 |
| 113 = Merit..... | 4 | 0.01 |
| 114 = Misty..... | 20 | 0.03 |
| 115 = Monarch..... | 6 | 0.01 |
| 116 = Montclair..... | 11 | 0.02 |
| 117 = More..... | 4 | 0.01 |
| 118 = Newport..... | 1301 | 2.24 |
| 119 = Pall Mall..... | 286 | 0.49 |
| 120 = Parliament..... | 43 | 0.07 |
| 122 = Salem..... | 29 | 0.05 |
| 125 = Virginia Slims..... | 31 | 0.05 |
| 126 = Winston..... | 74 | 0.13 |
| 130 = Best Value..... | 5 | 0.01 |
| 132 = Bugler (roll-your-own)..... | 22 | 0.04 |
| 141 = L & M..... | 148 | 0.26 |
| 142 = Lucky Strike..... | 37 | 0.06 |
| 144 = Maverick..... | 78 | 0.13 |
| 147 = Old Gold..... | 5 | 0.01 |
| 148 = Players..... | 3 | 0.01 |
| 149 = Pyramid..... | 35 | 0.06 |
| 152 = Saratoga..... | 4 | 0.01 |
| 158 = Top (roll-your-own)..... | 58 | 0.10 |
| 160 = True..... | 4 | 0.01 |
| 161 = American Spirit..... | 480 | 0.83 |
| 175 = Djarum cigarettes, Djarum Splash..... | 10 | 0.02 |
| 179 = Eagle..... | 91 | 0.16 |
| 183 = First Class..... | 5 | 0.01 |
| 402 = Backwoods..... | 4 | 0.01 |
| 404 = Black & Mild..... | 14 | 0.02 |
| 423 = Swisher Sweets..... | 5 | 0.01 |
| 492 = Prime Time Little Cigars..... | 6 | 0.01 |
| 507 = Red River..... | 4 | 0.01 |
| 538 = American Club pipe tobacco..... | 5 | 0.01 |
| 810 = Electronic/smokeless cigarette; otherwise unspcfd..... | 13 | 0.02 |
| 832 = JUUL..... | 5 | 0.01 |
| 1001 = Nat Sherman cigarettes..... | 4 | 0.01 |
| 1018 = USA Gold..... | 60 | 0.10 |
| 1020 = Waves..... | 4 | 0.01 |
| 1037 = DTC..... | 4 | 0.01 |
| 1041 = Sonoma..... | 77 | 0.13 |
| 1048 = Carnival..... | 6 | 0.01 |
| 1050 = USA..... | 3 | 0.01 |
| 1064 = Seneca, cigarette company brand unspcfd..... | 41 | 0.07 |
| 1083 = Liggett Select..... | 11 | 0.02 |
| 1092 = Native..... | 5 | 0.01 |
| 1139 = 305's cigarettes..... | 28 | 0.05 |
| 1221 = Cheyenne cigarettes..... | 17 | 0.03 |
| 1227 = Gambler (roll-your-own)..... | 10 | 0.02 |
| 1253 = Montego..... | 9 | 0.02 |
| 1268 = Decade..... | 6 | 0.01 |
| 1277 = Berley..... | 4 | 0.01 |
| 1287 = Wild Horse cigarettes..... | 5 | 0.01 |
| 1289 = 4Aces (roll-your-own)..... | 6 | 0.01 |
| 1308 = Peter Stokkebye (roll-your own)..... | 3 | 0.01 |
| 1318 = Signal cigarettes..... | 3 | 0.01 |
| 1335 = Good stuff (roll-your-own)..... | 5 | 0.01 |
| 1344 = Edgefield..... | 21 | 0.04 |
| 1346 = Largo cigarette..... | 4 | 0.01 |
| 1349 = Ohm rolling tobacco..... | 12 | 0.02 |
| 1359 = Timeless Time..... | 4 | 0.01 |
| 1361 = Time..... | 15 | 0.03 |

TOBACCO

| | | |
|--|-------|-------|
| 1376 = Crown | 8 | 0.01 |
| 1412 = Traffic | 14 | 0.02 |
| 1420 = THIS (Korean)..... | 85 | 0.15 |
| 1421 = L Ducat, LD..... | 21 | 0.04 |
| 1998 = Roll-your-own cigarette; brand unspecified..... | 25 | 0.04 |
| 1999 = Cigarette; brand otherwise unspecified | 118 | 0.20 |
| 4999 = Cigar/Cigarillo; brand otherwise unspecified..... | 15 | 0.03 |
| 5999 = Pipe tobacco; brand otherwise unspecified | 12 | 0.02 |
| 7999 = Not a tobacco product..... | 1 | 0.00 |
| 8999 = Tobacco replacement or tobacco-like product..... | 11 | 0.02 |
| 9000 = Did not confirm after 3 passes thru brand Qs..... | 2 | 0.00 |
| 9991 = NEVER USED CIGARETTES..... | 33161 | 57.14 |
| 9993 = DID NOT USE CIGARETTES IN THE PAST 30 DAYS..... | 17459 | 30.08 |
| 9994 = DON'T KNOW | 43 | 0.07 |
| 9997 = REFUSED | 13 | 0.02 |
| 9998 = BLANK (NO ANSWER)..... | 9 | 0.02 |

NOTE: The variable CIG30TPE corresponds to the variable CIG30TYP that existed prior to 2005. The name was changed due to the addition of a new level in 2005 for "Mediums." For this reason, data from CIG30TPE may not be comparable with data from CIG30TYP in prior years.

During the past 30 days, what type of cigarettes did you smoke most often?

(CGTAR1, CGTAR2)

CIG30TPE

Len : 2 WHAT TYPE OF CIG SMOKED MOST PAST 30 DAYS

| | Freq | Pct |
|--|-------|-------|
| 1 = Lights..... | 2217 | 3.82 |
| 2 = Ultra Lights..... | 369 | 0.64 |
| 3 = Mediums..... | 819 | 1.41 |
| 4 = Full Flavor..... | 3860 | 6.65 |
| 91 = NEVER USED CIGARETTES..... | 33161 | 57.14 |
| 93 = DID NOT USE CIGARETTES IN THE PAST 30 DAYS..... | 17459 | 30.08 |
| 94 = DON'T KNOW | 68 | 0.12 |
| 97 = REFUSED | 7 | 0.01 |
| 98 = BLANK (NO ANSWER) | 74 | 0.13 |

NOTE: Prior to 2004, the question corresponding to CIG30MEN asked whether respondents smoked menthol or regular cigarettes most often. In 2004, the question was changed to the yes/no question shown below, but the variable name stayed as CIG30MEN. This change in question content does not affect trend comparisons for 2004 onward. However, data in CIG30MEN for 2004 onward are not likely to be comparable with data in CIG30MEN for 2002 and 2003.

Were the cigarettes you smoked during the past 30 days menthol?

(CGMENTH1, CGMENTH2)

CIG30MEN

Len : 2 MENTHOL OR REG CIG SMOKED MOST PAST 30 DAYS

| | Freq | Pct |
|--|-------|-------|
| 1 = Yes..... | 3285 | 5.66 |
| 2 = No..... | 4037 | 6.96 |
| 91 = NEVER USED CIGARETTES..... | 33161 | 57.14 |
| 93 = DID NOT USE CIGARETTES IN THE PAST 30 DAYS..... | 17459 | 30.08 |
| 94 = DON'T KNOW | 17 | 0.03 |
| 97 = REFUSED | 1 | 0.00 |
| 98 = BLANK (NO ANSWER) | 74 | 0.13 |

What length were the Marlboro cigarettes you smoked most often during the past 30 days? Were they shorts, regulars (also known as king-sized), or 100s?

(CGLNTH)

CIG30MLN

Len : 2 MARLBORO CIG SMOKED PAST 30 DAYS SHORT, REG, 100'S

| | Freq | Pct |
|--|-------|-------|
| 1 = Shorts..... | 1035 | 1.78 |
| 2 = Regulars or king-sized | 861 | 1.48 |
| 3 = 100s | 856 | 1.47 |
| 91 = NEVER USED CIGARETTES..... | 33161 | 57.14 |
| 93 = DID NOT USE CIGARETTES IN THE PAST 30 DAYS..... | 17459 | 30.08 |
| 94 = DON'T KNOW | 7 | 0.01 |
| 98 = BLANK (NO ANSWER) | 73 | 0.13 |
| 99 = LEGITIMATE SKIP..... | 4582 | 7.90 |

TOBACCO

During the past 30 days, that is since DATEFILL, have you smoked part or all of a roll-your-own tobacco cigarette?

(CG14)

CIG30RO2

Len : 2 HAVE YOU SMOKED ROLL-OWN CIG IN PAST 30 DAYS

| | Freq | Pct |
|--|-------|-------|
| 1 = Yes..... | 1244 | 2.14 |
| 2 = No..... | 6156 | 10.61 |
| 91 = NEVER USED CIGARETTES..... | 33161 | 57.14 |
| 93 = DID NOT USE CIGARETTES IN THE PAST 30 DAYS..... | 17459 | 30.08 |
| 94 = DON'T KNOW..... | 2 | 0.00 |
| 97 = REFUSED..... | 3 | 0.01 |
| 98 = BLANK (NO ANSWER)..... | 9 | 0.02 |

Has there ever been a period in your life when you smoked cigarettes every day for at least 30 days?

(CG15)

CIGDLYMO

Len : 2 EVER SMOKED CIG EVERY DAY FOR 30 DAYS

| | Freq | Pct |
|---|-------|-------|
| 1 = Yes..... | 8490 | 14.63 |
| 2 = No..... | 12226 | 21.07 |
| 5 = Yes LOGICALLY ASSIGNED (from skip pattern)..... | 4148 | 7.15 |
| 91 = NEVER USED CIGARETTES..... | 33161 | 57.14 |
| 94 = DON'T KNOW..... | 7 | 0.01 |
| 97 = REFUSED..... | 2 | 0.00 |

How old were you when you first started smoking cigarettes every day?

(CG16)

CIGAGE

Len : 3 AGE WHEN FIRST STARTED SMOKING CIGARETTES EVERYDAY

| | Freq | Pct |
|---|-------|-------|
| RANGE = 1 - 71..... | 12591 | 21.70 |
| 985 = BAD DATA Logically assigned..... | 5 | 0.01 |
| 991 = NEVER USED CIGARETTES..... | 33161 | 57.14 |
| 994 = DON'T KNOW..... | 37 | 0.06 |
| 997 = REFUSED..... | 7 | 0.01 |
| 998 = BLANK (NO ANSWER)..... | 7 | 0.01 |
| 999 = LEGITIMATE SKIP (NEVER USED CIGS EVERYDAY)..... | 12226 | 21.07 |

Did you first start smoking cigarettes every day in [CURRENT YEAR - 1] or [CURRENT YEAR]?

Did you first start smoking cigarettes every day in [CURRENT YEAR - 2] or [CURRENT YEAR - 1]?

In what month in [CURRENT YEAR] did you first start smoking cigarettes every day?

(CG16M1, CG16Y1, CG16Y2)

CIGDLYFU

Len : 4 YEAR OF FIRST CIGARETTE USE EVERY DAY - RECODE

| | Freq | Pct |
|--|-------|-------|
| RANGE = 2019 - 2021..... | 182 | 0.31 |
| 9985 = BAD DATA Logically assigned..... | 12 | 0.02 |
| 9989 = LEGITIMATE SKIP Logically assigned..... | 21 | 0.04 |
| 9991 = NEVER USED CIGARETTES..... | 33161 | 57.14 |
| 9994 = DON'T KNOW..... | 37 | 0.06 |
| 9997 = REFUSED..... | 7 | 0.01 |
| 9998 = BLANK (NO ANSWER)..... | 10 | 0.02 |
| 9999 = LEGITIMATE SKIP..... | 24604 | 42.40 |

TOBACCO

In what month in [CURRENT YEAR] did you first start smoking cigarettes every day?

In what month in [YEAR FROM CG16y1 or CG16y2] did you first start smoking cigarettes every day?

(CG16M1, CG16M2)

CIGDLMFU

Len : 2 MONTH OF FIRST CIGARETTE USE EVERY DAY - RECODE

| | Freq | Pct |
|--|-------|-------|
| 1 = January..... | 34 | 0.06 |
| 2 = February..... | 20 | 0.03 |
| 3 = March..... | 24 | 0.04 |
| 4 = April..... | 11 | 0.02 |
| 5 = May..... | 18 | 0.03 |
| 6 = June..... | 10 | 0.02 |
| 7 = July..... | 13 | 0.02 |
| 8 = August..... | 12 | 0.02 |
| 9 = September..... | 13 | 0.02 |
| 10 = October..... | 10 | 0.02 |
| 11 = November..... | 5 | 0.01 |
| 12 = December..... | 9 | 0.02 |
| 85 = BAD DATA Logically assigned..... | 12 | 0.02 |
| 89 = LEGITIMATE SKIP Logically assigned..... | 21 | 0.04 |
| 91 = NEVER USED CIGARETTES..... | 33161 | 57.14 |
| 94 = DON'T KNOW..... | 40 | 0.07 |
| 97 = REFUSED..... | 7 | 0.01 |
| 98 = BLANK (NO ANSWER)..... | 10 | 0.02 |
| 99 = LEGITIMATE SKIP..... | 24604 | 42.40 |

Have you smoked at least 100 cigarettes in your entire life?

(CG16A)

CIG100LF

Len : 2 HAVE YOU SMOKED 100 CIGS IN YOUR LIFE

| | Freq | Pct |
|---|-------|-------|
| 1 = Yes..... | 10569 | 18.21 |
| 2 = No..... | 10736 | 18.50 |
| 5 = Yes LOGICALLY ASSIGNED (from skip pattern)..... | 3533 | 6.09 |
| 91 = NEVER USED CIGARETTES..... | 33161 | 57.14 |
| 94 = DON'T KNOW..... | 29 | 0.05 |
| 97 = REFUSED..... | 6 | 0.01 |

The next questions are about your use of "smokeless" tobacco such as snuff, dip, chewing tobacco, or "snus."

Have you ever used "smokeless" tobacco, even once?

(CG25, CGREF3)

SMKLSSEVR

Len : 2 EVER USED SMOKELESS TOBACCO

| | Freq | Pct |
|----------------------|-------|-------|
| 1 = Yes..... | 7245 | 12.48 |
| 2 = No..... | 50757 | 87.46 |
| 94 = DON'T KNOW..... | 31 | 0.05 |
| 97 = REFUSED..... | 1 | 0.00 |

How old were you the first time you used "smokeless" tobacco?

(CG26)

SMKLSSTRY

Len : 3 AGE WHEN FIRST USED SMOKELESS TOBACCO

| | Freq | Pct |
|---|-------|-------|
| RANGE = 1 - 71..... | 7153 | 12.33 |
| 985 = BAD DATA Logically assigned..... | 42 | 0.07 |
| 991 = NEVER USED SMOKELESS TOBACCO..... | 50757 | 87.46 |
| 994 = DON'T KNOW..... | 42 | 0.07 |
| 997 = REFUSED..... | 9 | 0.02 |
| 998 = BLANK (NO ANSWER)..... | 31 | 0.05 |

TOBACCO

Did you first use "smokeless" tobacco in [CURRENT YEAR - 1] or [CURRENT YEAR]?

Did you first use "smokeless" tobacco in [CURRENT YEAR - 2] or [CURRENT YEAR - 1]?

In what month in [CURRENT YEAR] did you first use "smokeless" tobacco?

(CG26A, CG26B, CG26C)

SMKLSSYFU

Len : 4 YEAR OF FIRST SMOKELESS TOBACCO USE - RECODE

| | Freq | Pct |
|---|-------|-------|
| RANGE = 2019 - 2021 | 314 | 0.54 |
| 9985 = BAD DATA Logically assigned | 40 | 0.07 |
| 9989 = LEGITIMATE SKIP Logically assigned | 30 | 0.05 |
| 9991 = NEVER USED SMOKELESS TOBACCO | 50757 | 87.46 |
| 9994 = DON'T KNOW | 43 | 0.07 |
| 9997 = REFUSED | 9 | 0.02 |
| 9998 = BLANK (NO ANSWER)..... | 58 | 0.10 |
| 9999 = LEGITIMATE SKIP | 6783 | 11.69 |

In what month in [CURRENT YEAR] did you first use "smokeless" tobacco?

In what month in [YEAR FROM CG26a or CG26b] did you first use "smokeless" tobacco?

(CG26C, CG26D)

SMKLSSMFU

Len : 2 MONTH OF FIRST SMOKELESS TOBACCO USE - RECODE

| | Freq | Pct |
|---|-------|-------|
| 1 = January..... | 17 | 0.03 |
| 2 = February..... | 20 | 0.03 |
| 3 = March..... | 32 | 0.06 |
| 4 = April | 21 | 0.04 |
| 5 = May..... | 21 | 0.04 |
| 6 = June..... | 43 | 0.07 |
| 7 = July | 28 | 0.05 |
| 8 = August | 37 | 0.06 |
| 9 = September | 28 | 0.05 |
| 10 = October | 15 | 0.03 |
| 11 = November | 18 | 0.03 |
| 12 = December..... | 22 | 0.04 |
| 85 = BAD DATA Logically assigned | 40 | 0.07 |
| 89 = LEGITIMATE SKIP Logically assigned | 30 | 0.05 |
| 91 = NEVER USED "smokeless" tobacco | 50757 | 87.46 |
| 94 = DON'T KNOW | 54 | 0.09 |
| 97 = REFUSED | 10 | 0.02 |
| 98 = BLANK (NO ANSWER) | 58 | 0.10 |
| 99 = LEGITIMATE SKIP | 6783 | 11.69 |

NOTE: This variable incorporates values from the two questions shown below. This variable also incorporates values from two probe questions that were asked when the respondent answered DON'T KNOW or REFUSED to the second question shown below.

Now think about the past 30 days -- that is, from [DATEFILL] up to and including today. During the past 30 days, have you used "smokeless" tobacco, even once?

How long has it been since you last used "smokeless" tobacco?

(CG27, CG28, CG28DK, CG28RE)

SMKLSSREC

Len : 2 TIME SINCE LAST USED SMOKELESS TOBACCO

| | Freq | Pct |
|---|-------|-------|
| 1 = Within the past 30 days..... | 1426 | 2.46 |
| 2 = More than 30 days ago but within the past 12 mos | 641 | 1.10 |
| 3 = More than 12 months ago but within the past 3 yrs..... | 905 | 1.56 |
| 4 = More than 3 years ago..... | 4205 | 7.25 |
| 9 = Used at some point in the lifetime LOG ASSN..... | 6 | 0.01 |
| 11 = Used in the past 30 days LOGICALLY ASSIGNED..... | 2 | 0.00 |
| 14 = Used more than 12 months ago LOG ASSN..... | 33 | 0.06 |
| 19 = Used more than 30 days ago LOG ASSN | 14 | 0.02 |
| 29 = Used more than 30 dys ago but in pst 3 yr LOG ASSN | 13 | 0.02 |
| 91 = NEVER USED SMOKELESS TOBACCO | 50757 | 87.46 |
| 97 = REFUSED | 1 | 0.00 |
| 98 = BLANK (NO ANSWER) | 31 | 0.05 |

TOBACCO

During the past 30 days, that is since [DATEFILL], on how many days did you use "smokeless" tobacco?

(CG29)

SMKLSS30N

Len : 2 HOW MANY DAYS USED SMOKELESS TOBACCO PAST 30 DAYS

| | Freq | Pct |
|--|-------|-------|
| RANGE = 1 - 30 | 1420 | 2.45 |
| 91 = NEVER USED SMOKELESS TOBACCO | 50757 | 87.46 |
| 93 = DID NOT USE SMOKELESS TOBACCO IN THE PAST 30 DAYS | 5811 | 10.01 |
| 94 = DON'T KNOW | 4 | 0.01 |
| 97 = REFUSED | 3 | 0.01 |
| 98 = BLANK (NO ANSWER) | 39 | 0.07 |

What is your best estimate of the number of days you used "smokeless" tobacco during the past 30 days?

(CG29DKRE)

SMKLSS30E

Len : 2 BEST EST. HOW MANY DAYS USED SMKLSS TOB PST 30 DYS

| | Freq | Pct |
|--|-------|-------|
| 1 = 1 or 2 days | 3 | 0.01 |
| 6 = All 30 days | 1 | 0.00 |
| 91 = NEVER USED SMOKELESS TOBACCO | 50757 | 87.46 |
| 93 = DID NOT USE SMOKELESS TOBACCO IN THE PAST 30 DAYS | 5811 | 10.01 |
| 94 = DON'T KNOW | 1 | 0.00 |
| 97 = REFUSED | 2 | 0.00 |
| 98 = BLANK (NO ANSWER) | 39 | 0.07 |
| 99 = LEGITIMATE SKIP | 1420 | 2.45 |

NOTE: This variable incorporates the value from a probe question that was asked when the respondent answered REFUSED to this question.

The next questions are about smoking cigars. By cigars we mean any kind, including big cigars, cigarillos, and even little cigars that look like cigarettes.

Have you ever smoked part or all of any type of cigar?

(CG34, CGREF4)

CIGAREVR

Len : 2 EVER SMOKED PART OR ALL OF CIGAR

| | Freq | Pct |
|-----------------------|-------|-------|
| 1 = Yes | 14790 | 25.49 |
| 2 = No | 43234 | 74.50 |
| 94 = DON'T KNOW | 9 | 0.02 |
| 97 = REFUSED | 1 | 0.00 |

How old were you the first time you smoked part or all of any type of cigar?

(CG35)

CIGARTRY

Len : 3 AGE WHEN FIRST SMOKED CIGAR

| | Freq | Pct |
|---|-------|-------|
| RANGE = 1 - 70 | 14616 | 25.19 |
| 985 = BAD DATA Logically assigned | 76 | 0.13 |
| 991 = NEVER USED CIGARS | 43234 | 74.50 |
| 994 = DON'T KNOW | 88 | 0.15 |
| 997 = REFUSED | 11 | 0.02 |
| 998 = BLANK (NO ANSWER) | 9 | 0.02 |

TOBACCO

Did you first smoke part or all of a cigar in [CURRENT YEAR - 1] or [CURRENT YEAR]?

Did you first smoke part or all of a cigar in [CURRENT YEAR - 2] or [CURRENT YEAR - 1]?

In what month in [CURRENT YEAR] did you first smoke part or all of a cigar?

(CG35A, CG35B, CG35C)

CIGARYFU

Len : 4 YEAR OF FIRST CIGAR USE - RECODE

| | Freq | Pct |
|---|-------|-------|
| RANGE = 2019 - 2021 | 681 | 1.17 |
| 9985 = BAD DATA Logically assigned | 86 | 0.15 |
| 9989 = LEGITIMATE SKIP Logically assigned | 57 | 0.10 |
| 9991 = NEVER USED CIGARS | 43234 | 74.50 |
| 9994 = DON'T KNOW | 90 | 0.16 |
| 9997 = REFUSED | 11 | 0.02 |
| 9998 = BLANK (NO ANSWER)..... | 56 | 0.10 |
| 9999 = LEGITIMATE SKIP..... | 13819 | 23.81 |

In what month in [CURRENT YEAR] did you first smoke part or all of a cigar?

In what month in [YEAR FROM CG35a or CG35b] did you first smoke part or all of a cigar?

(CG35C, CG35D)

CIGARMFU

Len : 2 MONTH OF FIRST CIGAR USE - RECODE

| | Freq | Pct |
|--|-------|-------|
| 1 = January..... | 52 | 0.09 |
| 2 = February..... | 38 | 0.07 |
| 3 = March..... | 50 | 0.09 |
| 4 = April | 32 | 0.06 |
| 5 = May..... | 62 | 0.11 |
| 6 = June..... | 95 | 0.16 |
| 7 = July | 86 | 0.15 |
| 8 = August | 64 | 0.11 |
| 9 = September..... | 51 | 0.09 |
| 10 = October..... | 44 | 0.08 |
| 11 = November | 41 | 0.07 |
| 12 = December..... | 38 | 0.07 |
| 85 = BAD DATA Logically assigned..... | 84 | 0.14 |
| 89 = LEGITIMATE SKIP Logically assigned..... | 57 | 0.10 |
| 91 = NEVER USED CIGARS | 43234 | 74.50 |
| 94 = DON'T KNOW | 116 | 0.20 |
| 97 = REFUSED | 13 | 0.02 |
| 98 = BLANK (NO ANSWER) | 58 | 0.10 |
| 99 = LEGITIMATE SKIP..... | 13819 | 23.81 |

NOTE: This variable incorporates values from the two questions shown below. This variable also incorporates values from two probe questions that were asked when the respondent answered DON'T KNOW or REFUSED to the second question shown below.

Now think about the past 30 days, from [DATEFILL] up to and including today. During the past 30 days, have you smoked part or all of any type of cigar?

How long has it been since you last smoked part or all of any type of cigar?

(CG36, CG37, CG37DK, CG37RE)

CIGARREC

Len : 2 TIME SINCE LAST SMOKED CIGAR

| | Freq | Pct |
|---|-------|-------|
| 1 = Within the past 30 days..... | 2100 | 3.62 |
| 2 = More than 30 days ago but within the past 12 mos | 1984 | 3.42 |
| 3 = More than 12 months ago but within the past 3 yrs..... | 2504 | 4.31 |
| 4 = More than 3 years ago..... | 8081 | 13.92 |
| 8 = Used at some point in the past 12 mos LOG ASSN..... | 2 | 0.00 |
| 9 = Used at some point in the lifetime LOG ASSN..... | 5 | 0.01 |
| 14 = Used more than 12 months ago LOG ASSN..... | 59 | 0.10 |
| 19 = Used more than 30 days ago LOG ASSN | 18 | 0.03 |
| 29 = Used more than 30 dys ago but in pst 3 yr LOG ASSN | 36 | 0.06 |
| 39 = Used within the past 3 years LOGICALLY ASSIGNED..... | 1 | 0.00 |
| 91 = NEVER USED CIGARS | 43234 | 74.50 |
| 97 = REFUSED | 1 | 0.00 |
| 98 = BLANK (NO ANSWER) | 9 | 0.02 |

TOBACCO

During the past 30 days, that is since [DATEFILL], on how many days did you smoke part or all of a cigar?

(CG38)

CGR30USE

Len : 2 HOW MANY DAYS SMOKED CIGAR IN PAST 30 DAYS

| | Freq | Pct |
|---|-------------|------------|
| RANGE = 1 - 30 | 2088 | 3.60 |
| 91 = NEVER USED CIGARS | 43234 | 74.50 |
| 93 = DID NOT USE CIGARS IN THE PAST 30 DAYS | 12682 | 21.85 |
| 94 = DON'T KNOW | 7 | 0.01 |
| 97 = REFUSED | 6 | 0.01 |
| 98 = BLANK (NO ANSWER) | 17 | 0.03 |

What is your best estimate of the number of days you smoked part or all of a cigar during the past 30 days?

(CG38DKRE)

CI30EST

Len : 2 BEST EST. # DAYS SMOKED CIGAR PAST 30 DAYS

| | Freq | Pct |
|---|-------------|------------|
| 1 = 1 or 2 days | 3 | 0.01 |
| 3 = 6 to 9 days..... | 1 | 0.00 |
| 4 = 10 to 19 days..... | 5 | 0.01 |
| 5 = 20 to 29 days..... | 1 | 0.00 |
| 6 = All 30 days..... | 1 | 0.00 |
| 91 = NEVER USED CIGARS | 43234 | 74.50 |
| 93 = DID NOT USE CIGARS IN THE PAST 30 DAYS | 12682 | 21.85 |
| 97 = REFUSED | 2 | 0.00 |
| 98 = BLANK (NO ANSWER) | 17 | 0.03 |
| 99 = LEGITIMATE SKIP..... | 2088 | 3.60 |

TOBACCO

NOTE: The tobacco brand that respondents confirmed using most often in the past 30 days was recorded in the final 30-day brand variable for the type of tobacco.

(CG39, CG40S11, CG40S21, CG40S31, RCG39, RRCG39)

CGR30BR2

Len : 4 CIGAR BRAND USED MOST OFTEN PAST MO - RECODE

| | Freq | Pct |
|---|-------|-------|
| 112 = Marlboro | 7 | 0.01 |
| 402 = Backwoods..... | 189 | 0.33 |
| 404 = Black & Mild..... | 460 | 0.79 |
| 405 = Captain Black..... | 8 | 0.01 |
| 408 = Dutch Masters..... | 52 | 0.09 |
| 409 = El Producto | 9 | 0.02 |
| 411 = Garcia y Vega | 36 | 0.06 |
| 412 = Havatampa..... | 5 | 0.01 |
| 413 = King Edward..... | 5 | 0.01 |
| 414 = La Corona | 8 | 0.01 |
| 416 = Macanudos..... | 40 | 0.07 |
| 418 = Partagas..... | 8 | 0.01 |
| 419 = Phillies | 20 | 0.03 |
| 423 = Swisher Sweets | 299 | 0.52 |
| 424 = Tijuana Smalls | 7 | 0.01 |
| 426 = White Owl..... | 112 | 0.19 |
| 428 = Winchester..... | 4 | 0.01 |
| 429 = Al Capone..... | 47 | 0.08 |
| 431 = Arturo Fuente..... | 35 | 0.06 |
| 432 = Ashton | 7 | 0.01 |
| 437 = Blackstone | 3 | 0.01 |
| 443 = Cohiba cigars | 59 | 0.10 |
| 448 = Cuban cigars; brand unspecified | 14 | 0.02 |
| 486 = Montecristo | 54 | 0.09 |
| 488 = Optimo..... | 3 | 0.01 |
| 490 = Padron..... | 7 | 0.01 |
| 492 = Prime Time Little Cigars..... | 9 | 0.02 |
| 494 = Punch | 11 | 0.02 |
| 496 = Romeo y Julieta | 59 | 0.10 |
| 1999 = Cigarette; brand otherwise unspecified | 4 | 0.01 |
| 4005 = Thompson | 5 | 0.01 |
| 4054 = Acid | 29 | 0.05 |
| 4064 = Djarum cigarillos | 10 | 0.02 |
| 4072 = K. Hansotia Gurhka | 6 | 0.01 |
| 4083 = C.A.O..... | 8 | 0.01 |
| 4084 = Tatiana | 4 | 0.01 |
| 4110 = Drew Estates..... | 13 | 0.02 |
| 4175 = Perdomo..... | 3 | 0.01 |
| 4237 = Rocky Patels | 9 | 0.02 |
| 4245 = Oliva O | 9 | 0.02 |
| 4265 = Cheyenne little cigars..... | 26 | 0.04 |
| 4347 = Game..... | 15 | 0.03 |
| 4357 = NUb | 5 | 0.01 |
| 4361 = Good Times | 6 | 0.01 |
| 4367 = Clipper little cigars..... | 4 | 0.01 |
| 4391 = Zig Zag cigarillos..... | 9 | 0.02 |
| 4455 = Talon..... | 5 | 0.01 |
| 4458 = 305's cigars | 5 | 0.01 |
| 4464 = Sweet Jane | 4 | 0.01 |
| 4476 = Seneca cigar..... | 3 | 0.01 |
| 4484 = Show | 3 | 0.01 |
| 4493 = Zig Zag wraps | 3 | 0.01 |
| 4606 = City Life..... | 3 | 0.01 |
| 4999 = Cigar/Cigarillo; brand otherwise unspecified | 260 | 0.45 |
| 7999 = Not a tobacco product..... | 1 | 0.00 |
| 9000 = Did not confirm after 3 passes thru brand Qs..... | 1 | 0.00 |
| 9991 = NEVER USED CIGARS | 43234 | 74.50 |
| 9993 = DID NOT USE CIGARS IN THE PAST 30 DAYS | 12682 | 21.85 |
| 9994 = DON'T KNOW | 63 | 0.11 |
| 9997 = REFUSED | 8 | 0.01 |
| 9998 = BLANK (NO ANSWER)..... | 17 | 0.03 |

TOBACCO

NOTE: This variable incorporates the value from a probe question that was asked when the respondent answered REFUSED to this question.

These last questions on tobacco products are about using a pipe to smoke tobacco. Have you ever smoked tobacco in a pipe, even once?

(CG42, CGREF5)

PIPEVER

Len : 2 EVER SMOKED PIPE TOBACCO

| | Freq | Pct |
|----------------------|-------------|------------|
| 1 = Yes..... | 4500 | 7.75 |
| 2 = No..... | 53526 | 92.23 |
| 94 = DON'T KNOW..... | 7 | 0.01 |
| 97 = REFUSED | 1 | 0.00 |

During the past 30 days, that is since [DATEFILL], have you smoked tobacco in a pipe, even once?

(CG43)

PIPE30DY

Len : 2 HAVE YOU SMOKED PIPE TOBACCO IN PAST 30 DAYS

| | Freq | Pct |
|-----------------------------------|-------------|------------|
| 1 = Yes..... | 368 | 0.63 |
| 2 = No..... | 4129 | 7.11 |
| 91 = NEVER USED PIPE TOBACCO..... | 53526 | 92.23 |
| 94 = DON'T KNOW..... | 2 | 0.00 |
| 97 = REFUSED | 2 | 0.00 |
| 98 = BLANK (NO ANSWER) | 7 | 0.01 |

ALCOHOL

ALCOHOL

These questions are about drinks of alcoholic beverages. Throughout these questions, by a "drink" we mean a can or bottle of beer, a glass of wine or a wine cooler, a shot of liquor, or a mixed drink with liquor in it. We are not asking about times when you only had a sip or two from a drink.

Have you ever, even once, had a drink of any type of alcoholic beverage? Please do not include times when you only had a sip or two from a drink.

(AL01, ALREF)

ALCEVER

Len : 2 EVER HAD DRINK OF ALCOHOLIC BEVERAGE

| | Freq | Pct |
|----------------------|-------|-------|
| 1 = Yes..... | 41717 | 71.88 |
| 2 = No..... | 16302 | 28.09 |
| 94 = DON'T KNOW..... | 10 | 0.02 |
| 97 = REFUSED..... | 5 | 0.01 |

Think about the first time you had a drink of an alcoholic beverage. How old were you the first time you had a drink of an alcoholic beverage? Please do not include any time when you only had a sip or two from a drink.

(AL02)

ALCTRY

Len : 3 AGE WHEN FIRST DRANK ALCOHOLIC BEVERAGE

| | Freq | Pct |
|--|-------|-------|
| RANGE = 1 - 85..... | 41354 | 71.26 |
| 985 = BAD DATA Logically assigned..... | 65 | 0.11 |
| 991 = NEVER USED ALCOHOL..... | 16302 | 28.09 |
| 994 = DON'T KNOW..... | 232 | 0.40 |
| 997 = REFUSED..... | 71 | 0.12 |
| 998 = BLANK (NO ANSWER)..... | 10 | 0.02 |

Did you first have a drink of an alcoholic beverage in [CURRENT YEAR - 1] or [CURRENT YEAR]?

Did you first have a drink of an alcoholic beverage in [CURRENT YEAR - 2] or [CURRENT YEAR - 1]?

In what month in [CURRENT YEAR] did you first have a drink of an alcoholic beverage?

(AL02A, AL02B, AL02C)

ALCYFU

Len : 4 YEAR OF FIRST ALCOHOL USE - RECODE

| | Freq | Pct |
|--|-------|-------|
| RANGE = 2019 - 2021..... | 2509 | 4.32 |
| 9985 = BAD DATA Logically assigned..... | 170 | 0.29 |
| 9989 = LEGITIMATE SKIP Logically assigned..... | 132 | 0.23 |
| 9991 = NEVER USED ALCOHOL..... | 16302 | 28.09 |
| 9994 = DON'T KNOW..... | 245 | 0.42 |
| 9997 = REFUSED..... | 72 | 0.12 |
| 9998 = BLANK (NO ANSWER)..... | 15 | 0.03 |
| 9999 = LEGITIMATE SKIP..... | 38589 | 66.49 |

ALCOHOL

In what month in [CURRENT YEAR] did you first have a drink of an alcoholic beverage?

In what month in [YEAR FROM AL02a or AL02b] did you first have a drink of an alcoholic beverage?

(AL02C, AL02D)

ALCMFU

Len : 2 MONTH OF FIRST ALCOHOL USE - RECODE

| | Freq | Pct |
|--|-------|-------|
| 1 = January..... | 220 | 0.38 |
| 2 = February..... | 141 | 0.24 |
| 3 = March..... | 191 | 0.33 |
| 4 = April..... | 163 | 0.28 |
| 5 = May..... | 194 | 0.33 |
| 6 = June..... | 275 | 0.47 |
| 7 = July..... | 280 | 0.48 |
| 8 = August..... | 173 | 0.30 |
| 9 = September..... | 155 | 0.27 |
| 10 = October..... | 204 | 0.35 |
| 11 = November..... | 158 | 0.27 |
| 12 = December..... | 254 | 0.44 |
| 85 = BAD DATA Logically assigned..... | 170 | 0.29 |
| 89 = LEGITIMATE SKIP Logically assigned..... | 132 | 0.23 |
| 91 = NEVER USED ALCOHOL..... | 16302 | 28.09 |
| 94 = DON'T KNOW..... | 343 | 0.59 |
| 97 = REFUSED..... | 75 | 0.13 |
| 98 = BLANK (NO ANSWER)..... | 15 | 0.03 |
| 99 = LEGITIMATE SKIP..... | 38589 | 66.49 |

How long has it been since you last drank an alcoholic beverage?

(ALLAST3, ALRECDK, ALRECRE)

ALCREC

Len : 2 TIME SINCE LAST DRANK ALCOHOLIC BEVERAGE

| | Freq | Pct |
|---|-------|-------|
| 1 = Within the past 30 days..... | 26323 | 45.36 |
| 2 = More than 30 days ago but within the past 12 mos..... | 8027 | 13.83 |
| 3 = More than 12 months ago..... | 6899 | 11.89 |
| 8 = Used at some point in the past 12 mos LOG ASSN..... | 315 | 0.54 |
| 9 = Used at some point in the lifetime LOG ASSN..... | 148 | 0.26 |
| 11 = Used in the past 30 days LOGICALLY ASSIGNED..... | 5 | 0.01 |
| 91 = NEVER USED ALCOHOL..... | 16302 | 28.09 |
| 97 = REFUSED..... | 5 | 0.01 |
| 98 = BLANK (NO ANSWER)..... | 10 | 0.02 |

(TOTDRINK)

ALCYRTOT

Len : 3 TOTAL # OF DAYS USED ALCOHOL IN PAST 12 MOS

| | Freq | Pct |
|---|-------|-------|
| RANGE = 1 - 365..... | 34443 | 59.35 |
| 985 = BAD DATA Logically assigned..... | 79 | 0.14 |
| 991 = NEVER USED ALCOHOL..... | 16302 | 28.09 |
| 993 = DID NOT USE ALCOHOL IN THE PAST 12 MOS..... | 6899 | 11.89 |
| 994 = DON'T KNOW..... | 114 | 0.20 |
| 997 = REFUSED..... | 39 | 0.07 |
| 998 = BLANK (NO ANSWER)..... | 158 | 0.27 |

ALTOTFG

Len : 2 TRIMMING INDICATOR FOR ALCYRTOT

| | Freq | Pct |
|---|-------|-------|
| 1 = Trimmed to 365 days (no further editing)..... | 5 | 0.01 |
| 2 = Trimmed relative to the 30-day freq..... | 368 | 0.63 |
| 98 = BLANK (NO ANSWER)..... | 57661 | 99.36 |

ALFQFLG

Len : 2 TRIMMED ALCYRTOT IF R USED < 12 MOS

| | Freq | Pct |
|---|-------|-------|
| 1 = Trimmed to be consistent with mo/yr of 1st use..... | 478 | 0.82 |
| 98 = BLANK (NO ANSWER)..... | 57556 | 99.18 |

ALCOHOL

Now think about the past 12 months, from [DATEFILL] through today. We want to know how many days you've had a drink of an alcoholic beverage during the past 12 months.

What would be the easiest way for you to tell us how many days you drank alcoholic beverages?

(ALFRAME3)
ALBSTWAY

Len : 2 EASIEST WAY TO TELL US # DAYS DRANK ALCOHOL

| | Freq | Pct |
|--|-------|-------|
| 1 = Prefer to answer in days per week..... | 12556 | 21.64 |
| 2 = Prefer to answer in days per month..... | 11830 | 20.38 |
| 3 = Prefer to answer in days per year..... | 9834 | 16.95 |
| 11 = Prefer to ans in days per wk LOG ASSN..... | 41 | 0.07 |
| 12 = Prefer to ans in days per mo LOG ASSN..... | 49 | 0.08 |
| 13 = Prefer to ans in days per yr LOG ASSN..... | 224 | 0.39 |
| 85 = BAD DATA Logically assigned..... | 74 | 0.13 |
| 91 = NEVER USED ALCOHOL..... | 16302 | 28.09 |
| 93 = DID NOT USE ALCOHOL IN THE PAST 12 MOS..... | 6899 | 11.89 |
| 94 = DON'T KNOW..... | 43 | 0.07 |
| 97 = REFUSED..... | 24 | 0.04 |
| 98 = BLANK (NO ANSWER)..... | 158 | 0.27 |

On how many days in the past 12 months did you drink an alcoholic beverage?

(ALYRAVE)
ALDAYPYR

Len : 3 NUMBER DAYS DRANK ALCOHOL IN PAST 12 MOS

| | Freq | Pct |
|---|-------|-------|
| RANGE = 1 - 365..... | 10042 | 17.30 |
| 985 = BAD DATA Logically assigned..... | 32 | 0.06 |
| 989 = LEGITIMATE SKIP Logically assigned..... | 85 | 0.15 |
| 991 = NEVER USED ALCOHOL..... | 16302 | 28.09 |
| 993 = DID NOT USE ALCOHOL IN THE PAST 12 MOS..... | 6899 | 11.89 |
| 994 = DON'T KNOW..... | 62 | 0.11 |
| 997 = REFUSED..... | 17 | 0.03 |
| 998 = BLANK (NO ANSWER)..... | 204 | 0.35 |
| 999 = LEGITIMATE SKIP..... | 24391 | 42.03 |

On average, how many days did you drink an alcoholic beverage each month during the past 12 months?

(ALMONAVE)
ALDAYPMO

Len : 2 # DAYS PER MONTH DRANK ALCOHOL IN PAST 12 MOS

| | Freq | Pct |
|--|-------|-------|
| RANGE = 1 - 31..... | 11858 | 20.43 |
| 85 = BAD DATA Logically assigned..... | 18 | 0.03 |
| 89 = LEGITIMATE SKIP Logically assigned..... | 42 | 0.07 |
| 91 = NEVER USED ALCOHOL..... | 16302 | 28.09 |
| 93 = DID NOT USE ALCOHOL IN THE PAST 12 MOS..... | 6899 | 11.89 |
| 94 = DON'T KNOW..... | 72 | 0.12 |
| 97 = REFUSED..... | 26 | 0.04 |
| 98 = BLANK (NO ANSWER)..... | 220 | 0.38 |
| 99 = LEGITIMATE SKIP..... | 22597 | 38.94 |

On average, how many days did you drink an alcoholic beverage each week during the past 12 months?

(ALWKAVE)
ALDAYPWK

Len : 2 # DAYS PER WEEK DRANK ALCOHOL IN PAST 12 MOS

| | Freq | Pct |
|--|-------|-------|
| RANGE = 1 - 7..... | 12543 | 21.61 |
| 85 = BAD DATA Logically assigned..... | 30 | 0.05 |
| 91 = NEVER USED ALCOHOL..... | 16302 | 28.09 |
| 93 = DID NOT USE ALCOHOL IN THE PAST 12 MOS..... | 6899 | 11.89 |
| 94 = DON'T KNOW..... | 112 | 0.19 |
| 97 = REFUSED..... | 39 | 0.07 |
| 98 = BLANK (NO ANSWER)..... | 209 | 0.36 |
| 99 = LEGITIMATE SKIP..... | 21900 | 37.74 |

ALCOHOL

Think specifically about the past 30 days, from [DATEFILL], up to and including today. During the past 30 days, on how many days did you drink one or more drinks of an alcoholic beverage?

(AL06)

ALCDAYS

Len : 2 # DAYS HAD ONE OR MORE DRINKS PAST 30 DAYS

| | Freq | Pct |
|--|-------|-------|
| RANGE = 1 - 30 | 26066 | 44.92 |
| 85 = BAD DATA Logically assigned | 404 | 0.70 |
| 91 = NEVER USED ALCOHOL | 16302 | 28.09 |
| 93 = DID NOT USE ALCOHOL IN THE PAST 30 DAYS | 14926 | 25.72 |
| 94 = DON'T KNOW | 93 | 0.16 |
| 97 = REFUSED | 32 | 0.06 |
| 98 = BLANK (NO ANSWER) | 211 | 0.36 |

What is your best estimate of the number of days you drank alcohol during the past 30 days?

(AL06DKRE)

AL30EST

Len : 2 BEST ESTIMATE # DAYS HAD ONE OR MORE DRINKS

| | Freq | Pct |
|--|-------|-------|
| 1 = 1 or 2 days | 32 | 0.06 |
| 2 = 3 to 5 days | 21 | 0.04 |
| 3 = 6 to 9 days | 21 | 0.04 |
| 4 = 10 to 19 days | 18 | 0.03 |
| 5 = 20 to 29 days | 7 | 0.01 |
| 6 = All 30 days | 2 | 0.00 |
| 85 = BAD DATA Logically assigned | 2 | 0.00 |
| 91 = NEVER USED ALCOHOL | 16302 | 28.09 |
| 93 = DID NOT USE ALCOHOL IN THE PAST 30 DAYS | 14926 | 25.72 |
| 94 = DON'T KNOW | 8 | 0.01 |
| 97 = REFUSED | 16 | 0.03 |
| 98 = BLANK (NO ANSWER) | 618 | 1.06 |
| 99 = LEGITIMATE SKIP | 26061 | 44.91 |

ALDYSFG

Len : 2 REVISION INDICATOR FOR ALCDAYS

| | Freq | Pct |
|---|-------|-------|
| 1 = Edited for consistency with ALCYRTOT or ALCBNG30D | 10 | 0.02 |
| 98 = BLANK (NO ANSWER) | 58024 | 99.98 |

NOTE: Beginning in 2015, level 975 was updated to "AT LEAST 4 or 5 Logically assigned" to reflect the change in the threshold for binge alcohol use among female respondents from 5 or more drinks on an occasion prior to 2015 to 4 or more drinks on an occasion in 2015. See the note below for ALCBNG30D.

On the ALC30DAY/ALCESTFL days that you drank during the past 30 days, how many drinks did you usually have? Count as a drink a can or bottle of beer; a wine cooler or a glass of wine, champagne, or sherry; a shot of liquor or a mixed drink or cocktail.

(AL07)

ALCUS30D

Len : 3 USUAL # OF DRINKS PER DAY PAST 30 DAYS

| | Freq | Pct |
|---|-------|-------|
| RANGE = 1 - 90 | 25018 | 43.11 |
| 975 = AT LEAST 4 OR 5 Logically assigned | 946 | 1.63 |
| 985 = BAD DATA Logically assigned | 246 | 0.42 |
| 991 = NEVER USED ALCOHOL | 16302 | 28.09 |
| 993 = DID NOT USE ALCOHOL IN THE PAST 30 DAYS | 14926 | 25.72 |
| 994 = DON'T KNOW | 89 | 0.15 |
| 997 = REFUSED | 31 | 0.05 |
| 998 = BLANK (NO ANSWER) | 476 | 0.82 |

ALCOHOL

NOTE: Beginning in 2015, female respondents were asked ALCBNG30D to report the number of days that they had 4 or more drinks on the same occasion in the past 30 days. As in prior years, male respondents in 2015 were asked for ALCBNG30D to report the number of days that they had 5 or more drinks on the same occasion in the past 30 days.

During the past 30 days, that is since [DATEFILL], on how many days did you have [4 or more]/[5 or more] drinks on the same occasion? By "occasion," we mean at the same time or within a couple of hours of each other.

(AL08)

ALCBNG30D

Len : 2 # DAYS HAD FOUR/FIVE OR MORE DRINKS PAST 30 DYS

| | Freq | Pct |
|--|-------------|------------|
| RANGE = 0 - 30..... | 25885 | 44.60 |
| 80 = NO OCCAS OF 4+ or 5+ DRINKS PST 30 DAYS Log assn..... | 28 | 0.05 |
| 85 = BAD DATA Logically assigned | 247 | 0.43 |
| 91 = NEVER USED ALCOHOL..... | 16302 | 28.09 |
| 93 = DID NOT USE ALCOHOL IN THE PAST 30 DAYS..... | 14926 | 25.72 |
| 94 = DON'T KNOW..... | 126 | 0.22 |
| 97 = REFUSED | 44 | 0.08 |
| 98 = BLANK (NO ANSWER) | 476 | 0.82 |

MARIJUANA

MARIJUANA

NOTE: Beginning in 2021, level 3 for logically assigned lifetime marijuana use was added for MJEVER. This value was assigned when respondents did not indicate lifetime marijuana use in questions MJ01 or MJREF, but reported ever vaping marijuana in question VPMJLIF.

The next questions are about marijuana and hashish. Marijuana is also called pot or grass. Marijuana is usually smoked, either in cigarettes, called joints, or in a pipe. It is sometimes cooked in food. Hashish is a form of marijuana that is also called "hash." It is usually smoked in a pipe. Another form of hashish is hash oil.

Have you ever, even once, used marijuana or hashish?

(MJ01, MJREF, VAPMRJEVR)

MJEVER

Len : 2 EVER USED MARIJUANA/HASHISH

| | Freq | Pct |
|---------------------------------------|-------|-------|
| 1 = Yes..... | 25355 | 43.69 |
| 2 = No..... | 32487 | 55.98 |
| 3 = Yes LOGICALLY ASSIGNED..... | 159 | 0.27 |
| 85 = BAD DATA Logically assigned..... | 1 | 0.00 |
| 94 = DON'T KNOW..... | 16 | 0.03 |
| 97 = REFUSED..... | 16 | 0.03 |

How old were you the first time you used marijuana or hashish?

(MJ02)

MJAGE

Len : 3 AGE WHEN FIRST USED MARIJUANA/HASHISH

| | Freq | Pct |
|--|-------|-------|
| RANGE = 1 - 82..... | 25197 | 43.42 |
| 985 = BAD DATA Logically assigned..... | 67 | 0.12 |
| 991 = NEVER USED MARIJUANA..... | 32487 | 55.98 |
| 994 = DON'T KNOW..... | 61 | 0.11 |
| 997 = REFUSED..... | 47 | 0.08 |
| 998 = BLANK (NO ANSWER)..... | 175 | 0.30 |

Did you first use marijuana or hashish in [CURRENT YEAR - 1] or [CURRENT YEAR]?

Did you first use marijuana or hashish in [CURRENT YEAR - 2] or [CURRENT YEAR - 1]?

In what month in [CURRENT YEAR] did you first use marijuana or hashish?

(MJ03A, MJ03B, MJ03C)

MJYFU

Len : 4 YEAR OF FIRST MARIJUANA/HASHISH USE - RECODE

| | Freq | Pct |
|--|-------|-------|
| RANGE = 2019 - 2021..... | 1405 | 2.42 |
| 9985 = BAD DATA Logically assigned..... | 132 | 0.23 |
| 9989 = LEGITIMATE SKIP Logically assigned..... | 112 | 0.19 |
| 9991 = NEVER USED MARIJUANA..... | 32487 | 55.98 |
| 9994 = DON'T KNOW..... | 66 | 0.11 |
| 9997 = REFUSED..... | 48 | 0.08 |
| 9998 = BLANK (NO ANSWER)..... | 177 | 0.30 |
| 9999 = LEGITIMATE SKIP..... | 23607 | 40.68 |

MARIJUANA

In what month in [CURRENT YEAR] did you first use marijuana or hashish?

In what month in [YEAR FROM MJ03a or MJ03b] did you first use marijuana or hashish?

(MJ03C, MJ03D)

MJMFU

Len : 2 MONTH OF FIRST MARIJUANA/HASHISH USE - RECODE

| | Freq | Pct |
|--|-------|-------|
| 1 = January..... | 105 | 0.18 |
| 2 = February..... | 96 | 0.17 |
| 3 = March..... | 113 | 0.19 |
| 4 = April..... | 111 | 0.19 |
| 5 = May..... | 97 | 0.17 |
| 6 = June..... | 139 | 0.24 |
| 7 = July..... | 125 | 0.22 |
| 8 = August..... | 118 | 0.20 |
| 9 = September..... | 99 | 0.17 |
| 10 = October..... | 114 | 0.20 |
| 11 = November..... | 91 | 0.16 |
| 12 = December..... | 113 | 0.19 |
| 85 = BAD DATA Logically assigned..... | 132 | 0.23 |
| 89 = LEGITIMATE SKIP Logically assigned..... | 112 | 0.19 |
| 91 = NEVER USED MARIJUANA..... | 32487 | 55.98 |
| 94 = DON'T KNOW..... | 146 | 0.25 |
| 97 = REFUSED..... | 52 | 0.09 |
| 98 = BLANK (NO ANSWER)..... | 177 | 0.30 |
| 99 = LEGITIMATE SKIP..... | 23607 | 40.68 |

NOTE: Beginning in 2021, new logically assigned levels (12, 13, and 19) for time since last used marijuana or hashish were added. Logical assignment was used when respondents indicated vaping marijuana more recently than they had indicated using marijuana.

How long has it been since you last used marijuana or hashish?

(MJLAST3, MJRECDK, MJRECRE, VAPMRJREC)

MJREC

Len : 2 TIME SINCE LAST USED MARIJUANA/HASHISH

| | Freq | Pct |
|--|-------|-------|
| 1 = Within the past 30 days..... | 8176 | 14.09 |
| 2 = More than 30 days ago but within the past 12 mos..... | 3840 | 6.62 |
| 3 = More than 12 months ago..... | 12886 | 22.20 |
| 8 = Used at some point in the past 12 mos LOG ASSN..... | 160 | 0.28 |
| 9 = Used at some point in the lifetime LOG ASSN..... | 85 | 0.15 |
| 11 = Used in the past 30 days LOGICALLY ASSIGNED..... | 136 | 0.23 |
| 12 = Used >30 days ago but within pst 12 mos LOG ASSN..... | 161 | 0.28 |
| 13 = More than 12 months ago LOGICALLY ASSIGNED..... | 70 | 0.12 |
| 85 = BAD DATA Logically assigned..... | 1 | 0.00 |
| 91 = NEVER USED MARIJUANA..... | 32487 | 55.98 |
| 97 = REFUSED..... | 16 | 0.03 |
| 98 = BLANK (NO ANSWER)..... | 16 | 0.03 |

(TOTMJ)

MJYRTOT

Len : 3 TOTAL # OF DAYS USED MARIJUANA IN PAST 12 MOS

| | Freq | Pct |
|---|-------|-------|
| RANGE = 1 - 365..... | 12010 | 20.69 |
| 985 = BAD DATA Logically assigned..... | 134 | 0.23 |
| 991 = NEVER USED MARIJUANA..... | 32487 | 55.98 |
| 993 = DID NOT USE MARIJUANA IN THE PAST 12 MOS..... | 12956 | 22.32 |
| 994 = DON'T KNOW..... | 80 | 0.14 |
| 997 = REFUSED..... | 41 | 0.07 |
| 998 = BLANK (NO ANSWER)..... | 326 | 0.56 |

MRTOTFG

Len : 2 TRIMMING INDICATOR FOR MJYRTOT

| | Freq | Pct |
|---|-------|-------|
| 1 = Trimmed to 365 days (no further editing)..... | 14 | 0.02 |
| 2 = Trimmed relative to the 30-day freq..... | 377 | 0.65 |
| 98 = BLANK (NO ANSWER)..... | 57643 | 99.33 |

MARIJUANA

MJFQFLG

Len : 2 TRIMMED MJYRTOT IF R USED < 12 MOS

| | Freq | Pct |
|--|-------|-------|
| 1 = Trimmed to be consistent with mo/yr of 1st use | 246 | 0.42 |
| 98 = BLANK (NO ANSWER) | 57788 | 99.58 |

Now think about the past 12 months, from [DATEFILL] through today. We want to know how many days you've used marijuana or hashish during the past 12 months.

What would be the easiest way for you to tell us how many days you've used it?

(MJFRAME3)

MRBSTWAY

Len : 2 EASIEST WAY TO TELL US # DAYS USED MARIJUANA/HASH

| | Freq | Pct |
|--|-------|-------|
| 1 = Prefer to answer in days per week..... | 4974 | 8.57 |
| 2 = Prefer to answer in days per month..... | 2767 | 4.77 |
| 3 = Prefer to answer in days per year..... | 4255 | 7.33 |
| 11 = Prefer to ans in days per wk LOG ASSN..... | 15 | 0.03 |
| 12 = Prefer to ans in days per mo LOG ASSN..... | 15 | 0.03 |
| 13 = Prefer to ans in days per yr LOG ASSN..... | 62 | 0.11 |
| 85 = BAD DATA Logically assigned..... | 133 | 0.23 |
| 91 = NEVER USED MARIJUANA | 32487 | 55.98 |
| 93 = DID NOT USE MARIJUANA IN THE PAST 12 MOS..... | 12956 | 22.32 |
| 94 = DON'T KNOW..... | 21 | 0.04 |
| 97 = REFUSED..... | 23 | 0.04 |
| 98 = BLANK (NO ANSWER)..... | 326 | 0.56 |

On how many days in the past 12 months did you use marijuana or hashish?

(MJYRAVE)

MRDAYPYR

Len : 3 # DAYS USED MARIJUANA/HASHISH PAST 12 MONTHS

| | Freq | Pct |
|---|-------|-------|
| RANGE = 1 - 366..... | 4308 | 7.42 |
| 985 = BAD DATA Logically assigned..... | 31 | 0.05 |
| 989 = LEGITIMATE SKIP Logically assigned..... | 39 | 0.07 |
| 991 = NEVER USED MARIJUANA | 32487 | 55.98 |
| 993 = DID NOT USE MARIJUANA IN THE PAST 12 MOS..... | 12956 | 22.32 |
| 994 = DON'T KNOW..... | 26 | 0.04 |
| 997 = REFUSED..... | 26 | 0.04 |
| 998 = BLANK (NO ANSWER)..... | 429 | 0.74 |
| 999 = LEGITIMATE SKIP..... | 7732 | 13.32 |

On average, how many days did you use marijuana or hashish each month during the past 12 months?

(MJMONAVE)

MRDAYPMO

Len : 2 # DAYS PER MO USED MARIJUANA/HASHISH PAST 12 MOS

| | Freq | Pct |
|--|-------|-------|
| RANGE = 1 - 31..... | 2766 | 4.77 |
| 85 = BAD DATA Logically assigned..... | 33 | 0.06 |
| 89 = LEGITIMATE SKIP Logically assigned..... | 15 | 0.03 |
| 91 = NEVER USED MARIJUANA | 32487 | 55.98 |
| 93 = DID NOT USE MARIJUANA IN THE PAST 12 MOS..... | 12956 | 22.32 |
| 94 = DON'T KNOW..... | 41 | 0.07 |
| 97 = REFUSED..... | 25 | 0.04 |
| 98 = BLANK (NO ANSWER)..... | 429 | 0.74 |
| 99 = LEGITIMATE SKIP..... | 9282 | 15.99 |

On average, how many days did you use marijuana or hashish each week during the past 12 months?

(MJWKAVE)

MRDAYPWK

Len : 2 # DAYS PER WEEK USED MARIJUANA/HASHISH PAST 12 MOS

| | Freq | Pct |
|--|-------|-------|
| RANGE = 1 - 7..... | 4936 | 8.51 |
| 85 = BAD DATA Logically assigned..... | 71 | 0.12 |
| 91 = NEVER USED MARIJUANA | 32487 | 55.98 |
| 93 = DID NOT USE MARIJUANA IN THE PAST 12 MOS..... | 12956 | 22.32 |
| 94 = DON'T KNOW..... | 78 | 0.13 |
| 97 = REFUSED..... | 41 | 0.07 |
| 98 = BLANK (NO ANSWER)..... | 391 | 0.67 |
| 99 = LEGITIMATE SKIP..... | 7074 | 12.19 |

MARIJUANA

Think specifically about the past 30 days, from [DATEFILL] up to and including today. During the past 30 days, on how many days did you use marijuana or hashish?

(MJ06)

MJDAY30A

Len : 2 # DAYS USED MARIJUANA/HASHISH PAST 30 DAYS

| | Freq | Pct |
|--|-------|-------|
| RANGE = 1 - 30 | 8124 | 14.00 |
| 85 = BAD DATA Logically assigned | 56 | 0.10 |
| 91 = NEVER USED MARIJUANA | 32487 | 55.98 |
| 93 = DID NOT USE MARIJUANA IN THE PAST 30 DAYS | 16957 | 29.22 |
| 94 = DON'T KNOW | 34 | 0.06 |
| 97 = REFUSED | 34 | 0.06 |
| 98 = BLANK (NO ANSWER) | 342 | 0.59 |

What is your best estimate of the number of days you used marijuana or hashish during the past 30 days?

(MJ06DKRE)

MR30EST

Len : 2 BEST EST. # DAYS USED MARIJUANA PAST 30 DAYS

| | Freq | Pct |
|--|-------|-------|
| 1 = 1 or 2 days | 9 | 0.02 |
| 2 = 3 to 5 days..... | 11 | 0.02 |
| 4 = 10 to 19 days..... | 15 | 0.03 |
| 5 = 20 to 29 days..... | 4 | 0.01 |
| 6 = All 30 days..... | 5 | 0.01 |
| 91 = NEVER USED MARIJUANA | 32487 | 55.98 |
| 93 = DID NOT USE MARIJUANA IN THE PAST 30 DAYS | 16957 | 29.22 |
| 94 = DON'T KNOW | 3 | 0.01 |
| 97 = REFUSED | 21 | 0.04 |
| 98 = BLANK (NO ANSWER) | 398 | 0.69 |
| 99 = LEGITIMATE SKIP..... | 8124 | 14.00 |

COCAINE

COCAINE

These questions are about cocaine, including all the different forms of cocaine such as powder, "crack," free base, and coca paste.

Have you ever, even once, used any form of cocaine?

(CC01, CCREF)

COCEVER

Len : 2 EVER USED COCAINE

| | Freq | Pct |
|---------------------------------------|-------|-------|
| 1 = Yes..... | 6795 | 11.71 |
| 2 = No..... | 51225 | 88.27 |
| 85 = BAD DATA Logically assigned..... | 1 | 0.00 |
| 94 = DON'T KNOW..... | 11 | 0.02 |
| 97 = REFUSED..... | 2 | 0.00 |

How old were you the first time you used cocaine, in any form?

(CC02)

COCAGE

Len : 3 AGE WHEN FIRST USED COCAINE

| | Freq | Pct |
|--|-------|-------|
| RANGE = 1 - 70..... | 6761 | 11.65 |
| 985 = BAD DATA Logically assigned..... | 6 | 0.01 |
| 991 = NEVER USED COCAINE..... | 51225 | 88.27 |
| 994 = DON'T KNOW..... | 24 | 0.04 |
| 997 = REFUSED..... | 7 | 0.01 |
| 998 = BLANK (NO ANSWER)..... | 11 | 0.02 |

Did you first use cocaine in any form in [CURRENT YEAR - 1] or [CURRENT YEAR]?

Did you first use cocaine in any form in [CURRENT YEAR - 2] or [CURRENT YEAR - 1]?

In what month in [CURRENT YEAR] did you first use cocaine in any form?

(CC03A, CC03B, CC03C)

COCYFU

Len : 4 YEAR OF FIRST COCAINE USE - RECODE

| | Freq | Pct |
|--|-------|-------|
| RANGE = 2019 - 2021..... | 256 | 0.44 |
| 9985 = BAD DATA Logically assigned..... | 23 | 0.04 |
| 9989 = LEGITIMATE SKIP Logically assigned..... | 33 | 0.06 |
| 9991 = NEVER USED COCAINE..... | 51225 | 88.27 |
| 9994 = DON'T KNOW..... | 31 | 0.05 |
| 9997 = REFUSED..... | 7 | 0.01 |
| 9998 = BLANK (NO ANSWER)..... | 13 | 0.02 |
| 9999 = LEGITIMATE SKIP..... | 6446 | 11.11 |

COCAINE

In what month in [CURRENT YEAR] did you first use cocaine in any form?

In what month in [YEAR FROM CC03a or CC03b] did you first use cocaine?

(CC03C, CC03D)

COCMFU

Len : 2 MONTH OF FIRST COCAINE USE - RECODE

| | Freq | Pct |
|--|-------|-------|
| 1 = January..... | 15 | 0.03 |
| 2 = February..... | 16 | 0.03 |
| 3 = March..... | 24 | 0.04 |
| 4 = April..... | 20 | 0.03 |
| 5 = May..... | 17 | 0.03 |
| 6 = June..... | 29 | 0.05 |
| 7 = July..... | 23 | 0.04 |
| 8 = August..... | 23 | 0.04 |
| 9 = September..... | 14 | 0.02 |
| 10 = October..... | 27 | 0.05 |
| 11 = November..... | 19 | 0.03 |
| 12 = December..... | 20 | 0.03 |
| 85 = BAD DATA Logically assigned..... | 23 | 0.04 |
| 89 = LEGITIMATE SKIP Logically assigned..... | 33 | 0.06 |
| 91 = NEVER USED COCAINE..... | 51225 | 88.27 |
| 94 = DON'T KNOW..... | 38 | 0.07 |
| 97 = REFUSED..... | 9 | 0.02 |
| 98 = BLANK (NO ANSWER)..... | 13 | 0.02 |
| 99 = LEGITIMATE SKIP..... | 6446 | 11.11 |

How long has it been since you last used cocaine?

(CCLAST3, CCRECDK, CCRECRE)

COCREC

Len : 2 TIME SINCE LAST USED COCAINE

| | Freq | Pct |
|--|-------|-------|
| 1 = Within the past 30 days..... | 379 | 0.65 |
| 2 = More than 30 days ago but within the past 12 mos..... | 687 | 1.18 |
| 3 = More than 12 months ago..... | 5662 | 9.76 |
| 8 = Used at some point in the past 12 mos LOG ASSN..... | 24 | 0.04 |
| 9 = Used at some point in the lifetime LOG ASSN..... | 25 | 0.04 |
| 11 = Used in the past 30 days LOGICALLY ASSIGNED..... | 9 | 0.02 |
| 12 = Used >30 days ago but within pst 12 mos LOG ASSN..... | 9 | 0.02 |
| 85 = BAD DATA Logically assigned..... | 1 | 0.00 |
| 91 = NEVER USED COCAINE..... | 51225 | 88.27 |
| 97 = REFUSED..... | 2 | 0.00 |
| 98 = BLANK (NO ANSWER)..... | 11 | 0.02 |

(TOTCOKE)

COCYRTOT

Len : 3 TOTAL # OF DAYS USED COCAINE IN PAST 12 MONTHS

| | Freq | Pct |
|---|-------|-------|
| RANGE = 1 - 364..... | 1087 | 1.87 |
| 985 = BAD DATA Logically assigned..... | 3 | 0.01 |
| 991 = NEVER USED COCAINE..... | 51225 | 88.27 |
| 993 = DID NOT USE COCAINE IN THE PAST 12 MOS..... | 5662 | 9.76 |
| 994 = DON'T KNOW..... | 5 | 0.01 |
| 997 = REFUSED..... | 3 | 0.01 |
| 998 = BLANK (NO ANSWER)..... | 49 | 0.08 |

CCTOTFG

Len : 2 TRIMMING INDICATOR FOR COCYRTOT

| | Freq | Pct |
|--|-------|-------|
| 2 = Trimmed relative to the 30-day freq..... | 3 | 0.01 |
| 98 = BLANK (NO ANSWER)..... | 58031 | 99.99 |

CCFQFLG

Len : 2 TRIMMED COCYRTOT IF R USED < 12 MOS

| | Freq | Pct |
|---|-------|-------|
| 1 = Trimmed to be consistent with mo/yr of 1st use..... | 29 | 0.05 |
| 98 = BLANK (NO ANSWER)..... | 58005 | 99.95 |

COCAINE

Now think about the past 12 months, from [DATEFILL] through today. We want to know how many days you've used cocaine during the past 12 months.

What would be the easiest way for you to tell us how many days you've used it?

(CCFRAME3)
CCBSTWAY

Len : 2 EASIEST WAY TO TELL US # DAYS USED COCAINE

| | Freq | Pct |
|--|-------|-------|
| 1 = Prefer to answer in days per week..... | 132 | 0.23 |
| 2 = Prefer to answer in days per month..... | 212 | 0.37 |
| 3 = Prefer to answer in days per year..... | 710 | 1.22 |
| 11 = Prefer to ans in days per wk LOG ASSN..... | 1 | 0.00 |
| 13 = Prefer to ans in days per yr LOG ASSN..... | 3 | 0.01 |
| 21 = Prefer to ans in days per wk (CRBSTWAY=1,11)..... | 18 | 0.03 |
| 22 = Prefer to ans in days per mo (CRBSTWAY=2,12)..... | 8 | 0.01 |
| 23 = Prefer to ans in days per yr (CRBSTWAY=3,13)..... | 8 | 0.01 |
| 85 = BAD DATA Logically assigned..... | 3 | 0.01 |
| 91 = NEVER USED COCAINE..... | 51225 | 88.27 |
| 93 = DID NOT USE COCAINE IN THE PAST 12 MOS..... | 5662 | 9.76 |
| 94 = DON'T KNOW..... | 1 | 0.00 |
| 97 = REFUSED..... | 2 | 0.00 |
| 98 = BLANK (NO ANSWER)..... | 49 | 0.08 |

On how many days in the past 12 months did you use cocaine?

(CCYRAVE)
CCDAYPYR

Len : 3 # DAYS USED COCAINE PAST 12 MONTHS

| | Freq | Pct |
|---|-------|-------|
| RANGE = 1 - 300..... | 720 | 1.24 |
| 985 = BAD DATA Logically assigned..... | 1 | 0.00 |
| 989 = LEGITIMATE SKIP Logically assigned..... | 7 | 0.01 |
| 991 = NEVER USED COCAINE..... | 51225 | 88.27 |
| 993 = DID NOT USE COCAINE IN THE PAST 12 MOS..... | 5662 | 9.76 |
| 994 = DON'T KNOW..... | 2 | 0.00 |
| 997 = REFUSED..... | 2 | 0.00 |
| 998 = BLANK (NO ANSWER)..... | 51 | 0.09 |
| 999 = LEGITIMATE SKIP..... | 364 | 0.63 |

On average, how many days did you use cocaine each month during the past 12 months?

(CCMONAVE)
CCDAYPMO

Len : 2 # DAYS PER MONTH USED COCAINE PAST 12 MONTHS

| | Freq | Pct |
|--|-------|-------|
| RANGE = 1 - 30..... | 219 | 0.38 |
| 85 = BAD DATA Logically assigned..... | 1 | 0.00 |
| 89 = LEGITIMATE SKIP Logically assigned..... | 7 | 0.01 |
| 91 = NEVER USED COCAINE..... | 51225 | 88.27 |
| 93 = DID NOT USE COCAINE IN THE PAST 12 MOS..... | 5662 | 9.76 |
| 94 = DON'T KNOW..... | 2 | 0.00 |
| 97 = REFUSED..... | 2 | 0.00 |
| 98 = BLANK (NO ANSWER)..... | 52 | 0.09 |
| 99 = LEGITIMATE SKIP..... | 864 | 1.49 |

On average, how many days did you use cocaine each week during the past 12 months?

(CCWKAVE)
CCDAYPWK

Len : 2 # DAYS PER WEEK USED COCAINE PAST 12 MONTHS

| | Freq | Pct |
|--|-------|-------|
| RANGE = 1 - 7..... | 148 | 0.26 |
| 85 = BAD DATA Logically assigned..... | 1 | 0.00 |
| 89 = LEGITIMATE SKIP Logically assigned..... | 1 | 0.00 |
| 91 = NEVER USED COCAINE..... | 51225 | 88.27 |
| 93 = DID NOT USE COCAINE IN THE PAST 12 MOS..... | 5662 | 9.76 |
| 94 = DON'T KNOW..... | 4 | 0.01 |
| 97 = REFUSED..... | 3 | 0.01 |
| 98 = BLANK (NO ANSWER)..... | 52 | 0.09 |
| 99 = LEGITIMATE SKIP..... | 938 | 1.62 |

COCAINE

Think specifically about the past 30 days, from [DATEFILL] up to and including today. During the past 30 days, on how many days did you use cocaine?

(CC06)

COCUS30A

Len : 2 # DAYS USED COCAINE PAST 30 DAYS

| | Freq | Pct |
|--|-------------|------------|
| RANGE = 1 - 30 | 379 | 0.65 |
| 85 = BAD DATA Logically assigned | 20 | 0.03 |
| 91 = NEVER USED COCAINE | 51225 | 88.27 |
| 93 = DID NOT USE COCAINE IN THE PAST 30 DAYS | 6358 | 10.96 |
| 97 = REFUSED | 3 | 0.01 |
| 98 = BLANK (NO ANSWER) | 49 | 0.08 |

What is your best estimate of the number of days you used cocaine during the past 30 days?

(CC06DKRE)

CC30EST

Len : 2 BEST ESTIMATE # DAYS USED COCAINE PAST 30 DAYS

| | Freq | Pct |
|--|-------------|------------|
| 91 = NEVER USED COCAINE | 51225 | 88.27 |
| 93 = DID NOT USE COCAINE IN THE PAST 30 DAYS | 6358 | 10.96 |
| 97 = REFUSED | 3 | 0.01 |
| 98 = BLANK (NO ANSWER) | 69 | 0.12 |
| 99 = LEGITIMATE SKIP | 379 | 0.65 |

CRACK

CRACK

The next questions are about 'crack', that is cocaine in rock or chunk form, and not the other forms of cocaine.

Have you ever, even once, used 'crack'?

(CK01, CKREF)

CRKEVER

Len : 2 EVER USED CRACK

| | Freq | Pct |
|--|-------|-------|
| 1 = Yes..... | 1595 | 2.75 |
| 2 = No..... | 5191 | 8.94 |
| 85 = BAD DATA Logically assigned..... | 2 | 0.00 |
| 91 = NEVER USED COCAINE (COCEVER=2)..... | 51225 | 88.27 |
| 94 = DON'T KNOW..... | 7 | 0.01 |
| 97 = REFUSED..... | 3 | 0.01 |
| 98 = BLANK (NO ANSWER)..... | 11 | 0.02 |

How old were you the first time you used 'crack'?

(CK02)

CRKAGE

Len : 3 AGE WHEN FIRST USED CRACK

| | Freq | Pct |
|--|-------|-------|
| RANGE = 6 - 70..... | 1590 | 2.74 |
| 985 = BAD DATA Logically assigned..... | 2 | 0.00 |
| 991 = NEVER USED CRACK..... | 56416 | 97.21 |
| 994 = DON'T KNOW..... | 5 | 0.01 |
| 997 = REFUSED..... | 3 | 0.01 |
| 998 = BLANK (NO ANSWER)..... | 18 | 0.03 |

Did you first use 'crack' in [CURRENT YEAR - 1] or [CURRENT YEAR]?

Did you first use 'crack' in [CURRENT YEAR - 2] or [CURRENT YEAR - 1]?

In what month in [CURRENT YEAR] did you first use 'crack'?

(CK03A, CK03B, CK03C)

CRKYFU

Len : 4 YEAR OF FIRST CRACK USE - RECODE

| | Freq | Pct |
|--|-------|-------|
| RANGE = 2020 - 2021..... | 29 | 0.05 |
| 9985 = BAD DATA Logically assigned..... | 2 | 0.00 |
| 9989 = LEGITIMATE SKIP Logically assigned..... | 3 | 0.01 |
| 9991 = NEVER USED CRACK..... | 56416 | 97.21 |
| 9994 = DON'T KNOW..... | 5 | 0.01 |
| 9997 = REFUSED..... | 3 | 0.01 |
| 9998 = BLANK (NO ANSWER)..... | 20 | 0.03 |
| 9999 = LEGITIMATE SKIP..... | 1556 | 2.68 |

CRACK

In what month in [CURRENT YEAR] did you first use 'crack'?

In what month in [YEAR FROM CK03a or CK03b] did you first use 'crack'?

(CK03C, CK03D)

CRKMFU

Len : 2 MONTH OF FIRST CRACK USE - RECODE

| | Freq | Pct |
|--|-------|-------|
| 1 = January..... | 2 | 0.00 |
| 2 = February..... | 4 | 0.01 |
| 3 = March..... | 2 | 0.00 |
| 5 = May..... | 6 | 0.01 |
| 6 = June..... | 8 | 0.01 |
| 7 = July..... | 3 | 0.01 |
| 8 = August..... | 1 | 0.00 |
| 9 = September..... | 1 | 0.00 |
| 10 = October..... | 1 | 0.00 |
| 11 = November..... | 1 | 0.00 |
| 85 = BAD DATA Logically assigned..... | 2 | 0.00 |
| 89 = LEGITIMATE SKIP Logically assigned..... | 3 | 0.01 |
| 91 = NEVER USED CRACK..... | 56416 | 97.21 |
| 94 = DON'T KNOW..... | 5 | 0.01 |
| 97 = REFUSED..... | 3 | 0.01 |
| 98 = BLANK (NO ANSWER)..... | 20 | 0.03 |
| 99 = LEGITIMATE SKIP..... | 1556 | 2.68 |

How long has it been since you last used 'crack'?

(CKLAST3, CKRECDK, CKRECRE)

CRAKREC

Len : 2 TIME SINCE LAST USED CRACK

| | Freq | Pct |
|---|-------|-------|
| 1 = Within the past 30 days..... | 77 | 0.13 |
| 2 = More than 30 days ago but within the past 12 mos..... | 84 | 0.14 |
| 3 = More than 12 months ago..... | 1428 | 2.46 |
| 8 = Used at some point in the past 12 mos LOG ASSN..... | 4 | 0.01 |
| 9 = Used at some point in the lifetime LOG ASSN..... | 2 | 0.00 |
| 85 = BAD DATA Logically assigned..... | 2 | 0.00 |
| 91 = NEVER USED CRACK..... | 56416 | 97.21 |
| 97 = REFUSED..... | 3 | 0.01 |
| 98 = BLANK (NO ANSWER)..... | 18 | 0.03 |

(TOTCRACK)

CRKYRTOT

Len : 3 TOTAL # DAYS USED CRACK IN PAST 12 MONTHS

| | Freq | Pct |
|---|-------|-------|
| RANGE = 1 - 364..... | 162 | 0.28 |
| 985 = BAD DATA Logically assigned..... | 3 | 0.01 |
| 991 = NEVER USED CRACK..... | 56416 | 97.21 |
| 993 = DID NOT USE CRACK IN THE PAST 12 MOS..... | 1428 | 2.46 |
| 994 = DON'T KNOW..... | 1 | 0.00 |
| 997 = REFUSED..... | 3 | 0.01 |
| 998 = BLANK (NO ANSWER)..... | 21 | 0.04 |

CRTOTFG

Len : 2 TRIMMING INDICATOR FOR CRKYRTOT

| | Freq | Pct |
|--|-------|-------|
| 2 = Trimmed relative to the 30-day freq..... | 6 | 0.01 |
| 98 = BLANK (NO ANSWER)..... | 58028 | 99.99 |

CRFQFLG

Len : 2 TRIMMED CRKYRTOT IF R USED < 12 MOS

| | Freq | Pct |
|---|-------|-------|
| 1 = Trimmed to be consistent with mo/yr of 1st use..... | 6 | 0.01 |
| 98 = BLANK (NO ANSWER)..... | 58028 | 99.99 |

CRACK

Now think about the past 12 months, from [DATEFILL] through today. We want to know how many days you've used 'crack' during the past 12 months.

What would be the easiest way for you to tell us how many days you've used it?

(CKFRAME3)

CRBSTWAY

Len : 2 EASIEST WAY TO TELL US # DAYS USED CRACK

| | Freq | Pct |
|---|-------|-------|
| 1 = Prefer to answer in days per week..... | 51 | 0.09 |
| 2 = Prefer to answer in days per month..... | 40 | 0.07 |
| 3 = Prefer to answer in days per year..... | 70 | 0.12 |
| 11 = Prefer to ans in days per wk LOG ASSN..... | 1 | 0.00 |
| 85 = BAD DATA Logically assigned..... | 3 | 0.01 |
| 91 = NEVER USED CRACK..... | 56416 | 97.21 |
| 93 = DID NOT USE CRACK IN THE PAST 12 MOS..... | 1428 | 2.46 |
| 94 = DON'T KNOW..... | 1 | 0.00 |
| 97 = REFUSED..... | 3 | 0.01 |
| 98 = BLANK (NO ANSWER)..... | 21 | 0.04 |

On how many days in the past 12 months did you use 'crack'?

(CKYRAVE)

CRDAYPYR

Len : 3 # DAYS USED CRACK PAST 12 MONTHS

| | Freq | Pct |
|---|-------|-------|
| RANGE = 1 - 300..... | 70 | 0.12 |
| 989 = LEGITIMATE SKIP Logically assigned..... | 1 | 0.00 |
| 991 = NEVER USED CRACK..... | 56416 | 97.21 |
| 993 = DID NOT USE CRACK IN THE PAST 12 MOS..... | 1428 | 2.46 |
| 994 = DON'T KNOW..... | 1 | 0.00 |
| 997 = REFUSED..... | 3 | 0.01 |
| 998 = BLANK (NO ANSWER)..... | 24 | 0.04 |
| 999 = LEGITIMATE SKIP..... | 91 | 0.16 |

On average, how many days did you use 'crack' each month during the past 12 months?

(CKMONAVE)

CRDAYPMO

Len : 2 # DAYS PER MONTH USED CRACK PAST 12 MONTHS

| | Freq | Pct |
|--|-------|-------|
| RANGE = 1 - 30..... | 40 | 0.07 |
| 89 = LEGITIMATE SKIP Logically assigned..... | 1 | 0.00 |
| 91 = NEVER USED CRACK..... | 56416 | 97.21 |
| 93 = DID NOT USE CRACK IN THE PAST 12 MOS..... | 1428 | 2.46 |
| 94 = DON'T KNOW..... | 1 | 0.00 |
| 97 = REFUSED..... | 3 | 0.01 |
| 98 = BLANK (NO ANSWER)..... | 24 | 0.04 |
| 99 = LEGITIMATE SKIP..... | 121 | 0.21 |

On average, how many days did you use 'crack' each week during the past 12 months?

(CKWKAVE)

CRDAYPWK

Len : 2 # DAYS PER WEEK USED CRACK PAST 12 MONTHS

| | Freq | Pct |
|--|-------|-------|
| RANGE = 1 - 7..... | 52 | 0.09 |
| 85 = BAD DATA Logically assigned..... | 3 | 0.01 |
| 91 = NEVER USED CRACK..... | 56416 | 97.21 |
| 93 = DID NOT USE CRACK IN THE PAST 12 MOS..... | 1428 | 2.46 |
| 94 = DON'T KNOW..... | 1 | 0.00 |
| 97 = REFUSED..... | 3 | 0.01 |
| 98 = BLANK (NO ANSWER)..... | 21 | 0.04 |
| 99 = LEGITIMATE SKIP..... | 110 | 0.19 |

CRACK

Think specifically about the past 30 days, from [DATEFILL] up to and including today. During the past 30 days, on how many days did you use 'crack'?

(CK06)

CRKUS30A

Len : 2 # DAYS USED CRACK PAST 30 DAYS

| | Freq | Pct |
|--|-------|-------|
| RANGE = 1 - 30 | 77 | 0.13 |
| 85 = BAD DATA Logically assigned | 2 | 0.00 |
| 91 = NEVER USED CRACK | 56416 | 97.21 |
| 93 = DID NOT USE CRACK IN THE PAST 30 DAYS | 1512 | 2.61 |
| 97 = REFUSED | 3 | 0.01 |
| 98 = BLANK (NO ANSWER) | 24 | 0.04 |

What is your best estimate of the number of days you used 'crack' during the past 30 days?

(CK06DKRE)

CR30EST

Len : 2 BEST ESTIMATE # DAYS USED CRACK PAST 30 DAYS

| | Freq | Pct |
|--|-------|-------|
| 91 = NEVER USED CRACK | 56416 | 97.21 |
| 93 = DID NOT USE CRACK IN THE PAST 30 DAYS | 1512 | 2.61 |
| 97 = REFUSED | 3 | 0.01 |
| 98 = BLANK (NO ANSWER) | 26 | 0.04 |
| 99 = LEGITIMATE SKIP | 77 | 0.13 |

HEROIN

HEROIN

These next questions are about heroin.

Have you ever, even once, used heroin?

(HE01, HEREF)

HEREVER

Len : 2 EVER USED HEROIN

| | Freq | Pct |
|----------------------|-------------|------------|
| 1 = Yes..... | 1133 | 1.95 |
| 2 = No..... | 56884 | 98.02 |
| 94 = DON'T KNOW..... | 16 | 0.03 |
| 97 = REFUSED..... | 1 | 0.00 |

How old were you the first time you used heroin?

(HE02)

HERAGE

Len : 3 AGE WHEN FIRST USED HEROIN

| | Freq | Pct |
|--|-------------|------------|
| RANGE = 2 - 69..... | 1119 | 1.93 |
| 985 = BAD DATA Logically assigned..... | 3 | 0.01 |
| 991 = NEVER USED HEROIN..... | 56884 | 98.02 |
| 994 = DON'T KNOW..... | 5 | 0.01 |
| 997 = REFUSED..... | 7 | 0.01 |
| 998 = BLANK (NO ANSWER)..... | 16 | 0.03 |

Did you first use heroin in [CURRENT YEAR - 1] or [CURRENT YEAR]?

Did you first use heroin in [CURRENT YEAR - 2] or [CURRENT YEAR - 1]?

In what month in [CURRENT YEAR] did you first use heroin?

(HE03A, HE03B, HE03C)

HERYFU

Len : 4 YEAR OF FIRST HEROIN USE - RECODE

| | Freq | Pct |
|--|-------------|------------|
| RANGE = 2019 - 2021..... | 33 | 0.06 |
| 9985 = BAD DATA Logically assigned..... | 6 | 0.01 |
| 9989 = LEGITIMATE SKIP Logically assigned..... | 6 | 0.01 |
| 9991 = NEVER USED HEROIN..... | 56884 | 98.02 |
| 9994 = DON'T KNOW..... | 5 | 0.01 |
| 9997 = REFUSED..... | 7 | 0.01 |
| 9998 = BLANK (NO ANSWER)..... | 17 | 0.03 |
| 9999 = LEGITIMATE SKIP..... | 1076 | 1.85 |

HEROIN

In what month in [CURRENT YEAR] did you first use heroin?

In what month in [YEAR FROM HE03a or HE03b] did you first use heroin?

(HE03C, HE03D)

HERMFU

Len : 2 MONTH OF FIRST HEROIN USE - RECODE

| | Freq | Pct |
|--|-------|-------|
| 2 = February..... | 1 | 0.00 |
| 3 = March..... | 5 | 0.01 |
| 4 = April..... | 3 | 0.01 |
| 5 = May..... | 3 | 0.01 |
| 6 = June..... | 2 | 0.00 |
| 7 = July..... | 5 | 0.01 |
| 8 = August..... | 4 | 0.01 |
| 9 = September..... | 3 | 0.01 |
| 10 = October..... | 2 | 0.00 |
| 11 = November..... | 2 | 0.00 |
| 12 = December..... | 2 | 0.00 |
| 85 = BAD DATA Logically assigned..... | 6 | 0.01 |
| 89 = LEGITIMATE SKIP Logically assigned..... | 6 | 0.01 |
| 91 = NEVER USED HEROIN..... | 56884 | 98.02 |
| 94 = DON'T KNOW..... | 6 | 0.01 |
| 97 = REFUSED..... | 7 | 0.01 |
| 98 = BLANK (NO ANSWER)..... | 17 | 0.03 |
| 99 = LEGITIMATE SKIP..... | 1076 | 1.85 |

How long has it been since you last used heroin?

(HELAST3, HERECDK, HERECRE)

HERREC

Len : 2 TIME SINCE LAST USED HEROIN

| | Freq | Pct |
|---|-------|-------|
| 1 = Within the past 30 days..... | 104 | 0.18 |
| 2 = More than 30 days ago but within the past 12 mos..... | 90 | 0.16 |
| 3 = More than 12 months ago..... | 921 | 1.59 |
| 8 = Used at some point in the past 12 mos LOG ASSN..... | 11 | 0.02 |
| 9 = Used at some point in the lifetime LOG ASSN..... | 7 | 0.01 |
| 91 = NEVER USED HEROIN..... | 56884 | 98.02 |
| 97 = REFUSED..... | 1 | 0.00 |
| 98 = BLANK (NO ANSWER)..... | 16 | 0.03 |

(TOTHERO)

HERYRTOT

Len : 3 TOTAL # OF DAYS USED HEROIN IN PAST 12 MONTHS

| | Freq | Pct |
|--|-------|-------|
| RANGE = 1 - 365..... | 193 | 0.33 |
| 985 = BAD DATA Logically assigned..... | 11 | 0.02 |
| 991 = NEVER USED HEROIN..... | 56884 | 98.02 |
| 993 = DID NOT USE HEROIN IN THE PAST 12 MOS..... | 921 | 1.59 |
| 997 = REFUSED..... | 2 | 0.00 |
| 998 = BLANK (NO ANSWER)..... | 23 | 0.04 |

HRTOTFG

Len : 2 TRIMMING INDICATOR FOR HERYRTOT

| | Freq | Pct |
|--|-------|-------|
| 2 = Trimmed relative to the 30-day freq..... | 5 | 0.01 |
| 98 = BLANK (NO ANSWER)..... | 58029 | 99.99 |

HRFQFLG

Len : 2 TRIMMED HERYRTOT IF R USED < 12 MOS

| | Freq | Pct |
|---|-------|-------|
| 1 = Trimmed to be consistent with mo/yr of 1st use..... | 3 | 0.01 |
| 98 = BLANK (NO ANSWER)..... | 58031 | 99.99 |

HEROIN

Now think about the past 12 months, from [DATEFILL] through today. We want to know how many days you've used heroin during the past 12 months.

What would be the easiest way for you to tell us how many days you've used it?

(HEFRAME3)
HRBSTWAY

Len : 2 EASIEST WAY TO TELL US # DAYS USED HEROIN

| | Freq | Pct |
|---|-------|-------|
| 1 = Prefer to answer in days per week..... | 60 | 0.10 |
| 2 = Prefer to answer in days per month..... | 50 | 0.09 |
| 3 = Prefer to answer in days per year..... | 83 | 0.14 |
| 85 = BAD DATA Logically assigned..... | 11 | 0.02 |
| 91 = NEVER USED HEROIN..... | 56884 | 98.02 |
| 93 = DID NOT USE HEROIN IN THE PAST 12 MOS..... | 921 | 1.59 |
| 97 = REFUSED | 2 | 0.00 |
| 98 = BLANK (NO ANSWER) | 23 | 0.04 |

On how many days in the past 12 months did you use heroin?

(HEYRAVE)
HRDAYPYR

Len : 3 # DAYS USED HEROIN PAST 12 MONTHS

| | Freq | Pct |
|--|-------|-------|
| RANGE = 1 - 365 | 83 | 0.14 |
| 991 = NEVER USED HEROIN..... | 56884 | 98.02 |
| 993 = DID NOT USE HEROIN IN THE PAST 12 MOS..... | 921 | 1.59 |
| 997 = REFUSED | 2 | 0.00 |
| 998 = BLANK (NO ANSWER)..... | 34 | 0.06 |
| 999 = LEGITIMATE SKIP..... | 110 | 0.19 |

On average, how many days did you use heroin each month during the past 12 months?

(HEMNAVE)
HRDAYPMO

Len : 2 # DAYS PER MONTH USED HEROIN PAST 12 MONTHS

| | Freq | Pct |
|---|-------|-------|
| RANGE = 1 - 30..... | 50 | 0.09 |
| 85 = BAD DATA Logically assigned..... | 2 | 0.00 |
| 91 = NEVER USED HEROIN..... | 56884 | 98.02 |
| 93 = DID NOT USE HEROIN IN THE PAST 12 MOS..... | 921 | 1.59 |
| 97 = REFUSED | 2 | 0.00 |
| 98 = BLANK (NO ANSWER) | 32 | 0.06 |
| 99 = LEGITIMATE SKIP..... | 143 | 0.25 |

On average, how many days did you use heroin each week during the past 12 months?

(HEWKAVE)
HRDAYPWK

Len : 2 # DAYS PER WEEK USED HEROIN PAST 12 MONTHS

| | Freq | Pct |
|---|-------|-------|
| RANGE = 1 - 7..... | 60 | 0.10 |
| 85 = BAD DATA Logically assigned..... | 9 | 0.02 |
| 91 = NEVER USED HEROIN..... | 56884 | 98.02 |
| 93 = DID NOT USE HEROIN IN THE PAST 12 MOS..... | 921 | 1.59 |
| 97 = REFUSED | 2 | 0.00 |
| 98 = BLANK (NO ANSWER) | 25 | 0.04 |
| 99 = LEGITIMATE SKIP..... | 133 | 0.23 |

Think specifically about the past 30 days, from [DATEFILL] up to and including today. During the past 30 days, on how many days did you use heroin?

(HE06)
HER30USE

Len : 2 # DAYS USED HEROIN PAST 30 DAYS

| | Freq | Pct |
|--|-------|-------|
| RANGE = 1 - 30..... | 103 | 0.18 |
| 91 = NEVER USED HEROIN..... | 56884 | 98.02 |
| 93 = DID NOT USE HEROIN IN THE PAST 30 DAYS..... | 1011 | 1.74 |
| 94 = DON'T KNOW | 1 | 0.00 |
| 97 = REFUSED | 1 | 0.00 |
| 98 = BLANK (NO ANSWER) | 34 | 0.06 |

HEROIN

What is your best estimate of the number of days you used heroin during the past 30 days?

(HE06DKRE)
[HR30EST](#)

Len : 2 BEST EST. # DAYS USED HEROIN PAST 30 DAYS

| | Freq | Pct |
|--|-------------|------------|
| 2 = 3 to 5 days..... | 1 | 0.00 |
| 91 = NEVER USED HEROIN..... | 56884 | 98.02 |
| 93 = DID NOT USE HEROIN IN THE PAST 30 DAYS..... | 1011 | 1.74 |
| 97 = REFUSED | 1 | 0.00 |
| 98 = BLANK (NO ANSWER) | 34 | 0.06 |
| 99 = LEGITIMATE SKIP..... | 103 | 0.18 |

HALLUCINOGENS

HALLUCINOGENS

The next questions are about substances called hallucinogens. These drugs often cause people to see or experience things that are not real.

A list of some common hallucinogens is shown below. These and many other substances that people use as hallucinogens are often known by street names, and we can't list them all. Please take a moment to look at the substances listed below so you know what kind of drugs the next questions are about.

- LSD, also called 'acid'
- PCP, also called 'angel dust' or phencyclidine
- Peyote
- Mescaline
- Psilocybin
- 'Ecstasy' or 'Molly', also called MDMA
- Ketamine, also called 'Special K' or 'Super K'
- DMT, also called dimethyltryptamine
- AMT, also called alpha-methyltryptamine
- Foxy, also called 5-MeO-DIPT
- Salvia divinorum

Have you ever, even once, used LSD, also called 'acid'?

(LS01A, LSREF1)

| | | | | |
|--------------|---------|-------------------------------------|-------------|------------|
| <u>LS01A</u> | Len : 2 | EVER USED LSD ("ACID") | | |
| | | | Freq | Pct |
| | | 1 = Yes..... | 5402 | 9.31 |
| | | 2 = No..... | 3689 | 6.36 |
| | | 3 = Yes LOGICALLY ASSIGNED..... | 1 | 0.00 |
| | | 91 = NEVER USED HALLUCINOGENS | 48915 | 84.29 |
| | | 94 = DON'T KNOW..... | 25 | 0.04 |
| | | 97 = REFUSED | 2 | 0.00 |

Have you ever, even once, used PCP, also called 'angel dust' or phencyclidine?

(LS01B, LSREF2)

| | | | | |
|--------------|---------|---|-------------|------------|
| <u>LS01B</u> | Len : 2 | EVER USED PCP ("ANGEL DUST," PHENCYCLIDINE) | | |
| | | | Freq | Pct |
| | | 1 = Yes..... | 822 | 1.42 |
| | | 2 = No..... | 8272 | 14.25 |
| | | 3 = Yes LOGICALLY ASSIGNED..... | 1 | 0.00 |
| | | 91 = NEVER USED HALLUCINOGENS | 48915 | 84.29 |
| | | 94 = DON'T KNOW..... | 22 | 0.04 |
| | | 97 = REFUSED | 2 | 0.00 |

Have you ever, even once, used peyote?

(LS01C)

| | | | | |
|--------------|---------|-------------------------------------|-------------|------------|
| <u>LS01C</u> | Len : 2 | EVER USED PEYOTE | | |
| | | | Freq | Pct |
| | | 1 = Yes..... | 738 | 1.27 |
| | | 2 = No..... | 8345 | 14.38 |
| | | 3 = Yes LOGICALLY ASSIGNED..... | 1 | 0.00 |
| | | 91 = NEVER USED HALLUCINOGENS | 48915 | 84.29 |
| | | 94 = DON'T KNOW..... | 32 | 0.06 |
| | | 97 = REFUSED | 3 | 0.01 |

Have you ever, even once, used mescaline?

(LS01D)

| | | | | |
|--------------|---------|-------------------------------------|-------------|------------|
| <u>LS01D</u> | Len : 2 | EVER USED Mescaline | | |
| | | | Freq | Pct |
| | | 1 = Yes..... | 916 | 1.58 |
| | | 2 = No..... | 8169 | 14.08 |
| | | 91 = NEVER USED HALLUCINOGENS | 48915 | 84.29 |
| | | 94 = DON'T KNOW..... | 32 | 0.06 |
| | | 97 = REFUSED | 2 | 0.00 |

HALLUCINOGENS

Have you ever, even once, used psilocybin, found in mushrooms?

(LS01E)
PSILCY

Len : 2 EVER USED PSILOCYBIN (MUSHROOMS)

| | Freq | Pct |
|-------------------------------------|-------|-------|
| 1 = Yes..... | 5705 | 9.83 |
| 2 = No..... | 3324 | 5.73 |
| 3 = Yes LOGICALLY ASSIGNED..... | 41 | 0.07 |
| 91 = NEVER USED HALLUCINOGENS | 48915 | 84.29 |
| 94 = DON'T KNOW..... | 45 | 0.08 |
| 97 = REFUSED | 4 | 0.01 |

Have you ever, even once, used 'Ecstasy' or 'Molly,' also known as MDMA?

(LS01F, LSREF3)
ECSTMOLLY

Len : 2 EVER USED 'ECSTASY' OR 'MOLLY' (MDMA)

| | Freq | Pct |
|-------------------------------------|-------|-------|
| 1 = Yes..... | 4573 | 7.88 |
| 2 = No..... | 4520 | 7.79 |
| 3 = Yes LOGICALLY ASSIGNED..... | 2 | 0.00 |
| 91 = NEVER USED HALLUCINOGENS | 48915 | 84.29 |
| 94 = DON'T KNOW..... | 22 | 0.04 |
| 97 = REFUSED | 2 | 0.00 |

Have you ever, even once, used Ketamine, also called 'Special K' or 'Super K'?

(LS01I)
KETMINESK

Len : 2 EVER USED KETAMINE

| | Freq | Pct |
|--------------------------------|-------|-------|
| 1 = Yes..... | 971 | 1.67 |
| 2 = No..... | 8106 | 13.97 |
| 91 = NEVER USED KETAMINE | 48915 | 84.29 |
| 94 = DON'T KNOW..... | 37 | 0.06 |
| 97 = REFUSED | 5 | 0.01 |

Have you ever, even once, used any of the following:

DMT, also called dimethyltryptamine,
AMT, also called alpha-methyltryptamine, or
Foxy, also called 5-MeO-DIPT?

(LS01J)
DMTAMTFXY

Len : 2 EVER USED DMT, AMT, FOXY

| | Freq | Pct |
|-------------------------------------|-------|-------|
| 1 = Yes..... | 818 | 1.41 |
| 2 = No..... | 8252 | 14.22 |
| 3 = Yes LOGICALLY ASSIGNED..... | 3 | 0.01 |
| 91 = NEVER USED DMT, AMT, FOXY..... | 48915 | 84.29 |
| 94 = DON'T KNOW..... | 40 | 0.07 |
| 97 = REFUSED | 6 | 0.01 |

Have you ever, even once, used Salvia divinorum?

(LS01K)
SALVIADIV

Len : 2 EVER USED SALVIA DIVINORUM

| | Freq | Pct |
|--|-------|-------|
| 1 = Yes..... | 1163 | 2.00 |
| 2 = No..... | 7905 | 13.62 |
| 91 = NEVER USED SALVIA DIVINORUM | 48915 | 84.29 |
| 94 = DON'T KNOW..... | 46 | 0.08 |
| 97 = REFUSED | 5 | 0.01 |

HALLUCINOGENS

NOTE: HALLUCOTH was assigned a code of 5 (see documentation below) when either of the following occurred: (a) the only hallucinogens that were used in the respondent's lifetime were LSD, PCP, Ecstasy, ketamine, DMT/AMT/Foxy, or Salvia divinorum but the respondent reported more recent use of any hallucinogen than was reported for these six hallucinogens; or (b) the only hallucinogens that were used in the respondent's lifetime were LSD, PCP, Ecstasy but the respondent reported earlier initiation of any hallucinogen than was reported for these three hallucinogens.

Have you ever, even once used any other hallucinogens besides the ones that have been listed?

(LS01H)

HALLUCOTH

Len : 2 EVER USED OTHER HALLUCINOGEN

| | Freq | Pct |
|---|-------------|------------|
| 1 = Yes..... | 582 | 1.00 |
| 2 = No..... | 8412 | 14.49 |
| 5 = Yes (specific hallucinogen unknown) LOG ASSN..... | 46 | 0.08 |
| 91 = NEVER USED HALLUCINOGENS | 48915 | 84.29 |
| 94 = DON'T KNOW | 71 | 0.12 |
| 97 = REFUSED | 8 | 0.01 |

HALLUCINOGENS

(LS01SC1)
HALLUCOT1

Len : 4 OTHER HALLUCINOGEN - SPECIFY 1

| | Freq | Pct |
|--|------|------|
| 116 = Methaqualone, Sopor, Quaalude | 3 | 0.01 |
| 145 = Red devil(s)..... | 1 | 0.00 |
| 157 = Barbiturates..... | 1 | 0.00 |
| 171 = NyQuil <OTC> | 1 | 0.00 |
| 174 = Ambien | 4 | 0.01 |
| 187 = Belladonna plant/flower/root, deadly nightshade | 1 | 0.00 |
| 209 = Xanax..... | 1 | 0.00 |
| 322 = Methamphetamine ("ice" or "crank"), Meth..... | 7 | 0.01 |
| 355 = Crystal meth, crystal methamphetamine | 2 | 0.00 |
| 423 = Percocet | 1 | 0.00 |
| 501 = Gasoline or lighter fluids..... | 4 | 0.01 |
| 503 = Other aerosol sprays..... | 4 | 0.01 |
| 504 = Shoeshine liquid, glue, or toluene | 4 | 0.01 |
| 506 = Amyl nitrite,"poppers,"locker room odorizer,"rush" | 3 | 0.01 |
| 508 = Nitrous oxide, "whippits," dentist gas | 11 | 0.02 |
| 510 = OTHER Inhalant, NOT OTHERWISE SPECIFIED | 1 | 0.00 |
| 539 = Scotch-Gard..... | 1 | 0.00 |
| 592 = Computer air duster, computer cleaner, dust-off..... | 3 | 0.01 |
| 599 = Potpourri | 1 | 0.00 |
| 601 = LSD ("acid")..... | 42 | 0.07 |
| 602 = Peyote..... | 3 | 0.01 |
| 603 = Mescaline..... | 3 | 0.01 |
| 604 = Psilocybin (mushrooms), sclerotia, shrooms | 53 | 0.09 |
| 605 = PCP ("angel dust," phencyclidine)..... | 2 | 0.00 |
| 606 = "Ecstasy" (MDMA), X-TC, "X" | 2 | 0.00 |
| 607 = OTHER Hallucinogen, NOT OTHERWISE SPECIFIED..... | 77 | 0.13 |
| 609 = Jimson weed | 1 | 0.00 |
| 612 = Happy stick, sherm, sherman, shermstick | 1 | 0.00 |
| 614 = MDA, Methylenedioxy amphetamine..... | 3 | 0.01 |
| 616 = DET, Dimethyltryptamine, DMT..... | 8 | 0.01 |
| 617 = Morning glory seeds, morning glory tendrils, ricea..... | 5 | 0.01 |
| 618 = Acid paper, blotter (acid) | 1 | 0.00 |
| 622 = Microdot(s), green microdot, purple microdot | 4 | 0.01 |
| 625 = Window, window pane, 4-way pane, 4-way | 2 | 0.00 |
| 627 = Hawaiian wood rose, Hawaiian Woodrow seeds | 3 | 0.01 |
| 636 = DOM, STP | 1 | 0.00 |
| 637 = Purple haze | 2 | 0.00 |
| 639 = Nutmeg, Mace..... | 6 | 0.01 |
| 648 = Designer drugs | 1 | 0.00 |
| 650 = Datura stramonium, daytura, thorn apple..... | 3 | 0.01 |
| 658 = Special K, Ketamine | 1 | 0.00 |
| 660 = Bufotenin, toad, toad licking..... | 2 | 0.00 |
| 673 = Orange | 1 | 0.00 |
| 698 = 2C-B, Bromo mescaline, Nexus..... | 30 | 0.05 |
| 703 = Opium, otherwise unspecified..... | 2 | 0.00 |
| 802 = THC, cannabinal, marinol, tetrahydrocannabinol | 1 | 0.00 |
| 803 = Marijuana, MarrJane, Mary Jane, MJ, pot, weed | 4 | 0.01 |
| 804 = Hashish | 1 | 0.00 |
| 809 = Pills..... | 1 | 0.00 |
| 818 = Nicotine | 1 | 0.00 |
| 829 = Robitussin DM <OTC> | 5 | 0.01 |
| 852 = Formaldehyde, wak, whack (embalming fluid)..... | 1 | 0.00 |
| 857 = Wicki stick..... | 1 | 0.00 |
| 883 = Dextromethorphan hydrobromide <OTC>..... | 10 | 0.02 |
| 885 = Drixoral <OTC> | 1 | 0.00 |
| 900 = Not a drug..... | 1 | 0.00 |
| 1001 = Benadryl, Diphenhydramine <OTC>..... | 3 | 0.01 |
| 1501 = Zolpidem..... | 1 | 0.00 |
| 3051 = Betel nut, beetlenut | 1 | 0.00 |
| 3052 = Speed, otherwise unspecified..... | 1 | 0.00 |
| 3116 = MCAT, Mephedrone..... | 1 | 0.00 |
| 4046 = Oxycodone..... | 1 | 0.00 |
| 5053 = Electrical parts cleaner, electronics cleaner..... | 1 | 0.00 |
| 6005 = Sassafras, sassafras tea..... | 7 | 0.01 |
| 6008 = 8-Ball | 1 | 0.00 |
| 6029 = DXM..... | 22 | 0.04 |
| 6043 = Diviner's sage, Salvia divinorum..... | 1 | 0.00 |
| 6048 = Dex | 1 | 0.00 |
| 6056 = Wet | 1 | 0.00 |
| 6062 = Madderwort, wormwood..... | 1 | 0.00 |
| 6074 = LSA | 14 | 0.02 |
| 6077 = San Pedro..... | 2 | 0.00 |

HALLUCINOGENS

| | | |
|---|-------|-------|
| 6083 = CCC, "Triple C," C3 <OTC>..... | 8 | 0.01 |
| 6087 = Ibogaine | 1 | 0.00 |
| 6088 = Brugmansia | 1 | 0.00 |
| 6100 = 2C-T-7, T7, blue mystic..... | 1 | 0.00 |
| 6102 = Absinthe..... | 3 | 0.01 |
| 6103 = Ayahuasca, Yahe | 25 | 0.04 |
| 6114 = Molly, not otherwise specified..... | 1 | 0.00 |
| 6118 = Adrenochrome | 1 | 0.00 |
| 6121 = Cactus, specifically not peyote..... | 2 | 0.00 |
| 6126 = 2,5-Dimethoxy-4-iodophenethylamine, 2C-I | 16 | 0.03 |
| 6127 = Skittles..... | 1 | 0.00 |
| 6138 = 2C-E, 2-5-Dimethoxy-4-ethyl-phenethylamine..... | 13 | 0.02 |
| 6141 = DPT, Dipropyltryptamine | 2 | 0.00 |
| 6146 = 5-MeO, otherwise unspecified | 1 | 0.00 |
| 6171 = 4-acetoxy-N,N-dimethyltryptamine, 4-AcO-DMT..... | 5 | 0.01 |
| 6173 = 2,5-dimethoxy-4-bromoamphetamine, DOB..... | 2 | 0.00 |
| 6181 = 4-HO-MET, 4-Hydroxy-N-methyl-N-ethyltryptamine..... | 1 | 0.00 |
| 6182 = 2C-P, 4-Propyl-2,5-dimethoxyphenethylamine..... | 6 | 0.01 |
| 6185 = 25I-NBOMe, 2C-I-NBOMe, BOM-CI, Cimbi-5..... | 15 | 0.03 |
| 6186 = 3-MeO-2-Oxo-PCE, MXE, Methoxetamine | 1 | 0.00 |
| 6203 = NBOMe; otherwise unspecified..... | 5 | 0.01 |
| 6206 = Blue Egyptian lotus, blue lotus | 1 | 0.00 |
| 6209 = 1P-LSD..... | 1 | 0.00 |
| 6220 = ETH-LAD..... | 2 | 0.00 |
| 6225 = DCK, Deschloroketamine | 1 | 0.00 |
| 6228 = Synthetic hallucinogen; otherwise unspecified | 1 | 0.00 |
| 6232 = 2-FDCK, 2-Fluorodeschloroketamine, Fluoroketamine | 1 | 0.00 |
| 6237 = Datura inoxia | 1 | 0.00 |
| 8012 = Coriciden <OTC> | 4 | 0.01 |
| 8058 = Cough medicine/syrup, type unspecified | 4 | 0.01 |
| 8110 = Over-the-counter drug/pills, type unspecified..... | 1 | 0.00 |
| 8202 = Intal, Nasalcrom..... | 1 | 0.00 |
| 8214 = Robo, robo tripping..... | 2 | 0.00 |
| 8237 = Kratom..... | 1 | 0.00 |
| 8280 = Mucinex-DM <OTC> | 1 | 0.00 |
| 8283 = Synthetic cannabinoids (eg, K2, Spice, JWH-018) | 16 | 0.03 |
| 8293 = Lean (Promethazine w/codeine mixed w/Sprite)..... | 1 | 0.00 |
| 8315 = Synthetic cannabis, otherwise unspecified | 2 | 0.00 |
| 8379 = Dabs/dabbing | 1 | 0.00 |
| 8381 = Vapor/vape juice; route of use unspecified | 1 | 0.00 |
| 8389 = CBD oil, Hemp oil (not marijuana) <OTC>..... | 2 | 0.00 |
| 8446 = Edibles, not otherwise specified..... | 1 | 0.00 |
| 8545 = Dimenhydrinate,Dramamine,sea/motion sickness <OTC> | 2 | 0.00 |
| 9985 = BAD DATA Logically assigned | 11 | 0.02 |
| 9991 = NEVER USED HALLUCINOGENS | 48915 | 84.29 |
| 9997 = REFUSED | 21 | 0.04 |
| 9998 = BLANK (NO ANSWER)..... | 117 | 0.20 |
| 9999 = LEGITIMATE SKIP..... | 8412 | 14.49 |

HALLUCINOGENS

(LS01SC2)
HALLUCOT2

Len : 4 OTHER HALLUCINOGEN - SPECIFY 2

| | Freq | Pct |
|--|-------|-------|
| 187 = Belladonna plant/flower/root, deadly nightshade..... | 1 | 0.00 |
| 209 = Xanax..... | 1 | 0.00 |
| 423 = Percocet..... | 1 | 0.00 |
| 504 = Shoeshine liquid, glue, or toluene..... | 3 | 0.01 |
| 507 = Halothane, ether, or other anesthetics; chloroform..... | 1 | 0.00 |
| 508 = Nitrous oxide, "whippits," dentist gas..... | 4 | 0.01 |
| 510 = OTHER Inhalant, NOT OTHERWISE SPECIFIED..... | 1 | 0.00 |
| 601 = LSD ("acid")..... | 2 | 0.00 |
| 604 = Psilocybin (mushrooms), sclerotia, shrooms..... | 6 | 0.01 |
| 605 = PCP ("angel dust," phencyclidine)..... | 1 | 0.00 |
| 607 = OTHER Hallucinogen, NOT OTHERWISE SPECIFIED..... | 21 | 0.04 |
| 614 = MDA, Methylenedioxy amphetamine..... | 1 | 0.00 |
| 617 = Morning glory seeds, morning glory tendrils, ricea..... | 3 | 0.01 |
| 618 = Acid paper, blotter (acid)..... | 1 | 0.00 |
| 622 = Microdot(s), green microdot, purple microdot..... | 1 | 0.00 |
| 625 = Window, window pane, 4-way pane, 4-way..... | 1 | 0.00 |
| 637 = Purple haze..... | 1 | 0.00 |
| 650 = Datura stramonium, daytura, thorn apple..... | 3 | 0.01 |
| 678 = Banana peels..... | 1 | 0.00 |
| 698 = 2C-B, Bromo mescaline, Nexus..... | 4 | 0.01 |
| 803 = Marijuana, MarrJane, Mary Jane, MJ, pot, weed..... | 1 | 0.00 |
| 805 = Cocaine, coca, cocaina, coke, perico..... | 1 | 0.00 |
| 809 = Pills..... | 1 | 0.00 |
| 829 = Robitussin DM <OTC>..... | 2 | 0.00 |
| 852 = Formaldehyde, wak, whack (embalming fluid)..... | 1 | 0.00 |
| 883 = Dextromethorphan hydrobromide <OTC>..... | 3 | 0.01 |
| 1001 = Benadryl, Diphenhydramine <OTC>..... | 1 | 0.00 |
| 3017 = Dayquil <OTC>..... | 1 | 0.00 |
| 3023 = Adderall..... | 1 | 0.00 |
| 5053 = Electrical parts cleaner, electronics cleaner..... | 1 | 0.00 |
| 6005 = Sassafras, sassafras tea..... | 1 | 0.00 |
| 6029 = DXM..... | 8 | 0.01 |
| 6061 = 5-MeO-DMT..... | 1 | 0.00 |
| 6074 = LSA..... | 3 | 0.01 |
| 6083 = CCC, "Triple C," C3 <OTC>..... | 1 | 0.00 |
| 6088 = Brugmansia..... | 1 | 0.00 |
| 6100 = 2C-T-7, T7, blue mystic..... | 1 | 0.00 |
| 6103 = Ayahuasca, Yahe..... | 1 | 0.00 |
| 6126 = 2,5-Dimethoxy-4-iodophenethylamine, 2C-I..... | 6 | 0.01 |
| 6132 = Amanita mushrooms, fly agaric, muscimol..... | 1 | 0.00 |
| 6137 = Harmaline..... | 1 | 0.00 |
| 6138 = 2C-E, 2-5-Dimethoxy-4-ethyl-phenethylamine..... | 6 | 0.01 |
| 6171 = 4-acetoxy-N,N-dimethyltryptamine, 4-AcO-DMT..... | 1 | 0.00 |
| 6173 = 2,5-dimethoxy-4-bromoamphetamine, DOB..... | 1 | 0.00 |
| 6182 = 2C-P, 4-Propyl-2,5-dimethoxyphenethylamine..... | 2 | 0.00 |
| 6185 = 25I-NBOMe, 2C-I-NBOMe, BOM-CI, Cimbi-5..... | 9 | 0.02 |
| 6186 = 3-MeO-2-Oxo-PCE, MXE, Methoxetamine..... | 3 | 0.01 |
| 6202 = 4-Acetoxy-MET, 4-AcO-MET, Metacetin..... | 1 | 0.00 |
| 6220 = ETH-LAD..... | 1 | 0.00 |
| 6225 = DCK, Deschloroketamine..... | 1 | 0.00 |
| 8012 = Coriciden <OTC>..... | 1 | 0.00 |
| 8058 = Cough medicine/syrup, type unspecified..... | 3 | 0.01 |
| 8137 = 5-HTP, 5-hydroxytryptophan <OTC>..... | 1 | 0.00 |
| 8237 = Kratom..... | 2 | 0.00 |
| 8283 = Synthetic cannabinoids (eg, K2, Spice, JWH-018)..... | 1 | 0.00 |
| 8293 = Lean (Promethazine w/codeine mixed w/Sprite)..... | 1 | 0.00 |
| 8315 = Synthetic cannabis, otherwise unspecified..... | 1 | 0.00 |
| 8381 = Vapor/vape juice; route of use unspecified..... | 1 | 0.00 |
| 8389 = CBD oil, Hemp oil (not marijuana) <OTC>..... | 1 | 0.00 |
| 8427 = Energy drink; product unspecified..... | 1 | 0.00 |
| 8430 = Batrachotoxin; source unspecified..... | 1 | 0.00 |
| 8545 = Dimenhydrinate, Dramamine, sea/motion sickness <OTC>..... | 1 | 0.00 |
| 9985 = BAD DATA Logically assigned..... | 12 | 0.02 |
| 9991 = NEVER USED HALLUCINOGENS..... | 48915 | 84.29 |
| 9997 = REFUSED..... | 9 | 0.02 |
| 9998 = BLANK (NO ANSWER)..... | 550 | 0.95 |
| 9999 = LEGITIMATE SKIP..... | 8412 | 14.49 |

HALLUCINOGENS

(LS01SC3)
HALLUCOT3

Len : 4 OTHER HALLUCINOGEN - SPECIFY 3

| | Freq | Pct |
|--|-------|-------|
| 508 = Nitrous oxide, "whippits," dentist gas | 2 | 0.00 |
| 520 = Old paint, paint | 1 | 0.00 |
| 604 = Psilocybin (mushrooms), sclerotia, shrooms | 1 | 0.00 |
| 606 = "Ecstasy" (MDMA), X-TC, "X" | 1 | 0.00 |
| 607 = OTHER Hallucinogen, NOT OTHERWISE SPECIFIED | 8 | 0.01 |
| 614 = MDA, Methylenedioxy amphetamine | 3 | 0.01 |
| 616 = DET, Dimethyltryptamine, DMT | 1 | 0.00 |
| 617 = Morning glory seeds, morning glory tendrils, ricea | 1 | 0.00 |
| 618 = Acid paper, blotter (acid) | 1 | 0.00 |
| 658 = Special K, Ketamine | 1 | 0.00 |
| 698 = 2C-B, Bromo mescaline, Nexus | 3 | 0.01 |
| 883 = Dextromethorphan hydrobromide <OTC> | 1 | 0.00 |
| 6071 = Sinicuichi | 1 | 0.00 |
| 6074 = LSA | 3 | 0.01 |
| 6126 = 2,5-Dimethoxy-4-iodophenethylamine, 2C-I | 5 | 0.01 |
| 6130 = 5-MeO-DiPT, foxy methoxy | 1 | 0.00 |
| 6134 = Anadenanthera colubrina, cohoba, vilca | 1 | 0.00 |
| 6138 = 2C-E, 2-5-Dimethoxy-4-ethyl-phenethylamine | 5 | 0.01 |
| 6189 = 25C-NBOMe, 2C-C-NBOMe, NBOMe-2C-C, N-Bomb | 1 | 0.00 |
| 6200 = AL-LAD, 6-allyl-6-nor-LSD | 1 | 0.00 |
| 6203 = NBOMe; otherwise unspecified | 1 | 0.00 |
| 6225 = DCK, Deschloroketamine | 1 | 0.00 |
| 6229 = LSD analogue; otherwise unspecified | 1 | 0.00 |
| 8293 = Lean (Promethazine w/codeine mixed w/Sprite) | 1 | 0.00 |
| 8301 = Bath salts/synthetic cathinone; otherwise unspcfd | 1 | 0.00 |
| 8546 = Scopolamine | 1 | 0.00 |
| 9985 = BAD DATA Logically assigned | 1 | 0.00 |
| 9991 = NEVER USED HALLUCINOGENS | 48915 | 84.29 |
| 9997 = REFUSED | 9 | 0.02 |
| 9998 = BLANK (NO ANSWER) | 649 | 1.12 |
| 9999 = LEGITIMATE SKIP | 8412 | 14.49 |

(LS01SC4)
HALLUCOT4

Len : 4 OTHER HALLUCINOGEN - SPECIFY 4

| | Freq | Pct |
|--|-------|-------|
| 607 = OTHER Hallucinogen, NOT OTHERWISE SPECIFIED | 4 | 0.01 |
| 624 = Orange sunshine, sunshine, yellow sunshine | 1 | 0.00 |
| 648 = Designer drugs | 1 | 0.00 |
| 4502 = Norco | 1 | 0.00 |
| 6074 = LSA | 1 | 0.00 |
| 6100 = 2C-T-7, T7, blue mystic | 2 | 0.00 |
| 6126 = 2,5-Dimethoxy-4-iodophenethylamine, 2C-I | 1 | 0.00 |
| 6135 = 5-MeO-AMT | 1 | 0.00 |
| 6138 = 2C-E, 2-5-Dimethoxy-4-ethyl-phenethylamine | 1 | 0.00 |
| 6185 = 25I-NBOMe, 2C-I-NBOMe, BOM-CI, Cimi-5 | 2 | 0.00 |
| 8283 = Synthetic cannabinoids (eg, K2, Spice, JWH-018) | 1 | 0.00 |
| 8368 = alpha-PVP, alpha-Pyrrolidinopentiophenone | 1 | 0.00 |
| 9985 = BAD DATA Logically assigned | 2 | 0.00 |
| 9991 = NEVER USED HALLUCINOGENS | 48915 | 84.29 |
| 9997 = REFUSED | 8 | 0.01 |
| 9998 = BLANK (NO ANSWER) | 680 | 1.17 |
| 9999 = LEGITIMATE SKIP | 8412 | 14.49 |

HALLUCINOGENS

(LS01SC5)
HALLUCOT5

Len : 4 OTHER HALLUCINOGEN - SPECIFY 5

| | Freq | Pct |
|--|-------|-------|
| 607 = OTHER Hallucinogen, NOT OTHERWISE SPECIFIED..... | 1 | 0.00 |
| 648 = Designer drugs..... | 1 | 0.00 |
| 806 = Crack, rock..... | 1 | 0.00 |
| 883 = Dextromethorphan hydrobromide <OTC>..... | 1 | 0.00 |
| 6061 = 5-MeO-DMT..... | 1 | 0.00 |
| 6074 = LSA..... | 1 | 0.00 |
| 6138 = 2C-E, 2-5-Dimethoxy-4-ethyl-phenethylamine..... | 1 | 0.00 |
| 6140 = MiPT, N-methyl-N-isopropyltryptamine..... | 1 | 0.00 |
| 6189 = 25C-NBOMe, 2C-C-NBOMe, NBOMe-2C-C, N-Bomb..... | 1 | 0.00 |
| 6209 = 1P-LSD..... | 1 | 0.00 |
| 9991 = NEVER USED HALLUCINOGENS..... | 48915 | 84.29 |
| 9997 = REFUSED..... | 9 | 0.02 |
| 9998 = BLANK (NO ANSWER)..... | 688 | 1.19 |
| 9999 = LEGITIMATE SKIP..... | 8412 | 14.49 |

How old were you the first time you used [LSFILL]?

(LS02)
HALLUCAGE

Len : 3 AGE WHEN FIRST USED HALLUCINOGENS

| | Freq | Pct |
|--|-------|-------|
| RANGE = 1 - 68..... | 8898 | 15.33 |
| 985 = BAD DATA Logically assigned..... | 19 | 0.03 |
| 991 = NEVER USED HALLUCINOGENS..... | 48915 | 84.29 |
| 994 = DON'T KNOW..... | 49 | 0.08 |
| 997 = REFUSED..... | 25 | 0.04 |
| 998 = BLANK (NO ANSWER)..... | 128 | 0.22 |

(DMTAMTFXY, ECSTMOLLY, HALLUCOTH, KETMINESK, LSD, MESC, PCP, PEYOTE, PSILCY, SALVIADIV)
HALLUCEVR

Len : 2 EVER USED HALLUCINOGENS

| | Freq | Pct |
|------------------------------------|-------|-------|
| 1 = Yes..... | 8989 | 15.49 |
| 91 = NEVER USED HALLUCINOGENS..... | 48915 | 84.29 |
| 97 = REFUSED..... | 2 | 0.00 |
| 98 = BLANK (NO ANSWER)..... | 128 | 0.22 |

Did you first use [LSFILL] in [CURRENT YEAR - 1] or [CURRENT YEAR]?

Did you first use [LSFILL] in [CURRENT YEAR - 2] or [CURRENT YEAR - 1]?

In what month in [CURRENT YEAR] did you first use [LSFILL]?

(LS03A, LS03B, LS03C)

HALLUCYFU

Len : 4 YEAR OF FIRST HALLUCINOGEN USE - RECODE

| | Freq | Pct |
|--|-------|-------|
| RANGE = 2019 - 2021..... | 709 | 1.22 |
| 9985 = BAD DATA Logically assigned..... | 51 | 0.09 |
| 9989 = LEGITIMATE SKIP Logically assigned..... | 120 | 0.21 |
| 9991 = NEVER USED HALLUCINOGENS..... | 48915 | 84.29 |
| 9994 = DON'T KNOW..... | 50 | 0.09 |
| 9997 = REFUSED..... | 26 | 0.04 |
| 9998 = BLANK (NO ANSWER)..... | 129 | 0.22 |
| 9999 = LEGITIMATE SKIP..... | 8034 | 13.84 |

HALLUCINOGENS

In what month in [CURRENT YEAR] did you first use [LSFILL]?

In what month in [YEAR FROM LS03a or LS03b] did you first use [LSFILL]?

(LS03C, LS03D)

HALLUCMFU

Len : 2 MONTH OF FIRST HALLUCINOGEN USE - RECODE

| | Freq | Pct |
|--|-------|-------|
| 1 = January..... | 65 | 0.11 |
| 2 = February..... | 33 | 0.06 |
| 3 = March..... | 78 | 0.13 |
| 4 = April..... | 50 | 0.09 |
| 5 = May..... | 43 | 0.07 |
| 6 = June..... | 73 | 0.13 |
| 7 = July..... | 89 | 0.15 |
| 8 = August..... | 55 | 0.09 |
| 9 = September..... | 36 | 0.06 |
| 10 = October..... | 59 | 0.10 |
| 11 = November..... | 50 | 0.09 |
| 12 = December..... | 49 | 0.08 |
| 85 = BAD DATA Logically assigned..... | 51 | 0.09 |
| 89 = LEGITIMATE SKIP Logically assigned..... | 120 | 0.21 |
| 91 = NEVER USED HALLUCINOGENS..... | 48915 | 84.29 |
| 94 = DON'T KNOW..... | 74 | 0.13 |
| 97 = REFUSED..... | 31 | 0.05 |
| 98 = BLANK (NO ANSWER)..... | 129 | 0.22 |
| 99 = LEGITIMATE SKIP..... | 8034 | 13.84 |

How long has it been since you last used [LSFILL]?

(LSLAST, LSRECDK, LSRECRE)

HALLUCREC

Len : 2 TIME SINCE LAST USED HALLUCINOGENS

| | Freq | Pct |
|--|-------|-------|
| 1 = Within the past 30 days..... | 514 | 0.89 |
| 2 = More than 30 days ago but within the past 12 mos..... | 1417 | 2.44 |
| 3 = More than 12 months ago..... | 6885 | 11.86 |
| 8 = Used at some point in the past 12 mos LOG ASSN..... | 48 | 0.08 |
| 9 = Used at some point in lifetime LOG ASSN..... | 96 | 0.17 |
| 11 = Used in the past 30 days LOGICALLY ASSIGNED..... | 14 | 0.02 |
| 12 = Used >30 days ago but within pst 12 mos LOG ASSN..... | 14 | 0.02 |
| 13 = More than 12 months ago LOGICALLY ASSIGNED..... | 1 | 0.00 |
| 91 = NEVER USED HALLUCINOGENS..... | 48915 | 84.29 |
| 97 = REFUSED..... | 2 | 0.00 |
| 98 = BLANK (NO ANSWER)..... | 128 | 0.22 |

(TOTALL)

HALLUCYFQ

Len : 3 TOTAL # OF DAYS USED HALLUCINOGENS IN PAST 12 MOS

| | Freq | Pct |
|---|-------|-------|
| RANGE = 1 - 365..... | 1964 | 3.38 |
| 985 = BAD DATA Logically assigned..... | 12 | 0.02 |
| 991 = NEVER USED HALLUCINOGENS..... | 48915 | 84.29 |
| 993 = DID NOT USE HALLUCINOGENS IN THE PAST 12 MOS..... | 6886 | 11.87 |
| 994 = DON'T KNOW..... | 9 | 0.02 |
| 997 = REFUSED..... | 4 | 0.01 |
| 998 = BLANK (NO ANSWER)..... | 244 | 0.42 |

HALTOTFG

Len : 2 TRIMMING INDICATOR FOR HALLUCYFQ

| | Freq | Pct |
|--|-------|-------|
| 2 = Trimmed relative to the 30-day freq..... | 2 | 0.00 |
| 98 = BLANK (NO ANSWER)..... | 58032 | 100.0 |

HALFQFLG

Len : 2 TRIMMED HALLUCYFQ IF R USED < 12 MOS

| | Freq | Pct |
|---|-------|-------|
| 1 = Trimmed to be consistent with mo/yr of 1st use..... | 62 | 0.11 |
| 98 = BLANK (NO ANSWER)..... | 57972 | 99.89 |

HALLUCINOGENS

Now think about the past 12 months, from [DATEFILL] through today. We want to know how many days you've used [LSFILL] during the past 12 months.

What would be the easiest way for you to tell us how many days you've used it?

(LSFRAME3, LSFRAME4, LSFRAME5, LSFRAME6)

HALLEASWY

Len : 2 EASIEST WAY TO TELL US # DAYS USED HALLUCINOGEN

| | Freq | Pct |
|--|-------|-------|
| 1 = Prefer to answer in days per week..... | 125 | 0.22 |
| 2 = Prefer to answer in days per month..... | 246 | 0.42 |
| 3 = Prefer to answer in days per year..... | 1590 | 2.74 |
| 11 = Prefer to ans in days per wk LOG ASSN..... | 1 | 0.00 |
| 12 = Prefer to ans in days per mo LOG ASSN..... | 2 | 0.00 |
| 13 = Prefer to ans in days per yr LOG ASSN..... | 12 | 0.02 |
| 85 = BAD DATA Logically assigned..... | 12 | 0.02 |
| 91 = NEVER USED HALLUCINOGENS..... | 48915 | 84.29 |
| 93 = DID NOT USE HALLUCINOGENS IN THE PAST 12 MOS..... | 6886 | 11.87 |
| 97 = REFUSED..... | 1 | 0.00 |
| 98 = BLANK (NO ANSWER)..... | 244 | 0.42 |

On how many days in the past 12 months did you use [LSFILL]?

(LSYRAV2, LSYRAV3, LSYRAV4, LSYRAVE)

HALLDYSYR

Len : 3 # DAYS USED HALLUCINOGEN PAST 12 MONTHS

| | Freq | Pct |
|---|-------|-------|
| RANGE = 1 - 365..... | 1599 | 2.76 |
| 985 = BAD DATA Logically assigned..... | 11 | 0.02 |
| 989 = LEGITIMATE SKIP Logically assigned..... | 4 | 0.01 |
| 991 = NEVER USED HALLUCINOGENS..... | 48915 | 84.29 |
| 993 = DID NOT USE HALLUCINOGENS IN THE PAST 12 MOS..... | 6886 | 11.87 |
| 994 = DON'T KNOW..... | 5 | 0.01 |
| 998 = BLANK (NO ANSWER)..... | 244 | 0.42 |
| 999 = LEGITIMATE SKIP..... | 370 | 0.64 |

On average, how many days did you use [LSFILL] each month during the past 12 months?

(LSMONAV2, LSMONAV3, LSMONAV4, LSMONAVE)

HALLDYPMO

Len : 2 # DAYS PER MONTH USED HALLUCINOGEN PAST 12 MONTHS

| | Freq | Pct |
|--|-------|-------|
| RANGE = 1 - 30..... | 247 | 0.43 |
| 85 = BAD DATA Logically assigned..... | 2 | 0.00 |
| 89 = LEGITIMATE SKIP Logically assigned..... | 1 | 0.00 |
| 91 = NEVER USED HALLUCINOGENS..... | 48915 | 84.29 |
| 93 = DID NOT USE HALLUCINOGENS IN THE PAST 12 MOS..... | 6886 | 11.87 |
| 94 = DON'T KNOW..... | 6 | 0.01 |
| 98 = BLANK (NO ANSWER)..... | 254 | 0.44 |
| 99 = LEGITIMATE SKIP..... | 1723 | 2.97 |

On average, how many days did you use [LSFILL] each week during the past 12 months?

(LSWKAV2, LSWKAV3, LSWKAV4, LSWKAVE)

HALLDYPWK

Len : 2 # DAYS PER WEEK USED HALLUCINOGEN PAST 12 MONTHS

| | Freq | Pct |
|--|-------|-------|
| RANGE = 1 - 7..... | 119 | 0.21 |
| 85 = BAD DATA Logically assigned..... | 3 | 0.01 |
| 91 = NEVER USED HALLUCINOGENS..... | 48915 | 84.29 |
| 93 = DID NOT USE HALLUCINOGENS IN THE PAST 12 MOS..... | 6886 | 11.87 |
| 94 = DON'T KNOW..... | 9 | 0.02 |
| 97 = REFUSED..... | 4 | 0.01 |
| 98 = BLANK (NO ANSWER)..... | 253 | 0.44 |
| 99 = LEGITIMATE SKIP..... | 1845 | 3.18 |

HALLUCINOGENS

Think specifically about the past 30 days, from [DATEFILL] up to and including today. During the past 30 days, on how many days did you use [LSFILL]?

(LS04, LS30, LS31, LS32)

HALLUC30N

Len : 2 # DAYS USED HALLUCINOGEN PAST 30 DAYS

| | Freq | Pct |
|--|-------|-------|
| RANGE = 1 - 30 | 517 | 0.89 |
| 85 = BAD DATA Logically assigned | 23 | 0.04 |
| 91 = NEVER USED HALLUCINOGENS | 48915 | 84.29 |
| 93 = DID NOT USE HALLUCINOGENS IN THE PAST 30 DAYS | 8317 | 14.33 |
| 94 = DON'T KNOW | 1 | 0.00 |
| 97 = REFUSED | 1 | 0.00 |
| 98 = BLANK (NO ANSWER) | 260 | 0.45 |

What is your best estimate of the number of days you used [LSFILL] during the past 30 days?

(LS04DKRE, LS30DKRE, LS31DKRE, LS32DKRE)

HALLUC30E

Len : 2 BEST EST. # DAYS USED HALLUCINOGENS PAST 30 DAYS

| | Freq | Pct |
|--|-------|-------|
| 1 = 1 or 2 days | 1 | 0.00 |
| 6 = All 30 days..... | 1 | 0.00 |
| 85 = BAD DATA Logically assigned | 2 | 0.00 |
| 91 = NEVER USED HALLUCINOGENS | 48915 | 84.29 |
| 93 = DID NOT USE HALLUCINOGENS IN THE PAST 30 DAYS | 8317 | 14.33 |
| 98 = BLANK (NO ANSWER) | 281 | 0.48 |
| 99 = LEGITIMATE SKIP..... | 517 | 0.89 |

Now think only about LSD. How old were you the first time you used LSD?

(LS05)

LSDAGE

Len : 3 AGE WHEN FIRST USED LSD

| | Freq | Pct |
|---|-------|-------|
| RANGE = 1 - 53 | 5328 | 9.18 |
| 985 = BAD DATA Logically assigned | 10 | 0.02 |
| 991 = NEVER USED LSD | 52604 | 90.64 |
| 994 = DON'T KNOW | 39 | 0.07 |
| 997 = REFUSED | 16 | 0.03 |
| 998 = BLANK (NO ANSWER)..... | 37 | 0.06 |

Did you first use LSD in [CURRENT YEAR - 1] or [CURRENT YEAR]?

Did you first use LSD in [CURRENT YEAR - 2] OR [CURRENT YEAR - 1]?

In what month in [CURRENT YEAR] did you first use LSD?

(LS06, LS07, LS08)

LSDYFU

Len : 4 YEAR OF FIRST LSD USE - RECODE

| | Freq | Pct |
|---|-------|-------|
| RANGE = 2019 - 2021 | 428 | 0.74 |
| 9985 = BAD DATA Logically assigned | 19 | 0.03 |
| 9989 = LEGITIMATE SKIP Logically assigned | 14 | 0.02 |
| 9991 = NEVER USED LSD | 52604 | 90.64 |
| 9994 = DON'T KNOW | 40 | 0.07 |
| 9997 = REFUSED | 18 | 0.03 |
| 9998 = BLANK (NO ANSWER)..... | 42 | 0.07 |
| 9999 = LEGITIMATE SKIP..... | 4869 | 8.39 |

HALLUCINOGENS

In what month in [CURRENT YEAR] did you first use LSD?

In what month in [YEAR FROM LS06 or LS07] did you first use LSD?

(LS08, LS09)

LSDMFU

Len : 2 MONTH OF FIRST LSD USE - RECODE

| | Freq | Pct |
|--|-------|-------|
| 1 = January..... | 42 | 0.07 |
| 2 = February..... | 27 | 0.05 |
| 3 = March..... | 41 | 0.07 |
| 4 = April..... | 34 | 0.06 |
| 5 = May..... | 28 | 0.05 |
| 6 = June..... | 36 | 0.06 |
| 7 = July..... | 48 | 0.08 |
| 8 = August..... | 31 | 0.05 |
| 9 = September..... | 20 | 0.03 |
| 10 = October..... | 40 | 0.07 |
| 11 = November..... | 28 | 0.05 |
| 12 = December..... | 25 | 0.04 |
| 85 = BAD DATA Logically assigned..... | 23 | 0.04 |
| 89 = LEGITIMATE SKIP Logically assigned..... | 14 | 0.02 |
| 91 = NEVER USED LSD..... | 52604 | 90.64 |
| 94 = DON'T KNOW..... | 59 | 0.10 |
| 97 = REFUSED..... | 23 | 0.04 |
| 98 = BLANK (NO ANSWER)..... | 42 | 0.07 |
| 99 = LEGITIMATE SKIP..... | 4869 | 8.39 |

How long has it been since you last used LSD?

(LS10)

LSDREC

Len : 2 TIME SINCE LAST USED LSD

| | Freq | Pct |
|---|-------|-------|
| 1 = Within the past 30 days..... | 150 | 0.26 |
| 2 = More than 30 days ago but within the past 12 mos..... | 616 | 1.06 |
| 3 = More than 12 months ago..... | 4570 | 7.87 |
| 8 = Used at some point in the past 12 mos LOG ASSN..... | 17 | 0.03 |
| 9 = Used at some point in the lifetime LOG ASSN..... | 49 | 0.08 |
| 11 = Used in the past 30 days LOGICALLY ASSIGNED..... | 1 | 0.00 |
| 91 = NEVER USED LSD..... | 52604 | 90.64 |
| 97 = REFUSED..... | 2 | 0.00 |
| 98 = BLANK (NO ANSWER)..... | 25 | 0.04 |

Now think only about PCP. How old were you the first time you used PCP?

(LS11)

PCPAGE

Len : 3 AGE WHEN FIRST USED PCP

| | Freq | Pct |
|--|-------|-------|
| RANGE = 1 - 64..... | 799 | 1.38 |
| 985 = BAD DATA Logically assigned..... | 2 | 0.00 |
| 991 = NEVER USED PCP..... | 57187 | 98.54 |
| 994 = DON'T KNOW..... | 14 | 0.02 |
| 997 = REFUSED..... | 9 | 0.02 |
| 998 = BLANK (NO ANSWER)..... | 23 | 0.04 |

HALLUCINOGENS

Did you first use PCP in [CURRENT YEAR - 1] or [CURRENT YEAR]?

Did you first use PCP in [CURRENT YEAR - 2] OR [CURRENT YEAR - 1]?

In what month in [CURRENT YEAR] did you first use PCP?

(LS12, LS13, LS14)

PCPYFU

Len : 4 YEAR OF FIRST PCP USE - RECODE

| | Freq | Pct |
|---|-------|-------|
| RANGE = 2019 - 2021 | 20 | 0.03 |
| 9985 = BAD DATA Logically assigned | 4 | 0.01 |
| 9989 = LEGITIMATE SKIP Logically assigned | 3 | 0.01 |
| 9991 = NEVER USED PCP | 57187 | 98.54 |
| 9994 = DON'T KNOW | 14 | 0.02 |
| 9997 = REFUSED | 9 | 0.02 |
| 9998 = BLANK (NO ANSWER)..... | 23 | 0.04 |
| 9999 = LEGITIMATE SKIP..... | 774 | 1.33 |

In what month in [CURRENT YEAR] did you first use PCP?

In what month in [YEAR FROM LS12 or LS13] did you first use PCP?

(LS14, LS15)

PCPMFU

Len : 2 MONTH OF FIRST PCP USE - RECODE

| | Freq | Pct |
|--|-------|-------|
| 1 = January..... | 3 | 0.01 |
| 2 = February..... | 3 | 0.01 |
| 3 = March..... | 2 | 0.00 |
| 4 = April | 1 | 0.00 |
| 5 = May..... | 1 | 0.00 |
| 6 = June..... | 1 | 0.00 |
| 7 = July | 3 | 0.01 |
| 9 = September | 2 | 0.00 |
| 11 = November | 1 | 0.00 |
| 12 = December..... | 1 | 0.00 |
| 85 = BAD DATA Logically assigned..... | 5 | 0.01 |
| 89 = LEGITIMATE SKIP Logically assigned..... | 3 | 0.01 |
| 91 = NEVER USED PCP..... | 57187 | 98.54 |
| 94 = DON'T KNOW | 15 | 0.03 |
| 97 = REFUSED | 9 | 0.02 |
| 98 = BLANK (NO ANSWER) | 23 | 0.04 |
| 99 = LEGITIMATE SKIP..... | 774 | 1.33 |

How long has it been since you last used PCP?

(LS16)

PCPREC

Len : 2 TIME SINCE LAST USED PCP

| | Freq | Pct |
|--|-------|-------|
| 1 = Within the past 30 days..... | 12 | 0.02 |
| 2 = More than 30 days ago but within the past 12 mos | 19 | 0.03 |
| 3 = More than 12 months ago | 780 | 1.34 |
| 8 = Used at some point in the past 12 mos LOG ASSN..... | 4 | 0.01 |
| 9 = Used at some point in the lifetime LOG ASSN..... | 8 | 0.01 |
| 91 = NEVER USED PCP..... | 57187 | 98.54 |
| 97 = REFUSED | 2 | 0.00 |
| 98 = BLANK (NO ANSWER) | 22 | 0.04 |

Now think only about 'Ecstasy or 'Molly.' How old were you the first time you used 'Ecstasy' or 'Molly,' also known as MDMA?

(LS17)

ECSTMOAGE

Len : 3 AGE WHEN FIRST USED ECSTASY OR MOLLY

| | Freq | Pct |
|--|-------|-------|
| RANGE = 2 - 68 | 4537 | 7.82 |
| 985 = BAD DATA Logically assigned..... | 9 | 0.02 |
| 991 = NEVER USED ECSTASY OR MOLLY..... | 53435 | 92.08 |
| 994 = DON'T KNOW | 14 | 0.02 |
| 997 = REFUSED | 14 | 0.02 |
| 998 = BLANK (NO ANSWER)..... | 25 | 0.04 |

HALLUCINOGENS

Did you first use 'Ecstasy' or 'Molly' in [CURRENT YEAR - 1] or [CURRENT YEAR]?

Did you first use 'Ecstasy' or 'Molly' in [CURRENT YEAR - 2] or [CURRENT YEAR - 1]?

In what month in [CURRENT YEAR] did you first use 'Ecstasy' or 'Molly'?

(LS18, LS19, LS20)

ECSTMOYFU

Len : 4 YEAR OF FIRST ECSTASY OR MOLLY USE - RECODE

| | Freq | Pct |
|---|-------|-------|
| RANGE = 2019 - 2021 | 266 | 0.46 |
| 9985 = BAD DATA Logically assigned | 21 | 0.04 |
| 9989 = LEGITIMATE SKIP Logically assigned | 18 | 0.03 |
| 9991 = NEVER USED ECSTASY OR MOLLY | 53435 | 92.08 |
| 9994 = DON'T KNOW | 15 | 0.03 |
| 9997 = REFUSED | 15 | 0.03 |
| 9998 = BLANK (NO ANSWER)..... | 31 | 0.05 |
| 9999 = LEGITIMATE SKIP..... | 4233 | 7.29 |

In what month in [CURRENT YEAR] did you first use 'Ecstasy' or 'Molly'?

In what month in [YEAR FROM LS18 or LS19] did you first use 'Ecstasy' or 'Molly'?

(LS20, LS21)

ECSTMOMFU

Len : 2 MONTH OF FIRST ECSTASY OR MOLLY USE - RECODE

| | Freq | Pct |
|---|-------|-------|
| 1 = January..... | 29 | 0.05 |
| 2 = February..... | 20 | 0.03 |
| 3 = March..... | 22 | 0.04 |
| 4 = April | 22 | 0.04 |
| 5 = May..... | 9 | 0.02 |
| 6 = June..... | 23 | 0.04 |
| 7 = July | 26 | 0.04 |
| 8 = August | 23 | 0.04 |
| 9 = September..... | 14 | 0.02 |
| 10 = October..... | 23 | 0.04 |
| 11 = November | 23 | 0.04 |
| 12 = December..... | 21 | 0.04 |
| 85 = BAD DATA Logically assigned | 21 | 0.04 |
| 89 = LEGITIMATE SKIP Logically assigned | 18 | 0.03 |
| 91 = NEVER USED ECSTASY OR MOLLY..... | 53435 | 92.08 |
| 94 = DON'T KNOW | 25 | 0.04 |
| 97 = REFUSED | 16 | 0.03 |
| 98 = BLANK (NO ANSWER) | 31 | 0.05 |
| 99 = LEGITIMATE SKIP..... | 4233 | 7.29 |

How long has it been since you last used 'Ecstasy' or 'Molly,' also known as MDMA?

(LS22)

ECSTMOREC

Len : 2 TIME SINCE LAST USED ECSTASY OR MOLLY

| | Freq | Pct |
|--|-------|-------|
| 1 = Within the past 30 days..... | 130 | 0.22 |
| 2 = More than 30 days ago but within the past 12 mos | 412 | 0.71 |
| 3 = More than 12 months ago | 3994 | 6.88 |
| 8 = Used at some point in the past 12 mos LOG ASSN..... | 5 | 0.01 |
| 9 = Used at some point in the lifetime LOG ASSN..... | 34 | 0.06 |
| 91 = NEVER USED ECSTASY OR MOLLY..... | 53435 | 92.08 |
| 97 = REFUSED | 2 | 0.00 |
| 98 = BLANK (NO ANSWER) | 22 | 0.04 |

HALLUCINOGENS

How long has it been since you last used Ketamine?

(LS33)

KETMINREC

Len : 2 TIME SINCE LAST USED KETAMINE

| | Freq | Pct |
|--|-------|-------|
| 1 = Within the past 30 days..... | 36 | 0.06 |
| 2 = More than 30 days ago but within the past 12 mos | 113 | 0.19 |
| 3 = More than 12 months ago | 811 | 1.40 |
| 8 = Used at some point in the past 12 mos LOG ASSN..... | 1 | 0.00 |
| 9 = Used at some point in the lifetime LOG ASSN..... | 6 | 0.01 |
| 12 = Used >30 days ago but within pst 12 mos LOG ASSN..... | 4 | 0.01 |
| 91 = NEVER USED KETAMINE | 57021 | 98.25 |
| 97 = REFUSED | 5 | 0.01 |
| 98 = BLANK (NO ANSWER) | 37 | 0.06 |

How long has it been since you last used DMT, AMT or Foxy?

(LS34)

DAMTFXREC

Len : 2 TIME SINCE LAST USED DMT/AMT/FOXY

| | Freq | Pct |
|--|-------|-------|
| 1 = Within the past 30 days..... | 25 | 0.04 |
| 2 = More than 30 days ago but within the past 12 mos | 128 | 0.22 |
| 3 = More than 12 months ago | 661 | 1.14 |
| 9 = Used at some point in the lifetime LOG ASSN..... | 6 | 0.01 |
| 12 = Used >30 days ago but within pst 12 mos LOG ASSN..... | 1 | 0.00 |
| 91 = NEVER USED DMT/AMT/FOXY | 57167 | 98.51 |
| 97 = REFUSED | 6 | 0.01 |
| 98 = BLANK (NO ANSWER) | 40 | 0.07 |

How long has it been since you last used Salvia divinorum?

(LS35)

SALVIAREC

Len : 2 TIME SINCE LAST USED SALVIA DIVINORUM

| | Freq | Pct |
|--|-------|-------|
| 1 = Within the past 30 days..... | 8 | 0.01 |
| 2 = More than 30 days ago but within the past 12 mos | 21 | 0.04 |
| 3 = More than 12 months ago | 1129 | 1.95 |
| 9 = Used at some point in the lifetime LOG ASSN..... | 4 | 0.01 |
| 12 = Used >30 days ago but within pst 12 mos LOG ASSN..... | 1 | 0.00 |
| 91 = NEVER USED SALVIA DIVINORUM | 56820 | 97.91 |
| 97 = REFUSED | 5 | 0.01 |
| 98 = BLANK (NO ANSWER) | 46 | 0.08 |

INHALANTS

INHALANTS

These next questions are about liquids, sprays, and gases that people sniff or inhale to get high or to make them feel good.

We are not interested in times when you inhaled a substance accidentally — such as when painting, cleaning an oven, or filling a car with gasoline. The questions use the word ‘inhalant’ to include all the things listed below, as well as any other substances that people sniff or inhale for kicks or to get high. Take a moment to look at the substances listed below so you know what kinds of liquids, sprays, and gases these questions are about.

- Amyl nitrite, 'poppers,' locker room odorizers, or 'rush'
- Correction fluid, degreaser, or cleaning fluid
- Gasoline or lighter fluid
- Glue, shoe polish, or toluene
- Halothane, ether, or other anesthetics
- Lacquer thinner, or other paint solvents
- Lighter gases, such as butane or propane
- Nitrous oxide or 'whippits'
- Felt-tip pens, felt-tip markers, or magic markers
- Spray paints
- Computer keyboard cleaner, also known as air duster
- Other aerosol sprays

Have you ever, even once, inhaled amyl nitrite, 'poppers,' locker room odorizers, or 'rush' for kicks or to get high?

(IN01A)

AMYLNIT

Len : 2 EVER INHALED AMYL NITRITE, 'POPPERS,' RUSH, ETC.

| | Freq | Pct |
|---------------------------------|-------------|------------|
| 1 = Yes..... | 1363 | 2.35 |
| 2 = No..... | 4372 | 7.53 |
| 3 = Yes LOGICALLY ASSIGNED..... | 2 | 0.00 |
| 91 = NEVER USED INHALANTS..... | 52267 | 90.06 |
| 94 = DON'T KNOW..... | 29 | 0.05 |
| 97 = REFUSED..... | 1 | 0.00 |

Have you ever, even once, inhaled correction fluid, degreaser, or cleaning fluid for kicks or to get high?

(IN01B)

CLEFLU

Len : 2 EVER INHALED CORRECTION FLUID, DEGREASER, ETC.

| | Freq | Pct |
|---------------------------------|-------------|------------|
| 1 = Yes..... | 351 | 0.60 |
| 2 = No..... | 5385 | 9.28 |
| 3 = Yes LOGICALLY ASSIGNED..... | 2 | 0.00 |
| 91 = NEVER USED INHALANTS..... | 52267 | 90.06 |
| 94 = DON'T KNOW..... | 27 | 0.05 |
| 97 = REFUSED..... | 2 | 0.00 |

Have you ever, even once, inhaled gasoline or lighter fluid for kicks or to get high?

(IN01C)

GAS

Len : 2 EVER INHALED GASOLINE OR LIGHTER FLUID

| | Freq | Pct |
|--------------------------------|-------------|------------|
| 1 = Yes..... | 706 | 1.22 |
| 2 = No..... | 5035 | 8.68 |
| 91 = NEVER USED INHALANTS..... | 52267 | 90.06 |
| 94 = DON'T KNOW..... | 20 | 0.03 |
| 97 = REFUSED..... | 6 | 0.01 |

Have you ever, even once, inhaled glue, shoe polish, or toluene for kicks or to get high?

(IN01D)

GLUE

Len : 2 EVER INHALED GLUE, SHOE POLISH, OR TOLUENE

| | Freq | Pct |
|---------------------------------|-------------|------------|
| 1 = Yes..... | 714 | 1.23 |
| 2 = No..... | 5022 | 8.65 |
| 3 = Yes LOGICALLY ASSIGNED..... | 2 | 0.00 |
| 91 = NEVER USED INHALANTS..... | 52267 | 90.06 |
| 94 = DON'T KNOW..... | 24 | 0.04 |
| 97 = REFUSED..... | 5 | 0.01 |

INHALANTS

Have you ever, even once, inhaled halothane, ether, or other anesthetics for kicks or to get high?

(IN01E)
ETHER

Len : 2 EVER INHALED HALOTHANE, ETHER, OR OTHER ANESTHETIC

| | Freq | Pct |
|---------------------------------|-------|-------|
| 1 = Yes..... | 152 | 0.26 |
| 2 = No..... | 5590 | 9.63 |
| 3 = Yes LOGICALLY ASSIGNED..... | 1 | 0.00 |
| 91 = NEVER USED INHALANTS..... | 52267 | 90.06 |
| 94 = DON'T KNOW..... | 18 | 0.03 |
| 97 = REFUSED..... | 6 | 0.01 |

Have you ever, even once, inhaled lacquer thinner or other paint solvents for kicks or to get high?

(IN01F)
SOLVENT

Len : 2 EVER INHALED LACQUER THINNER, OTHER PAINT SOLVENTS

| | Freq | Pct |
|--------------------------------|-------|-------|
| 1 = Yes..... | 290 | 0.50 |
| 2 = No..... | 5459 | 9.41 |
| 91 = NEVER USED INHALANTS..... | 52267 | 90.06 |
| 94 = DON'T KNOW..... | 16 | 0.03 |
| 97 = REFUSED..... | 2 | 0.00 |

Have you ever, even once, inhaled lighter gases, such as butane or propane for kicks or to get high?

(IN01G)
LGAS

Len : 2 EVER INHALED LIGHTER GASES (BUTANE, PROPANE)

| | Freq | Pct |
|---------------------------------|-------|-------|
| 1 = Yes..... | 194 | 0.33 |
| 2 = No..... | 5561 | 9.58 |
| 3 = Yes LOGICALLY ASSIGNED..... | 1 | 0.00 |
| 91 = NEVER USED INHALANTS..... | 52267 | 90.06 |
| 94 = DON'T KNOW..... | 9 | 0.02 |
| 97 = REFUSED..... | 2 | 0.00 |

Have you ever, even once, inhaled nitrous oxide or 'whippits' for kicks or to get high?

(IN01H)
NITOXID

Len : 2 EVER INHALED NITROUS OXIDE OR 'WHIPPITS'

| | Freq | Pct |
|---------------------------------|-------|-------|
| 1 = Yes..... | 2516 | 4.34 |
| 2 = No..... | 3235 | 5.57 |
| 3 = Yes LOGICALLY ASSIGNED..... | 4 | 0.01 |
| 91 = NEVER USED INHALANTS..... | 52267 | 90.06 |
| 94 = DON'T KNOW..... | 11 | 0.02 |
| 97 = REFUSED..... | 1 | 0.00 |

Have you ever, even once, inhaled felt-tip pens, felt-tip markers, or magic markers for kicks or to get high?

(IN01HI)
FELTMARKR

Len : 2 EVER INHALED FELT-TIP PENS/MARKERS

| | Freq | Pct |
|---------------------------------|-------|-------|
| 1 = Yes..... | 2046 | 3.53 |
| 2 = No..... | 3659 | 6.30 |
| 3 = Yes LOGICALLY ASSIGNED..... | 6 | 0.01 |
| 91 = NEVER USED INHALANTS..... | 52267 | 90.06 |
| 94 = DON'T KNOW..... | 50 | 0.09 |
| 97 = REFUSED..... | 6 | 0.01 |

INHALANTS

Have you ever, even once, inhaled spray paints for kicks or to get high?

(IN01I)

SPPAINT

Len : 2 EVER INHALED SPRAY PAINTS

| | Freq | Pct |
|--------------------------------|-------------|------------|
| 1 = Yes..... | 466 | 0.80 |
| 2 = No..... | 5281 | 9.10 |
| 91 = NEVER USED INHALANTS..... | 52267 | 90.06 |
| 94 = DON'T KNOW..... | 15 | 0.03 |
| 97 = REFUSED..... | 5 | 0.01 |

Have you ever, even once, inhaled computer keyboard cleaner, also known as air duster, for kicks or to get high?

(IN01II)

AIRDUSTER

Len : 2 EVER INHALED COMPUTER KEYBOARD CLEANER/AIR DUSTER

| | Freq | Pct |
|---------------------------------|-------------|------------|
| 1 = Yes..... | 705 | 1.21 |
| 2 = No..... | 5041 | 8.69 |
| 3 = Yes LOGICALLY ASSIGNED..... | 1 | 0.00 |
| 91 = NEVER USED INHALANTS..... | 52267 | 90.06 |
| 94 = DON'T KNOW..... | 18 | 0.03 |
| 97 = REFUSED..... | 2 | 0.00 |

Have you ever, even once, inhaled some other aerosol spray for kicks or to get high?

(IN01J)

OTHAEROS

Len : 2 EVER INHALED OTHER AEROSOL SPRAYS

| | Freq | Pct |
|---------------------------------|-------------|------------|
| 1 = Yes..... | 287 | 0.49 |
| 2 = No..... | 5449 | 9.39 |
| 3 = Yes LOGICALLY ASSIGNED..... | 5 | 0.01 |
| 91 = NEVER USED INHALANTS..... | 52267 | 90.06 |
| 94 = DON'T KNOW..... | 23 | 0.04 |
| 97 = REFUSED..... | 3 | 0.01 |

Have you ever, even once used any other inhalants for kicks or to get high besides the ones that have been listed?

(IN01L)

INHALOTH

Len : 2 EVER USED OTHER INHALANTS

| | Freq | Pct |
|--------------------------------|-------------|------------|
| 1 = Yes..... | 221 | 0.38 |
| 2 = No..... | 5514 | 9.50 |
| 91 = NEVER USED INHALANTS..... | 52267 | 90.06 |
| 94 = DON'T KNOW..... | 25 | 0.04 |
| 97 = REFUSED..... | 7 | 0.01 |

INHALANTS

(IN01SC1)
 INHALOT1

Len : 4 OTHER INHALANT - SPECIFY 1

| | Freq | Pct |
|--|-------|-------|
| 322 = Methamphetamine ("ice" or "crank"), Meth..... | 1 | 0.00 |
| 327 = Black beauties, black beauty..... | 1 | 0.00 |
| 377 = Albuterol..... | 2 | 0.00 |
| 501 = Gasoline or lighter fluids..... | 4 | 0.01 |
| 503 = Other aerosol sprays..... | 14 | 0.02 |
| 504 = Shoeshine liquid, glue, or toluene..... | 3 | 0.01 |
| 506 = Amyl nitrite, "poppers," locker room odorizer, "rush"..... | 8 | 0.01 |
| 507 = Halothane, ether, or other anesthetics; chloroform..... | 3 | 0.01 |
| 508 = Nitrous oxide, "whippits," dentist gas..... | 5 | 0.01 |
| 510 = OTHER Inhalant, NOT OTHERWISE SPECIFIED..... | 22 | 0.04 |
| 511 = Markers, felt-tip pens, ink pens..... | 11 | 0.02 |
| 516 = CHC, chlorofluorocarbon, freon, refrigerant..... | 19 | 0.03 |
| 518 = Acetone, nail polish remover..... | 5 | 0.01 |
| 519 = Helium..... | 18 | 0.03 |
| 520 = Old paint, paint..... | 2 | 0.00 |
| 523 = Matches..... | 1 | 0.00 |
| 524 = White-Out..... | 3 | 0.01 |
| 526 = Nail polish..... | 2 | 0.00 |
| 528 = Whipped-cream can..... | 7 | 0.01 |
| 529 = Moth balls..... | 1 | 0.00 |
| 531 = Candy, powdered candy, sugar..... | 3 | 0.01 |
| 534 = Deodorant..... | 1 | 0.00 |
| 537 = Air horn, canned air horn, condensed horn..... | 2 | 0.00 |
| 539 = Scotch-Gard..... | 5 | 0.01 |
| 540 = PAM..... | 3 | 0.01 |
| 542 = Brasso, lens cleaner, spirits of ammonia..... | 4 | 0.01 |
| 543 = Liquid oxygen, oxygen..... | 2 | 0.00 |
| 546 = Leather or suede protector, aerosol unspecified..... | 1 | 0.00 |
| 548 = Cologne, isopropanol vapors, rubbing alcohol..... | 5 | 0.01 |
| 551 = Oven cleaner..... | 1 | 0.00 |
| 592 = Computer air duster, computer cleaner, dust-off..... | 1 | 0.00 |
| 599 = Potpourri..... | 2 | 0.00 |
| 803 = Marijuana, MarrJane, Mary Jane, MJ, pot, weed..... | 5 | 0.01 |
| 818 = Nicotine..... | 2 | 0.00 |
| 900 = Not a drug..... | 1 | 0.00 |
| 5004 = Ink print, paper..... | 1 | 0.00 |
| 5021 = Octane booster..... | 2 | 0.00 |
| 5030 = Polyurethane spray..... | 1 | 0.00 |
| 5042 = Fuels other than gasoline..... | 1 | 0.00 |
| 5043 = Carbona..... | 1 | 0.00 |
| 5045 = Cleaner, not otherwise specified..... | 2 | 0.00 |
| 5049 = Hand sanitizer/cleaner, contents unspecified..... | 6 | 0.01 |
| 5053 = Electrical parts cleaner, electronics cleaner..... | 1 | 0.00 |
| 5069 = Febreze..... | 1 | 0.00 |
| 5104 = Shoe cleaner, otherwise unspecified..... | 1 | 0.00 |
| 5151 = Dichloromethane..... | 1 | 0.00 |
| 5152 = Sawdust..... | 1 | 0.00 |
| 5153 = Breaking Styrofoam (to release gas)..... | 1 | 0.00 |
| 5154 = Latex/latex glove..... | 1 | 0.00 |
| 5157 = Spam in a plastic bag..... | 1 | 0.00 |
| 5158 = Alcohol dye..... | 1 | 0.00 |
| 5172 = Shampoo..... | 2 | 0.00 |
| 6222 = Jekem, Jenkem..... | 1 | 0.00 |
| 8024 = Asthma inhaler, asthma medication, bronchial dilator..... | 3 | 0.01 |
| 8056 = Vicks VapoRub/inhaler <OTC>..... | 3 | 0.01 |
| 8379 = Dabs/dabbing..... | 1 | 0.00 |
| 8381 = Vapor/vape juice; route of use unspecified..... | 2 | 0.00 |
| 8446 = Edibles, not otherwise specified..... | 1 | 0.00 |
| 9985 = BAD DATA Logically assigned..... | 6 | 0.01 |
| 9991 = NEVER USED INHALANTS..... | 52267 | 90.06 |
| 9997 = REFUSED..... | 16 | 0.03 |
| 9998 = BLANK (NO ANSWER)..... | 25 | 0.04 |
| 9999 = LEGITIMATE SKIP..... | 5514 | 9.50 |

INHALANTS

(IN01SC2)
INHALOT2

Len : 4 OTHER INHALANT - SPECIFY 2

| | Freq | Pct |
|--|-------|-------|
| 377 = Albuterol..... | 1 | 0.00 |
| 503 = Other aerosol sprays..... | 3 | 0.01 |
| 508 = Nitrous oxide, "whippits," dentist gas..... | 2 | 0.00 |
| 510 = OTHER Inhalant, NOT OTHERWISE SPECIFIED..... | 2 | 0.00 |
| 516 = CHC, chlorofluorocarbon, freon, refrigerant..... | 5 | 0.01 |
| 519 = Helium..... | 1 | 0.00 |
| 520 = Old paint, paint..... | 1 | 0.00 |
| 521 = Propane..... | 1 | 0.00 |
| 526 = Nail polish..... | 1 | 0.00 |
| 528 = Whipped-cream can..... | 1 | 0.00 |
| 534 = Deodorant..... | 1 | 0.00 |
| 539 = Scotch-Gard..... | 1 | 0.00 |
| 542 = Brasso, lens cleaner, spirits of ammonia..... | 1 | 0.00 |
| 548 = Cologne, isopropanol vapors, rubbing alcohol..... | 1 | 0.00 |
| 560 = Diswashing detergent, laundry detergent, soap..... | 1 | 0.00 |
| 573 = Furniture polish..... | 1 | 0.00 |
| 607 = OTHER Hallucinogen, NOT OTHERWISE SPECIFIED..... | 1 | 0.00 |
| 5042 = Fuels other than gasoline..... | 1 | 0.00 |
| 5043 = Carbona..... | 1 | 0.00 |
| 5049 = Hand sanitizer/cleaner, contents unspecified..... | 2 | 0.00 |
| 5053 = Electrical parts cleaner, electronics cleaner..... | 1 | 0.00 |
| 5076 = Water/stain repellant, type unspecified..... | 1 | 0.00 |
| 5155 = Levmetamfetamine <OTC>..... | 1 | 0.00 |
| 6222 = Jekem, Jenkem..... | 1 | 0.00 |
| 8024 = Asthma inhaler,asthma medication,bronchial dilator..... | 1 | 0.00 |
| 8373 = Electronic cigarette..... | 1 | 0.00 |
| 8381 = Vapor/vape juice; route of use unspecified..... | 1 | 0.00 |
| 9985 = BAD DATA Logically assigned..... | 4 | 0.01 |
| 9991 = NEVER USED INHALANTS..... | 52267 | 90.06 |
| 9997 = REFUSED..... | 8 | 0.01 |
| 9998 = BLANK (NO ANSWER)..... | 205 | 0.35 |
| 9999 = LEGITIMATE SKIP..... | 5514 | 9.50 |

(IN01SC3)
INHALOT3

Len : 4 OTHER INHALANT - SPECIFY 3

| | Freq | Pct |
|--|-------|-------|
| 510 = OTHER Inhalant, NOT OTHERWISE SPECIFIED..... | 5 | 0.01 |
| 516 = CHC, chlorofluorocarbon, freon, refrigerant..... | 2 | 0.00 |
| 528 = Whipped-cream can..... | 1 | 0.00 |
| 539 = Scotch-Gard..... | 1 | 0.00 |
| 5001 = Bleach..... | 1 | 0.00 |
| 5156 = Liquid air..... | 1 | 0.00 |
| 9991 = NEVER USED INHALANTS..... | 52267 | 90.06 |
| 9997 = REFUSED..... | 8 | 0.01 |
| 9998 = BLANK (NO ANSWER)..... | 234 | 0.40 |
| 9999 = LEGITIMATE SKIP..... | 5514 | 9.50 |

(IN01SC4)
INHALOT4

Len : 4 OTHER INHALANT - SPECIFY 4

| | Freq | Pct |
|--|-------|-------|
| 516 = CHC, chlorofluorocarbon, freon, refrigerant..... | 1 | 0.00 |
| 9991 = NEVER USED INHALANTS..... | 52267 | 90.06 |
| 9997 = REFUSED..... | 7 | 0.01 |
| 9998 = BLANK (NO ANSWER)..... | 245 | 0.42 |
| 9999 = LEGITIMATE SKIP..... | 5514 | 9.50 |

(IN01SC5)
INHALOT5

Len : 4 OTHER INHALANT - SPECIFY 5

| | Freq | Pct |
|----------------------------------|-------|-------|
| 9991 = NEVER USED INHALANTS..... | 52267 | 90.06 |
| 9997 = REFUSED..... | 7 | 0.01 |
| 9998 = BLANK (NO ANSWER)..... | 246 | 0.42 |
| 9999 = LEGITIMATE SKIP..... | 5514 | 9.50 |

INHALANTS

The answers that people give us about their use of inhalants are important to this study's success. We know that this information is personal, but remember your answers will be kept confidential.

Please think again about answering this question: Have you ever, even once, used any type of inhalant for kicks or to get high?

NOTE: This variable was coded as 1 if respondents answered yes to the above question and 91 if respondents answered the above question as no (see below). This variable also was coded as 1 if the questions corresponding to any of the following variables were answered as yes: AMYLNIT, CLEFLU, GAS, GLUE, ETHER, SOLVENT, LGAS, NITOXID, FELTMARKR, SPPAINT, AIRDUSTER, OTHAEROS, or INHALOTH. This variable also was coded as 91 if all of the above variables were coded as 91.

(AIRDUSTER, AMYLNIT, CLEFLU, ETHER, FELTMARKR, GAS, GLUE, INHALOTH, INREF, LGAS, NITOXID, OTHAEROS, SOLVENT, SPPAINT)

INHALEVER Len : 2 EVER USED INHALANTS

| | Freq | Pct |
|---------------------------------|-------------|------------|
| 1 = Yes..... | 5653 | 9.74 |
| 91 = NEVER USED INHALANTS | 52267 | 90.06 |
| 98 = BLANK (NO ANSWER) | 114 | 0.20 |

How old were you the first time you used any inhalant for kicks or to get high?

(IN02)

INHALAGE Len : 3 AGE WHEN FIRST USED INHALANTS

| | Freq | Pct |
|---|-------------|------------|
| RANGE = 1 - 56 | 5319 | 9.17 |
| 985 = BAD DATA Logically assigned | 24 | 0.04 |
| 991 = NEVER USED INHALANTS | 52267 | 90.06 |
| 994 = DON'T KNOW | 231 | 0.40 |
| 997 = REFUSED | 79 | 0.14 |
| 998 = BLANK (NO ANSWER)..... | 114 | 0.20 |

Did you first use an inhalant of any kind for kicks or to get high in [CURRENT YEAR - 1] or [CURRENT YEAR]?

Did you first use an inhalant of any kind for kicks or to get high in [CURRENT YEAR - 2] or [CURRENT YEAR - 1]?

In what month in [CURRENT YEAR] did you first use an inhalant of any kind for kicks or to get high?

(IN03A, IN03B, IN03C)

INHLYFU Len : 4 YEAR OF FIRST INHALANT USE - RECODE

| | Freq | Pct |
|---|-------------|------------|
| RANGE = 2019 - 2021 | 284 | 0.49 |
| 9985 = BAD DATA Logically assigned | 39 | 0.07 |
| 9989 = LEGITIMATE SKIP Logically assigned | 24 | 0.04 |
| 9991 = NEVER USED INHALANTS | 52267 | 90.06 |
| 9994 = DON'T KNOW | 233 | 0.40 |
| 9997 = REFUSED | 80 | 0.14 |
| 9998 = BLANK (NO ANSWER)..... | 121 | 0.21 |
| 9999 = LEGITIMATE SKIP..... | 4986 | 8.59 |

INHALANTS

In what month in [CURRENT YEAR] did you first use an inhalant of any kind for kicks or to get high?

In what month in [YEAR FROM IN03a or IN03b] did you first use an inhalant of any kind for kicks or to get high?

(IN03C, IN03D)

INHALMFU

Len : 2 MONTH OF FIRST INHALANT USE - RECODE

| | Freq | Pct |
|--|-------|-------|
| 1 = January..... | 13 | 0.02 |
| 2 = February..... | 23 | 0.04 |
| 3 = March..... | 22 | 0.04 |
| 4 = April..... | 15 | 0.03 |
| 5 = May..... | 17 | 0.03 |
| 6 = June..... | 23 | 0.04 |
| 7 = July..... | 25 | 0.04 |
| 8 = August..... | 22 | 0.04 |
| 9 = September..... | 19 | 0.03 |
| 10 = October..... | 32 | 0.06 |
| 11 = November..... | 28 | 0.05 |
| 12 = December..... | 18 | 0.03 |
| 85 = BAD DATA Logically assigned..... | 39 | 0.07 |
| 89 = LEGITIMATE SKIP Logically assigned..... | 24 | 0.04 |
| 91 = NEVER USED INHALANTS..... | 52267 | 90.06 |
| 94 = DON'T KNOW..... | 258 | 0.44 |
| 97 = REFUSED..... | 82 | 0.14 |
| 98 = BLANK (NO ANSWER)..... | 121 | 0.21 |
| 99 = LEGITIMATE SKIP..... | 4986 | 8.59 |

How long has it been since you last used any inhalant for kicks or to get high?

(INLAST, INRECDK, INRECRE)

INHALREC

Len : 2 TIME SINCE LAST USED INHALANTS

| | Freq | Pct |
|---|-------|-------|
| 1 = Within the past 30 days..... | 232 | 0.40 |
| 2 = More than 30 days ago but within the past 12 mos..... | 429 | 0.74 |
| 3 = More than 12 months ago..... | 4876 | 8.40 |
| 8 = Used at some point in the past 12 mos LOG ASSN..... | 12 | 0.02 |
| 9 = Used at some point in lifetime LOG ASSN..... | 104 | 0.18 |
| 91 = NEVER USED INHALANTS..... | 52267 | 90.06 |
| 98 = BLANK (NO ANSWER)..... | 114 | 0.20 |

(TOTINHAL)

INHALYFQ

Len : 3 TOTAL # OF DAYS USED INHALANT PAST 12 MONTHS

| | Freq | Pct |
|---|-------|-------|
| RANGE = 1 - 342..... | 645 | 1.11 |
| 985 = BAD DATA Logically assigned..... | 9 | 0.02 |
| 991 = NEVER USED INHALANTS..... | 52267 | 90.06 |
| 993 = DID NOT USE INHALANTS IN THE PAST 12 MOS..... | 4876 | 8.40 |
| 994 = DON'T KNOW..... | 13 | 0.02 |
| 997 = REFUSED..... | 6 | 0.01 |
| 998 = BLANK (NO ANSWER)..... | 218 | 0.38 |

INH TOTFG

Len : 2 TRIMMING INDICATOR FOR INHALYFQ

| | Freq | Pct |
|--|-------|-------|
| 2 = Trimmed relative to the 30-day freq..... | 3 | 0.01 |
| 98 = BLANK (NO ANSWER)..... | 58031 | 99.99 |

INH FQFLG

Len : 2 TRIMMED INHALYFQ IF R USED < 12 MOS

| | Freq | Pct |
|---|-------|-------|
| 1 = Trimmed to be consistent with mo/yr of 1st use..... | 32 | 0.06 |
| 98 = BLANK (NO ANSWER)..... | 58002 | 99.94 |

INHALANTS

Now think about the past 12 months, from [DATEFILL] through today. We want to know how many days you've used an inhalant of any kind for kicks or to get high during the past 12 months.

What would be the easiest way for you to tell us how many days you've done this?

(INFRAME3)
INHEASWY

Len : 2 EASIEST WAY TO TELL US # DAYS USED INHALANTS

| | Freq | Pct |
|--|-------|-------|
| 1 = Prefer to answer in days per week..... | 105 | 0.18 |
| 2 = Prefer to answer in days per month..... | 151 | 0.26 |
| 3 = Prefer to answer in days per year..... | 387 | 0.67 |
| 11 = Prefer to ans in days per wk LOG ASSN..... | 2 | 0.00 |
| 12 = Prefer to ans in days per mo LOG ASSN..... | 2 | 0.00 |
| 13 = Prefer to ans in days per yr LOG ASSN..... | 11 | 0.02 |
| 85 = BAD DATA Logically assigned..... | 6 | 0.01 |
| 91 = NEVER USED INHALANTS..... | 52267 | 90.06 |
| 93 = DID NOT USE INHALANTS IN THE PAST 12 MOS..... | 4876 | 8.40 |
| 94 = DON'T KNOW..... | 6 | 0.01 |
| 97 = REFUSED..... | 3 | 0.01 |
| 98 = BLANK (NO ANSWER)..... | 218 | 0.38 |

On how many days in the past 12 months did you use an inhalant of any kind for kicks or to get high?

(INYRAVE)
INHDSYSR

Len : 3 # DAYS USED INHALANT PAST 12 MONTHS

| | Freq | Pct |
|---|-------|-------|
| RANGE = 1 - 222..... | 397 | 0.68 |
| 985 = BAD DATA Logically assigned..... | 4 | 0.01 |
| 989 = LEGITIMATE SKIP Logically assigned..... | 4 | 0.01 |
| 991 = NEVER USED INHALANTS..... | 52267 | 90.06 |
| 993 = DID NOT USE INHALANTS IN THE PAST 12 MOS..... | 4876 | 8.40 |
| 994 = DON'T KNOW..... | 8 | 0.01 |
| 997 = REFUSED..... | 2 | 0.00 |
| 998 = BLANK (NO ANSWER)..... | 220 | 0.38 |
| 999 = LEGITIMATE SKIP..... | 256 | 0.44 |

On average, how many days did you use an inhalant of any kind for kicks or to get high each month during the past 12 months?

(INMONAVE)
INHDPMPM

Len : 2 # DAYS PER MONTH USED INHALANT PAST 12 MONTHS

| | Freq | Pct |
|--|-------|-------|
| RANGE = 1 - 30..... | 147 | 0.25 |
| 85 = BAD DATA Logically assigned..... | 2 | 0.00 |
| 89 = LEGITIMATE SKIP Logically assigned..... | 2 | 0.00 |
| 91 = NEVER USED INHALANTS..... | 52267 | 90.06 |
| 93 = DID NOT USE INHALANTS IN THE PAST 12 MOS..... | 4876 | 8.40 |
| 94 = DON'T KNOW..... | 10 | 0.02 |
| 97 = REFUSED..... | 5 | 0.01 |
| 98 = BLANK (NO ANSWER)..... | 223 | 0.38 |
| 99 = LEGITIMATE SKIP..... | 502 | 0.87 |

On average, how many days did you use an inhalant of any kind for kicks or to get high each week during the past 12 months?

(INWKAVE)
INHDPWPK

Len : 2 # DAYS PER WEEK USED INHALANT PAST 12 MONTHS

| | Freq | Pct |
|--|-------|-------|
| RANGE = 1 - 7..... | 103 | 0.18 |
| 85 = BAD DATA Logically assigned..... | 1 | 0.00 |
| 91 = NEVER USED INHALANTS..... | 52267 | 90.06 |
| 93 = DID NOT USE INHALANTS IN THE PAST 12 MOS..... | 4876 | 8.40 |
| 94 = DON'T KNOW..... | 13 | 0.02 |
| 97 = REFUSED..... | 6 | 0.01 |
| 98 = BLANK (NO ANSWER)..... | 224 | 0.39 |
| 99 = LEGITIMATE SKIP..... | 544 | 0.94 |

INHALANTS

Think specifically about the past 30 days, from [DATEFILL] up to and including today. During the past 30 days, on how many days did you use any inhalant for kicks or to get high?

(IN06)

INHAL30N

Len : 2 # DAYS USED INHALANT PAST 30 DAYS

| | Freq | Pct |
|--|-------|-------|
| RANGE = 1 - 30 | 225 | 0.39 |
| 85 = BAD DATA Logically assigned | 10 | 0.02 |
| 91 = NEVER USED INHALANTS | 52267 | 90.06 |
| 93 = DID NOT USE INHALANTS IN THE PAST 30 DAYS | 5305 | 9.14 |
| 94 = DON'T KNOW | 6 | 0.01 |
| 97 = REFUSED | 1 | 0.00 |
| 98 = BLANK (NO ANSWER) | 220 | 0.38 |

What is your best estimate of the number of days you used any inhalant for kicks or to get high during the past 30 days?

(IN06DKRE)

INHAL30ES

Len : 2 BEST ESTIMATE # DAYS USED INHALANTS PAST 30 DAYS

| | Freq | Pct |
|--|-------|-------|
| 1 = 1 or 2 days | 2 | 0.00 |
| 2 = 3 to 5 days..... | 2 | 0.00 |
| 3 = 6 to 9 days..... | 1 | 0.00 |
| 5 = 20 to 29 days..... | 2 | 0.00 |
| 91 = NEVER USED INHALANTS | 52267 | 90.06 |
| 93 = DID NOT USE INHALANTS IN THE PAST 30 DAYS | 5305 | 9.14 |
| 94 = DON'T KNOW | 1 | 0.00 |
| 98 = BLANK (NO ANSWER) | 230 | 0.40 |
| 99 = LEGITIMATE SKIP..... | 224 | 0.39 |

METHAMPHETAMINE

METHAMPHETAMINE

Methamphetamine, also known as crank, ice, crystal meth, speed, glass, and many other names, is a stimulant that usually comes in crystal or powder forms. It can be smoked, “snorted,” swallowed or injected.

Have you ever, even once, used methamphetamine?

(ME01, MEREf)

METHAMEVR

Len : 2 EVER USED METHAMPHETAMINE

| | Freq | Pct |
|----------------------|-------|-------|
| 1 = Yes..... | 2664 | 4.59 |
| 2 = No..... | 55326 | 95.33 |
| 94 = DON'T KNOW..... | 42 | 0.07 |
| 97 = REFUSED..... | 2 | 0.00 |

How old were you the first time you used methamphetamine?

(ME02)

METHAMAGE

Len : 3 AGE 1ST USED METHAMPHETAMINE

| | Freq | Pct |
|--|-------|-------|
| RANGE = 1 - 70..... | 2645 | 4.56 |
| 985 = BAD DATA Logically assigned..... | 3 | 0.01 |
| 991 = NEVER USED METHAMPHETAMINE..... | 55326 | 95.33 |
| 994 = DON'T KNOW..... | 15 | 0.03 |
| 997 = REFUSED..... | 3 | 0.01 |
| 998 = BLANK (NO ANSWER)..... | 42 | 0.07 |

Did you first use methamphetamine in [CURRENT YEAR - 1] or [CURRENT YEAR]?

Did you first use methamphetamine in [CURRENT YEAR - 2] or [CURRENT YEAR - 1]?

In what month in [CURRENT YEAR] did you first use methamphetamine?

(ME03A, ME03B, ME03C)

METHAMYFU

Len : 4 YEAR 1ST USED METHAMPHETAMINE

| | Freq | Pct |
|--|-------|-------|
| RANGE = 2019 - 2021..... | 74 | 0.13 |
| 9985 = BAD DATA Logically assigned..... | 6 | 0.01 |
| 9989 = LEGITIMATE SKIP Logically assigned..... | 12 | 0.02 |
| 9991 = NEVER USED METHAMPHETAMINE..... | 55326 | 95.33 |
| 9994 = DON'T KNOW..... | 17 | 0.03 |
| 9997 = REFUSED..... | 3 | 0.01 |
| 9998 = BLANK (NO ANSWER)..... | 43 | 0.07 |
| 9999 = LEGITIMATE SKIP..... | 2553 | 4.40 |

METHAMPHETAMINE

In what month in [CURRENT YEAR] did you first use methamphetamine?

In what month in [YEAR FROM ME03a or ME03b] did you first use methamphetamine?

(ME03C, ME03D)

METHAMMFU

Len : 2 MONTH 1ST USED METHAMPHETAMINE

| | Freq | Pct |
|--|-------|-------|
| 1 = January..... | 5 | 0.01 |
| 2 = February..... | 9 | 0.02 |
| 3 = March..... | 3 | 0.01 |
| 4 = April..... | 7 | 0.01 |
| 5 = May..... | 4 | 0.01 |
| 6 = June..... | 6 | 0.01 |
| 7 = July..... | 6 | 0.01 |
| 8 = August..... | 7 | 0.01 |
| 9 = September..... | 2 | 0.00 |
| 10 = October..... | 7 | 0.01 |
| 11 = November..... | 9 | 0.02 |
| 12 = December..... | 6 | 0.01 |
| 85 = BAD DATA Logically assigned..... | 6 | 0.01 |
| 89 = LEGITIMATE SKIP Logically assigned..... | 12 | 0.02 |
| 91 = NEVER USED METHAMPHETAMINE..... | 55326 | 95.33 |
| 94 = DON'T KNOW..... | 20 | 0.03 |
| 97 = REFUSED..... | 3 | 0.01 |
| 98 = BLANK (NO ANSWER)..... | 43 | 0.07 |
| 99 = LEGITIMATE SKIP..... | 2553 | 4.40 |

How long has it been since you last used methamphetamine?

(MELAST3, MERECDK, MERECRE)

METHAMREC

Len : 2 TIME SINCE LAST USED METHAMPHETAMINE

| | Freq | Pct |
|---|-------|-------|
| 1 = Within the past 30 days..... | 290 | 0.50 |
| 2 = More than 30 days ago but within the past 12 mos..... | 188 | 0.32 |
| 3 = More than 12 months ago..... | 2169 | 3.74 |
| 8 = Used at some point in the past 12 mos LOG ASSN..... | 10 | 0.02 |
| 9 = Used at some point in lifetime LOG ASSN..... | 7 | 0.01 |
| 91 = NEVER USED METHAMPHETAMINE..... | 55326 | 95.33 |
| 97 = REFUSED..... | 2 | 0.00 |
| 98 = BLANK (NO ANSWER)..... | 42 | 0.07 |

(TOTME)

METHAMYFQ

Len : 3 TOTAL # DAYS USED METHAMPHETAMINE PAST 12 MONTHS

| | Freq | Pct |
|---|-------|-------|
| RANGE = 1 - 365..... | 474 | 0.82 |
| 985 = BAD DATA Logically assigned..... | 11 | 0.02 |
| 991 = NEVER USED METHAMPHETAMINE..... | 55326 | 95.33 |
| 993 = DID NOT USE METHAMPHETAMINE IN THE PAST 12 MOS..... | 2169 | 3.74 |
| 994 = DON'T KNOW..... | 1 | 0.00 |
| 997 = REFUSED..... | 3 | 0.01 |
| 998 = BLANK (NO ANSWER)..... | 50 | 0.09 |

METOTFG

Len : 2 TRIMMING INDICATOR FOR METHAMYFQ

| | Freq | Pct |
|--|-------|-------|
| 2 = Trimmed relative to the 30-day freq..... | 19 | 0.03 |
| 98 = BLANK (NO ANSWER)..... | 58015 | 99.97 |

MEFQFLG

Len : 2 TRIMMED METHAMYFQ IF R USED < 12 MOS

| | Freq | Pct |
|---|-------|-------|
| 1 = Trimmed to be consistent with mo/yr of 1st use..... | 16 | 0.03 |
| 98 = BLANK (NO ANSWER)..... | 58018 | 99.97 |

METHAMPHETAMINE

Now think about the past 12 months, from [DATEFILL] through today. We want to know how many days you've used methamphetamine during the past 12 months.

What would be the easiest way for you to tell us how many days you've used it?

(MEFRAME3)
METHEASWY

Len : 2 EASIEST WAY TO TELL # DAYS USED METHAMPHETAMINE

| | Freq | Pct |
|--|-------|-------|
| 1 = Prefer to answer in days per week..... | 188 | 0.32 |
| 2 = Prefer to answer in days per month..... | 112 | 0.19 |
| 3 = Prefer to answer in days per year..... | 174 | 0.30 |
| 11 = Prefer to ans in days per wk LOG ASSN..... | 1 | 0.00 |
| 13 = Prefer to ans in days per yr LOG ASSN..... | 1 | 0.00 |
| 85 = BAD DATA Logically assigned..... | 11 | 0.02 |
| 91 = NEVER USED METHAMPHETAMINE..... | 55326 | 95.33 |
| 93 = DID NOT USE METHAMPHETAMINE IN THE PAST 12 MOS..... | 2169 | 3.74 |
| 97 = REFUSED..... | 3 | 0.01 |
| 98 = BLANK (NO ANSWER)..... | 49 | 0.08 |

On how many days in the past 12 months did you use methamphetamine?

(MEYRAVE)
METHDYSYR

Len : 3 # DAYS USED METHAMPHETAMINE PAST 12 MONTHS

| | Freq | Pct |
|---|-------|-------|
| RANGE = 1 - 365..... | 174 | 0.30 |
| 985 = BAD DATA Logically assigned..... | 4 | 0.01 |
| 989 = LEGITIMATE SKIP Logically assigned..... | 2 | 0.00 |
| 991 = NEVER USED METHAMPHETAMINE..... | 55326 | 95.33 |
| 993 = DID NOT USE METHAMPHETAMINE IN THE PAST 12 MOS..... | 2169 | 3.74 |
| 997 = REFUSED..... | 3 | 0.01 |
| 998 = BLANK (NO ANSWER)..... | 57 | 0.10 |
| 999 = LEGITIMATE SKIP..... | 299 | 0.52 |

On average, how many days did you use methamphetamine each month during the past 12 months?

(MEMONAVE)
METHDYPMO

Len : 2 # DAYS PER MO USED METHAMPHETAMINE PAST 12 MONTHS

| | Freq | Pct |
|--|-------|-------|
| RANGE = 1 - 30..... | 112 | 0.19 |
| 85 = BAD DATA Logically assigned..... | 4 | 0.01 |
| 89 = LEGITIMATE SKIP Logically assigned..... | 1 | 0.00 |
| 91 = NEVER USED METHAMPHETAMINE..... | 55326 | 95.33 |
| 93 = DID NOT USE METHAMPHETAMINE IN THE PAST 12 MOS..... | 2169 | 3.74 |
| 97 = REFUSED..... | 3 | 0.01 |
| 98 = BLANK (NO ANSWER)..... | 57 | 0.10 |
| 99 = LEGITIMATE SKIP..... | 362 | 0.62 |

On average, how many days did you use methamphetamine each week during the past 12 months?

(MEWKAVE)
METHDYPWK

Len : 2 # DAYS PER WK USED METHAMPHETAMINE PAST 12 MONTHS

| | Freq | Pct |
|--|-------|-------|
| RANGE = 1 - 7..... | 188 | 0.32 |
| 85 = BAD DATA Logically assigned..... | 3 | 0.01 |
| 91 = NEVER USED METHAMPHETAMINE..... | 55326 | 95.33 |
| 93 = DID NOT USE METHAMPHETAMINE IN THE PAST 12 MOS..... | 2169 | 3.74 |
| 94 = DON'T KNOW..... | 1 | 0.00 |
| 97 = REFUSED..... | 3 | 0.01 |
| 98 = BLANK (NO ANSWER)..... | 58 | 0.10 |
| 99 = LEGITIMATE SKIP..... | 286 | 0.49 |

METHAMPHETAMINE

Think specifically about the past 30 days, from [DATEFILL] up to and including today. During the past 30 days, on how many days did you use methamphetamine?

(ME06)

METHAM30N

Len : 2 # DAYS USED METHAMPHETAMINE PAST 30 DAYS

| | Freq | Pct |
|--|-------|-------|
| RANGE = 1 - 30 | 287 | 0.49 |
| 85 = BAD DATA Logically assigned | 3 | 0.01 |
| 91 = NEVER USED METHAMPHETAMINE | 55326 | 95.33 |
| 93 = DID NOT USE METHAMPHETAMINE IN THE PAST 30 DAYS | 2357 | 4.06 |
| 94 = DON'T KNOW | 1 | 0.00 |
| 97 = REFUSED | 3 | 0.01 |
| 98 = BLANK (NO ANSWER) | 57 | 0.10 |

What is your best estimate of the number of days you used methamphetamine during the past 30 days?

(ME06DKRE)

METHAM30E

Len : 2 BEST ESTIMATE # DAYS USED METH PAST 30 DAYS

| | Freq | Pct |
|--|-------|-------|
| 3 = 6 to 9 days..... | 1 | 0.00 |
| 91 = NEVER USED METHAMPHETAMINE | 55326 | 95.33 |
| 93 = DID NOT USE METHAMPHETAMINE IN THE PAST 30 DAYS | 2357 | 4.06 |
| 97 = REFUSED | 3 | 0.01 |
| 98 = BLANK (NO ANSWER) | 60 | 0.10 |
| 99 = LEGITIMATE SKIP..... | 287 | 0.49 |

PAIN RELIEVERS SCREENER

PAIN RELIEVERS SCREENER

Please look at the names and pictures of the pain relievers shown below.

In the **past 12 months**, which, if any, of these pain relievers have you used?

(PR021)

OXCNANYR

Len : 2 ANY OXYCONTIN USE PAST 12 MOS

| | Freq | Pct |
|---|-------|-------|
| 1 = Yes..... | 1237 | 2.13 |
| 2 = No (not entered)..... | 1337 | 2.30 |
| 81 = NEVER USED PAIN RLVRs Logically assigned..... | 102 | 0.18 |
| 85 = BAD DATA Logically assigned..... | 6 | 0.01 |
| 91 = NEVER USED PAIN RELIEVERS..... | 29387 | 50.64 |
| 93 = DID NOT USE IN THE PAST 12 MONTHS..... | 15865 | 27.34 |
| 94 = DON'T KNOW..... | 106 | 0.18 |
| 95 = I have not used any of these Pain Relievers in the past 12 months..... | 9933 | 17.12 |
| 97 = REFUSED..... | 20 | 0.03 |
| 98 = BLANK (NO ANSWER)..... | 41 | 0.07 |

Have you **ever**, even once, used **any prescription pain reliever**?

Remember, do **not** report your use of "over-the-counter" pain relievers such as aspirin, Tylenol, Advil, or Aleve.

(PRLANY)

PNRANYLIF

Len : 2 ANY PAIN RELIEVER USE IN LIFETIME

| | Freq | Pct |
|---|-------|-------|
| 1 = Yes..... | 15697 | 27.05 |
| 2 = No..... | 29489 | 50.81 |
| 5 = Yes LOGICALLY ASSIGNED (from skip pattern)..... | 12437 | 21.43 |
| 94 = DON'T KNOW..... | 314 | 0.54 |
| 97 = REFUSED..... | 16 | 0.03 |
| 98 = BLANK (NO ANSWER)..... | 81 | 0.14 |

NOTE: PNRANYREC was created from responses of any use in the past 12 months for specific pain relievers and from PNRANYLIF for any lifetime use of pain relievers.

PNRANYREC

Len : 2 RC - MOST RECENT ANY PAIN RELIEVER USE (RECODE)

| | Freq | Pct |
|--|-------|-------|
| 1 = Within the past 12 months..... | 12437 | 21.43 |
| 2 = More than 12 months ago..... | 15617 | 26.91 |
| 9 = Used at some point in the lifetime LOG ASSN..... | 80 | 0.14 |
| 83 = DID NOT USE PST 12 MOS (LIFETIME UNK) Log assn..... | 248 | 0.43 |
| 91 = NEVER USED PAIN RELIEVERS..... | 29489 | 50.81 |
| 98 = BLANK (NO ANSWER)..... | 163 | 0.28 |

The following variable for any past year use of Fentanyl Products, FENTPDAPYU, was assigned a positive response if a respondent indicated any past year use of Actiq, Duragesic, Fentora, or generic fentanyl, or past year misuse of other pain relievers that contain fentanyl.

FENTANYR

Len : 1 RC-FENTANYL PRODUCTS - ANY PAST YEAR USE

| | Freq | Pct |
|----------------------------------|-------|-------|
| . = Missing..... | 101 | 0.17 |
| 0 = No..... | 57465 | 99.02 |
| 1 = Yes (See comment above)..... | 468 | 0.81 |

TRANQUILIZERS SCREENER

TRANQUILIZERS SCREENER

Have you **ever**, even once, used **any prescription tranquilizer**?

(*TRLANY*)

TRQANYLIF

Len : 2 ANY TRANQUILIZER USE IN LIFETIME

| | Freq | Pct |
|---|-------------|------------|
| 1 = Yes..... | 4462 | 7.69 |
| 2 = No..... | 47298 | 81.50 |
| 5 = Yes LOGICALLY ASSIGNED (from skip pattern)..... | 5869 | 10.11 |
| 94 = DON'T KNOW..... | 222 | 0.38 |
| 97 = REFUSED..... | 13 | 0.02 |
| 98 = BLANK (NO ANSWER)..... | 170 | 0.29 |

NOTE: TRQANYREC was created from responses of any use in the past 12 months for specific tranquilizers and from TRQANYLIF for any lifetime use of tranquilizers.

TRQANYREC

Len : 2 RC - MOST RECENT ANY TRANQUILIZER USE (RECODE)

| | Freq | Pct |
|--|-------------|------------|
| 1 = Within the past 12 months..... | 5869 | 10.11 |
| 2 = More than 12 months ago..... | 4436 | 7.64 |
| 9 = Used at some point in the lifetime LOG ASSN..... | 26 | 0.04 |
| 83 = DID NOT USE PST 12 MOS (LIFETIME UNK) Log assn..... | 172 | 0.30 |
| 91 = NEVER USED TRANQUILIZERS..... | 47298 | 81.50 |
| 98 = BLANK (NO ANSWER)..... | 233 | 0.40 |

The following variable for any past year use of Any Benzodiazepines Tranquilizers, TRBZOANYR, was assigned a positive response if a respondent indicated any past year use of Benzodiazepine Tranquilizers or past year misuse of Benzodiazepine Tranquilizers that were specified as other Tranquilizers.

TRBZOANYR

Len : 1 RC - BENZODIAZEPINES TRANQUILIZERS - ANY PAST YEAR USE

| | Freq | Pct |
|------------------|-------------|------------|
| . = Missing..... | 216 | 0.37 |
| 0 = No..... | 53408 | 92.03 |
| 1 = Yes..... | 4410 | 7.60 |

STIMULANTS SCREENER

STIMULANTS SCREENER

Have you **ever**, even once, used any **prescription stimulant**?

Remember, do not include "over-the-counter" stimulants such as Dexatrim, No-Doz, Hydroxycut, or 5-Hour Energy.

(*STLANY*)

STMANYLIF

Len : 2 ANY STIMULANT USE IN LIFETIME

| | Freq | Pct |
|---|-------------|------------|
| 1 = Yes..... | 3168 | 5.46 |
| 2 = No..... | 50251 | 86.59 |
| 5 = Yes LOGICALLY ASSIGNED (from skip pattern)..... | 4238 | 7.30 |
| 94 = DON'T KNOW..... | 143 | 0.25 |
| 97 = REFUSED..... | 14 | 0.02 |
| 98 = BLANK (NO ANSWER)..... | 220 | 0.38 |

NOTE: STMANYREC was created from responses of any use in the past 12 months for specific stimulants and from STMANYLIF for any lifetime use of stimulants.

STMANYREC

Len : 2 RC - MOST RECENT ANY STIMULANT USE (RECODE)

| | Freq | Pct |
|--|-------------|------------|
| 1 = Within the past 12 months..... | 4238 | 7.30 |
| 2 = More than 12 months ago..... | 3154 | 5.43 |
| 9 = Used at some point in the lifetime LOG ASSN..... | 14 | 0.02 |
| 83 = DID NOT USE PST 12 MOS (LIFETIME UNK) Log assn..... | 102 | 0.18 |
| 91 = NEVER USED STIMULANTS..... | 50251 | 86.59 |
| 98 = BLANK (NO ANSWER)..... | 275 | 0.47 |

SEDATIVES SCREENER

SEDATIVES SCREENER

Have you **ever**, even once, used **any prescription sedative**?

Remember, do not include "over-the-counter" sedatives such as Sominex, Unisom, Nytol, or Benadryl.

(SVLANY)

SEDANYLIF

Len : 2 ANY SEDATIVE USE IN LIFETIME

| | Freq | Pct |
|--|-------------|------------|
| 1 = Yes..... | 3240 | 5.58 |
| 2 = No..... | 51835 | 89.32 |
| 5 = Yes LOGICALLY ASSIGNED (from skip pattern) | 2452 | 4.23 |
| 94 = DON'T KNOW | 211 | 0.36 |
| 97 = REFUSED | 17 | 0.03 |
| 98 = BLANK (NO ANSWER) | 279 | 0.48 |

NOTE: SEDANYREC was created from responses of any use in the past 12 months for specific sedatives and from SEDANYLIF for any lifetime use of sedatives.

SEDANYREC

Len : 2 RC - MOST RECENT ANY SEDATIVE USE (RECODE)

| | Freq | Pct |
|---|-------------|------------|
| 1 = Within the past 12 months | 2452 | 4.23 |
| 2 = More than 12 months ago | 3226 | 5.56 |
| 9 = Used at some point in the lifetime LOG ASSN..... | 14 | 0.02 |
| 83 = DID NOT USE PST 12 MOS (LIFETIME UNK) Log assn | 156 | 0.27 |
| 91 = NEVER USED SEDATIVES | 51835 | 89.32 |
| 98 = BLANK (NO ANSWER) | 351 | 0.60 |

The following variable for any past year use of Any Benzodiazepines Sedatives, SVBZOANYR, was assigned a positive response if a respondent indicated any past year use of Benzodiazepine Sedatives or past year misuse of Benzodiazepine Sedatives that were specified as other Sedatives.

SVBZOANYR

Len : 1 RC - BENZODIAZEPINES SEDATIVES - ANY PAST YEAR USE

| | Freq | Pct |
|------------------|-------------|------------|
| . = Missing..... | 308 | 0.53 |
| 0 = No..... | 57416 | 98.94 |
| 1 = Yes..... | 310 | 0.53 |

PAIN RELIEVERS

PAIN RELIEVERS

The next question asks about using prescription pain relievers in any way a doctor did not direct you to use them.

When you answer these questions, please think only about your use of the drug in any way a doctor did not direct you to use it, including:

- Using it without a prescription of your own
- Using it in greater amounts, more often, or longer than you were told to take it
- Using it in any other way a doctor did not direct you to use it

Have you ever, even once, used any prescription pain reliever in any way a doctor did not direct you to use it?

(PRL01, PRL02)

PNRNMLIF

Len : 2 EVER USED PAIN RELIEVER NOT DIRECTED BY DR

| | Freq | Pct |
|---|-------|-------|
| 1 = Yes..... | 3136 | 5.40 |
| 2 = No..... | 22999 | 39.63 |
| 5 = Yes LOGICALLY ASSIGNED (from skip pattern)..... | 1751 | 3.02 |
| 85 = BAD DATA Logically assigned..... | 5 | 0.01 |
| 91 = NEVER USED/MISUSED PAIN RELIEVERS..... | 29489 | 50.81 |
| 94 = DON'T KNOW..... | 29 | 0.05 |
| 97 = REFUSED..... | 6 | 0.01 |
| 98 = BLANK (NO ANSWER)..... | 619 | 1.07 |

In the past 12 months, did you use OxyContin in any way a doctor did not direct you to use it?

(PRY06)

OXCNNMYR

Len : 2 USED OXYCONTIN NOT DIRECTED BY DR PAST 12 MOS

| | Freq | Pct |
|---|-------|-------|
| 1 = Yes..... | 200 | 0.34 |
| 2 = No..... | 262 | 0.45 |
| 81 = NEVER MISUSED PAIN RLVRs Logically assigned..... | 1 | 0.00 |
| 85 = BAD DATA Logically assigned..... | 6 | 0.01 |
| 91 = NEVER USED/MISUSED PAIN RELIEVERS..... | 52487 | 90.44 |
| 93 = DID NOT USE IN THE PAST 12 MONTHS..... | 4966 | 8.56 |
| 94 = DON'T KNOW..... | 1 | 0.00 |
| 97 = REFUSED..... | 2 | 0.00 |
| 98 = BLANK (NO ANSWER)..... | 109 | 0.19 |

Please think about the first time you ever used OxyContin in a way a doctor did not direct you to use it.

How old were you when you first used OxyContin in a way a doctor did not direct you to use it?

(PRY06A)

OXCNNMAGE

Len : 3 AGE 1ST USED OXYCONTIN NOT DIRECTED BY DR

| | Freq | Pct |
|---|-------|-------|
| RANGE = 1 - 65..... | 193 | 0.33 |
| 981 = NEVER USED PAIN RLVRs Logically assigned..... | 1 | 0.00 |
| 991 = NEVER USED/MISUSED PAIN RELIEVERS..... | 52487 | 90.44 |
| 993 = DID NOT USE IN THE PAST 12 MONTHS..... | 5228 | 9.01 |
| 994 = DON'T KNOW..... | 4 | 0.01 |
| 997 = REFUSED..... | 3 | 0.01 |
| 998 = BLANK (NO ANSWER)..... | 118 | 0.20 |

Did you first use OxyContin in a way a doctor did not direct you to use it in [CURRENT YEAR - 1] or [CURRENT YEAR]?

Did you first use OxyContin in a way a doctor did not direct you to use it in [CURRENT YEAR - 2] or [CURRENT YEAR - 1]?

(PRY06B, PRY06C, PRY06D)

OXCNNMYFU

Len : 4 YEAR 1ST USED OXYCONTIN NOT DIRECTED BY DR

| | Freq | Pct |
|--|-------|-------|
| RANGE = 2019 - 2021..... | 46 | 0.08 |
| 9981 = NEVER USED PAIN RLVRs Logically assigned..... | 1 | 0.00 |
| 9989 = LEGITIMATE SKIP Logically assigned..... | 2 | 0.00 |
| 9991 = NEVER USED/MISUSED PAIN RELIEVERS..... | 52487 | 90.44 |
| 9993 = DID NOT USE IN THE PAST 12 MONTHS..... | 5228 | 9.01 |
| 9998 = BLANK (NO ANSWER)..... | 125 | 0.22 |
| 9999 = LEGITIMATE SKIP..... | 145 | 0.25 |

PAIN RELIEVERS

Earlier, you reported that you first used OxyContin in a way a doctor did not direct you to use it when you were [FILL] years old. Based on your date of birth, you turned [FILL] in [FILL].

In what month in [FILL] did you first use OxyContin in a way a doctor did not direct you to use it?

(PRY06D)

OXCNNMFU

Len : 2 MONTH 1ST USED OXYCONTIN NOT DIRECTED BY DR

| | Freq | Pct |
|--|-------|-------|
| 1 = January..... | 1 | 0.00 |
| 2 = February..... | 7 | 0.01 |
| 3 = March..... | 2 | 0.00 |
| 4 = April..... | 3 | 0.01 |
| 5 = May..... | 1 | 0.00 |
| 6 = June..... | 5 | 0.01 |
| 7 = July..... | 4 | 0.01 |
| 9 = September..... | 7 | 0.01 |
| 10 = October..... | 3 | 0.01 |
| 11 = November..... | 6 | 0.01 |
| 12 = December..... | 2 | 0.00 |
| 81 = NEVER USED PAIN RLVRs Logically assigned..... | 1 | 0.00 |
| 89 = LEGITIMATE SKIP Logically assigned..... | 2 | 0.00 |
| 91 = NEVER USED/MISUSED PAIN RELIEVERS..... | 52487 | 90.44 |
| 93 = DID NOT USE IN THE PAST 12 MONTHS..... | 5228 | 9.01 |
| 94 = DON'T KNOW..... | 5 | 0.01 |
| 98 = BLANK (NO ANSWER)..... | 125 | 0.22 |
| 99 = LEGITIMATE SKIP..... | 145 | 0.25 |

NOTE: The variable PNRNMREC is a recoded variable that was created from PNRNMLIF, the 12-month misuse variables of specific pain relievers, and PNRLVNM30DY.

PNRNMREC

Len : 2 RC - MOST RECENT PAIN RELIEVER MISUSE (RECODE)

| | Freq | Pct |
|---|-------|-------|
| 1 = Within the past 30 days..... | 465 | 0.80 |
| 2 = More than 30 days ago but within the past 12 mos..... | 1271 | 2.19 |
| 3 = More than 12 months ago..... | 3096 | 5.33 |
| 8 = Misused at some point in past 12 mos LOG ASSN..... | 15 | 0.03 |
| 9 = Misused at some point in lifetime LOG ASSN..... | 40 | 0.07 |
| 83 = DID NOT MISUSE PST 12 MOS (LIFETIME UNK) Log assn..... | 403 | 0.69 |
| 91 = NEVER USED/MISUSED PAIN RELIEVERS..... | 52488 | 90.44 |
| 98 = BLANK (NO ANSWER)..... | 256 | 0.44 |

NOTE: PNRNMINIT is "reverse coded" from the answers in PRL03. PRL03=1 (yes) was recoded to 2 in PNRNMINIT because this answer means that the respondent misused pain relievers before the past 12 months (and therefore is not a past year initiate for misuse of pain relievers). PRL03=2 (no) was recoded to 1 in PNRNMINIT because this answer means that the respondent did not misuse pain relievers before the past 12 months (and therefore is a past year initiate for misuse of pain relievers).

Earlier questions were about the past 12 months. This question is about any time before then, that is, any time in your life before [DATEFILL].

At any time before [DATEFILL], did you ever use any prescription pain reliever in a way a doctor did not direct you to use it?

(PRL03)

PNRNMINIT

Len : 2 PAST YEAR INITIATE FOR ANY PAIN RELIEVER MISUSE

| | Freq | Pct |
|--|-------|-------|
| 1 = Past year initiate..... | 329 | 0.57 |
| 2 = Not a past year initiate..... | 101 | 0.17 |
| 4 = Not past yr initiate LOG ASSN (from skip pattern)..... | 1312 | 2.26 |
| 83 = NOT PAST YR INITIATE (AT-RISK STATUS UNKNOWN)..... | 403 | 0.69 |
| 91 = NEVER USED/MISUSED PAIN RELIEVERS..... | 52488 | 90.44 |
| 93 = DID NOT MISUSE PAIN RELIEVERS IN THE PAST 12 MOS..... | 3096 | 5.33 |
| 94 = DON'T KNOW..... | 5 | 0.01 |
| 97 = REFUSED..... | 4 | 0.01 |
| 98 = BLANK (NO ANSWER)..... | 296 | 0.51 |

PAIN RELIEVERS

NOTE: The variables PNRNMAGE, PNRNMYFU, and PNRNMMFU show the age, year, and month of first misuse, respectively, for respondents who initiated misuse of pain relievers in the 12 months prior to being interviewed (PNRNMINIT=1).

PNRNMAGE Len : 3 RC - AGE AT 1ST MISUSE FOR PAST YR PNRLV INITIATES

| | Freq | Pct |
|---|-------|-------|
| RANGE = 11 - 85 | 242 | 0.42 |
| 983 = NOT A PAST YEAR INITIATE Log assn..... | 403 | 0.69 |
| 991 = NEVER USED/MISUSED PAIN RELIEVERS | 52488 | 90.44 |
| 993 = NOT A PAST YEAR INITIATE..... | 4509 | 7.77 |
| 998 = BLANK (NO ANSWER)..... | 392 | 0.68 |

PNRNMYFU Len : 4 RC - YR 1ST MISUSED FOR PAST YR PAIN RLVR INITIATES

| | Freq | Pct |
|---|-------|-------|
| RANGE = 2020 - 2021 | 241 | 0.42 |
| 9983 = NOT A PAST YEAR INITIATE Logically assigned..... | 403 | 0.69 |
| 9991 = NEVER USED/MISUSED PAIN RELIEVERS | 52488 | 90.44 |
| 9993 = NOT A PAST YEAR INITIATE | 4509 | 7.77 |
| 9998 = BLANK (NO ANSWER)..... | 393 | 0.68 |

PNRNMMFU Len : 2 RC - MO 1ST MISUSED FOR PAST YR PAIN RLVR INITIATES

| | Freq | Pct |
|--|-------|-------|
| 1 = January..... | 20 | 0.03 |
| 2 = February..... | 19 | 0.03 |
| 3 = March..... | 14 | 0.02 |
| 4 = April | 23 | 0.04 |
| 5 = May..... | 17 | 0.03 |
| 6 = June..... | 20 | 0.03 |
| 7 = July | 21 | 0.04 |
| 8 = August | 19 | 0.03 |
| 9 = September..... | 18 | 0.03 |
| 10 = October | 19 | 0.03 |
| 11 = November | 21 | 0.04 |
| 12 = December..... | 14 | 0.02 |
| 83 = NOT A PAST YEAR INITIATE Logically assigned | 403 | 0.69 |
| 91 = NEVER USED/MISUSED PAIN RELIEVERS..... | 52488 | 90.44 |
| 93 = NOT A PAST YEAR INITIATE | 4509 | 7.77 |
| 98 = BLANK (NO ANSWER) | 409 | 0.70 |

In the past 30 days, that is, from [DATEFILL] up to and including today, did you use [PRNAMEFILL] in any way a doctor did not direct you to use [PRNUMFILL]?

(PRM01)
PNRNM30D Len : 2 USED PAIN RLVR NOT DIRECTED BY DR PAST 30 DAYS

| | Freq | Pct |
|--|-------|-------|
| 1 = Yes..... | 428 | 0.74 |
| 2 = No | 1271 | 2.19 |
| 5 = Yes LOGICALLY ASSIGNED (from PR30ANYINIT=1) | 37 | 0.06 |
| 83 = DID NOT MISUSE PAIN RELIEVERS PST 30 DYS Log assn..... | 94 | 0.16 |
| 85 = BAD DATA Logically assigned | 6 | 0.01 |
| 91 = NEVER USED/MISUSED PAIN RELIEVERS..... | 52488 | 90.44 |
| 93 = DID NOT MISUSE PAIN RELIEVERS IN THE PAST 30 DAYS | 3405 | 5.87 |
| 94 = DON'T KNOW..... | 4 | 0.01 |
| 97 = REFUSED | 4 | 0.01 |
| 98 = BLANK (NO ANSWER) | 297 | 0.51 |

During the past 30 days, on how many days did you use [PRNAMEFILL] in any way a doctor did not direct you to use [PRNUMFILL]?

(PRM02)
PNRNM30FQ Len : 2 # DAYS USED PAIN RLVR NOT DIRECTD BY DR PST 30 DYS

| | Freq | Pct |
|--|-------|-------|
| RANGE = 1 - 30 | 458 | 0.79 |
| 83 = DID NOT USE PAIN REL IN THE PAST 12 MOS Log assn | 23 | 0.04 |
| 85 = BAD DATA Logically assigned | 2 | 0.00 |
| 91 = NEVER USED/MISUSED PAIN RELIEVERS..... | 52488 | 90.44 |
| 93 = DID NOT MISUSE PAIN RELIEVERS IN THE PAST 30 DAYS | 4747 | 8.18 |
| 94 = DON'T KNOW..... | 6 | 0.01 |
| 97 = REFUSED | 1 | 0.00 |
| 98 = BLANK (NO ANSWER) | 309 | 0.53 |

PAIN RELIEVERS

What is your best estimate of the number of days you used [PRNAMEFILL] in any way a doctor did not direct you to use [PRNUMFILL] during the past 30 days?

(PRM02DKRE)
PNRNM30ES

Len : 2 EST # DAYS USED PAIN RLVR NOT DIRECTED PST 30 DYS

| | Freq | Pct |
|--|-------|-------|
| 1 = 1 or 2 days | 4 | 0.01 |
| 2 = 3 to 5 days..... | 2 | 0.00 |
| 83 = DID NOT USE PAIN REL IN THE PAST 12 MOS Log assn | 1 | 0.00 |
| 91 = NEVER USED/MISUSED PAIN RELIEVERS..... | 52488 | 90.44 |
| 93 = DID NOT MISUSE PAIN RELIEVERS IN THE PAST 30 DAYS | 4769 | 8.22 |
| 97 = REFUSED | 1 | 0.00 |
| 98 = BLANK (NO ANSWER) | 311 | 0.54 |
| 99 = LEGITIMATE SKIP..... | 458 | 0.79 |

NOTE: Responses of "yes" in PNRNM30AL were assigned a code of 11 when respondents reported that they misused pain relievers with alcohol in the past 30 days but there was some question from the edited alcohol data about whether they used alcohol in the past 30 days. Analysts are encouraged to check the value of the final imputed alcohol recency IRALCRC when PNRNM30AL=11 to determine whether IRALCRC was assigned a value to indicate that the most recent use of alcohol was within the past 30 days or was more than 30 days ago but within the past 12 months.

During the past 30 days, did you use [PRNAMEFILL] in any way a doctor did not direct you to use [PRNUMFILL] while you were drinking alcohol or within a couple of hours of drinking?

(PRM03)
PNRNM30AL

Len : 2 USED PAIN RLVR NOT DIRECTED BY DR W/ALC PST 30 DYS

| | Freq | Pct |
|--|-------|-------|
| 1 = Yes..... | 129 | 0.22 |
| 2 = No..... | 142 | 0.24 |
| 83 = DID NOT USE PAIN REL IN THE PAST 12 MOS Log assn | 10 | 0.02 |
| 91 = NEVER USED/MISUSED PAIN RELIEVERS..... | 52488 | 90.44 |
| 93 = DID NOT MISUSE PAIN RELIEVERS IN THE PAST 30 DAYS | 4760 | 8.20 |
| 98 = BLANK (NO ANSWER) | 320 | 0.55 |
| 99 = LEGITIMATE SKIP..... | 185 | 0.32 |

Which of these statements describe your use of it/them at **any** time in the past 12 months?

To select more than one statement, press the space bar between the numbers. When you have finished, press [ENTER].

(PRYWAYS1)
PNRWYNORX

Len : 2 USED PAIN RLVR W/O OWN RX PAST 12 MONTHS

| | Freq | Pct |
|--|-------|-------|
| 1 = Yes..... | 974 | 1.68 |
| 2 = No (not entered)..... | 628 | 1.08 |
| 83 = DID NOT MISUSE PAIN RELIEVERS IN PST 30 days Log assn | 66 | 0.11 |
| 85 = BAD DATA Logically assigned..... | 5 | 0.01 |
| 91 = NEVER USED/MISUSED PAIN RELIEVERS..... | 52488 | 90.44 |
| 93 = DID NOT MISUSE PAIN RELIEVERS IN THE PAST 12 MOS | 3433 | 5.92 |
| 94 = DON'T KNOW | 103 | 0.18 |
| 97 = REFUSED | 35 | 0.06 |
| 98 = BLANK (NO ANSWER) | 302 | 0.52 |

(PRYWAYS2)
PNRWYGAMT

Len : 2 USED PAIN RLVR IN GREATER AMTS THAN RX PST 12 MOS

| | Freq | Pct |
|---|-------|-------|
| 1 = Yes..... | 322 | 0.55 |
| 2 = No (not entered)..... | 1281 | 2.21 |
| 83 = DID NOT USE PAIN REL IN THE PAST 12 MOS Log assn | 23 | 0.04 |
| 91 = NEVER USED/MISUSED PAIN RELIEVERS..... | 52488 | 90.44 |
| 93 = DID NOT MISUSE PAIN RELIEVERS IN THE PAST 12 MOS | 3476 | 5.99 |
| 94 = DON'T KNOW | 103 | 0.18 |
| 97 = REFUSED | 35 | 0.06 |
| 98 = BLANK (NO ANSWER) | 306 | 0.53 |

PAIN RELIEVERS

(PRYWAYS3)
PNRWYOFNTN

Len : 2 USED PAIN RLVR MORE OFTEN THAN RX PAST 12 MONTHS

| | Freq | Pct |
|--|-------|-------|
| 1 = Yes..... | 275 | 0.47 |
| 2 = No (not entered)..... | 1328 | 2.29 |
| 83 = DID NOT USE PAIN REL IN THE PAST 12 MOS logically assigned..... | 19 | 0.03 |
| 91 = NEVER USED/MISUSED PAIN RELIEVERS..... | 52488 | 90.44 |
| 93 = DID NOT MISUSE PAIN RELIEVERS IN THE PAST 12 MOS | 3480 | 6.00 |
| 94 = DON'T KNOW | 103 | 0.18 |
| 97 = REFUSED | 35 | 0.06 |
| 98 = BLANK (NO ANSWER) | 306 | 0.53 |

(PRYWAYS4)
PNRWYLNGR

Len : 2 USED PAIN RLVR LONGER THAN RX PAST 12 MONTHS

| | Freq | Pct |
|---|-------|-------|
| 1 = Yes..... | 239 | 0.41 |
| 2 = No (not entered)..... | 1364 | 2.35 |
| 83 = DID NOT USE PAIN RELIEVERS PST 12 MOS Log assn..... | 25 | 0.04 |
| 91 = NEVER USED/MISUSED PAIN RELIEVERS..... | 52488 | 90.44 |
| 93 = DID NOT MISUSE PAIN RELIEVERS IN THE PAST 12 MOS | 3474 | 5.99 |
| 94 = DON'T KNOW | 103 | 0.18 |
| 97 = REFUSED | 35 | 0.06 |
| 98 = BLANK (NO ANSWER) | 306 | 0.53 |

(PRYWAYS5)
PNRWYOTWY

Len : 2 USED PAIN RLVR OTHER WAY NOT DIRECTED PST 12 MOS

| | Freq | Pct |
|---|-------|-------|
| 1 = Yes..... | 441 | 0.76 |
| 2 = No (not entered)..... | 1162 | 2.00 |
| 83 = DID NOT USE PAIN RELIEVERS PST 12 MOS Log assn..... | 31 | 0.05 |
| 85 = BAD DATA Logically assigned..... | 1 | 0.00 |
| 91 = NEVER USED/MISUSED PAIN RELIEVERS..... | 52488 | 90.44 |
| 93 = DID NOT MISUSE PAIN RELIEVERS IN THE PAST 12 MOS | 3468 | 5.98 |
| 94 = DON'T KNOW | 103 | 0.18 |
| 97 = REFUSED | 35 | 0.06 |
| 98 = BLANK (NO ANSWER) | 305 | 0.53 |

PAIN RELIEVERS

Now think about the last time you used a prescription pain reliever in any way a doctor did not direct you to use it.

Which of these pain relievers did you use the last time? If you used more than one pain reliever the last time, please choose one pain reliever as your best answer.

(RPRYLAST)
PNRNMLAS1

Len : 2 LAST PAIN RLVR USED NOT DIRECTED BY DR PST 12 MOS

| | Freq | Pct |
|---|-------|-------|
| 1 = Vicodin | 92 | 0.16 |
| 2 = Lortab | 49 | 0.08 |
| 3 = Norco | 71 | 0.12 |
| 4 = Zohydro ER | 5 | 0.01 |
| 5 = Hydrocodone (generic) | 308 | 0.53 |
| 6 = OxyContin | 65 | 0.11 |
| 7 = Percocet | 140 | 0.24 |
| 8 = Percodan | 4 | 0.01 |
| 9 = Roxicodone | 16 | 0.03 |
| 10 = Oxycodone (generic) | 139 | 0.24 |
| 11 = Ultram | 5 | 0.01 |
| 12 = Ultram ER | 1 | 0.00 |
| 13 = Ultracet | 2 | 0.00 |
| 14 = Tramadol (generic) | 148 | 0.26 |
| 15 = Extended-release tramadol (generic) | 12 | 0.02 |
| 16 = Tylenol with codeine 3 or 4 (NOT over-the-counter Tylenol) | 263 | 0.45 |
| 17 = Codeine pills (generic) | 30 | 0.05 |
| 18 = Avinza | 1 | 0.00 |
| 19 = Kadian | 1 | 0.00 |
| 20 = MS Contin | 1 | 0.00 |
| 21 = Morphine (generic) | 16 | 0.03 |
| 22 = Extended-release morphine (generic) | 10 | 0.02 |
| 24 = Fentora | 1 | 0.00 |
| 25 = Fentanyl (generic) | 52 | 0.09 |
| 26 = Suboxone | 56 | 0.10 |
| 27 = Buprenorphine (generic) | 17 | 0.03 |
| 28 = Buprenorphine plus naloxone (generic) | 8 | 0.01 |
| 29 = Opana | 2 | 0.00 |
| 31 = Oxymorphone (generic) | 1 | 0.00 |
| 32 = Extended-release oxymorphone (generic) | 1 | 0.00 |
| 33 = Demerol | 3 | 0.01 |
| 34 = Dilaudid or hydromorphone | 8 | 0.01 |
| 36 = Methadone | 22 | 0.04 |
| 37 = Some other pain reliever | 167 | 0.29 |
| 83 = DID NOT MISUSE IN THE PST 12 MOS Logically assigned | 95 | 0.16 |
| 85 = BAD DATA Logically assigned | 12 | 0.02 |
| 91 = NEVER USED/MISUSED PAIN RELIEVERS | 52488 | 90.44 |
| 93 = DID NOT MISUSE PAIN RELIEVERS IN THE PAST 12 MOS | 3404 | 5.87 |
| 94 = DON'T KNOW | 12 | 0.02 |
| 97 = REFUSED | 5 | 0.01 |
| 98 = BLANK (NO ANSWER) | 301 | 0.52 |

Now think about the last time you used [PRLASTFILL2] in any way a doctor did not direct you to use it/them.

What were the reasons you used [PRLASTFILL2] the last time?

(PRYMOTV1)
PNRRSPAIN

Len : 2 USED LAST PAIN RLVR (NOT DIRECTED) TO RLV PAIN

| | Freq | Pct |
|---|-------|-------|
| 1 = Yes | 1167 | 2.01 |
| 2 = No (not entered) | 509 | 0.88 |
| 3 = Yes LOGICALLY ASSIGNED | 16 | 0.03 |
| 83 = DID NOT USE PAIN RELIEVERS PST 12 MOS Log assn | 82 | 0.14 |
| 85 = BAD DATA Logically assigned | 4 | 0.01 |
| 91 = NEVER USED/MISUSED PAIN RELIEVERS | 52488 | 90.44 |
| 93 = DID NOT MISUSE PAIN RELIEVERS IN THE PAST 12 MOS | 3417 | 5.89 |
| 94 = DON'T KNOW | 29 | 0.05 |
| 97 = REFUSED | 17 | 0.03 |
| 98 = BLANK (NO ANSWER) | 305 | 0.53 |

PAIN RELIEVERS

(PRYMOTV2)
PNRRSRELX

Len : 2 USED LAST PAIN RLVR (NOT DIRECTED) TO RELAX

| | Freq | Pct |
|--|-------|-------|
| 1 = Yes..... | 443 | 0.76 |
| 2 = No (not entered)..... | 1249 | 2.15 |
| 83 = DID NOT USE PAIN RELIEVERS PST 12 MOS Log assn..... | 22 | 0.04 |
| 85 = BAD DATA Logically assigned..... | 2 | 0.00 |
| 91 = NEVER USED/MISUSED PAIN RELIEVERS..... | 52488 | 90.44 |
| 93 = DID NOT MISUSE PAIN RELIEVERS IN THE PAST 12 MOS..... | 3477 | 5.99 |
| 94 = DON'T KNOW..... | 29 | 0.05 |
| 97 = REFUSED..... | 17 | 0.03 |
| 98 = BLANK (NO ANSWER)..... | 307 | 0.53 |

(PRYMOTV3)
PNRRSEXPT

Len : 2 USED LAST PAIN RLVR (NOT DIRECTED) TO EXPERIMENT

| | Freq | Pct |
|--|-------|-------|
| 1 = Yes..... | 119 | 0.21 |
| 2 = No (not entered)..... | 1574 | 2.71 |
| 83 = DID NOT USE PAIN RELIEVERS PST 12 MOS Log assn..... | 11 | 0.02 |
| 91 = NEVER USED/MISUSED PAIN RELIEVERS..... | 52488 | 90.44 |
| 93 = DID NOT MISUSE PAIN RELIEVERS IN THE PAST 12 MOS..... | 3488 | 6.01 |
| 94 = DON'T KNOW..... | 29 | 0.05 |
| 97 = REFUSED..... | 17 | 0.03 |
| 98 = BLANK (NO ANSWER)..... | 308 | 0.53 |

(PRYMOTV4)
PNRRSHIGH

Len : 2 USED LAST PAIN RLVR (NOT DIRECTED) TO GET HIGH

| | Freq | Pct |
|--|-------|-------|
| 1 = Yes..... | 372 | 0.64 |
| 2 = No (not entered)..... | 1320 | 2.27 |
| 3 = Yes LOGICALLY ASSIGNED..... | 1 | 0.00 |
| 83 = DID NOT USE PAIN RELIEVERS PST 12 MOS Log assn..... | 11 | 0.02 |
| 91 = NEVER USED/MISUSED PAIN RELIEVERS..... | 52488 | 90.44 |
| 93 = DID NOT MISUSE PAIN RELIEVERS IN THE PAST 12 MOS..... | 3488 | 6.01 |
| 94 = DON'T KNOW..... | 29 | 0.05 |
| 97 = REFUSED..... | 17 | 0.03 |
| 98 = BLANK (NO ANSWER)..... | 308 | 0.53 |

(PRYMOTV5)
PNRRSLEP

Len : 2 USED LAST PAIN RLVR (NOT DIRECTED) FOR SLEEP

| | Freq | Pct |
|--|-------|-------|
| 1 = Yes..... | 332 | 0.57 |
| 2 = No (not entered)..... | 1360 | 2.34 |
| 83 = DID NOT USE PAIN RELIEVERS PST 12 MOS Log assn..... | 17 | 0.03 |
| 85 = BAD DATA Logically assigned..... | 1 | 0.00 |
| 91 = NEVER USED/MISUSED PAIN RELIEVERS..... | 52488 | 90.44 |
| 93 = DID NOT MISUSE PAIN RELIEVERS IN THE PAST 12 MOS..... | 3482 | 6.00 |
| 94 = DON'T KNOW..... | 29 | 0.05 |
| 97 = REFUSED..... | 17 | 0.03 |
| 98 = BLANK (NO ANSWER)..... | 308 | 0.53 |

(PRYMOTV6)
PNRRSEMOT

Len : 2 USED LAST PAIN RLVR (NOT DIRECTED) FOR EMOTIONS

| | Freq | Pct |
|--|-------|-------|
| 1 = Yes..... | 266 | 0.46 |
| 2 = No (not entered)..... | 1425 | 2.46 |
| 3 = Yes LOGICALLY ASSIGNED..... | 1 | 0.00 |
| 83 = DID NOT USE PAIN RELIEVERS PST 12 MOS Log assn..... | 15 | 0.03 |
| 85 = BAD DATA Logically assigned..... | 1 | 0.00 |
| 91 = NEVER USED/MISUSED PAIN RELIEVERS..... | 52488 | 90.44 |
| 93 = DID NOT MISUSE PAIN RELIEVERS IN THE PAST 12 MOS..... | 3484 | 6.00 |
| 94 = DON'T KNOW..... | 29 | 0.05 |
| 97 = REFUSED..... | 17 | 0.03 |
| 98 = BLANK (NO ANSWER)..... | 308 | 0.53 |

PAIN RELIEVERS

(PRYMOTV7)
PNRRSDGFX

Len : 2 USED LAST PAIN RLVR (NOT DIRECTED) OTH DRUG EFFECT

| | Freq | Pct |
|--|-------|-------|
| 1 = Yes..... | 65 | 0.11 |
| 2 = No (not entered)..... | 1628 | 2.81 |
| 83 = DID NOT USE PAIN RELIEVERS PST 12 MOS Log assn..... | 9 | 0.02 |
| 91 = NEVER USED/MISUSED PAIN RELIEVERS..... | 52488 | 90.44 |
| 93 = DID NOT MISUSE PAIN RELIEVERS IN THE PAST 12 MOS..... | 3490 | 6.01 |
| 94 = DON'T KNOW..... | 29 | 0.05 |
| 97 = REFUSED..... | 17 | 0.03 |
| 98 = BLANK (NO ANSWER)..... | 308 | 0.53 |

(PRYMOTV8)
PNRRSHOOK

Len : 2 USED LAST PAIN RLVR (NOT DIRECTED) BECAUSE HOOKED

| | Freq | Pct |
|--|-------|-------|
| 1 = Yes..... | 93 | 0.16 |
| 2 = No (not entered)..... | 1600 | 2.76 |
| 83 = DID NOT USE PAIN RELIEVERS PST 12 MOS Log assn..... | 10 | 0.02 |
| 91 = NEVER USED/MISUSED PAIN RELIEVERS..... | 52488 | 90.44 |
| 93 = DID NOT MISUSE PAIN RELIEVERS IN THE PAST 12 MOS..... | 3489 | 6.01 |
| 94 = DON'T KNOW..... | 29 | 0.05 |
| 97 = REFUSED..... | 17 | 0.03 |
| 98 = BLANK (NO ANSWER)..... | 308 | 0.53 |

(PRYMOTV9)
PNRRSSOR

Len : 2 USED LAST PAIN RLVR (NOT DIRECTED) OTHER REASON

| | Freq | Pct |
|---|-------|-------|
| 1 = Yes..... | 90 | 0.16 |
| 2 = No (not entered)..... | 1603 | 2.76 |
| 83 = DID NOT MISUSE PAIN RELEIVERS IN PAST 12 mos Log assn..... | 21 | 0.04 |
| 85 = BAD DATA Logically assigned..... | 1 | 0.00 |
| 91 = NEVER USED/MISUSED PAIN RELIEVERS..... | 52488 | 90.44 |
| 93 = DID NOT MISUSE PAIN RELIEVERS IN THE PAST 12 MOS..... | 3478 | 5.99 |
| 94 = DON'T KNOW..... | 29 | 0.05 |
| 97 = REFUSED..... | 17 | 0.03 |
| 98 = BLANK (NO ANSWER)..... | 307 | 0.53 |

Please type in the other reason you used [PRLASTFILL2] the last time. When you have finished typing your answer, press [ENTER] to go to the next question.

(PRMOTOTSC)
PNRRSOTRS2

Len : 3 REASON USED LAST PAIN RLVR (NOT DIRECTED)

| | Freq | Pct |
|---|-------|-------|
| 1 = To relieve physical pain..... | 23 | 0.04 |
| 2 = To relax or relieve tension..... | 1 | 0.00 |
| 4 = To feel good or get high..... | 1 | 0.00 |
| 6 = To help me with my feelings or emotions..... | 2 | 0.00 |
| 13 = I used it/them for some other reason..... | 12 | 0.02 |
| 16 = Suicide attempt/suicidal thoughts..... | 9 | 0.02 |
| 24 = Took them by mistake/didn't know what it was..... | 3 | 0.01 |
| 26 = To replace another/other drug(s) I am addicted to..... | 14 | 0.02 |
| 71 = They are prescribed to me; misuse not indicated..... | 4 | 0.01 |
| 983 = DID NOT USE PAIN REL IN THE PAST 12 MOS Logically assigned..... | 13 | 0.02 |
| 985 = BAD DATA (logically assigned)..... | 10 | 0.02 |
| 991 = NEVER USED PAIN RELIEVERS..... | 52488 | 90.44 |
| 993 = DID NOT MISUSE PAIN RELIEVERS IN THE PAST 12 MOS..... | 3486 | 6.01 |
| 994 = DON'T KNOW..... | 6 | 0.01 |
| 997 = REFUSED..... | 6 | 0.01 |
| 998 = BLANK (no answer)..... | 353 | 0.61 |
| 999 = LEGITIMATE SKIP..... | 1603 | 2.76 |

PAIN RELIEVERS

Which was the main reason you used [PRLASTFILL2] the last time?

(RPRYMOT1)
PNRRSMAN

Len : 2 MAIN REASON USED LAST PAIN RLVR (NOT DIRECTED)

| | Freq | Pct |
|--|-------|-------|
| 1 = To relieve physical pain | 265 | 0.46 |
| 2 = To relax or relieve tension | 85 | 0.15 |
| 3 = To experiment or to see what it was/they were like | 19 | 0.03 |
| 4 = To feel good or get high..... | 87 | 0.15 |
| 5 = To help with my sleep..... | 34 | 0.06 |
| 6 = To help me with my feelings or emotions..... | 57 | 0.10 |
| 7 = To increase or decrease the effect(s) of some other drug | 12 | 0.02 |
| 8 = Because I am 'hooked' or I have to have it/them | 40 | 0.07 |
| 9 = The other reason I reported | 9 | 0.02 |
| 11 = To relieve physical pain LOGICALLY ASSIGNED | 4 | 0.01 |
| 83 = DID NOT MISUSE PAIN RELIEVERS IN PAST 12 mos Log assn..... | 16 | 0.03 |
| 85 = BAD DATA Logically assigned..... | 1 | 0.00 |
| 91 = NEVER USED/MISUSED PAIN RELIEVERS..... | 52488 | 90.44 |
| 93 = DID NOT MISUSE PAIN RELIEVERS IN THE PAST 12 MOS | 3483 | 6.00 |
| 94 = DON'T KNOW | 1 | 0.00 |
| 98 = BLANK (NO ANSWER) | 354 | 0.61 |
| 99 = LEGITIMATE SKIP..... | 1079 | 1.86 |

The following variable for past year misuse of Fentanyl Products, FENTPDPYMU, was assigned a positive response if a respondent indicated past year misuse of Actiq, Duragesic, Fentora, generic fentanyl, or other pain relievers that contain fentanyl.

FENTNMYR

Len : 1 RC-FENTANYL PRODUCTS - PAST YEAR MISUSE

| | Freq | Pct |
|-----------------------------------|-------|-------|
| . = Missing | 21 | 0.04 |
| 0 = No | 57913 | 99.79 |
| 1 = Yes (See comment above) | 100 | 0.17 |

NOTE: PNRNORXFG is set to 1 when respondents reported that the only way they misused pain relievers in the past year was without a prescription. These respondents also reported that the last pain reliever they misused was obtained through a prescription (a) from one doctor or (b) from more than one doctor.

PNRNORXFG

Len : 2 ONLY PST YR MISUSE W/O RX BUT RX FOR LAST PNR

| | Freq | Pct |
|---|-------|-------|
| 1 = Only misuse w/o Rx but reported last drug gotten with Rx..... | 95 | 0.16 |
| 98 = BLANK (NO ANSWER) | 57939 | 99.84 |

TRANQUILIZERS

TRANQUILIZERS

The next question asks about using prescription tranquilizers in any way a doctor did not direct you to use them.

When you answer these questions, please think only about your use of the drug in any way a doctor did not direct you to use it, including:

- Using it without a prescription of your own
- Using it in greater amounts, more often, or longer than you were told to take it
- Using it in any other way a doctor did not direct you to use it

Have you ever, even once, used any prescription tranquilizer in any way a doctor did not direct you to use it?

(TRL01, TRL02)

TRQNMLIF

Len : 2 EVER USED TRANQUILIZER NOT DIRECTED BY DR

| | Freq | Pct |
|---|-------|-------|
| 1 = Yes..... | 1211 | 2.09 |
| 2 = No..... | 8023 | 13.82 |
| 5 = Yes LOGICALLY ASSIGNED (from skip pattern)..... | 1031 | 1.78 |
| 85 = BAD DATA Logically assigned..... | 17 | 0.03 |
| 91 = NEVER USED/MISUSED TRANQUILIZERS..... | 47298 | 81.50 |
| 94 = DON'T KNOW..... | 14 | 0.02 |
| 97 = REFUSED..... | 5 | 0.01 |
| 98 = BLANK (NO ANSWER)..... | 435 | 0.75 |

NOTE: The variable TRQNMREC is a recoded variable that was created from TRQNMLIF, the 12-month misuse variables of specific tranquilizers, and TRANQNM30DY.

TRQNMREC

Len : 2 RC - MOST RECENT TRANQUILIZER MISUSE (RECODE)

| | Freq | Pct |
|---|-------|-------|
| 1 = Within the past 30 days..... | 276 | 0.48 |
| 2 = More than 30 days ago but within the past 12 mos..... | 746 | 1.29 |
| 3 = More than 12 months ago..... | 1206 | 2.08 |
| 8 = Misused at some point in past 12 mos LOG ASSN..... | 9 | 0.02 |
| 9 = Misused at some point in lifetime LOG ASSN..... | 5 | 0.01 |
| 83 = DID NOT MISUSE PST 12 MOS (LIFETIME UNK) Log assn..... | 195 | 0.34 |
| 91 = NEVER USED/MISUSED TRANQUILIZERS..... | 55321 | 95.33 |
| 98 = BLANK (NO ANSWER)..... | 276 | 0.48 |

NOTE: TRQNMINIT is "reverse coded" from the answers in TRL03. TRL03=1 (yes) was recoded to 2 in TRQNMINIT because this answer means that the respondent misused tranquilizers before the past 12 months (and therefore is not a past year initiate for misuse of tranquilizers). TRL03=2 (no) was recoded to 1 in TRQNMINIT because this answer means that the respondent did not misuse tranquilizers before the past 12 months (and therefore is a past year initiate for misuse of tranquilizers).

Earlier questions were about the past 12 months. This question is about any time before then, that is, any time in your life before [DATEFILL].

At any time before [DATEFILL], did you ever use any prescription tranquilizer in a way a doctor did not direct you to use it?

(TRL03)

TRQNMINIT

Len : 2 PAST YEAR INITIATE FOR ANY TRANQUILIZER MISUSE

| | Freq | Pct |
|--|-------|-------|
| 1 = Past year initiate..... | 214 | 0.37 |
| 2 = Not a past year initiate..... | 40 | 0.07 |
| 4 = Not past yr initiate LOG ASSN (from skip pattern)..... | 772 | 1.33 |
| 83 = NOT PAST YR INITIATE (AT-RISK STATUS UNKNOWN)..... | 195 | 0.34 |
| 91 = NEVER USED/MISUSED TRANQUILIZERS..... | 55321 | 95.33 |
| 93 = DID NOT MISUSE TRANQUILIZERS IN THE PAST 12 MOS..... | 1206 | 2.08 |
| 94 = DON'T KNOW..... | 5 | 0.01 |
| 98 = BLANK (NO ANSWER)..... | 281 | 0.48 |

NOTE: The variables TRQNMAGE, TRQNMIFU, and TRQNMFMU show the age, year, and month of first misuse, respectively, for respondents who initiated misuse of tranquilizers in the 12 months prior to being interviewed (TRQNMINIT=1).

TRQNMAGE

Len : 3 RC - AGE AT 1ST MISUSE FOR PAST YR TRANQ INITIATES

| | Freq | Pct |
|--|-------|-------|
| RANGE = 13 - 84..... | 203 | 0.35 |
| 983 = NOT A PAST YEAR INITIATE Log assn..... | 195 | 0.34 |
| 991 = NEVER USED/MISUSED TRANQUILIZERS..... | 55321 | 95.33 |
| 993 = NOT A PAST YEAR INITIATE..... | 2018 | 3.48 |
| 998 = BLANK (NO ANSWER)..... | 297 | 0.51 |

TRANQUILIZERS

[TRQNM30FU](#)

Len : 4 RC - YR 1ST MISUSED FOR PAST YR TRANQ INITIATES

| | Freq | Pct |
|---|-------|-------|
| RANGE = 2020 - 2021 | 203 | 0.35 |
| 9983 = NOT A PAST YEAR INITIATE Logically assigned..... | 195 | 0.34 |
| 9991 = NEVER USED/MISUSED TRANQUILIZERS | 55321 | 95.33 |
| 9993 = NOT A PAST YEAR INITIATE | 2018 | 3.48 |
| 9998 = BLANK (NO ANSWER)..... | 297 | 0.51 |

[TRQNM30FU](#)

Len : 2 RC - MO 1ST MISUSED FOR PAST YR TRANQ INITIATES

| | Freq | Pct |
|--|-------|-------|
| 1 = January..... | 21 | 0.04 |
| 2 = February..... | 14 | 0.02 |
| 3 = March..... | 22 | 0.04 |
| 4 = April | 7 | 0.01 |
| 5 = May..... | 12 | 0.02 |
| 6 = June..... | 28 | 0.05 |
| 7 = July | 14 | 0.02 |
| 8 = August | 14 | 0.02 |
| 9 = September..... | 12 | 0.02 |
| 10 = October..... | 16 | 0.03 |
| 11 = November | 21 | 0.04 |
| 12 = December..... | 16 | 0.03 |
| 83 = NOT A PAST YEAR INITIATE Logically assigned | 195 | 0.34 |
| 91 = NEVER USED/MISUSED TRANQUILIZERS | 55321 | 95.33 |
| 93 = NOT A PAST YEAR INITIATE | 2018 | 3.48 |
| 98 = BLANK (NO ANSWER) | 303 | 0.52 |

In the past 30 days, that is, from [DATEFILL] up to and including today, did you use [TRNAMEFILL] in any way a doctor did not direct you to use [TRNUMFILL]?

(TRM01)

[TRQNM30D](#)

Len : 2 USED TRANQ NOT DIRECTED BY DR PAST 30 DAYS

| | Freq | Pct |
|--|-------|-------|
| 1 = Yes..... | 262 | 0.45 |
| 2 = No..... | 746 | 1.29 |
| 5 = Yes LOGICALLY ASSIGNED..... | 14 | 0.02 |
| 83 = DID NOT MISUSE TRAN IN THE PST 30 DAYS LOG ASSN..... | 1 | 0.00 |
| 85 = BAD DATA Logically assigned..... | 2 | 0.00 |
| 91 = NEVER USED/MISUSED TRANQUILIZERS | 55321 | 95.33 |
| 93 = DID NOT MISUSE TRANQUILIZERS IN THE PAST 30 DAYS..... | 1400 | 2.41 |
| 94 = DON'T KNOW | 6 | 0.01 |
| 97 = REFUSED | 1 | 0.00 |
| 98 = BLANK (NO ANSWER) | 281 | 0.48 |

During the past 30 days, on how many days did you use [TRNAMEFILL] in any way a doctor did not direct you to use [TRNUMFILL]?

(TRM02)

[TRQNM30FEQ](#)

Len : 2 # DAYS USED TRANQ NOT DIRECTD BY DR PST 30 DYS

| | Freq | Pct |
|--|-------|-------|
| RANGE = 1 - 30 | 275 | 0.47 |
| 91 = NEVER USED/MISUSED TRANQUILIZERS | 55321 | 95.33 |
| 93 = DID NOT MISUSE TRANQUILIZERS IN THE PAST 30 DAYS..... | 2147 | 3.70 |
| 94 = DON'T KNOW | 1 | 0.00 |
| 98 = BLANK (NO ANSWER) | 290 | 0.50 |

What is your best estimate of the number of days you used [TRNAMEFILL] in any way a doctor did not direct you to use [TRNUMFILL] during the past 30 days?

(TRM02DKRE)

[TRQNM30ES](#)

Len : 2 EST # DAYS USED TRANQ NOT DIRECTED PST 30 DYS

| | Freq | Pct |
|--|-------|-------|
| 91 = NEVER USED/MISUSED TRANQUILIZERS | 55321 | 95.33 |
| 93 = DID NOT MISUSE TRANQUILIZERS IN THE PAST 30 DAYS..... | 2147 | 3.70 |
| 94 = DON'T KNOW | 1 | 0.00 |
| 98 = BLANK (NO ANSWER) | 290 | 0.50 |
| 99 = LEGITIMATE SKIP..... | 275 | 0.47 |

TRANQUILIZERS

NOTE: Responses of "yes" in TRQNM30AL were assigned a code of 11 when respondents reported that they misused tranquilizers with alcohol in the past 30 days but there was some question from the edited alcohol data about whether they used alcohol in the past 30 days. Analysts are encouraged to check the value of the final imputed alcohol recency IRALCRC when TRQNM30AL=11 to determine whether IRALCRC was assigned a value to indicate that the most recent use of alcohol was within the past 30 days or was more than 30 days ago but within the past 12 months.

During the past 30 days, did you use [TRNAMEFILL] in any way a doctor did not direct you to use [TRNUMFILL] while you were drinking alcohol or within a couple of hours of drinking?

(TRM03)

| | | | | |
|------------------|---------|--|-------------|------------|
| <u>TRQNM30AL</u> | Len : 2 | USED TRANQ NOT DIRECTED BY DR W/ALC PST 30 DYS | | |
| | | | Freq | Pct |
| | | 1 = Yes..... | 82 | 0.14 |
| | | 2 = No..... | 113 | 0.19 |
| | | 91 = NEVER USED/MISUSED TRANQUILIZERS..... | 55321 | 95.33 |
| | | 93 = DID NOT MISUSE TRANQUILIZERS IN THE PAST 30 DAYS..... | 2147 | 3.70 |
| | | 98 = BLANK (NO ANSWER)..... | 291 | 0.50 |
| | | 99 = LEGITIMATE SKIP..... | 80 | 0.14 |

Which of these statements describe your use of [TRNAMEFILL] at any time in the past 12 months?

(TRYWAYS1)

| | | | | |
|------------------|---------|--|-------------|------------|
| <u>TRQWYNORX</u> | Len : 2 | USED TRANQ W/O OWN RX PAST 12 MONTHS | | |
| | | | Freq | Pct |
| | | 1 = Yes..... | 710 | 1.22 |
| | | 2 = No (not entered)..... | 276 | 0.48 |
| | | 83 = DID NOT MISUSE TRAN IN THE PST 12 MOS LOG ASSN..... | 1 | 0.00 |
| | | 85 = BAD DATA Logically assigned..... | 1 | 0.00 |
| | | 91 = NEVER USED/MISUSED TRANQUILIZERS..... | 55321 | 95.33 |
| | | 93 = DID NOT MISUSE TRANQUILIZERS IN THE PAST 12 MONTHS..... | 1400 | 2.41 |
| | | 94 = DON'T KNOW..... | 30 | 0.05 |
| | | 97 = REFUSED..... | 13 | 0.02 |
| | | 98 = BLANK (NO ANSWER)..... | 282 | 0.49 |

(TRYWAYS2)

| | | | | |
|------------------|---------|--|-------------|------------|
| <u>TRQWYGAMT</u> | Len : 2 | USED TRANQ IN GREATER AMTS THAN RX PST 12 MOS | | |
| | | | Freq | Pct |
| | | 1 = Yes..... | 170 | 0.29 |
| | | 2 = No (not entered)..... | 816 | 1.41 |
| | | 83 = DID NOT MISUSE PAST 12 MOS Logically assigned..... | 1 | 0.00 |
| | | 85 = BAD DATA Logically assigned..... | 2 | 0.00 |
| | | 91 = NEVER USED/MISUSED TRANQUILIZERS..... | 55321 | 95.33 |
| | | 93 = DID NOT MISUSE TRANQUILIZERS IN THE PAST 12 MONTHS..... | 1400 | 2.41 |
| | | 94 = DON'T KNOW..... | 30 | 0.05 |
| | | 97 = REFUSED..... | 13 | 0.02 |
| | | 98 = BLANK (NO ANSWER)..... | 281 | 0.48 |

(TRYWAYS3)

| | | | | |
|------------------|---------|--|-------------|------------|
| <u>TRQWYOFTN</u> | Len : 2 | USED TRANQ MORE OFTEN THAN RX PAST 12 MONTHS | | |
| | | | Freq | Pct |
| | | 1 = Yes..... | 121 | 0.21 |
| | | 2 = No (not entered)..... | 865 | 1.49 |
| | | 83 = DID NOT MISUSE PAST 12 MOS Logically assigned..... | 1 | 0.00 |
| | | 85 = BAD DATA Logically assigned..... | 1 | 0.00 |
| | | 91 = NEVER USED/MISUSED TRANQUILIZERS..... | 55321 | 95.33 |
| | | 93 = DID NOT MISUSE TRANQUILIZERS IN THE PAST 12 MONTHS..... | 1400 | 2.41 |
| | | 94 = DON'T KNOW..... | 30 | 0.05 |
| | | 97 = REFUSED..... | 13 | 0.02 |
| | | 98 = BLANK (NO ANSWER)..... | 282 | 0.49 |

TRANQUILIZERS

(TRYWAYS4)
TRQWYLNGR

| | Freq | Pct |
|--|-------|-------|
| Len : 2 USED TRANQ LONGER THAN RX PAST 12 MONTHS | | |
| 1 = Yes..... | 61 | 0.11 |
| 2 = No (not entered)..... | 925 | 1.59 |
| 83 = DID NOT MISUSE TRAN IN THE PST 12 MOS LOG ASSN..... | 1 | 0.00 |
| 85 = BAD DATA Logically assigned..... | 1 | 0.00 |
| 91 = NEVER USED/MISUSED TRANQUILIZERS..... | 55321 | 95.33 |
| 93 = DID NOT MISUSE TRANQUILIZERS IN THE PAST 12 MONTHS..... | 1400 | 2.41 |
| 94 = DON'T KNOW..... | 30 | 0.05 |
| 97 = REFUSED..... | 13 | 0.02 |
| 98 = BLANK (NO ANSWER)..... | 282 | 0.49 |

(TRYWAYS5)
TRQWYOTWY

| | Freq | Pct |
|--|-------|-------|
| Len : 2 USED TRANQ OTHER WAY NOT DIRECTED PST 12 MOS | | |
| 1 = Yes..... | 200 | 0.34 |
| 2 = No (not entered)..... | 786 | 1.35 |
| 83 = DID NOT MISUSE TRAN IN THE PST 12 MOS LOG ASSN..... | 1 | 0.00 |
| 85 = BAD DATA Logically assigned..... | 1 | 0.00 |
| 91 = NEVER USED/MISUSED TRANQUILIZERS..... | 55321 | 95.33 |
| 93 = DID NOT MISUSE TRANQUILIZERS IN THE PAST 12 MONTHS..... | 1400 | 2.41 |
| 94 = DON'T KNOW..... | 30 | 0.05 |
| 97 = REFUSED..... | 13 | 0.02 |
| 98 = BLANK (NO ANSWER)..... | 282 | 0.49 |

Now think about the last time you used a prescription tranquilizer in any way a doctor did not direct you to use it.

Which of these tranquilizers did you use the last time? If you used more than one tranquilizer the last time, please choose one tranquilizer as your best answer.

(RTRYLAST)
TRQNMLAS1

| | Freq | Pct |
|--|-------|-------|
| Len : 2 LAST TRANQ USED NOT DIRECTED BY DR PST 12 MOS | | |
| 1 = Xanax..... | 495 | 0.85 |
| 2 = Xanax XR..... | 12 | 0.02 |
| 3 = Alprazolam (generic)..... | 119 | 0.21 |
| 4 = Extended-release alprazolam (generic)..... | 6 | 0.01 |
| 5 = Ativan..... | 19 | 0.03 |
| 6 = Klonopin..... | 52 | 0.09 |
| 7 = Lorazepam (generic)..... | 59 | 0.10 |
| 8 = Clonazepam (generic)..... | 80 | 0.14 |
| 9 = Valium..... | 43 | 0.07 |
| 10 = Diazepam (generic)..... | 21 | 0.04 |
| 11 = Cyclobenzaprine (generic), also known as Flexeril..... | 76 | 0.13 |
| 12 = Soma..... | 18 | 0.03 |
| 13 = Some other tranquilizer..... | 25 | 0.04 |
| 83 = DID NOT MISUSE TRAN IN THE PST 12 MOS LOG ASSN..... | 1 | 0.00 |
| 85 = BAD DATA Logically assigned..... | 2 | 0.00 |
| 91 = NEVER USED/MISUSED TRANQUILIZERS..... | 55321 | 95.33 |
| 93 = DID NOT MISUSE TRANQUILIZERS IN THE PAST 12 MONTHS..... | 1400 | 2.41 |
| 94 = DON'T KNOW..... | 2 | 0.00 |
| 97 = REFUSED..... | 3 | 0.01 |
| 98 = BLANK (NO ANSWER)..... | 280 | 0.48 |

TRANQUILIZERS

Now think about the last time you used [TRLASTFILL2] in any way a doctor did not direct you to use it/them.

What were the reasons you used [TRLASTFILL2] the last time?

(TRYMOTIV1)

TRQRSRELX

Len : 2 USED LAST TRANQ (NOT DIRECTED) TO RELAX

| | Freq | Pct |
|--|-------|-------|
| 1 = Yes..... | 635 | 1.09 |
| 2 = No (not entered)..... | 376 | 0.65 |
| 3 = Yes LOGICALLY ASSIGNED..... | 6 | 0.01 |
| 83 = DID NOT MISUSE TRAN IN THE PST 12 MOS LOG ASSN..... | 1 | 0.00 |
| 85 = BAD DATA Logically assigned..... | 1 | 0.00 |
| 91 = NEVER USED/MISUSED TRANQUILIZERS..... | 55321 | 95.33 |
| 93 = DID NOT MISUSE TRANQUILIZERS IN THE PAST 12 MONTHS..... | 1400 | 2.41 |
| 94 = DON'T KNOW..... | 6 | 0.01 |
| 97 = REFUSED..... | 6 | 0.01 |
| 98 = BLANK (NO ANSWER)..... | 282 | 0.49 |

(TRYMOTIV2)

TRQRSEXP

Len : 2 USED LAST TRANQ (NOT DIRECTED) TO EXPERIMENT

| | Freq | Pct |
|--|-------|-------|
| 1 = Yes..... | 105 | 0.18 |
| 2 = No (not entered)..... | 911 | 1.57 |
| 3 = Yes LOGICALLY ASSIGNED..... | 1 | 0.00 |
| 83 = DID NOT MISUSE PAST 12 MOS Logically assigned..... | 1 | 0.00 |
| 85 = BAD DATA Logically assigned..... | 2 | 0.00 |
| 91 = NEVER USED/MISUSED TRANQUILIZERS..... | 55321 | 95.33 |
| 93 = DID NOT MISUSE TRANQUILIZERS IN THE PAST 12 MONTHS..... | 1400 | 2.41 |
| 94 = DON'T KNOW..... | 6 | 0.01 |
| 97 = REFUSED..... | 6 | 0.01 |
| 98 = BLANK (NO ANSWER)..... | 281 | 0.48 |

(TRYMOTIV3)

TRQRSHIGH

Len : 2 USED LAST TRANQ (NOT DIRECTED) TO GET HIGH

| | Freq | Pct |
|--|-------|-------|
| 1 = Yes..... | 242 | 0.42 |
| 2 = No (not entered)..... | 774 | 1.33 |
| 3 = Yes LOGICALLY ASSIGNED..... | 1 | 0.00 |
| 83 = DID NOT MISUSE PAST 12 MOS Logically assigned..... | 1 | 0.00 |
| 85 = BAD DATA Logically assigned..... | 1 | 0.00 |
| 91 = NEVER USED/MISUSED TRANQUILIZERS..... | 55321 | 95.33 |
| 93 = DID NOT MISUSE TRANQUILIZERS IN THE PAST 12 MONTHS..... | 1400 | 2.41 |
| 94 = DON'T KNOW..... | 6 | 0.01 |
| 97 = REFUSED..... | 6 | 0.01 |
| 98 = BLANK (NO ANSWER)..... | 282 | 0.49 |

(TRYMOTIV4)

TRQRSSLEP

Len : 2 USED LAST TRANQ (NOT DIRECTED) FOR SLEEP

| | Freq | Pct |
|--|-------|-------|
| 1 = Yes..... | 376 | 0.65 |
| 2 = No (not entered)..... | 640 | 1.10 |
| 3 = Yes LOGICALLY ASSIGNED..... | 1 | 0.00 |
| 83 = DID NOT MISUSE PAST 12 MOS Logically assigned..... | 1 | 0.00 |
| 85 = BAD DATA Logically assigned..... | 1 | 0.00 |
| 91 = NEVER USED/MISUSED TRANQUILIZERS..... | 55321 | 95.33 |
| 93 = DID NOT MISUSE TRANQUILIZERS IN THE PAST 12 MONTHS..... | 1400 | 2.41 |
| 94 = DON'T KNOW..... | 6 | 0.01 |
| 97 = REFUSED..... | 6 | 0.01 |
| 98 = BLANK (NO ANSWER)..... | 282 | 0.49 |

TRANQUILIZERS

(TRYMOTIV5)
TRQRSEMOT

Len : 2 USED LAST TRANQ (NOT DIRECTED) FOR EMOTIONS

| | Freq | Pct |
|--|-------|-------|
| 1 = Yes..... | 384 | 0.66 |
| 2 = No (not entered)..... | 631 | 1.09 |
| 3 = Yes LOGICALLY ASSIGNED..... | 2 | 0.00 |
| 83 = DID NOT MISUSE PAST 12 MOS Logically assigned..... | 1 | 0.00 |
| 85 = BAD DATA Logically assigned..... | 1 | 0.00 |
| 91 = NEVER USED/MISUSED TRANQUILIZERS..... | 55321 | 95.33 |
| 93 = DID NOT MISUSE TRANQUILIZERS IN THE PAST 12 MONTHS..... | 1400 | 2.41 |
| 94 = DON'T KNOW..... | 6 | 0.01 |
| 97 = REFUSED..... | 6 | 0.01 |
| 98 = BLANK (NO ANSWER)..... | 282 | 0.49 |

(TRYMOTIV6)
TRQRSDGFX

Len : 2 USED LAST TRANQ (NOT DIRECTED) OTH DRUG EFFECT

| | Freq | Pct |
|--|-------|-------|
| 1 = Yes..... | 61 | 0.11 |
| 2 = No (not entered)..... | 956 | 1.65 |
| 83 = DID NOT MISUSE PAST 12 MOS Logically assigned..... | 1 | 0.00 |
| 85 = BAD DATA Logically assigned..... | 1 | 0.00 |
| 91 = NEVER USED/MISUSED TRANQUILIZERS..... | 55321 | 95.33 |
| 93 = DID NOT MISUSE TRANQUILIZERS IN THE PAST 12 MONTHS..... | 1400 | 2.41 |
| 94 = DON'T KNOW..... | 6 | 0.01 |
| 97 = REFUSED..... | 6 | 0.01 |
| 98 = BLANK (NO ANSWER)..... | 282 | 0.49 |

(TRYMOTIV7)
TRQRSHOOK

Len : 2 USED LAST TRANQ (NOT DIRECTED) BECAUSE HOOKED

| | Freq | Pct |
|--|-------|-------|
| 1 = Yes..... | 25 | 0.04 |
| 2 = No (not entered)..... | 992 | 1.71 |
| 83 = DID NOT MISUSE PAST 12 MOS Logically assigned..... | 1 | 0.00 |
| 85 = BAD DATA Logically assigned..... | 1 | 0.00 |
| 91 = NEVER USED/MISUSED TRANQUILIZERS..... | 55321 | 95.33 |
| 93 = DID NOT MISUSE TRANQUILIZERS IN THE PAST 12 MONTHS..... | 1400 | 2.41 |
| 94 = DON'T KNOW..... | 6 | 0.01 |
| 97 = REFUSED..... | 6 | 0.01 |
| 98 = BLANK (NO ANSWER)..... | 282 | 0.49 |

(TRYMOTIV8)
TRQRSSOR

Len : 2 USED LAST TRANQ (NOT DIRECTED) OTHER REASON

| | Freq | Pct |
|--|-------|-------|
| 1 = Yes..... | 71 | 0.12 |
| 2 = No (not entered)..... | 946 | 1.63 |
| 83 = DID NOT MISUSE TRAN IN THE PST 12 MOS LOG ASSN..... | 1 | 0.00 |
| 85 = BAD DATA Logically assigned..... | 1 | 0.00 |
| 91 = NEVER USED/MISUSED TRANQUILIZERS..... | 55321 | 95.33 |
| 93 = DID NOT MISUSE TRANQUILIZERS IN THE PAST 12 MONTHS..... | 1400 | 2.41 |
| 94 = DON'T KNOW..... | 6 | 0.01 |
| 97 = REFUSED..... | 6 | 0.01 |
| 98 = BLANK (NO ANSWER)..... | 282 | 0.49 |

TRANQUILIZERS

Please type in the other reason you used [TRLASTFILL2] the last time. When you have finished typing your answer, press [ENTER] to go to the next question.

(TRMOTOT)
TRQRSOTRS2

Len : 3 REASON USED LAST TRANQ (NOT DIRECTED)

| | Freq | Pct |
|---|-------|-------|
| 1 = To relieve physical pain..... | 29 | 0.05 |
| 2 = To relax or relieve tension..... | 12 | 0.02 |
| 3 = To experiment or to see what it's/they're like..... | 1 | 0.00 |
| 4 = To feel good or get high..... | 1 | 0.00 |
| 5 = To help with my sleep..... | 1 | 0.00 |
| 6 = To help me with my feelings or emotions..... | 4 | 0.01 |
| 13 = I used it/them for some other reason..... | 9 | 0.02 |
| 16 = Suicide attempt/suicidal thoughts..... | 2 | 0.00 |
| 22 = To prevent/treat anxiety/panic attacks..... | 3 | 0.01 |
| 985 = BAD DATA (logically assigned)..... | 5 | 0.01 |
| 991 = NEVER USED TRANQUILIZERS..... | 55321 | 95.33 |
| 993 = DID NOT MISUSE TRANQUILIZERS IN THE PAST 12 MONTHS..... | 1401 | 2.41 |
| 994 = DON'T KNOW..... | 1 | 0.00 |
| 997 = REFUSED..... | 3 | 0.01 |
| 998 = BLANK (no answer)..... | 295 | 0.51 |
| 999 = LEGITIMATE SKIP..... | 946 | 1.63 |

Which was the main reason you used [TRLASTFILL2] the last time?

(RTRYMOT1)
TRQRSMAIN

Len : 2 MAIN REASON USED LAST TRANQ (NOT DIRECTED)

| | Freq | Pct |
|---|-------|-------|
| 1 = To relax or relieve tension..... | 189 | 0.33 |
| 2 = To experiment or to see what it was/they were like..... | 12 | 0.02 |
| 3 = To feel good or get high..... | 51 | 0.09 |
| 4 = To help with my sleep..... | 87 | 0.15 |
| 5 = To help me with my feelings or emotions..... | 128 | 0.22 |
| 6 = To increase or decrease the effect(s) of some other drug..... | 9 | 0.02 |
| 7 = Because I am 'hooked' or I have to have it/them..... | 6 | 0.01 |
| 8 = The other reason I reported..... | 7 | 0.01 |
| 11 = To relax or relieve tension LOGICALLY ASSIGNED..... | 3 | 0.01 |
| 15 = To help with feelings/emotions LOGICALLY ASSIGNED..... | 1 | 0.00 |
| 85 = BAD DATA Logically assigned..... | 1 | 0.00 |
| 91 = NEVER USED/MISUSED TRANQUILIZERS..... | 55321 | 95.33 |
| 93 = DID NOT MISUSE TRANQUILIZERS IN THE PAST 12 MONTHS..... | 1401 | 2.41 |
| 97 = REFUSED..... | 1 | 0.00 |
| 98 = BLANK (NO ANSWER)..... | 295 | 0.51 |
| 99 = LEGITIMATE SKIP..... | 522 | 0.90 |

The following variable for any past year use of Any Benzodiazepines Tranquilizers, TRBZNMYSR, was assigned a positive response if a respondent indicated any past year use of Benzodiazepine Tranquilizers or past year misuse of Benzodiazepine Tranquilizers that were specified as other Tranquilizers.

TRBZNMYSR

Len : 1 RC - BENZODIAZEPINES TRANQUILIZERS - PAST YEAR MISUSE

| | Freq | Pct |
|------------------|-------|-------|
| . = Missing..... | 234 | 0.40 |
| 0 = No..... | 56867 | 97.99 |
| 1 = Yes..... | 933 | 1.61 |

NOTE: TRQNORXFG is set to 1 when respondents reported that the only way they misused tranquilizers in the past year was without a prescription. These respondents also reported that the last tranquilizer they misused was obtained through a prescription (a) from one doctor or (b) from more than one doctor.

TRQNORXFG

Len : 2 ONLY PST YR MISUSE W/O RX BUT RX FOR LAST TRANQ

| | Freq | Pct |
|---|-------|-------|
| 1 = Only misuse w/o Rx but reported last drug gotten with Rx..... | 14 | 0.02 |
| 98 = BLANK (NO ANSWER)..... | 58020 | 99.98 |

STIMULANTS

STIMULANTS

The next question asks about using prescription stimulants in any way a doctor did not direct you to use them.

When you answer these questions, please think only about your use of the drug in any way a doctor did not direct you to use it, including:

- Using it without a prescription of your own
- Using it in greater amounts, more often, or longer than you were told to take it
- Using it in any other way a doctor did not direct you to use it

Have you ever, even once, used any prescription stimulant in any way a doctor did not direct you to use it?

(STL01, STL02)

STMNMLIF

Len : 2 EVER USED STIMULANT NOT DIRECTED BY DR

| | Freq | Pct |
|---|-------------|------------|
| 1 = Yes..... | 1577 | 2.72 |
| 2 = No..... | 4689 | 8.08 |
| 5 = Yes LOGICALLY ASSIGNED (from skip pattern)..... | 1089 | 1.88 |
| 85 = BAD DATA Logically assigned..... | 5 | 0.01 |
| 91 = NEVER USED/MISUSED STIMULANTS..... | 50251 | 86.59 |
| 94 = DON'T KNOW..... | 12 | 0.02 |
| 97 = REFUSED..... | 4 | 0.01 |
| 98 = BLANK (NO ANSWER)..... | 407 | 0.70 |

NOTE: The variable STMNMREC is a recoded variable that was created from STMNMLIF, the 12-month misuse variables of specific stimulants, and STIMNM30DY.

STMNMREC

Len : 2 RC - MOST RECENT STIMULANT MISUSE (RECODE)

| | Freq | Pct |
|---|-------------|------------|
| 1 = Within the past 30 days..... | 356 | 0.61 |
| 2 = More than 30 days ago but within the past 12 mos..... | 732 | 1.26 |
| 3 = More than 12 months ago..... | 1571 | 2.71 |
| 8 = Misused at some point in past 12 mos LOG ASSN..... | 1 | 0.00 |
| 9 = Misused at some point in lifetime LOG ASSN..... | 6 | 0.01 |
| 83 = DID NOT MISUSE PST 12 MOS (LIFETIME UNK) Log assn..... | 118 | 0.20 |
| 91 = NEVER USED/MISUSED STIMULANTS..... | 54940 | 94.67 |
| 98 = BLANK (NO ANSWER)..... | 310 | 0.53 |

NOTE: STMNMINIT is "reverse coded" from the answers in STL03. STL03=1 (yes) was recoded to 2 in STMNMINIT because this answer means that the respondent misused stimulants before the past 12 months (and therefore is not a past year initiate for misuse of stimulants). STL03=2 (no) was recoded to 1 in STMNMINIT because this answer means that the respondent did not misuse stimulants before the past 12 months (and therefore is a past year initiate for misuse of stimulants).

Earlier questions were about the past 12 months. This question is about any time before then, that is, any time in your life before [DATEFILL].

At any time before [DATEFILL], did you ever use any prescription stimulant in a way a doctor did not direct you to use it?

(STL03)

STMNMINIT

Len : 2 PAST YEAR INITIATE FOR ANY STIMULANT MISUSE

| | Freq | Pct |
|--|-------------|------------|
| 1 = Past year initiate..... | 214 | 0.37 |
| 2 = Not a past year initiate..... | 50 | 0.09 |
| 4 = Not past yr initiate LOG ASSN (from skip pattern)..... | 824 | 1.42 |
| 83 = NOT PAST YR INITIATE (AT-RISK STATUS UNKNOWN)..... | 118 | 0.20 |
| 91 = NEVER USED/MISUSED STIMULANTS..... | 54940 | 94.67 |
| 93 = DID NOT MISUSE STIMULANTS IN THE PAST 12 MOS..... | 1571 | 2.71 |
| 94 = DON'T KNOW..... | 1 | 0.00 |
| 98 = BLANK (NO ANSWER)..... | 316 | 0.54 |

NOTE: The variables STMNMAGE, STMNMYFU, and STMNMMFU show the age, year, and month of first misuse, respectively, for respondents who initiated misuse of stimulants in the 12 months prior to being interviewed (STMNMINIT=1).

STMNMAGE

Len : 3 RC - AGE 1ST MISUSED FOR PAST YR STIM INITIATES

| | Freq | Pct |
|--|-------------|------------|
| RANGE = 11 - 63..... | 198 | 0.34 |
| 983 = NOT A PAST YEAR INITIATE Log assn..... | 118 | 0.20 |
| 991 = NEVER USED/MISUSED STIMULANTS..... | 54940 | 94.67 |
| 993 = NOT A PAST YEAR INITIATE..... | 2445 | 4.21 |
| 998 = BLANK (NO ANSWER)..... | 333 | 0.57 |

STIMULANTS

[STMNMYFU](#)

Len : 4 RC - YR 1ST MISUSED FOR PAST YR STIM INITIATES

| | Freq | Pct |
|---|-------|-------|
| RANGE = 2020 - 2021 | 197 | 0.34 |
| 9983 = NOT A PAST YEAR INITIATE Logically assigned..... | 118 | 0.20 |
| 9991 = NEVER USED/MISUSED STIMULANTS | 54940 | 94.67 |
| 9993 = NOT A PAST YEAR INITIATE | 2445 | 4.21 |
| 9998 = BLANK (NO ANSWER)..... | 334 | 0.58 |

[STMNMMFU](#)

Len : 2 RC - MONTH 1ST MISUSED FOR PAST YR STIM INITIATES

| | Freq | Pct |
|--|-------|-------|
| 1 = January..... | 13 | 0.02 |
| 2 = February..... | 7 | 0.01 |
| 3 = March..... | 14 | 0.02 |
| 4 = April | 24 | 0.04 |
| 5 = May..... | 17 | 0.03 |
| 6 = June..... | 14 | 0.02 |
| 7 = July | 11 | 0.02 |
| 8 = August | 14 | 0.02 |
| 9 = September..... | 19 | 0.03 |
| 10 = October..... | 16 | 0.03 |
| 11 = November | 22 | 0.04 |
| 12 = December..... | 18 | 0.03 |
| 83 = NOT A PAST YEAR INITIATE Logically assigned | 118 | 0.20 |
| 91 = NEVER USED/MISUSED STIMULANTS | 54940 | 94.67 |
| 93 = NOT A PAST YEAR INITIATE | 2445 | 4.21 |
| 98 = BLANK (NO ANSWER) | 342 | 0.59 |

In the past 30 days, that is, from [DATEFILL] up to and including today, did you use [STNAMEFILL] in any way a doctor did not direct you to use [STNUMFILL]?

(STM01)

[STMNM30D](#)

Len : 2 USED STIMULANT NOT DIRECTED BY DR PAST 30 DAYS

| | Freq | Pct |
|---|-------|-------|
| 1 = Yes..... | 337 | 0.58 |
| 2 = No..... | 732 | 1.26 |
| 5 = Yes LOGICALLY ASSIGNED..... | 19 | 0.03 |
| 83 = DID NOT MISUSE STIM IN THE PST 30 DAYS LOG ASSN..... | 6 | 0.01 |
| 85 = BAD DATA Logically assigned..... | 1 | 0.00 |
| 91 = NEVER USED/MISUSED STIMULANTS | 54940 | 94.67 |
| 93 = DID NOT MISUSE STIMULANTS IN THE PAST 30 DAYS..... | 1683 | 2.90 |
| 97 = REFUSED | 1 | 0.00 |
| 98 = BLANK (NO ANSWER) | 315 | 0.54 |

During the past 30 days, on how many days did you use [STNAMEFILL] in any way a doctor did not direct you to use [STNUMFILL]?

(STM02)

[STMNM30FQ](#)

Len : 2 # DAYS USED STIMULANT NOT DIRECTD BY DR PST 30 DYS

| | Freq | Pct |
|--|-------|-------|
| RANGE = 1 - 30 | 351 | 0.60 |
| 83 = DID NOT MISUSE STIM IN THE PST 30 DAYS LOG ASSN | 1 | 0.00 |
| 85 = BAD DATA Logically assigned..... | 1 | 0.00 |
| 91 = NEVER USED/MISUSED STIMULANTS | 54940 | 94.67 |
| 93 = DID NOT MISUSE STIMULANTS IN THE PAST 30 DAYS..... | 2420 | 4.17 |
| 94 = DON'T KNOW | 3 | 0.01 |
| 97 = REFUSED | 1 | 0.00 |
| 98 = BLANK (NO ANSWER) | 317 | 0.55 |

STIMULANTS

What is your best estimate of the number of days you used [STNAMEFILL] in any way a doctor did not direct you to use [STNUMFILL] during the past 30 days?

(STM02DKRE)
STMNM30ES

Len : 2 EST # DAYS USED STIMULANT NOT DIRECTED PST 30 DYS

| | Freq | Pct |
|---|-------|-------|
| 1 = 1 or 2 days | 1 | 0.00 |
| 4 = 10 to 19 days..... | 1 | 0.00 |
| 5 = 20 to 29 days..... | 1 | 0.00 |
| 91 = NEVER USED/MISUSED STIMULANTS | 54940 | 94.67 |
| 93 = DID NOT MISUSE STIMULANTS IN THE PAST 30 DAYS..... | 2421 | 4.17 |
| 97 = REFUSED | 1 | 0.00 |
| 98 = BLANK (NO ANSWER) | 318 | 0.55 |
| 99 = LEGITIMATE SKIP..... | 351 | 0.60 |

During the past 30 days, did you use [STNAMEFILL] in any way a doctor did not direct you to use [STNUMFILL] while you were drinking alcohol or within a couple of hours of drinking?

(STM03)
STMNM30AL

Len : 2 USED STIMULANT NOT DIRECTED BY DR W/ALC PST 30 DYS

| | Freq | Pct |
|--|-------|-------|
| 1 = Yes..... | 138 | 0.24 |
| 2 = No..... | 144 | 0.25 |
| 83 = DID NOT MISUSE PAST 30 DAYS Logically assigned..... | 1 | 0.00 |
| 91 = NEVER USED/MISUSED STIMULANTS | 54940 | 94.67 |
| 93 = DID NOT MISUSE STIMULANTS IN THE PAST 30 DAYS..... | 2420 | 4.17 |
| 98 = BLANK (NO ANSWER) | 322 | 0.55 |
| 99 = LEGITIMATE SKIP..... | 69 | 0.12 |

Which of these statements describe your use of it/them at **any** time in the past 12 months?

To select more than one statement, press the space bar between the numbers. When you have finished, press [ENTER].

(STYWAYS1)
STMWYNORX

Len : 2 USED STIMULANT W/O OWN RX PAST 12 MONTHS

| | Freq | Pct |
|---|-------|-------|
| 1 = Yes..... | 809 | 1.39 |
| 2 = No (not entered)..... | 246 | 0.42 |
| 83 = DID NOT MISUSE STIM IN THE PST 12 MOS LOG ASSN | 3 | 0.01 |
| 85 = BAD DATA Logically assigned..... | 1 | 0.00 |
| 91 = NEVER USED/MISUSED STIMULANTS | 54940 | 94.67 |
| 93 = DID NOT MISUSE STIMULANTS IN THE PAST 12 MONTHS..... | 1686 | 2.91 |
| 94 = DON'T KNOW | 22 | 0.04 |
| 97 = REFUSED | 11 | 0.02 |
| 98 = BLANK (NO ANSWER) | 316 | 0.54 |

(STYWAYS2)
STMWYGAMT

Len : 2 USED STIMULANT IN GREATER AMTS THAN RX PST 12 MOS

| | Freq | Pct |
|---|-------|-------|
| 1 = Yes..... | 159 | 0.27 |
| 2 = No (not entered)..... | 896 | 1.54 |
| 83 = DID NOT MISUSE PAST 12 MOS Logically assigned..... | 3 | 0.01 |
| 91 = NEVER USED/MISUSED STIMULANTS | 54940 | 94.67 |
| 93 = DID NOT MISUSE STIMULANTS IN THE PAST 12 MONTHS..... | 1686 | 2.91 |
| 94 = DON'T KNOW | 22 | 0.04 |
| 97 = REFUSED | 11 | 0.02 |
| 98 = BLANK (NO ANSWER) | 317 | 0.55 |

(STYWAYS3)
STMWYOFTN

Len : 2 USED STIMULANT MORE OFTEN THAN RX PAST 12 MONTHS

| | Freq | Pct |
|---|-------|-------|
| 1 = Yes..... | 96 | 0.17 |
| 2 = No (not entered)..... | 959 | 1.65 |
| 83 = DID NOT MISUSE PAST 12 MOS Logically assigned..... | 2 | 0.00 |
| 91 = NEVER USED/MISUSED STIMULANTS | 54940 | 94.67 |
| 93 = DID NOT MISUSE STIMULANTS IN THE PAST 12 MONTHS..... | 1687 | 2.91 |
| 94 = DON'T KNOW | 22 | 0.04 |
| 97 = REFUSED | 11 | 0.02 |
| 98 = BLANK (NO ANSWER) | 317 | 0.55 |

STIMULANTS

(STYWAYS4)
STMWYLNGR

Len : 2 USED STIMULANT LONGER THAN RX PAST 12 MONTHS

| | Freq | Pct |
|---|-------|-------|
| 1 = Yes..... | 42 | 0.07 |
| 2 = No (not entered)..... | 1013 | 1.75 |
| 83 = DID NOT MISUSE STIM IN THE PST 12 MOS LOG ASSN | 2 | 0.00 |
| 91 = NEVER USED/MISUSED STIMULANTS | 54940 | 94.67 |
| 93 = DID NOT MISUSE STIMULANTS IN THE PAST 12 MONTHS..... | 1687 | 2.91 |
| 94 = DON'T KNOW | 22 | 0.04 |
| 97 = REFUSED | 11 | 0.02 |
| 98 = BLANK (NO ANSWER) | 317 | 0.55 |

(STYWAYS5)
STMWYOTWY

Len : 2 USED STIMULANT OTHER WAY NOT DIRECTED PST 12 MOS

| | Freq | Pct |
|---|-------|-------|
| 1 = Yes..... | 221 | 0.38 |
| 2 = No (not entered)..... | 834 | 1.44 |
| 83 = DID NOT MISUSE STIM IN THE PST 12 MOS LOG ASSN | 4 | 0.01 |
| 91 = NEVER USED/MISUSED STIMULANTS | 54940 | 94.67 |
| 93 = DID NOT MISUSE STIMULANTS IN THE PAST 12 MONTHS..... | 1685 | 2.90 |
| 94 = DON'T KNOW | 22 | 0.04 |
| 97 = REFUSED | 11 | 0.02 |
| 98 = BLANK (NO ANSWER) | 317 | 0.55 |

At any time in the past 12 months, did you ever use a needle to inject [STNAMEFILL] ?

(STYNDL)
STMNDLYR

Len : 2 USED STIMULANT WITH A NEEDLE PAST 12 MONTHS

| | Freq | Pct |
|---|-------|-------|
| 1 = Yes..... | 11 | 0.02 |
| 2 = No..... | 1077 | 1.86 |
| 83 = DID NOT MISUSE STIM IN THE PST 12M LOG ASSN | 6 | 0.01 |
| 85 = BAD DATA Logically assigned..... | 1 | 0.00 |
| 91 = NEVER USED/MISUSED STIMULANTS | 54940 | 94.67 |
| 93 = DID NOT MISUSE STIMULANTS IN THE PAST 12 MONTHS..... | 1683 | 2.90 |
| 98 = BLANK (NO ANSWER) | 316 | 0.54 |

(STNDL30)
STMNDLREC

Len : 2 TIME SINCE LAST USED NEEDLE TO INJECT STIMULANT

| | Freq | Pct |
|---|-------|-------|
| 1 = Within the past 30 days..... | 4 | 0.01 |
| 2 = More than 30 days ago but within the past 12 months | 2 | 0.00 |
| 12 = More than 30 dys ago but in pst 12 mo (STMNMREC=2)..... | 5 | 0.01 |
| 85 = BAD DATA Logically assigned..... | 1 | 0.00 |
| 91 = NEVER USED/MISUSED STIMULANTS | 54940 | 94.67 |
| 93 = DID NOT MISUSE STIMULANTS IN THE PAST 12 MONTHS..... | 1689 | 2.91 |
| 98 = BLANK (NO ANSWER) | 316 | 0.54 |
| 99 = LEGITIMATE SKIP..... | 1077 | 1.86 |

STIMULANTS

Now think about the last time you used a prescription stimulant in any way a doctor did not direct you to use it.

Which of these stimulants did you use the last time? If you used more than one stimulant the last time, please choose one stimulant as your best answer.

(RSTYLAST)
STMNMLAS1

Len : 2 LAST STIMULANT USED NOT DIRECTED BY DR PST 12 MOS

| | Freq | Pct |
|---|-------|-------|
| 1 = Adderall | 640 | 1.10 |
| 2 = Adderall XR..... | 153 | 0.26 |
| 3 = Dexedrine | 1 | 0.00 |
| 4 = Dextroamphetamine (generic)..... | 15 | 0.03 |
| 5 = Mixed amphetamine-dextroamphetamine pills (generic)..... | 34 | 0.06 |
| 6 = Extend-rel amphet-dextroamp oth than Adderall XR (generic)..... | 19 | 0.03 |
| 7 = Ritalin | 33 | 0.06 |
| 8 = Ritalin LA..... | 2 | 0.00 |
| 9 = Concerta..... | 20 | 0.03 |
| 10 = Daytrana | 1 | 0.00 |
| 11 = Metadate CD..... | 1 | 0.00 |
| 12 = Metadate ER | 1 | 0.00 |
| 13 = Methylphenidate (generic)..... | 13 | 0.02 |
| 14 = Extended-release methylphenidate (generic)..... | 3 | 0.01 |
| 15 = Focalin | 6 | 0.01 |
| 16 = Focalin XR..... | 6 | 0.01 |
| 17 = Dexmethylphenidate (generic)..... | 3 | 0.01 |
| 18 = Extended-release dexmethylphenidate (generic)..... | 2 | 0.00 |
| 19 = Benzphetamine | 1 | 0.00 |
| 20 = Didrex..... | 2 | 0.00 |
| 21 = Diethylpropion..... | 2 | 0.00 |
| 23 = Phentermine..... | 13 | 0.02 |
| 24 = Provigil | 12 | 0.02 |
| 26 = Vyvanse..... | 86 | 0.15 |
| 27 = Some other stimulant | 17 | 0.03 |
| 83 = DID NOT MISUSE STIM IN THE PST 12 MOS LOG ASSN | 6 | 0.01 |
| 85 = BAD DATA Logically assigned..... | 1 | 0.00 |
| 91 = NEVER USED/MISUSED STIMULANTS | 54940 | 94.67 |
| 93 = DID NOT MISUSE STIMULANTS IN THE PAST 12 MONTHS..... | 1683 | 2.90 |
| 94 = DON'T KNOW..... | 2 | 0.00 |
| 98 = BLANK (NO ANSWER) | 316 | 0.54 |

Now think about the last time you used [STLASTFILL2] in any way a doctor did not direct you to use it/them.

What were the reasons you used [STLASTFILL2] the last time?

(STYMOTIV1)
STMRSWGHT

Len : 2 USED LAST STIMULANT (NOT DIRECTED) TO LOSE WEIGHT

| | Freq | Pct |
|---|-------|-------|
| 1 = Yes..... | 100 | 0.17 |
| 2 = No (not entered)..... | 977 | 1.68 |
| 83 = DID NOT MISUSE STIM IN THE PST 12 MOS LOG ASSN | 3 | 0.01 |
| 85 = BAD DATA Logically assigned..... | 1 | 0.00 |
| 91 = NEVER USED/MISUSED STIMULANTS | 54940 | 94.67 |
| 93 = DID NOT MISUSE STIMULANTS IN THE PAST 12 MONTHS..... | 1686 | 2.91 |
| 94 = DON'T KNOW..... | 8 | 0.01 |
| 97 = REFUSED | 3 | 0.01 |
| 98 = BLANK (NO ANSWER) | 316 | 0.54 |

(STYMOTIV2)
STMRSCONC

Len : 2 USED LAST STIMULANT (NOT DIRECTED) TO CONCENTRATE

| | Freq | Pct |
|---|-------|-------|
| 1 = Yes..... | 619 | 1.07 |
| 2 = No (not entered)..... | 457 | 0.79 |
| 3 = Yes LOGICALLY ASSIGNED..... | 1 | 0.00 |
| 83 = DID NOT MISUSE PAST 12 MOS Logically assigned..... | 2 | 0.00 |
| 91 = NEVER USED/MISUSED STIMULANTS | 54940 | 94.67 |
| 93 = DID NOT MISUSE STIMULANTS IN THE PAST 12 MONTHS..... | 1687 | 2.91 |
| 94 = DON'T KNOW..... | 8 | 0.01 |
| 97 = REFUSED | 3 | 0.01 |
| 98 = BLANK (NO ANSWER) | 317 | 0.55 |

STIMULANTS

(STYMOTIV3)
STMRSSALRT

Len : 2 USED LAST STIMULANT (NOT DIRECTED) TO BE ALERT

| | Freq | Pct |
|---|-------|-------|
| 1 = Yes..... | 548 | 0.94 |
| 2 = No (not entered)..... | 529 | 0.91 |
| 83 = DID NOT MISUSE STIM IN THE PST 12 MOS LOG ASSN | 5 | 0.01 |
| 91 = NEVER USED/MISUSED STIMULANTS | 54940 | 94.67 |
| 93 = DID NOT MISUSE STIMULANTS IN THE PAST 12 MONTHS..... | 1684 | 2.90 |
| 94 = DON'T KNOW | 8 | 0.01 |
| 97 = REFUSED | 3 | 0.01 |
| 98 = BLANK (NO ANSWER) | 317 | 0.55 |

(STYMOTIV4)
STMRSSSTDY

Len : 2 USED LAST STIMULANT (NOT DIRECTED) TO STUDY

| | Freq | Pct |
|---|-------|-------|
| 1 = Yes..... | 322 | 0.55 |
| 2 = No (not entered)..... | 755 | 1.30 |
| 83 = DID NOT MISUSE STIM IN THE PST 12 MOS LOG ASSN | 1 | 0.00 |
| 91 = NEVER USED/MISUSED STIMULANTS | 54940 | 94.67 |
| 93 = DID NOT MISUSE STIMULANTS IN THE PAST 12 MONTHS..... | 1688 | 2.91 |
| 94 = DON'T KNOW | 8 | 0.01 |
| 97 = REFUSED | 3 | 0.01 |
| 98 = BLANK (NO ANSWER) | 317 | 0.55 |

(STYMOTIV5)
STMRSEXPT

Len : 2 USED LAST STIMULANT (NOT DIRECTED) TO EXPERIMENT

| | Freq | Pct |
|---|-------|-------|
| 1 = Yes..... | 137 | 0.24 |
| 2 = No (not entered)..... | 939 | 1.62 |
| 3 = Yes LOGICALLY ASSIGNED..... | 1 | 0.00 |
| 83 = DID NOT MISUSE STIM IN THE PST 12 MOS LOG ASSN | 1 | 0.00 |
| 91 = NEVER USED/MISUSED STIMULANTS | 54940 | 94.67 |
| 93 = DID NOT MISUSE STIMULANTS IN THE PAST 12 MONTHS..... | 1688 | 2.91 |
| 94 = DON'T KNOW | 8 | 0.01 |
| 97 = REFUSED | 3 | 0.01 |
| 98 = BLANK (NO ANSWER) | 317 | 0.55 |

(STYMOTIV6)
STMRSHIGH

Len : 2 USED LAST STIMULANT (NOT DIRECTED) TO GET HIGH

| | Freq | Pct |
|---|-------|-------|
| 1 = Yes..... | 247 | 0.43 |
| 2 = No (not entered)..... | 829 | 1.43 |
| 3 = Yes LOGICALLY ASSIGNED..... | 1 | 0.00 |
| 83 = DID NOT MISUSE STIM IN THE PST 12 MOS LOG ASSN | 2 | 0.00 |
| 91 = NEVER USED/MISUSED STIMULANTS | 54940 | 94.67 |
| 93 = DID NOT MISUSE STIMULANTS IN THE PAST 12 MONTHS..... | 1687 | 2.91 |
| 94 = DON'T KNOW | 8 | 0.01 |
| 97 = REFUSED | 3 | 0.01 |
| 98 = BLANK (NO ANSWER) | 317 | 0.55 |

(STYMOTIV7)
STMRSDGFX

Len : 2 USED LAST STIMULANT (NOT DIRECTED) OTH DRUG EFFECT

| | Freq | Pct |
|---|-------|-------|
| 1 = Yes..... | 37 | 0.06 |
| 2 = No (not entered)..... | 1039 | 1.79 |
| 3 = Yes LOGICALLY ASSIGNED..... | 1 | 0.00 |
| 83 = DID NOT MISUSE PAST 12 MOS Logically assigned..... | 1 | 0.00 |
| 91 = NEVER USED/MISUSED STIMULANTS | 54940 | 94.67 |
| 93 = DID NOT MISUSE STIMULANTS IN THE PAST 12 MONTHS..... | 1688 | 2.91 |
| 94 = DON'T KNOW | 8 | 0.01 |
| 97 = REFUSED | 3 | 0.01 |
| 98 = BLANK (NO ANSWER) | 317 | 0.55 |

STIMULANTS

(STYMOTIV8)
STMRSHOOK

Len : 2 USED LAST STIMULANT (NOT DIRECTED) BECAUSE HOOKED

| | Freq | Pct |
|---|-------|-------|
| 1 = Yes..... | 13 | 0.02 |
| 2 = No (not entered)..... | 1064 | 1.83 |
| 83 = DID NOT MISUSE STIM IN THE PST 12 MOS LOG ASSN | 1 | 0.00 |
| 91 = NEVER USED/MISUSED STIMULANTS | 54940 | 94.67 |
| 93 = DID NOT MISUSE STIMULANTS IN THE PAST 12 MONTHS..... | 1688 | 2.91 |
| 94 = DON'T KNOW | 8 | 0.01 |
| 97 = REFUSED | 3 | 0.01 |
| 98 = BLANK (NO ANSWER) | 317 | 0.55 |

(STYMOTIV9)
STMRSOR

Len : 2 USED LAST STIMULANT (NOT DIRECTED) OTHER REASON

| | Freq | Pct |
|---|-------|-------|
| 1 = Yes..... | 48 | 0.08 |
| 2 = No (not entered)..... | 1029 | 1.77 |
| 83 = DID NOT MISUSE STIM IN THE PST 12 MOS LOG ASSN | 2 | 0.00 |
| 91 = NEVER USED/MISUSED STIMULANTS | 54940 | 94.67 |
| 93 = DID NOT MISUSE STIMULANTS IN THE PAST 12 MONTHS..... | 1687 | 2.91 |
| 94 = DON'T KNOW | 8 | 0.01 |
| 97 = REFUSED | 3 | 0.01 |
| 98 = BLANK (NO ANSWER) | 317 | 0.55 |

Please type in the other reason you used [STLASTFILL2] the last time. When you have finished typing your answer, press [ENTER] to go to the next question.

(STMOTOT)
STMRSOTRS2

Len : 3 REASON USED LAST STIMULANT (NOT DIRECTED)

| | Freq | Pct |
|---|-------|-------|
| 1 = To relieve physical pain..... | 4 | 0.01 |
| 3 = To experiment or to see what it's/they're like | 1 | 0.00 |
| 4 = To feel good or get high..... | 1 | 0.00 |
| 7 = To increase/decrease effects of some other drug..... | 1 | 0.00 |
| 10 = To help me concentrate..... | 1 | 0.00 |
| 12 = To help me study | 1 | 0.00 |
| 13 = I used it/them for some other reason | 22 | 0.04 |
| 15 = To get work/chores done, not studying | 4 | 0.01 |
| 20 = To try out for medical condition | 4 | 0.01 |
| 34 = Symptom relief, otherwise unspecified..... | 3 | 0.01 |
| 983 = DID NOT USE STIM IN THE PAST 12 MOS Logically assigned..... | 1 | 0.00 |
| 985 = BAD DATA (logically assigned)..... | 2 | 0.00 |
| 991 = NEVER USED STIMULANTS..... | 54940 | 94.67 |
| 993 = DID NOT MISUSE STIMULANTS IN THE PAST 12 MONTHS..... | 1688 | 2.91 |
| 994 = DON'T KNOW | 2 | 0.00 |
| 997 = REFUSED | 1 | 0.00 |
| 998 = BLANK (no answer)..... | 329 | 0.57 |
| 999 = LEGITIMATE SKIP..... | 1029 | 1.77 |

Which was the main reason you used [STLASTFILL2] the last time?

(RSTYMOTI)
STMRSMAIN

Len : 2 MAIN REASON USED LAST STIMULANT (NOT DIRECTED)

| | Freq | Pct |
|--|-------|-------|
| 1 = To help me lose weight..... | 16 | 0.03 |
| 2 = To help me concentrate | 184 | 0.32 |
| 3 = To help me be alert or stay awake..... | 136 | 0.23 |
| 4 = To help me study | 130 | 0.22 |
| 5 = To experiment or to see what it was/they were like | 31 | 0.05 |
| 6 = To feel good or get high..... | 69 | 0.12 |
| 7 = To increase or decrease the effect(s) of some other drug | 5 | 0.01 |
| 9 = The other reason I reported | 10 | 0.02 |
| 17 = To increase/ decrease the effect(s) of other drug LOG ASSN..... | 1 | 0.00 |
| 83 = DID NOT USE STIM IN THE PAST 12 MOS Logically assigned..... | 1 | 0.00 |
| 85 = BAD DATA Logically assigned | 2 | 0.00 |
| 91 = NEVER USED/MISUSED STIMULANTS | 54940 | 94.67 |
| 93 = DID NOT MISUSE STIMULANTS IN THE PAST 12 MONTHS..... | 1688 | 2.91 |
| 98 = BLANK (NO ANSWER) | 329 | 0.57 |
| 99 = LEGITIMATE SKIP..... | 492 | 0.85 |

STIMULANTS

NOTE: STMNORXFG is set to 1 when respondents reported that the only way they misused stimulants in the past year was without a prescription. These respondents also reported that the last stimulant they misused was obtained through a prescription (a) from one doctor or (b) from more than one doctor.

STMNORXFG

Len : 2 ONLY PST YR MISUSE W/O RX BUT RX FOR LAST STIM

| | Freq | Pct |
|---|-------------|------------|
| 1 = Only misuse w/o Rx but reported last drug gotten with Rx..... | 17 | 0.03 |
| 98 = BLANK (NO ANSWER) | 58017 | 99.97 |

SEDATIVES

SEDATIVES

The next question asks about using prescription sedatives in any way a doctor did not direct you to use them.

When you answer these questions, please think only about your use of the drug in any way a doctor did not direct you to use it, including:

- Using it without a prescription of your own
- Using it in greater amounts, more often, or longer than you were told to take it
- Using it in any other way a doctor did not direct you to use it

Have you ever, even once, used any prescription sedative in any way a doctor did not direct you to use it?

(SVL01, SVL02)

SEDNMLIF

Len : 2 EVER USED SEDATIVE NOT DIRECTED BY DR

| | Freq | Pct |
|--|-------------|------------|
| 1 = Yes..... | 924 | 1.59 |
| 2 = No..... | 4487 | 7.73 |
| 5 = Yes LOGICALLY ASSIGNED (from skip pattern) | 223 | 0.38 |
| 85 = BAD DATA Logically assigned..... | 11 | 0.02 |
| 91 = NEVER USED/MISUSED SEDATIVES | 51835 | 89.32 |
| 94 = DON'T KNOW | 9 | 0.02 |
| 97 = REFUSED | 4 | 0.01 |
| 98 = BLANK (NO ANSWER) | 541 | 0.93 |

NOTE: The variable SEDNMREC is a recoded variable that was created from SEDNMLIF, the 12-month misuse variables of specific sedatives, and SEDTVNM30DY.

SEDNMREC

Len : 2 RC - MOST RECENT SEDATIVE MISUSE (RECODE)

| | Freq | Pct |
|--|-------------|------------|
| 1 = Within the past 30 days..... | 60 | 0.10 |
| 2 = More than 30 days ago but within the past 12 mos | 162 | 0.28 |
| 3 = More than 12 months ago | 918 | 1.58 |
| 8 = Misused at some point in past 12 mos LOG ASSN..... | 1 | 0.00 |
| 9 = Misused at some point in lifetime LOG ASSN | 6 | 0.01 |
| 83 = DID NOT MISUSE PST 12 MOS (LIFETIME UNK) Log assn | 188 | 0.32 |
| 91 = NEVER USED/MISUSED SEDATIVES | 56322 | 97.05 |
| 98 = BLANK (NO ANSWER) | 377 | 0.65 |

NOTE: SEDNMINIT is "reverse coded" from the answers in SVL03. SVL03=1 (yes) was recoded to 2 in SEDNMINIT because this answer means that the respondent misused sedatives before the past 12 months (and therefore is not a past year initiate for misuse of sedatives). SVL03=2 (no) was recoded to 1 in SEDNMINIT because this answer means that the respondent did not misuse sedatives before the past 12 months (and therefore is a past year initiate for misuse of sedatives).

Earlier questions were about the past 12 months. This question is about any time before then, that is, any time in your life before [DATEFILL].

At any time before [DATEFILL], did you ever use any prescription sedative in a way a doctor did not direct you to use it?

(SVL03)

SEDNMINIT

Len : 2 PAST YEAR INITIATE FOR ANY SEDATIVE MISUSE

| | Freq | Pct |
|--|-------------|------------|
| 1 = Past year initiate..... | 50 | 0.09 |
| 2 = Not a past year initiate | 21 | 0.04 |
| 4 = Not past yr initiate LOG ASSN (from skip pattern)..... | 152 | 0.26 |
| 83 = NOT PAST YR INITIATE (AT-RISK STATUS UNKNOWN) | 188 | 0.32 |
| 91 = NEVER USED/MISUSED SEDATIVES | 56322 | 97.05 |
| 93 = DID NOT MISUSE SEDATIVES IN THE PAST 12 MOS | 918 | 1.58 |
| 98 = BLANK (NO ANSWER) | 383 | 0.66 |

NOTE: The variables SEDNMAGE, SEDNMYFU, and SEDNMFU show the age, year, and month of first misuse, respectively, for respondents who initiated misuse of sedatives in the 12 months prior to being interviewed (SEDNMINIT=1).

SEDNMAGE

Len : 3 RC - AGE AT 1ST MISUSE FOR PAST YR SED INITIATES

| | Freq | Pct |
|--|-------------|------------|
| RANGE = 11 - 72 | 46 | 0.08 |
| 983 = NOT A PAST YEAR INITIATE Log assn..... | 188 | 0.32 |
| 991 = NEVER USED/MISUSED SEDATIVES | 56322 | 97.05 |
| 993 = NOT A PAST YEAR INITIATE | 1091 | 1.88 |
| 998 = BLANK (NO ANSWER)..... | 387 | 0.67 |

SEDATIVES

[SEDNMYFU](#)

Len : 4 RC - YR 1ST MISUSED FOR PAST YR SED INITIATES

| | Freq | Pct |
|---|-------|-------|
| RANGE = 2020 - 2021 | 46 | 0.08 |
| 9983 = NOT A PAST YEAR INITIATE Logically assigned..... | 188 | 0.32 |
| 9991 = NEVER USED/MISUSED SEDATIVES | 56322 | 97.05 |
| 9993 = NOT A PAST YEAR INITIATE | 1091 | 1.88 |
| 9998 = BLANK (NO ANSWER)..... | 387 | 0.67 |

[SEDNMMFU](#)

Len : 2 RC - MO 1ST MISUSED FOR PAST YR SED INITIATES

| | Freq | Pct |
|--|-------|-------|
| 1 = January..... | 2 | 0.00 |
| 2 = February..... | 2 | 0.00 |
| 3 = March..... | 8 | 0.01 |
| 4 = April | 4 | 0.01 |
| 5 = May..... | 5 | 0.01 |
| 6 = June..... | 6 | 0.01 |
| 7 = July | 2 | 0.00 |
| 8 = August | 5 | 0.01 |
| 9 = September..... | 3 | 0.01 |
| 10 = October..... | 3 | 0.01 |
| 11 = November | 4 | 0.01 |
| 12 = December..... | 1 | 0.00 |
| 83 = NOT A PAST YEAR INITIATE Logically assigned | 188 | 0.32 |
| 91 = NEVER USED/MISUSED SEDATIVES | 56322 | 97.05 |
| 93 = NOT A PAST YEAR INITIATE | 1091 | 1.88 |
| 98 = BLANK (NO ANSWER) | 388 | 0.67 |

In the past 30 days, that is, from [DATEFILL] up to and including today, did you use [SVNAMEFILL] in any way a doctor did not direct you to use [SVNUMFILL]?

(SVM01)

[SEDNM30D](#)

Len : 2 USED SEDATIVE NOT DIRECTED BY DR PAST 30 DAYS

| | Freq | Pct |
|---|-------|-------|
| 1 = Yes..... | 56 | 0.10 |
| 2 = No..... | 162 | 0.28 |
| 5 = Yes LOGICALLY ASSIGNED (from skip pattern) | 4 | 0.01 |
| 83 = DID NOT MISUSE SEDATIVES IN THE PST 30 DAYS LOG ASSN | 19 | 0.03 |
| 85 = BAD DATA Logically assigned..... | 2 | 0.00 |
| 91 = NEVER USED/MISUSED SEDATIVES | 56322 | 97.05 |
| 93 = DID NOT MISUSE SEDATIVES IN THE PAST 30 DAYS | 1087 | 1.87 |
| 97 = REFUSED | 1 | 0.00 |
| 98 = BLANK (NO ANSWER) | 381 | 0.66 |

During the past 30 days, on how many days did you use [SVNAMEFILL] in any way a doctor did not direct you to use [SVNUMFILL]?

(SVM02)

[SEDNM30FQ](#)

Len : 2 # DAYS USED SEDATIVE NOT DIRECTD BY DR PST 30 DYS

| | Freq | Pct |
|---|-------|-------|
| RANGE = 1 - 30 | 57 | 0.10 |
| 83 = DID NOT MISUSE SEDATIVES IN THE PST 30 DAYS LOG ASSN | 6 | 0.01 |
| 85 = BAD DATA Logically assigned..... | 1 | 0.00 |
| 91 = NEVER USED/MISUSED SEDATIVES | 56322 | 97.05 |
| 93 = DID NOT MISUSE SEDATIVES IN THE PAST 30 DAYS | 1262 | 2.17 |
| 94 = DON'T KNOW | 2 | 0.00 |
| 97 = REFUSED | 1 | 0.00 |
| 98 = BLANK (NO ANSWER) | 383 | 0.66 |

What is your best estimate of the number of days you used [SVNAMEFILL] in any way a doctor did not direct you to use [SVNUMFILL] during the past 30 days?

(SVM02DKRE)

[SEDNM30ES](#)

Len : 2 EST # DAYS USED SEDATIVE NOT DIRECTED PST 30 DYS

| | Freq | Pct |
|---|-------|-------|
| 2 = 3 to 5 days..... | 2 | 0.00 |
| 91 = NEVER USED/MISUSED SEDATIVES | 56322 | 97.05 |
| 93 = DID NOT MISUSE SEDATIVES IN THE PAST 30 DAYS | 1268 | 2.18 |
| 94 = DON'T KNOW | 1 | 0.00 |
| 98 = BLANK (NO ANSWER) | 384 | 0.66 |
| 99 = LEGITIMATE SKIP..... | 57 | 0.10 |

SEDATIVES

During the past 30 days, did you use [SVNAMEFILL] in any way a doctor did not direct you to use [SVNUMFILL] while you were drinking alcohol or within a couple of hours of drinking?

(SYM03)

SEDNM30AL

Len : 2 USED SEDATIVE NOT DIRECTED BY DR W/ALC PST 30 DYS

| | Freq | Pct |
|---|-------|-------|
| 1 = Yes..... | 15 | 0.03 |
| 2 = No..... | 21 | 0.04 |
| 83 = DID NOT MISUSE SEDATIVES IN THE PST 30 DAYS LOG ASSN | 3 | 0.01 |
| 85 = BAD DATA Logically assigned..... | 1 | 0.00 |
| 91 = NEVER USED/MISUSED SEDATIVES | 56322 | 97.05 |
| 93 = DID NOT MISUSE SEDATIVES IN THE PAST 30 DAYS | 1265 | 2.18 |
| 98 = BLANK (NO ANSWER) | 383 | 0.66 |
| 99 = LEGITIMATE SKIP..... | 24 | 0.04 |

Which of these statements describe your use of [SVNAMEFILL] at any time in the past 12 months?

(SYWAYS1)

SEDWYNORX

Len : 2 USED SEDATIVE W/O OWN RX PAST 12 MONTHS

| | Freq | Pct |
|--|-------|-------|
| 1 = Yes..... | 125 | 0.22 |
| 2 = No (not entered)..... | 90 | 0.16 |
| 83 = DID NOT MISUSE SEDATIVES IN THE PST 12 MOS LOG ASSN | 12 | 0.02 |
| 85 = BAD DATA Logically assigned..... | 1 | 0.00 |
| 91 = NEVER USED/MISUSED SEDATIVES | 56322 | 97.05 |
| 93 = DID NOT MISUSE SEDATIVES IN THE PAST 12 MONTHS | 1094 | 1.89 |
| 94 = DON'T KNOW | 7 | 0.01 |
| 97 = REFUSED | 1 | 0.00 |
| 98 = BLANK (NO ANSWER) | 382 | 0.66 |

(SYWAYS2)

SEDWYGAMT

Len : 2 USED SEDATIVE IN GREATER AMTS THAN RX PST 12 MOS

| | Freq | Pct |
|--|-------|-------|
| 1 = Yes..... | 63 | 0.11 |
| 2 = No (not entered)..... | 152 | 0.26 |
| 83 = DID NOT MISUSE SEDATIVES IN THE PST 12 MOS LOG ASSN | 3 | 0.01 |
| 85 = BAD DATA Logically assigned..... | 1 | 0.00 |
| 91 = NEVER USED/MISUSED SEDATIVES | 56322 | 97.05 |
| 93 = DID NOT MISUSE SEDATIVES IN THE PAST 12 MONTHS | 1103 | 1.90 |
| 94 = DON'T KNOW | 7 | 0.01 |
| 97 = REFUSED | 1 | 0.00 |
| 98 = BLANK (NO ANSWER) | 382 | 0.66 |

(SYWAYS3)

SEDWYOFTN

Len : 2 USED SEDATIVE MORE OFTEN THAN RX PAST 12 MONTHS

| | Freq | Pct |
|---|-------|-------|
| 1 = Yes..... | 24 | 0.04 |
| 2 = No (not entered)..... | 191 | 0.33 |
| 83 = DID NOT MISUSE PAST 12 MOS Logically assigned..... | 4 | 0.01 |
| 91 = NEVER USED/MISUSED SEDATIVES | 56322 | 97.05 |
| 93 = DID NOT MISUSE SEDATIVES IN THE PAST 12 MONTHS | 1102 | 1.90 |
| 94 = DON'T KNOW | 7 | 0.01 |
| 97 = REFUSED | 1 | 0.00 |
| 98 = BLANK (NO ANSWER) | 383 | 0.66 |

(SYWAYS4)

SEDWYLNGR

Len : 2 USED SEDATIVE LONGER THAN RX PAST 12 MONTHS

| | Freq | Pct |
|--|-------|-------|
| 1 = Yes..... | 16 | 0.03 |
| 2 = No (not entered)..... | 199 | 0.34 |
| 83 = DID NOT MISUSE SEDATIVES IN THE PST 12 MOS LOG ASSN | 4 | 0.01 |
| 91 = NEVER USED/MISUSED SEDATIVES | 56322 | 97.05 |
| 93 = DID NOT MISUSE SEDATIVES IN THE PAST 12 MONTHS | 1102 | 1.90 |
| 94 = DON'T KNOW | 7 | 0.01 |
| 97 = REFUSED | 1 | 0.00 |
| 98 = BLANK (NO ANSWER) | 383 | 0.66 |

SEDATIVES

(SVYWAYS5)
SEDWYOTWY

Len : 2 USED SEDATIVE OTHER WAY NOT DIRECTED PST 12 MOS

| | Freq | Pct |
|--|-------|-------|
| 1 = Yes..... | 28 | 0.05 |
| 2 = No (not entered)..... | 187 | 0.32 |
| 83 = DID NOT MISUSE SEDATIVES IN THE PST 12 MOS LOG ASSN | 8 | 0.01 |
| 91 = NEVER USED/MISUSED SEDATIVES | 56322 | 97.05 |
| 93 = DID NOT MISUSE SEDATIVES IN THE PAST 12 MONTHS | 1098 | 1.89 |
| 94 = DON'T KNOW | 7 | 0.01 |
| 97 = REFUSED | 1 | 0.00 |
| 98 = BLANK (NO ANSWER) | 383 | 0.66 |

Now think about the last time you used a prescription sedative in any way a doctor did not direct you to use it.

Which of these sedatives did you use the last time? If you used more than one sedative the last time, please choose one sedative as your best answer.

(RSVYLAST)
SEDNMLAST

Len : 2 LAST SEDATIVE USED NOT DIRECTED BY DR PST 12 MOS

| | Freq | Pct |
|--|-------|-------|
| 1 = Ambien | 72 | 0.12 |
| 2 = Ambien CR | 9 | 0.02 |
| 3 = Zolpidem (generic) | 38 | 0.07 |
| 4 = Extended-release zolpidem (generic) | 4 | 0.01 |
| 5 = Lunesta or eszopiclone..... | 12 | 0.02 |
| 7 = Halcion | 4 | 0.01 |
| 8 = Restoril | 2 | 0.00 |
| 9 = Flurazepam (generic), also known as Dalmane..... | 1 | 0.00 |
| 10 = Temazepam (generic) | 8 | 0.01 |
| 11 = Triazolam (generic)..... | 6 | 0.01 |
| 12 = Butisol | 1 | 0.00 |
| 13 = Seconal | 2 | 0.00 |
| 14 = Phenobarbital (generic)..... | 7 | 0.01 |
| 15 = Some other sedative | 55 | 0.09 |
| 83 = DID NOT MISUSE SEDATIVES IN THE PST 12 MOS LOG ASSN | 20 | 0.03 |
| 85 = BAD DATA Logically assigned | 2 | 0.00 |
| 91 = NEVER USED/MISUSED SEDATIVES | 56322 | 97.05 |
| 93 = DID NOT MISUSE SEDATIVES IN THE PAST 12 MONTHS | 1086 | 1.87 |
| 94 = DON'T KNOW | 1 | 0.00 |
| 97 = REFUSED | 1 | 0.00 |
| 98 = BLANK (NO ANSWER) | 381 | 0.66 |

Now think about the last time you used [SVLASTFILL2] in any way a doctor did not direct you to use it/them.

What were the reasons you used [SVLASTFILL2] the last time?

(SVYMOTV1)
SEDRSRELX

Len : 2 USED LAST SEDATIVE (NOT DIRECTED) TO RELAX

| | Freq | Pct |
|--|-------|-------|
| 1 = Yes..... | 68 | 0.12 |
| 2 = No (not entered)..... | 151 | 0.26 |
| 83 = DID NOT MISUSE SEDATIVES IN THE PST 12 MOS LOG ASSN | 8 | 0.01 |
| 91 = NEVER USED/MISUSED SEDATIVES | 56322 | 97.05 |
| 93 = DID NOT MISUSE SEDATIVES IN THE PAST 12 MONTHS | 1098 | 1.89 |
| 94 = DON'T KNOW | 2 | 0.00 |
| 97 = REFUSED | 2 | 0.00 |
| 98 = BLANK (NO ANSWER) | 383 | 0.66 |

(SVYMOTV2)
SEDRSEXPT

Len : 2 USED LAST SEDATIVE (NOT DIRECTED) TO EXPERIMENT

| | Freq | Pct |
|---|-------|-------|
| 1 = Yes..... | 9 | 0.02 |
| 2 = No (not entered)..... | 210 | 0.36 |
| 83 = DID NOT MISUSE SEDATIVES IN THE PST 30 DAYS LOG ASSN | 1 | 0.00 |
| 85 = BAD DATA Logically assigned | 2 | 0.00 |
| 91 = NEVER USED/MISUSED SEDATIVES | 56322 | 97.05 |
| 93 = DID NOT MISUSE SEDATIVES IN THE PAST 12 MONTHS | 1105 | 1.90 |
| 94 = DON'T KNOW | 2 | 0.00 |
| 97 = REFUSED | 2 | 0.00 |
| 98 = BLANK (NO ANSWER) | 381 | 0.66 |

SEDATIVES

(SYVMOTV3)
SEDRSSHIGH

Len : 2 USED LAST SEDATIVE (NOT DIRECTED) TO GET HIGH

| | Freq | Pct |
|--|-------|-------|
| 1 = Yes..... | 26 | 0.04 |
| 2 = No (not entered)..... | 193 | 0.33 |
| 83 = DID NOT MISUSE SEDATIVES IN THE PST 12 MOS LOG ASSN | 1 | 0.00 |
| 91 = NEVER USED/MISUSED SEDATIVES | 56322 | 97.05 |
| 93 = DID NOT MISUSE SEDATIVES IN THE PAST 12 MONTHS | 1105 | 1.90 |
| 94 = DON'T KNOW | 2 | 0.00 |
| 97 = REFUSED | 2 | 0.00 |
| 98 = BLANK (NO ANSWER) | 383 | 0.66 |

(SYVMOTV4)
SEDRSSLEP

Len : 2 USED LAST SEDATIVE (NOT DIRECTED) FOR SLEEP

| | Freq | Pct |
|--|-------|-------|
| 1 = Yes..... | 168 | 0.29 |
| 2 = No (not entered)..... | 48 | 0.08 |
| 3 = Yes LOGICALLY ASSIGNED | 3 | 0.01 |
| 83 = DID NOT MISUSE SEDATIVES IN THE PST 12 MOS LOG ASSN | 11 | 0.02 |
| 91 = NEVER USED/MISUSED SEDATIVES | 56322 | 97.05 |
| 93 = DID NOT MISUSE SEDATIVES IN THE PAST 12 MONTHS | 1095 | 1.89 |
| 94 = DON'T KNOW | 2 | 0.00 |
| 97 = REFUSED | 2 | 0.00 |
| 98 = BLANK (NO ANSWER) | 383 | 0.66 |

(SYVMOTV5)
SEDRSEMOT

Len : 2 USED LAST SEDATIVE (NOT DIRECTED) FOR EMOTIONS

| | Freq | Pct |
|--|-------|-------|
| 1 = Yes..... | 37 | 0.06 |
| 2 = No (not entered)..... | 182 | 0.31 |
| 83 = DID NOT MISUSE SEDATIVES IN THE PST 12 MOS LOG ASSN | 1 | 0.00 |
| 91 = NEVER USED/MISUSED SEDATIVES | 56322 | 97.05 |
| 93 = DID NOT MISUSE SEDATIVES IN THE PAST 12 MONTHS | 1105 | 1.90 |
| 94 = DON'T KNOW | 2 | 0.00 |
| 97 = REFUSED | 2 | 0.00 |
| 98 = BLANK (NO ANSWER) | 383 | 0.66 |

(SYVMOTV6)
SEDRSDGFX

Len : 2 USED LAST SEDATIVE (NOT DIRECTED) OTH DRUG EFFECT

| | Freq | Pct |
|--|-------|-------|
| 1 = Yes..... | 7 | 0.01 |
| 2 = No (not entered)..... | 212 | 0.37 |
| 83 = DID NOT MISUSE SEDATIVES IN THE PST 12 MOS LOG ASSN | 1 | 0.00 |
| 91 = NEVER USED/MISUSED SEDATIVES | 56322 | 97.05 |
| 93 = DID NOT MISUSE SEDATIVES IN THE PAST 12 MONTHS | 1105 | 1.90 |
| 94 = DON'T KNOW | 2 | 0.00 |
| 97 = REFUSED | 2 | 0.00 |
| 98 = BLANK (NO ANSWER) | 383 | 0.66 |

(SYVMOTV7)
SEDRSHOOK

Len : 2 USED LAST SEDATIVE (NOT DIRECTED) BECAUSE HOOKED

| | Freq | Pct |
|--|-------|-------|
| 1 = Yes..... | 3 | 0.01 |
| 2 = No (not entered)..... | 216 | 0.37 |
| 83 = DID NOT MISUSE SEDATIVES IN THE PST 12 MOS LOG ASSN | 1 | 0.00 |
| 91 = NEVER USED/MISUSED SEDATIVES | 56322 | 97.05 |
| 93 = DID NOT MISUSE SEDATIVES IN THE PAST 12 MONTHS | 1105 | 1.90 |
| 94 = DON'T KNOW | 2 | 0.00 |
| 97 = REFUSED | 2 | 0.00 |
| 98 = BLANK (NO ANSWER) | 383 | 0.66 |

SEDATIVES

(SVYMOTV8)
SEDRSSOR

Len : 2 USED LAST SEDATIVE (NOT DIRECTED) OTHER REASON

| | Freq | Pct |
|---|-------|-------|
| 1 = Yes..... | 18 | 0.03 |
| 2 = No (not entered)..... | 201 | 0.35 |
| 83 = DID NOT MISUSE SEDATIVES IN THE PST 12 MOS LOG ASSN..... | 5 | 0.01 |
| 91 = NEVER USED/MISUSED SEDATIVES..... | 56322 | 97.05 |
| 93 = DID NOT MISUSE SEDATIVES IN THE PAST 12 MONTHS..... | 1101 | 1.90 |
| 94 = DON'T KNOW..... | 2 | 0.00 |
| 97 = REFUSED..... | 2 | 0.00 |
| 98 = BLANK (NO ANSWER)..... | 383 | 0.66 |

Please type in the other reason you used [SVLASTFILL2] the last time. When you have finished typing your answer, press [ENTER] to go to the next question.

(SVMOTOT)
SEDRSOTRS2

Len : 3 REASON USED LAST SEDATIVE (NOT DIRECTED)

| | Freq | Pct |
|--|-------|-------|
| 5 = To help with my sleep..... | 3 | 0.01 |
| 13 = I used it/them for some other reason..... | 5 | 0.01 |
| 983 = DID NOT USE SEDATIVES IN THE PAST 12 MOS Logically assigned..... | 4 | 0.01 |
| 985 = BAD DATA (logically assigned)..... | 3 | 0.01 |
| 991 = NEVER USED SEDATIVES..... | 56322 | 97.05 |
| 993 = DID NOT MISUSE SEDATIVES IN THE PAST 12 MONTHS..... | 1102 | 1.90 |
| 994 = DON'T KNOW..... | 3 | 0.01 |
| 997 = REFUSED..... | 4 | 0.01 |
| 998 = BLANK (no answer)..... | 387 | 0.67 |
| 999 = LEGITIMATE SKIP..... | 201 | 0.35 |

Which was the main reason you used [SVLASTFILL2] the last time?

(RSVYMOTI)
SEDRSMAN

Len : 2 MAIN REASON USED LAST SEDATIVE (NOT DIRECTED)

| | Freq | Pct |
|---|-------|-------|
| 1 = To relax or relieve tension..... | 11 | 0.02 |
| 2 = To experiment or to see what it was/they were like..... | 2 | 0.00 |
| 3 = To feel good or get high..... | 2 | 0.00 |
| 4 = To help with my sleep..... | 36 | 0.06 |
| 5 = To help me with my feelings or emotions..... | 9 | 0.02 |
| 8 = The other reason I reported..... | 1 | 0.00 |
| 14 = To help with my sleep LOGICALLY ASSIGNED..... | 1 | 0.00 |
| 83 = DID NOT MISUSE SEDATIVES IN THE PST 12 MOS LOG ASSN..... | 3 | 0.01 |
| 85 = BAD DATA Logically assigned..... | 1 | 0.00 |
| 91 = NEVER USED/MISUSED SEDATIVES..... | 56322 | 97.05 |
| 93 = DID NOT MISUSE SEDATIVES IN THE PAST 12 MONTHS..... | 1103 | 1.90 |
| 98 = BLANK (NO ANSWER)..... | 387 | 0.67 |
| 99 = LEGITIMATE SKIP..... | 156 | 0.27 |

The following variable for past year misuse of Any Benzodiazepines Sedatives, SVBZONMYR, was assigned a positive response if a respondent indicated any past year misuse of Benzodiazepine Sedatives or past year misuse of Benzodiazepine Sedatives that were specified as other Sedatives.

SVBZONMYR

Len : 1 RC - BENZODIAZEPINES SEDATIVES - PAST YEAR MISUSE

| | Freq | Pct |
|------------------|-------|-------|
| . = Missing..... | 315 | 0.54 |
| 0 = No..... | 57688 | 99.40 |
| 1 = Yes..... | 31 | 0.05 |

NOTE: STMNORXFG is set to 1 when respondents reported that the only way they misused sedatives in the past year was without a prescription. These respondents also reported that the last sedative they misused was obtained through a prescription (a) from one doctor or (b) from more than one doctor.

SEDNORXFG

Len : 2 ONLY PST YR MISUSE W/O RX BUT RX FOR LAST SED

| | Freq | Pct |
|---|-------|-------|
| 1 = Only misuse w/o Rx but reported last drug gotten with Rx..... | 2 | 0.00 |
| 98 = BLANK (NO ANSWER)..... | 58032 | 100.0 |

RECENCY OF DRUG USE

IMPUTED SUBSTANCE USE

RECENCY OF DRUG USE

(CIGREC)

IRCIGRC

Len : 1 CIGARETTE RECENCY - IMPUTATION REVISED

| | Freq | Pct |
|--|-------|-------|
| 1 = Within the past 30 days..... | 7409 | 12.77 |
| 2 = More than 30 days ago but within the past 12 mos | 2231 | 3.84 |
| 3 = More than 12 months ago but within the past 3 yrs..... | 2664 | 4.59 |
| 4 = More than 3 years ago..... | 12569 | 21.66 |
| 9 = NEVER SMOKED CIGARETTES | 33161 | 57.14 |

(CIGREC)

IICIGRC

Len : 1 CIGARETTE RECENCY - IMPUTATION INDICATOR

| | Freq | Pct |
|-------------------------------------|-------|-------|
| 1 = Questionnaire data | 57897 | 99.76 |
| 2 = Logically assigned data..... | 1 | 0.00 |
| 3 = Statistically imputed data..... | 136 | 0.23 |

(CIGREC)

I2CIGRC

Len : 1 CIGARETTE RECENCY - DETAILED IMPUTATION INDICATOR

| | Freq | Pct |
|---|-------|-------|
| 1 = Questionnaire data | 57897 | 99.76 |
| 2 = Logically assigned data..... | 1 | 0.00 |
| 4 = Statistically imputed data - edited recency = 9..... | 4 | 0.01 |
| 5 = Statistically imputed data - edited recency = 8..... | 1 | 0.00 |
| 6 = Statistically imputed data - edited recency = 19..... | 30 | 0.05 |
| 7 = Statistically imputed data - edited recency = 14..... | 66 | 0.11 |
| 8 = Statistically imputed data - edited recency = 29..... | 32 | 0.06 |
| 9 = Statistically imputed data - edited recency = 39..... | 3 | 0.01 |

(CIGARREC)

IRCGRRC

Len : 1 CIGAR RECENCY - IMPUTATION REVISED

| | Freq | Pct |
|--|-------|-------|
| 1 = Within the past 30 days..... | 2100 | 3.62 |
| 2 = More than 30 days ago but within the past 12 mos | 2011 | 3.47 |
| 3 = More than 12 months ago but within the past 3 yrs..... | 2565 | 4.42 |
| 4 = More than 3 years ago..... | 8116 | 13.98 |
| 9 = NEVER SMOKED CIGARS..... | 43242 | 74.51 |

(CIGARREC)

IICGRRC

Len : 1 CIGAR RECENCY - IMPUTATION INDICATOR

| | Freq | Pct |
|-------------------------------------|-------|-------|
| 1 = Questionnaire data | 57903 | 99.77 |
| 3 = Statistically imputed data..... | 131 | 0.23 |

(CIGARREC)

I2CGRRC

Len : 1 CIGAR RECENCY - DETAILED IMPUTATION INDICATOR

| | Freq | Pct |
|---|-------|-------|
| 1 = Questionnaire data | 57903 | 99.77 |
| 3 = Statistically imputed data - lifetime use imputed | 10 | 0.02 |
| 4 = Statistically imputed data - edited recency = 9..... | 5 | 0.01 |
| 5 = Statistically imputed data - edited recency = 8..... | 2 | 0.00 |
| 6 = Statistically imputed data - edited recency = 19..... | 18 | 0.03 |
| 7 = Statistically imputed data - edited recency = 14..... | 59 | 0.10 |
| 8 = Statistically imputed data - edited recency = 29..... | 36 | 0.06 |
| 9 = Statistically imputed data - edited recency = 39..... | 1 | 0.00 |

(PIPEVER)

IRPIPLF

Len : 1 LIFETIME PIPE USE - IMPUTATION REVISED

| | Freq | Pct |
|------------------------------|-------|-------|
| 1 = Ever used pipes..... | 4500 | 7.75 |
| 9 = NEVER SMOKED PIPES | 53534 | 92.25 |

RECENCY OF DRUG USE

(PIPEVER)
IPIPLF

| | | |
|--|-------------|------------|
| Len : 1 LIFETIME PIPE USE - IMPUTATION INDICATOR | | |
| | Freq | Pct |
| 1 = Questionnaire data | 58026 | 99.99 |
| 3 = Statistically imputed data | 8 | 0.01 |

(PIPE30DY)
IRIPMN

| | | |
|---|-------------|------------|
| Len : 1 PAST MONTH PIPE USE - IMPUTATION REVISED | | |
| | Freq | Pct |
| 1 = Within the past 30 days | 368 | 0.63 |
| 2 = More than 30 days ago but within lifetime | 4132 | 7.12 |
| 9 = NEVER SMOKED PIPES | 53534 | 92.25 |

(PIPE30DY)
IIPPMN

| | | |
|--|-------------|------------|
| Len : 1 PAST MONTH PIPE USE - IMPUTATION INDICATOR | | |
| | Freq | Pct |
| 1 = Questionnaire data | 4497 | 7.75 |
| 3 = Statistically imputed data | 11 | 0.02 |
| 9 = LEGITIMATE SKIP - NOT A LIFETIME USER | 53526 | 92.23 |

(SMKLSSREC)
IRSMKLSSREC

| | | |
|---|-------------|------------|
| Len : 1 SMOKELESS TOBACCO RECENCY - IMPUTATION REVISED | | |
| | Freq | Pct |
| 1 = Within the past 30 days | 1432 | 2.47 |
| 2 = More than 30 days ago but within the past 12 mos | 650 | 1.12 |
| 3 = More than 12 months ago but within the past 3 yrs | 931 | 1.60 |
| 4 = More than 3 years ago | 4237 | 7.30 |
| 9 = NEVER USED SMOKELESS TOBACCO | 50784 | 87.51 |

(SMKLSSREC)
ISMKLSSREC

| | | |
|---|-------------|------------|
| Len : 1 SMOKELESS TOBACCO RECENCY - IMPUTATION INDICATOR | | |
| | Freq | Pct |
| 1 = Questionnaire data | 57934 | 99.83 |
| 2 = Logically assigned data | 2 | 0.00 |
| 3 = Statistically imputed data - lifetime use imputed | 32 | 0.06 |
| 4 = Statistically imputed data - edited recency = 9 | 6 | 0.01 |
| 6 = Statistically imputed data - edited recency = 19 | 14 | 0.02 |
| 7 = Statistically imputed data - edited recency = 14 | 33 | 0.06 |
| 8 = Statistically imputed data - edited recency = 29 | 13 | 0.02 |

(ALCREC)
IRALCRC

| | | |
|--|-------------|------------|
| Len : 1 ALCOHOL RECENCY - IMPUTATION REVISED | | |
| | Freq | Pct |
| 1 = Within the past 30 days | 26560 | 45.77 |
| 2 = More than 30 days ago but within the past 12 mos | 8224 | 14.17 |
| 3 = More than 12 months ago | 6940 | 11.96 |
| 9 = NEVER USED ALCOHOL | 16310 | 28.10 |

(ALCREC)
IALCRC

| | | |
|--|-------------|------------|
| Len : 1 ALCOHOL RECENCY - IMPUTATION INDICATOR | | |
| | Freq | Pct |
| 1 = Questionnaire data | 57551 | 99.17 |
| 2 = Logically assigned data | 5 | 0.01 |
| 3 = Statistically imputed data | 478 | 0.82 |

(ALCREC)
I2ALCRC

| | | |
|---|-------------|------------|
| Len : 1 ALCOHOL RECENCY - DETAILED IMPUTATION INDICATOR | | |
| | Freq | Pct |
| 1 = Questionnaire data | 57551 | 99.17 |
| 2 = Logically assigned data | 5 | 0.01 |
| 3 = Statistically imputed data - lifetime use imputed | 15 | 0.03 |
| 4 = Statistically imputed data - edited recency = 9 | 148 | 0.26 |
| 5 = Statistically imputed data - edited recency = 8 | 315 | 0.54 |

RECENCY OF DRUG USE

(MJREC)
IRMJRC

| | | |
|--|-------------|------------|
| Len : 1 MARIJUANA RECENCY - IMPUTATION REVISED | | |
| | Freq | Pct |
| 1 = Within the past 30 days..... | 8450 | 14.56 |
| 2 = More than 30 days ago but within the past 12 mos | 4078 | 7.03 |
| 3 = More than 12 months ago | 13002 | 22.40 |
| 9 = NEVER USED MARIJUANA | 32504 | 56.01 |

(MJREC)
IIMJRC

| | | |
|--|-------------|------------|
| Len : 1 MARIJUANA RECENCY - IMPUTATION INDICATOR | | |
| | Freq | Pct |
| 1 = Questionnaire data | 57389 | 98.89 |
| 2 = Logically assigned data..... | 367 | 0.63 |
| 3 = Statistically imputed data..... | 278 | 0.48 |

(MJREC)
I12MJRC

| | | |
|---|-------------|------------|
| Len : 1 MARIJUANA RECENCY - DETAILED IMPUTATION INDICATOR | | |
| | Freq | Pct |
| 1 = Questionnaire data | 57389 | 98.89 |
| 2 = Logically assigned data..... | 367 | 0.63 |
| 3 = Statistically imputed data - lifetime use imputed | 33 | 0.06 |
| 4 = Statistically imputed data - edited recency = 9..... | 85 | 0.15 |
| 5 = Statistically imputed data - edited recency = 8..... | 160 | 0.28 |

(COCREC)
IRCOCRC

| | | |
|--|-------------|------------|
| Len : 1 COCAINE RECENCY - IMPUTATION REVISED | | |
| | Freq | Pct |
| 1 = Within the past 30 days..... | 399 | 0.69 |
| 2 = More than 30 days ago but within the past 12 mos | 715 | 1.23 |
| 3 = More than 12 months ago | 5681 | 9.79 |
| 9 = NEVER USED COCAINE | 51239 | 88.29 |

(COCREC)
IICOCRC

| | | |
|--|-------------|------------|
| Len : 1 COCAINE RECENCY - IMPUTATION INDICATOR | | |
| | Freq | Pct |
| 1 = Questionnaire data | 57953 | 99.86 |
| 2 = Logically assigned data..... | 18 | 0.03 |
| 3 = Statistically imputed data..... | 63 | 0.11 |

(COCREC)
I12COCRC

| | | |
|---|-------------|------------|
| Len : 1 COCAINE RECENCY - DETAILED IMPUTATION INDICATOR | | |
| | Freq | Pct |
| 1 = Questionnaire data | 57953 | 99.86 |
| 2 = Logically assigned data..... | 18 | 0.03 |
| 3 = Statistically imputed data - lifetime use imputed | 14 | 0.02 |
| 4 = Statistically imputed data - edited recency = 9..... | 25 | 0.04 |
| 5 = Statistically imputed data - edited recency = 8..... | 24 | 0.04 |

(CRAKREC)
IRCRKRC

| | | |
|--|-------------|------------|
| Len : 1 CRACK RECENCY - IMPUTATION REVISED | | |
| | Freq | Pct |
| 1 = Within the past 30 days..... | 80 | 0.14 |
| 2 = More than 30 days ago but within the past 12 mos | 87 | 0.15 |
| 3 = More than 12 months ago | 1431 | 2.47 |
| 9 = NEVER USED CRACK..... | 56436 | 97.25 |

(CRAKREC)
ICRKRRC

| | | |
|--|-------------|------------|
| Len : 1 CRACK RECENCY - IMPUTATION INDICATOR | | |
| | Freq | Pct |
| 1 = Questionnaire data | 58005 | 99.95 |
| 3 = Statistically imputed data..... | 29 | 0.05 |

RECENCY OF DRUG USE

(*CRAKREC*)
I2CRKRC

Len : 1 CRACK RECENCY - DETAILED IMPUTATION INDICATOR

| | Freq | Pct |
|---|-------------|------------|
| 1 = Questionnaire data | 58005 | 99.95 |
| 3 = Statistically imputed data - lifetime use imputed | 23 | 0.04 |
| 4 = Statistically imputed data - edited recency = 9..... | 2 | 0.00 |
| 5 = Statistically imputed data - edited recency = 8..... | 4 | 0.01 |

(*HERREC*)
IRHERRC

Len : 1 HEROIN RECENCY - IMPUTATION REVISED

| | Freq | Pct |
|--|-------------|------------|
| 1 = Within the past 30 days..... | 111 | 0.19 |
| 2 = More than 30 days ago but within the past 12 mos | 96 | 0.17 |
| 3 = More than 12 months ago | 926 | 1.60 |
| 9 = NEVER USED HEROIN..... | 56901 | 98.05 |

(*HERREC*)
IIHERRC

Len : 1 HEROIN RECENCY - IMPUTATION INDICATOR

| | Freq | Pct |
|-------------------------------------|-------------|------------|
| 1 = Questionnaire data | 57999 | 99.94 |
| 3 = Statistically imputed data..... | 35 | 0.06 |

(*HERREC*)
I2HERRC

Len : 1 HEROIN RECENCY - DETAILED IMPUTATION INDICATOR

| | Freq | Pct |
|---|-------------|------------|
| 1 = Questionnaire data | 57999 | 99.94 |
| 3 = Statistically imputed data - lifetime use imputed | 17 | 0.03 |
| 4 = Statistically imputed data - edited recency = 9..... | 7 | 0.01 |
| 5 = Statistically imputed data - edited recency = 8..... | 11 | 0.02 |

(*HALLUCREC*)
IRHALLUCREC

Len : 1 HALLUCINOGEN RECENCY - IMPUTATION REVISED

| | Freq | Pct |
|--|-------------|------------|
| 1 = Within the past 30 days..... | 548 | 0.94 |
| 2 = More than 30 days ago but within the past 12 mos | 1500 | 2.58 |
| 3 = More than 12 months ago | 6953 | 11.98 |
| 9 = NEVER USED HALLUCINOGENS | 49033 | 84.49 |

(*HALLUCREC*)
IIHALLUCREC

Len : 1 HALLUCINOGEN RECENCY - IMPUTATION INDICATOR

| | Freq | Pct |
|---|-------------|------------|
| 1 = Questionnaire data | 57731 | 99.48 |
| 2 = Logically assigned data..... | 29 | 0.05 |
| 3 = Statistically imputed data - lifetime use imputed | 130 | 0.22 |
| 4 = Statistically imputed data - edited recency = 9..... | 96 | 0.17 |
| 5 = Statistically imputed data - edited recency = 8..... | 48 | 0.08 |

(*LSDREC*)
IRLSDRC

Len : 1 LSD RECENCY - IMPUTATION REVISED

| | Freq | Pct |
|--|-------------|------------|
| 1 = Within the past 30 days..... | 156 | 0.27 |
| 2 = More than 30 days ago but within the past 12 mos | 642 | 1.11 |
| 3 = More than 12 months ago | 4609 | 7.94 |
| 9 = NEVER USED LSD..... | 52627 | 90.68 |

(*LSDREC*)
IILSDRC

Len : 1 LSD RECENCY - IMPUTATION INDICATOR

| | Freq | Pct |
|-------------------------------------|-------------|------------|
| 1 = Questionnaire data | 57940 | 99.84 |
| 2 = Logically assigned data..... | 1 | 0.00 |
| 3 = Statistically imputed data..... | 93 | 0.16 |

RECENCY OF DRUG USE

(LSDREC)
I2LSDRC

Len : 1 LSD RECENCY - DETAILED IMPUTATION INDICATOR

| | Freq | Pct |
|---|-------|-------|
| 1 = Questionnaire data | 57940 | 99.84 |
| 2 = Logically assigned data | 1 | 0.00 |
| 3 = Statistically imputed data - lifetime use imputed | 27 | 0.05 |
| 4 = Statistically imputed data - edited recency = 9 | 49 | 0.08 |
| 5 = Statistically imputed data - edited recency = 8 | 17 | 0.03 |

(PCPREC)
IRPCPRC

Len : 1 PCP RECENCY - IMPUTATION REVISED

| | Freq | Pct |
|--|-------|-------|
| 1 = Within the past 30 days | 12 | 0.02 |
| 2 = More than 30 days ago but within the past 12 mos | 25 | 0.04 |
| 3 = More than 12 months ago | 787 | 1.36 |
| 9 = NEVER USED PCP | 57210 | 98.58 |

(PCPREC)
IIPCPRC

Len : 1 PCP RECENCY - IMPUTATION INDICATOR

| | Freq | Pct |
|--------------------------------------|-------|-------|
| 1 = Questionnaire data | 57998 | 99.94 |
| 3 = Statistically imputed data | 36 | 0.06 |

(PCPREC)
I2PCPRC

Len : 1 PCP RECENCY - DETAILED IMPUTATION INDICATOR

| | Freq | Pct |
|---|-------|-------|
| 1 = Questionnaire data | 57998 | 99.94 |
| 3 = Statistically imputed data - lifetime use imputed | 24 | 0.04 |
| 4 = Statistically imputed data - edited recency = 9 | 8 | 0.01 |
| 5 = Statistically imputed data - edited recency = 8 | 4 | 0.01 |

(ECSTMOREC)
IRECSTMOREC

Len : 1 ECSTASY RECENCY - IMPUTATION REVISED

| | Freq | Pct |
|--|-------|-------|
| 1 = Within the past 30 days | 133 | 0.23 |
| 2 = More than 30 days ago but within the past 12 mos | 425 | 0.73 |
| 3 = More than 12 months ago | 4023 | 6.93 |
| 9 = NEVER USED ECSTASY | 53453 | 92.11 |

(ECSTMOREC)
IECSTMOREC

Len : 1 ECSTASY RECENCY - IMPUTATION INDICATOR

| | Freq | Pct |
|---|-------|-------|
| 1 = Questionnaire data | 57971 | 99.89 |
| 3 = Statistically imputed data - lifetime use imputed | 24 | 0.04 |
| 4 = Statistically imputed data - edited recency = 9 | 34 | 0.06 |
| 5 = Statistically imputed data - edited recency = 8 | 5 | 0.01 |

(KETMINREC)
IRKETMINREC

Len : 1 KETAMINE RECENCY - IMPUTATION REVISED

| | Freq | Pct |
|--|-------|-------|
| 1 = Within the past 30 days | 36 | 0.06 |
| 2 = More than 30 days ago but within the past 12 mos | 118 | 0.20 |
| 3 = More than 12 months ago | 819 | 1.41 |
| 9 = NEVER USED KETAMINE | 57061 | 98.32 |

(KETMINREC)
IKETMINREC

Len : 1 KETAMINE RECENCY - IMPUTATION INDICATOR

| | Freq | Pct |
|---|-------|-------|
| 1 = Questionnaire data | 57981 | 99.91 |
| 2 = Logically assigned data | 4 | 0.01 |
| 3 = Statistically imputed data - lifetime use imputed | 42 | 0.07 |
| 4 = Statistically imputed data - edited recency = 9 | 6 | 0.01 |
| 5 = Statistically imputed data - edited recency = 8 | 1 | 0.00 |

RECENCY OF DRUG USE

(DAMTFXREC)
IRDAMTFXREC

Len : 1 DMT/AMT/FOXY RECENCY - IMPUTATION REVISED

| | Freq | Pct |
|--|-------------|------------|
| 1 = Within the past 30 days..... | 25 | 0.04 |
| 2 = More than 30 days ago but within the past 12 mos | 131 | 0.23 |
| 3 = More than 12 months ago | 668 | 1.15 |
| 9 = NEVER USED DMT/AMT/FOXY | 57210 | 98.58 |

(DAMTFXREC)
IIDAMTFXREC

Len : 1 DMT/AMT/FOXY RECENCY - IMPUTATION INDICATOR

| | Freq | Pct |
|---|-------------|------------|
| 1 = Questionnaire data | 57981 | 99.91 |
| 2 = Logically assigned data..... | 1 | 0.00 |
| 3 = Statistically imputed data - lifetime use imputed | 46 | 0.08 |
| 4 = Statistically imputed data - edited recency = 9..... | 6 | 0.01 |

(SALVIAREC)
IRSALVIAREC

Len : 1 SALVIA RECENCY - IMPUTATION REVISED

| | Freq | Pct |
|--|-------------|------------|
| 1 = Within the past 30 days..... | 8 | 0.01 |
| 2 = More than 30 days ago but within the past 12 mos | 25 | 0.04 |
| 3 = More than 12 months ago | 1133 | 1.95 |
| 9 = NEVER USED SALVIA | 56868 | 97.99 |

(SALVIAREC)
IISALVIAREC

Len : 1 SALVIA RECENCY - IMPUTATION INDICATOR

| | Freq | Pct |
|---|-------------|------------|
| 1 = Questionnaire data | 57978 | 99.90 |
| 2 = Logically assigned data..... | 1 | 0.00 |
| 3 = Statistically imputed data - lifetime use imputed | 51 | 0.09 |
| 4 = Statistically imputed data - edited recency = 9..... | 4 | 0.01 |

(INHALREC)
IRINHALREC

Len : 1 INHALANT RECENCY - IMPUTATION REVISED

| | Freq | Pct |
|--|-------------|------------|
| 1 = Within the past 30 days..... | 249 | 0.43 |
| 2 = More than 30 days ago but within the past 12 mos | 456 | 0.79 |
| 3 = More than 12 months ago | 4957 | 8.54 |
| 9 = NEVER USED INHALANTS | 52372 | 90.24 |

(INHALREC)
IINHALREC

Len : 1 INHALANT RECENCY - IMPUTATION INDICATOR

| | Freq | Pct |
|---|-------------|------------|
| 1 = Questionnaire data | 57804 | 99.60 |
| 3 = Statistically imputed data - lifetime use imputed | 114 | 0.20 |
| 4 = Statistically imputed data - edited recency = 9..... | 104 | 0.18 |
| 5 = Statistically imputed data - edited recency = 8..... | 12 | 0.02 |

(METHAMREC)
IRMETHAMREC

Len : 1 METHAMPHETAMINE RECENCY - IMPUTATION REVISED

| | Freq | Pct |
|--|-------------|------------|
| 1 = Within the past 30 days..... | 299 | 0.52 |
| 2 = More than 30 days ago but within the past 12 mos | 193 | 0.33 |
| 3 = More than 12 months ago | 2174 | 3.75 |
| 9 = NEVER USED METHAMPHETAMINE | 55368 | 95.41 |

(METHAMREC)
IMETHAMREC

Len : 1 METHAMPHETAMINE USE RECENCY - IMPUTATION INDICATOR

| | Freq | Pct |
|---|-------------|------------|
| 1 = Questionnaire data | 57973 | 99.89 |
| 3 = Statistically imputed data - lifetime use imputed | 44 | 0.08 |
| 4 = Statistically imputed data - edited recency = 9..... | 7 | 0.01 |
| 5 = Statistically imputed data - edited recency = 8..... | 10 | 0.02 |

RECENCY OF DRUG USE

NOTE: The following 14 variables refer to any use of prescription drugs. Any Use of prescription drugs is defined as either the use of one's own prescription medication as directed by a doctor or the misuse of prescription drugs. Misuse of prescription drugs is defined as use in any way not directed by a doctor, including use without a prescription of one's own medication; use in greater amounts, more often, or longer than told to take a drug; or use in any other way not directed by a doctor. Due to potential underreporting of lifetime prescription drug use, users are cautioned against using the levels 'More than 12 months ago' and 'NEVER USED XXX' in analysis for the following variables: IRPNRANYREC, IRTRQANYREC, IRSTMANYREC, and IRSEDANYREC.

(PNRANYREC)

| | | | |
|--------------------|--|-------------|------------|
| <u>IRPNRANYREC</u> | Len : 1 ANY PAIN RELIEVER RECENCY - IMPUTATION REVISED | | |
| | | Freq | Pct |
| | 1 = Within the past 12 months | 12508 | 21.55 |
| | 2 = More than 12 months ago | 15742 | 27.13 |
| | 9 = NEVER USED PAIN RELIEVERS | 29784 | 51.32 |

(PNRANYREC)

| | | | |
|--------------------|---|-------------|------------|
| <u>IIPNRANYREC</u> | Len : 1 ANY PAIN RELIEVER RECENCY - IMPUTATION INDICATOR | | |
| | | Freq | Pct |
| | 1 = Questionnaire data | 57543 | 99.15 |
| | 3 = Statistically imputed data - lifetime use imputed | 411 | 0.71 |
| | 4 = Statistically imputed data - edited recency = 9..... | 80 | 0.14 |

(OXCANYYR)

| | | | |
|-------------------|--|-------------|------------|
| <u>IROXCANYYR</u> | Len : 1 ANY OXYCONTIN RECENCY - IMPUTATION REVISED | | |
| | | Freq | Pct |
| | 1 = Within the past 12 months | 1244 | 2.14 |
| | 9 = Did not use in the past 12 months | 56790 | 97.86 |

(OXCANYYR)

| | | | |
|-------------------|---|-------------|------------|
| <u>IIOXCANYYR</u> | Len : 1 ANY OXYCONTIN RECENCY - IMPUTATION INDICATOR | | |
| | | Freq | Pct |
| | 1 = Questionnaire data | 57759 | 99.53 |
| | 2 = Logically assigned data..... | 102 | 0.18 |
| | 3 = Statistically imputed data - any use imputed..... | 173 | 0.30 |

(FENTANYR)

| | | | |
|-------------------|---|-------------|------------|
| <u>IRFENTANYR</u> | Len : 1 FENTANYL PRODUCTS - ANY PAST YEAR USE - IMP REV | | |
| | | Freq | Pct |
| | 0 = No..... | 57558 | 99.18 |
| | 1 = Yes..... | 476 | 0.82 |

(FENTANYR)

| | | | |
|-------------------|---|-------------|------------|
| <u>IIFENTANYR</u> | Len : 1 FENTANYL PRODUCTS - ANY PAST YEAR USE - IMP IND | | |
| | | Freq | Pct |
| | 1 = Questionnaire data | 57767 | 99.54 |
| | 2 = Logically assigned data..... | 88 | 0.15 |
| | 3 = Statistically imputed data..... | 179 | 0.31 |

(TRQANYREC)

| | | | |
|--------------------|--|-------------|------------|
| <u>IRTRQANYREC</u> | Len : 1 ANY TRANQUILIZERS RECENCY - IMPUTATION REVISED | | |
| | | Freq | Pct |
| | 1 = Within the past 12 months | 5924 | 10.21 |
| | 2 = More than 12 months ago | 4476 | 7.71 |
| | 9 = NEVER USED TRANQUILIZERS..... | 47634 | 82.08 |

(TRQANYREC)

| | | | |
|--------------------|---|-------------|------------|
| <u>IITRQANYREC</u> | Len : 1 ANY TRANQUILIZERS RECENCY - IMPUTATION INDICATOR | | |
| | | Freq | Pct |
| | 1 = Questionnaire data | 57603 | 99.26 |
| | 3 = Statistically imputed data - lifetime use imputed | 405 | 0.70 |
| | 4 = Statistically imputed data - edited recency = 9..... | 26 | 0.04 |

RECENCY OF DRUG USE

(STMANYREC)
IRSTMANYREC

| | | |
|---|-------------|------------|
| Len : 1 ANY STIMULANTS RECENCY - IMPUTATION REVISED | | |
| | Freq | Pct |
| 1 = Within the past 12 months | 4274 | 7.36 |
| 2 = More than 12 months ago | 3172 | 5.47 |
| 9 = NEVER USED STIMULANTS..... | 50588 | 87.17 |

(STMANYREC)
IIRSTMANYREC

| | | |
|---|-------------|------------|
| Len : 1 ANY STIMULANTS RECENCY - IMPUTATION INDICATOR | | |
| | Freq | Pct |
| 1 = Questionnaire data | 57643 | 99.33 |
| 3 = Statistically imputed data - lifetime use imputed | 377 | 0.65 |
| 4 = Statistically imputed data - edited recency = 9..... | 14 | 0.02 |

(SEDANYREC)
IRSEDANYREC

| | | |
|--|-------------|------------|
| Len : 1 ANY SEDATIVES RECENCY - IMPUTATION REVISED | | |
| | Freq | Pct |
| 1 = Within the past 12 months | 2478 | 4.27 |
| 2 = More than 12 months ago | 3267 | 5.63 |
| 9 = NEVER USED SEDATIVES | 52289 | 90.10 |

(SEDANYREC)
IISEDANYREC

| | | |
|---|-------------|------------|
| Len : 1 ANY SEDATIVES RECENCY - IMPUTATION INDICATOR | | |
| | Freq | Pct |
| 1 = Questionnaire data | 57513 | 99.10 |
| 3 = Statistically imputed data - lifetime use imputed | 507 | 0.87 |
| 4 = Statistically imputed data - edited recency = 9..... | 14 | 0.02 |

(BZOANYR)
IRBZOANYR

| | | |
|--|-------------|------------|
| Len : 1 ANY BENZODIAZEPINES - PAST YEAR USE - IMPUTATION REVISED | | |
| | Freq | Pct |
| 0 = No | 53450 | 92.10 |
| 1 = Yes..... | 4584 | 7.90 |

(BZOANYR)
IIBZOANYR

| | | |
|--|-------------|------------|
| Len : 1 ANY BENZODIAZEPINES - PAST YEAR USE - IMPUTATION INDICATOR | | |
| | Freq | Pct |
| 1 = Questionnaire data | 57705 | 99.43 |
| 3 = Statistically imputed data..... | 329 | 0.57 |

NOTE: The following 14 variables refer to the misuse of prescription drugs. Misuse of prescription drugs is defined as use in any way not directed by a doctor, including use without a prescription of one's own medication; use in greater amounts, more often, or longer than told to take a drug; or use in any other way not directed by a doctor. Due to potential underreporting of lifetime prescription drug use, users are cautioned against using the levels 'More than 12 months ago' and 'NEVER MISUSED XXX' in analysis for the following variables: IRPNRMREC, IRTRQNMREC, IRSTNMREC, and IRSEDNMREC.

(PNRMREC)
IRPNRMREC

| | | |
|--|-------------|------------|
| Len : 1 PAIN RELIEVER MISUSE RECENCY - IMPUTATION REVISED | | |
| | Freq | Pct |
| 1 = Within the past 30 days..... | 475 | 0.82 |
| 2 = More than 30 days ago but within the past 12 mos | 1299 | 2.24 |
| 3 = More than 12 months ago | 3165 | 5.45 |
| 9 = NEVER MISUSED PAIN RELIEVERS | 53095 | 91.49 |

(PNRMREC)
IIPNRMREC

| | | |
|---|-------------|------------|
| Len : 1 PAIN RELIEVER MISUSE RECENCY - IMPUTATION INDICATOR | | |
| | Freq | Pct |
| 1 = Questionnaire data | 57320 | 98.77 |
| 3 = Statistically imputed data - any use rec imputed | 167 | 0.29 |
| 4 = Stat imp data - any use rec known, misuse unknown | 89 | 0.15 |
| 5 = Statistically imputed data - edited recency = 9..... | 40 | 0.07 |
| 6 = Statistically imputed data - edited recency = 8..... | 15 | 0.03 |
| 7 = Stat imp data - did not misuse py, life unknown | 403 | 0.69 |

RECENCY OF DRUG USE

(OXCNNMYR)
IROXCNNMYR

| | | | |
|---|--|-------------|------------|
| Len : 1 OXYCONTIN PAST YEAR MISUSE - IMPUTATION REVISED | | Freq | Pct |
| 1 = Misused in the past 12 months | | 202 | 0.35 |
| 9 = Did not misuse in the past 12 months | | 57832 | 99.65 |

(OXCNNMYR)
IOXCNNMYR

| | | | |
|---|--|-------------|------------|
| Len : 1 OXYCONTIN PAST YEAR MISUSE - IMPUTATION INDICATOR | | Freq | Pct |
| 1 = Questionnaire data | | 57915 | 99.79 |
| 2 = Logically assigned data | | 1 | 0.00 |
| 3 = Statistically imputed data | | 118 | 0.20 |

(FENTNMYR)
IRFENTNMYR

| | | | |
|--|--|-------------|------------|
| Len : 1 FENTANYL PRODUCTS - PAST YEAR MISUSE - IMP REV | | Freq | Pct |
| 0 = No | | 57931 | 99.82 |
| 1 = Yes | | 103 | 0.18 |

(FENTNMYR)
IFENTNMYR

| | | | |
|--|--|-------------|------------|
| Len : 1 FENTANYL PRODUCTS - PAST YEAR MISUSE - IMP IND | | Freq | Pct |
| 1 = Questionnaire data | | 57891 | 99.75 |
| 3 = Statistically imputed data | | 143 | 0.25 |

(TRQNMREC)
IRTRQNMREC

| | | | |
|--|--|-------------|------------|
| Len : 1 TRANQUILIZER MISUSE RECENCY - IMPUTATION REVISED | | Freq | Pct |
| 1 = Within the past 30 days | | 285 | 0.49 |
| 2 = More than 30 days ago but within the past 12 mos | | 760 | 1.31 |
| 3 = More than 12 months ago | | 1223 | 2.11 |
| 9 = NEVER MISUSED TRANQUILIZERS | | 55766 | 96.09 |

(TRQNMREC)
IIRTRQNMREC

| | | | |
|---|--|-------------|------------|
| Len : 1 TRANQUILIZER MISUSE RECENCY - IMPUTATION INDICATOR | | Freq | Pct |
| 1 = Questionnaire data | | 57549 | 99.16 |
| 3 = Statistically imputed data - any use rec imputed | | 233 | 0.40 |
| 4 = Stat imp data - any use rec known, misuse unknown | | 43 | 0.07 |
| 5 = Statistically imputed data - edited recency = 9 | | 5 | 0.01 |
| 6 = Statistically imputed data - edited recency = 8 | | 9 | 0.02 |
| 7 = Stat imp data - did not misuse py, life unknown | | 195 | 0.34 |

(STMNMREC)
IRSTMNMREC

| | | | |
|--|--|-------------|------------|
| Len : 1 STIMULANT MISUSE RECENCY - IMPUTATION REVISED | | Freq | Pct |
| 1 = Within the past 30 days | | 359 | 0.62 |
| 2 = More than 30 days ago but within the past 12 mos | | 742 | 1.28 |
| 3 = More than 12 months ago | | 1591 | 2.74 |
| 9 = NEVER MISUSED STIMULANTS | | 55342 | 95.36 |

(STMNMREC)
IIRSTMNMREC

| | | | |
|---|--|-------------|------------|
| Len : 1 STIMULANT MISUSE RECENCY - IMPUTATION INDICATOR | | Freq | Pct |
| 1 = Questionnaire data | | 57599 | 99.25 |
| 3 = Statistically imputed data - any use rec imputed | | 278 | 0.48 |
| 4 = Stat imp data - any use rec known, misuse unknown | | 32 | 0.06 |
| 5 = Statistically imputed data - edited recency = 9 | | 6 | 0.01 |
| 6 = Statistically imputed data - edited recency = 8 | | 1 | 0.00 |
| 7 = Stat imp data - did not misuse py, life unknown | | 118 | 0.20 |

RECENCY OF DRUG USE

(*SEDNMREC*)
IRSEDNMREC

Len : 1 SEDATIVE MISUSE RECENCY - IMPUTATION REVISED

| | Freq | Pct |
|--|-------------|------------|
| 1 = Within the past 30 days..... | 61 | 0.11 |
| 2 = More than 30 days ago but within the past 12 mos | 164 | 0.28 |
| 3 = More than 12 months ago | 940 | 1.62 |
| 9 = NEVER MISUSED SEDATIVES | 56869 | 97.99 |

(*SEDNMREC*)
IISEDNMREC

Len : 1 SEDATIVE MISUSE RECENCY - IMPUTATION INDICATOR

| | Freq | Pct |
|---|-------------|------------|
| 1 = Questionnaire data | 57462 | 99.01 |
| 3 = Statistically imputed data - any use rec imputed | 352 | 0.61 |
| 4 = Stat imp data - any use rec known, misuse unknown | 25 | 0.04 |
| 5 = Statistically imputed data - edited recency = 9..... | 6 | 0.01 |
| 6 = Statistically imputed data - edited recency = 8..... | 1 | 0.00 |
| 7 = Stat imp data - did not misuse py, life unknown | 188 | 0.32 |

(*BZONMYR*)
IRBZONMYR

Len : 1 ANY BENZODIAZEPINES - PAST YEAR MISUSE - IMPUTATION REVISED

| | Freq | Pct |
|--------------|-------------|------------|
| 0 = No..... | 57073 | 98.34 |
| 1 = Yes..... | 961 | 1.66 |

(*BZONMYR*)
IIBZONMYR

Len : 1 ANY BENZODIAZEPINES - PAST YEAR MISUSE - IMP IND

| | Freq | Pct |
|-------------------------------------|-------------|------------|
| 1 = Questionnaire data | 57678 | 99.39 |
| 3 = Statistically imputed data..... | 356 | 0.61 |

PAST YEAR FREQUENCY OF USE

PAST YEAR FREQUENCY OF USE

NOTE: The term "Past Year Frequency" is interchangeable with the term "12-Month Frequency".

(ALCYRTOT)

IRALCFY

Len : 3 ALCOHOL FREQUENCY PAST YEAR - IMPUTATION REVISED

| | Freq | Pct |
|---|-------|-------|
| RANGE = 1 - 365 | 34784 | 59.94 |
| 991 = NEVER USED ALCOHOL | 16310 | 28.10 |
| 993 = DID NOT USE ALCOHOL PAST YEAR | 6940 | 11.96 |

(ALCYRTOT)

I1ALCFY

Len : 1 ALCOHOL FREQUENCY PAST YEAR - IMPUTATION INDICATOR

| | Freq | Pct |
|---|-------|-------|
| 1 = Questionnaire data | 33599 | 57.90 |
| 2 = Logically assigned data | 844 | 1.45 |
| 3 = Statistically imputed data | 390 | 0.67 |
| 9 = LEGITIMATE SKIP - NOT A LIFETIME/PAST YEAR USER | 23201 | 39.98 |

(ALCYRTOT)

I12ALCFY

Len : 1 ALCOHOL FREQ PAST YEAR - DETAILED IMPUTATION INDICATOR

| | Freq | Pct |
|---|-------|-------|
| 1 = Questionnaire data | 33599 | 57.90 |
| 2 = Logically assigned data | 844 | 1.45 |
| 3 = Statistically imputed data - lifetime use imputed | 15 | 0.03 |
| 4 = Statistically imputed data - lifetime use known | 375 | 0.65 |
| 9 = LEGITIMATE SKIP - NOT A LIFETIME/PAST YEAR USER | 23201 | 39.98 |

(MJYRTOT)

IRMJFY

Len : 3 MARIJUANA FREQUENCY PAST YEAR - IMPUTATION REVISED

| | Freq | Pct |
|---|-------|-------|
| RANGE = 1 - 365 | 12528 | 21.59 |
| 991 = NEVER USED MARIJUANA | 32504 | 56.01 |
| 993 = DID NOT USE MARIJUANA PAST YEAR | 13002 | 22.40 |

(MJYRTOT)

I1MJFY

Len : 1 MARIJUANA FREQUENCY PAST YEAR - IMPUTATION INDICATOR

| | Freq | Pct |
|---|-------|-------|
| 1 = Questionnaire data | 11390 | 19.63 |
| 2 = Logically assigned data | 620 | 1.07 |
| 3 = Statistically imputed data | 581 | 1.00 |
| 9 = LEGITIMATE SKIP - NOT A LIFETIME/PAST YEAR USER | 45443 | 78.30 |

(MJYRTOT)

I12MJFY

Len : 1 MARIJUANA FREQ PAST YEAR - DETAILED IMPUTATION INDICATOR

| | Freq | Pct |
|---|-------|-------|
| 1 = Questionnaire data | 11390 | 19.63 |
| 2 = Logically assigned data | 620 | 1.07 |
| 3 = Statistically imputed data - lifetime use imputed | 33 | 0.06 |
| 4 = Statistically imputed data - lifetime use known | 548 | 0.94 |
| 9 = LEGITIMATE SKIP - NOT A LIFETIME/PAST YEAR USER | 45443 | 78.30 |

(COCYRTOT)

IRCOCFY

Len : 3 COCAINE FREQUENCY PAST YEAR - IMPUTATION REVISED

| | Freq | Pct |
|---|-------|-------|
| RANGE = 1 - 364 | 1114 | 1.92 |
| 991 = NEVER USED COCAINE | 51239 | 88.29 |
| 993 = DID NOT USE COCAINE PAST YEAR | 5681 | 9.79 |

(COCYRTOT)

I1COCFY

Len : 1 COCAINE FREQUENCY PAST YEAR - IMPUTATION INDICATOR

| | Freq | Pct |
|---|-------|-------|
| 1 = Questionnaire data | 1022 | 1.76 |
| 2 = Logically assigned data | 65 | 0.11 |
| 3 = Statistically imputed data | 60 | 0.10 |
| 9 = LEGITIMATE SKIP - NOT A LIFETIME/PAST YEAR USER | 56887 | 98.02 |

PAST YEAR FREQUENCY OF USE

(COCYRTOT)
I2COCFY

| | | |
|--|-------------|------------|
| Len : 1 COCAINE FREQ PAST YEAR - DETAILED IMPUTATION INDICATOR | | |
| | Freq | Pct |
| 1 = Questionnaire data | 1022 | 1.76 |
| 2 = Logically assigned data..... | 65 | 0.11 |
| 3 = Statistically imputed data - lifetime use imputed | 14 | 0.02 |
| 4 = Statistically imputed data - lifetime use known..... | 46 | 0.08 |
| 9 = LEGITIMATE SKIP - NOT A LIFETIME/PAST YEAR USER | 56887 | 98.02 |

(CRKYRTOT)
IRCRKFY

| | | |
|--|-------------|------------|
| Len : 3 CRACK FREQUENCY PAST YEAR - IMPUTATION REVISED | | |
| | Freq | Pct |
| RANGE = 1 - 364 | 167 | 0.29 |
| 991 = NEVER USED CRACK | 56436 | 97.25 |
| 993 = DID NOT USE CRACK PAST YEAR..... | 1431 | 2.47 |

(CRKYRTOT)
ICRKFY

| | | |
|---|-------------|------------|
| Len : 1 CRACK FREQUENCY PAST YEAR - IMPUTATION INDICATOR | | |
| | Freq | Pct |
| 1 = Questionnaire data | 152 | 0.26 |
| 2 = Logically assigned data..... | 10 | 0.02 |
| 3 = Statistically imputed data..... | 28 | 0.05 |
| 9 = LEGITIMATE SKIP - NOT A LIFETIME/PAST YEAR USER | 57844 | 99.67 |

(CRKYRTOT)
I2CRKFY

| | | |
|--|-------------|------------|
| Len : 1 CRACK FREQ PAST YEAR - DETAILED IMPUTATION INDICATOR | | |
| | Freq | Pct |
| 1 = Questionnaire data | 152 | 0.26 |
| 2 = Logically assigned data..... | 10 | 0.02 |
| 3 = Statistically imputed data - lifetime use imputed | 23 | 0.04 |
| 4 = Statistically imputed data - lifetime use known..... | 5 | 0.01 |
| 9 = LEGITIMATE SKIP - NOT A LIFETIME/PAST YEAR USER | 57844 | 99.67 |

(HERYRTOT)
IRHERFY

| | | |
|---|-------------|------------|
| Len : 3 HEROIN FREQUENCY PAST YEAR - IMPUTATION REVISED | | |
| | Freq | Pct |
| RANGE = 1 - 365 | 207 | 0.36 |
| 991 = NEVER USED HEROIN..... | 56901 | 98.05 |
| 993 = DID NOT USE HEROIN PAST YEAR | 926 | 1.60 |

(HERYRTOT)
IHHERFY

| | | |
|---|-------------|------------|
| Len : 1 HEROIN FREQUENCY PAST YEAR - IMPUTATION INDICATOR | | |
| | Freq | Pct |
| 1 = Questionnaire data | 185 | 0.32 |
| 2 = Logically assigned data..... | 8 | 0.01 |
| 3 = Statistically imputed data..... | 36 | 0.06 |
| 9 = LEGITIMATE SKIP - NOT A LIFETIME/PAST YEAR USER | 57805 | 99.61 |

(HERYRTOT)
I2HERFY

| | | |
|---|-------------|------------|
| Len : 1 HEROIN FREQ PAST YEAR - DETAILED IMPUTATION INDICATOR | | |
| | Freq | Pct |
| 1 = Questionnaire data | 185 | 0.32 |
| 2 = Logically assigned data..... | 8 | 0.01 |
| 3 = Statistically imputed data - lifetime use imputed | 17 | 0.03 |
| 4 = Statistically imputed data - lifetime use known..... | 19 | 0.03 |
| 9 = LEGITIMATE SKIP - NOT A LIFETIME/PAST YEAR USER | 57805 | 99.61 |

(HALLUCYFQ)
IRHALLUCYFQ

| | | |
|---|-------------|------------|
| Len : 3 HALL FREQUENCY PAST YEAR - IMPUTATION REVISED | | |
| | Freq | Pct |
| RANGE = 1 - 365 | 2048 | 3.53 |
| 991 = NEVER USED HALLUCINOGENS | 49033 | 84.49 |
| 993 = DID NOT USE HALLUCINOGENS PAST YEAR | 6953 | 11.98 |

PAST YEAR FREQUENCY OF USE

(HALLUCYFQ)
IHALLUCYFQ

| | | | |
|---------|---|-------------|------------|
| Len : 1 | HALL FREQ PAST YEAR - IMPUTATION INDICATOR | | |
| | | Freq | Pct |
| | 1 = Questionnaire data | 1900 | 3.27 |
| | 2 = Logically assigned data..... | 64 | 0.11 |
| | 3 = Statistically imputed data - lifetime use imputed | 130 | 0.22 |
| | 4 = Statistically imputed data - lifetime use known..... | 139 | 0.24 |
| | 9 = LEGITIMATE SKIP - NOT A LIFETIME/PAST YEAR USER | 55801 | 96.15 |

(INHALYFQ)
IINHALYFQ

| | | | |
|---------|---|-------------|------------|
| Len : 3 | INHALANT FREQUENCY PAST YEAR - IMPUTATION REVISED | | |
| | | Freq | Pct |
| | RANGE = 1 - 342 | 705 | 1.21 |
| | 991 = NEVER USED INHALANTS | 52372 | 90.24 |
| | 993 = DID NOT USE INHALANTS PAST YEAR..... | 4957 | 8.54 |

(INHALYFQ)
IINHALYFQ

| | | | |
|---------|---|-------------|------------|
| Len : 1 | INHALANT FREQ PAST YEAR - IMPUTATION INDICATOR | | |
| | | Freq | Pct |
| | 1 = Questionnaire data | 609 | 1.05 |
| | 2 = Logically assigned data..... | 36 | 0.06 |
| | 3 = Statistically imputed data - lifetime use imputed | 114 | 0.20 |
| | 4 = Statistically imputed data - lifetime use known..... | 132 | 0.23 |
| | 9 = LEGITIMATE SKIP - NOT A LIFETIME/PAST YEAR USER | 57143 | 98.46 |

(METHAMYFQ)
IRMETHAMYFQ

| | | | |
|---------|--|-------------|------------|
| Len : 3 | METH FREQUENCY PAST YEAR - IMPUTATION REVISED | | |
| | | Freq | Pct |
| | RANGE = 1 - 365 | 492 | 0.85 |
| | 991 = NEVER USED METHAMPHETAMINE | 55368 | 95.41 |
| | 993 = DID NOT USE METHAMPHETAMINE PAST YEAR..... | 2174 | 3.75 |

(METHAMYFQ)
IMETHAMYFQ

| | | | |
|---------|---|-------------|------------|
| Len : 1 | METH FREQ PAST YEAR - IMPUTATION INDICATOR | | |
| | | Freq | Pct |
| | 1 = Questionnaire data | 439 | 0.76 |
| | 2 = Logically assigned data..... | 35 | 0.06 |
| | 3 = Statistically imputed data - lifetime use imputed | 44 | 0.08 |
| | 4 = Statistically imputed data - lifetime use known..... | 21 | 0.04 |
| | 9 = LEGITIMATE SKIP - NOT A LIFETIME/PAST YEAR USER | 57495 | 99.07 |

PAST MONTH FREQUENCY OF USE

PAST MONTH FREQUENCY OF USE

NOTE: The term "Past Month Frequency" is interchangeable with the term "30-Day Frequency".

(CG30EST, CIG30USE)

| | | | |
|----------------|---|-------------|------------|
| <u>IRCIGFM</u> | Len : 2 CIG FREQUENCY PAST MONTH - IMPUTATION REVISED | | |
| | RANGE = 1 - 30 | Freq | Pct |
| | 91 = NEVER USED CIGARETTES..... | 7409 | 12.77 |
| | 93 = DID NOT USE CIGARETTES PAST MONTH..... | 33161 | 57.14 |
| | | 17464 | 30.09 |

(CG30EST, CIG30USE)

| | | | |
|----------------|--|-------------|------------|
| <u>IICIGFM</u> | Len : 1 CIG FREQUENCY PAST MONTH - IMPUTATION INDICATOR | | |
| | 1 = Questionnaire data | Freq | Pct |
| | 2 = Logically assigned data..... | 7365 | 12.69 |
| | 3 = Statistically imputed data..... | 34 | 0.06 |
| | 9 = LEGITIMATE SKIP - NOT A LIFETIME/PAST MONTH USER | 15 | 0.03 |
| | | 50620 | 87.22 |

(CG30EST, CIG30USE)

| | | | |
|----------------|--|-------------|------------|
| <u>IICIGFM</u> | Len : 1 CIG FREQUENCY PAST MONTH - DETAILED IMPUTATION INDICATOR | | |
| | 1 = Questionnaire data | Freq | Pct |
| | 2 = Logically assigned data..... | 7365 | 12.69 |
| | 4 = Statistically imputed data - lifetime use known..... | 34 | 0.06 |
| | 9 = LEGITIMATE SKIP - NOT A LIFETIME/PAST MONTH USER | 15 | 0.03 |
| | | 50620 | 87.22 |

(CGR30USE, CI30EST)

| | | | |
|----------------|---|-------------|------------|
| <u>IRCGRFM</u> | Len : 2 CIGAR FREQUENCY PAST MONTH - IMPUTATION REVISED | | |
| | RANGE = 1 - 30 | Freq | Pct |
| | 91 = NEVER USED CIGARS | 2100 | 3.62 |
| | 93 = DID NOT USE CIGARS PAST MONTH..... | 43242 | 74.51 |
| | | 12692 | 21.87 |

(CGR30USE, CI30EST)

| | | | |
|----------------|--|-------------|------------|
| <u>IICGRFM</u> | Len : 1 CIGAR FREQUENCY PAST MONTH - IMPUTATION INDICATOR | | |
| | 1 = Questionnaire data | Freq | Pct |
| | 2 = Logically assigned data..... | 2088 | 3.60 |
| | 3 = Statistically imputed data..... | 11 | 0.02 |
| | 9 = LEGITIMATE SKIP - NOT A LIFETIME/PAST MONTH USER | 19 | 0.03 |
| | | 55916 | 96.35 |

(CGR30USE, CI30EST)

| | | | |
|----------------|--|-------------|------------|
| <u>IICGRFM</u> | Len : 1 CIGAR FREQUENCY PAST MONTH - DETAILED IMPUTATION INDICATOR | | |
| | 1 = Questionnaire data | Freq | Pct |
| | 2 = Logically assigned data..... | 2088 | 3.60 |
| | 3 = Statistically imputed data - lifetime use imputed | 11 | 0.02 |
| | 4 = Statistically imputed data - lifetime use known..... | 10 | 0.02 |
| | 9 = LEGITIMATE SKIP - NOT A LIFETIME/PAST MONTH USER | 9 | 0.02 |
| | | 55916 | 96.35 |

(SMKLSS30E, SMKLSS30N)

| | | | |
|--------------------|---|-------------|------------|
| <u>IRSMKLSS30N</u> | Len : 2 SMOKELESS TOBACCO FREQUENCY PAST MONTH - IMPUTATION REVISED | | |
| | RANGE = 1 - 30 | Freq | Pct |
| | 91 = NEVER USED SMOKELESS TOBACCO..... | 1432 | 2.47 |
| | 93 = DID NOT USE SMOKELESS TOBACCO PAST MONTH..... | 50784 | 87.51 |
| | | 5818 | 10.03 |

(SMKLSS30E, SMKLSS30N)

| | | | |
|--------------------|--|-------------|------------|
| <u>IRSMKLSS30N</u> | Len : 1 SMOKELESS TOBACCO FREQUENCY PST MONTH - IMPUTATION INDICATOR | | |
| | 1 = Questionnaire data | Freq | Pct |
| | 2 = Logically assigned data..... | 1420 | 2.45 |
| | 3 = Statistically imputed data - lifetime use imputed | 4 | 0.01 |
| | 4 = Statistically imputed data - lifetime use known..... | 32 | 0.06 |
| | 9 = LEGITIMATE SKIP - NOT A LIFETIME/PAST MONTH USER | 10 | 0.02 |
| | | 56568 | 97.47 |

PAST MONTH FREQUENCY OF USE

(AL30EST, ALCDAYS)

[IRALCFM](#)

Len : 2 ALCOHOL FREQUENCY PAST MONTH - IMPUTATION REVISED

| | Freq | Pct |
|--|-------|-------|
| RANGE = 1 - 30..... | 26560 | 45.77 |
| 91 = NEVER USED ALCOHOL..... | 16310 | 28.10 |
| 93 = DID NOT USE ALCOHOL PAST MONTH..... | 15164 | 26.13 |

(AL30EST, ALCDAYS)

[IIALCFM](#)

Len : 1 ALCOHOL FREQUENCY PAST MONTH - IMPUTATION INDICATOR

| | Freq | Pct |
|---|-------|-------|
| 1 = Questionnaire data..... | 26052 | 44.89 |
| 2 = Logically assigned data..... | 110 | 0.19 |
| 3 = Statistically imputed data..... | 644 | 1.11 |
| 9 = LEGITIMATE SKIP - NOT A LIFETIME/PAST MONTH USER..... | 31228 | 53.81 |

(AL30EST, ALCDAYS)

[II2ALCFM](#)

Len : 1 ALCOHOL FREQUENCY PAST MONTH - DETAILED IMPUTATION INDICATOR

| | Freq | Pct |
|--|-------|-------|
| 1 = Questionnaire data..... | 26052 | 44.89 |
| 2 = Logically assigned data..... | 110 | 0.19 |
| 3 = Statistically imputed data - lifetime use imputed..... | 15 | 0.03 |
| 4 = Statistically imputed data - lifetime use known..... | 629 | 1.08 |
| 9 = LEGITIMATE SKIP - NOT A LIFETIME/PAST MONTH USER..... | 31228 | 53.81 |

"Binge" Alcohol Frequency, IRALCBNG30D, is defined as the number of days in the past month on which the respondent reported drinking five or more drinks on the same occasion for males or four or more drinks on the same occasion for females. For this variable, "occasion" means at the same time or within a couple hours of each other. Prior to 2015, "binge" alcohol frequency was defined as the number of days in the past month on which the respondent reported drinking five or more drinks on the same occasion for everyone, regardless of sex. Therefore, IRALCBNG30D is comparable to the version of this variable created from 2002-2014, IRALCD5, among males but not overall or among females.

(ALCBNG30D)

[IRALCBNG30D](#)

Len : 2 BINGE ALCOHOL FREQUENCY PAST MONTH - IMPUTATION REVISED

| | Freq | Pct |
|--|-------|-------|
| RANGE = 0 - 30..... | 26560 | 45.77 |
| 91 = NEVER USED ALCOHOL..... | 16310 | 28.10 |
| 93 = DID NOT USE ALCOHOL PAST MONTH..... | 15164 | 26.13 |

(ALCBNG30D)

[IIALCBNG30D](#)

Len : 1 BINGE ALCOHOL FREQUENCY PAST MONTH - IMPUTATION INDICATOR

| | Freq | Pct |
|--|-------|-------|
| 1 = Questionnaire data..... | 25875 | 44.59 |
| 2 = Logically assigned data..... | 38 | 0.07 |
| 3 = Statistically imputed data - recency of use imputed..... | 483 | 0.83 |
| 4 = Statistically imputed data - recency of use known..... | 410 | 0.71 |
| 9 = LEGITIMATE SKIP - NOT A LIFETIME/PAST MONTH USER..... | 31228 | 53.81 |

(MJDAY30A, MR30EST)

[IRMJFM](#)

Len : 2 MARIJUANA FREQUENCY PAST MONTH - IMPUTATION REVISED

| | Freq | Pct |
|--|-------|-------|
| RANGE = 1 - 30..... | 8450 | 14.56 |
| 91 = NEVER USED MARIJUANA..... | 32504 | 56.01 |
| 93 = DID NOT USE MARIJUANA PAST MONTH..... | 17080 | 29.43 |

(MJDAY30A, MR30EST)

[IIMJFM](#)

Len : 1 MARIJUANA FREQUENCY PAST MONTH - IMPUTATION INDICATOR

| | Freq | Pct |
|---|-------|-------|
| 1 = Questionnaire data..... | 8123 | 14.00 |
| 2 = Logically assigned data..... | 45 | 0.08 |
| 3 = Statistically imputed data..... | 422 | 0.73 |
| 9 = LEGITIMATE SKIP - NOT A LIFETIME/PAST MONTH USER..... | 49444 | 85.20 |

PAST MONTH FREQUENCY OF USE

(MJDAY30A, MR30EST)

I12MJFM

Len : 1 MARIJUANA FREQ PAST MONTH - DETAILED IMPUTATION INDICATOR

| | Freq | Pct |
|---|-------|-------|
| 1 = Questionnaire data | 8123 | 14.00 |
| 2 = Logically assigned data..... | 45 | 0.08 |
| 3 = Statistically imputed data - lifetime use imputed | 33 | 0.06 |
| 4 = Statistically imputed data - lifetime use known..... | 389 | 0.67 |
| 9 = LEGITIMATE SKIP - NOT A LIFETIME/PAST MONTH USER | 49444 | 85.20 |

(CC30EST, COCUS30A)

IRCOCFM

Len : 2 COCAINE FREQUENCY PAST MONTH - IMPUTATION REVISED

| | Freq | Pct |
|--|-------|-------|
| RANGE = 1 - 30 | 399 | 0.69 |
| 91 = NEVER USED COCAINE | 51239 | 88.29 |
| 93 = DID NOT USE COCAINE PAST MONTH..... | 6396 | 11.02 |

(CC30EST, COCUS30A)

IRCOCFM

Len : 1 COCAINE FREQUENCY PAST MONTH - IMPUTATION INDICATOR

| | Freq | Pct |
|--|-------|-------|
| 1 = Questionnaire data | 363 | 0.63 |
| 2 = Logically assigned data..... | 16 | 0.03 |
| 3 = Statistically imputed data..... | 72 | 0.12 |
| 9 = LEGITIMATE SKIP - NOT A LIFETIME/PAST MONTH USER | 57583 | 99.22 |

(CC30EST, COCUS30A)

I12COCFM

Len : 1 COCAINE FREQUENCY PAST MONTH - DETAILED IMPUTATION INDICATOR

| | Freq | Pct |
|---|-------|-------|
| 1 = Questionnaire data | 363 | 0.63 |
| 2 = Logically assigned data..... | 16 | 0.03 |
| 3 = Statistically imputed data - lifetime use imputed | 14 | 0.02 |
| 4 = Statistically imputed data - lifetime use known..... | 58 | 0.10 |
| 9 = LEGITIMATE SKIP - NOT A LIFETIME/PAST MONTH USER | 57583 | 99.22 |

(CR30EST, CRKUS30A)

IRCRKFM

Len : 2 CRACK FREQUENCY PAST MONTH - IMPUTATION REVISED

| | Freq | Pct |
|--|-------|-------|
| RANGE = 1 - 30 | 80 | 0.14 |
| 91 = NEVER USED CRACK | 56436 | 97.25 |
| 93 = DID NOT USE CRACK PAST MONTH..... | 1518 | 2.62 |

(CR30EST, CRKUS30A)

I1CRKFM

Len : 1 CRACK FREQUENCY PAST MONTH - IMPUTATION INDICATOR

| | Freq | Pct |
|--|-------|-------|
| 1 = Questionnaire data | 76 | 0.13 |
| 2 = Logically assigned data..... | 1 | 0.00 |
| 3 = Statistically imputed data..... | 29 | 0.05 |
| 9 = LEGITIMATE SKIP - NOT A LIFETIME/PAST MONTH USER | 57928 | 99.82 |

(CR30EST, CRKUS30A)

I12CRKFM

Len : 1 CRACK FREQUENCY PAST MONTH - DETAILED IMPUTATION INDICATOR

| | Freq | Pct |
|---|-------|-------|
| 1 = Questionnaire data | 76 | 0.13 |
| 2 = Logically assigned data..... | 1 | 0.00 |
| 3 = Statistically imputed data - lifetime use imputed | 23 | 0.04 |
| 4 = Statistically imputed data - lifetime use known..... | 6 | 0.01 |
| 9 = LEGITIMATE SKIP - NOT A LIFETIME/PAST MONTH USER | 57928 | 99.82 |

(HER30USE, HR30EST)

IRHERFM

Len : 2 HEROIN FREQUENCY PAST MONTH - IMPUTATION REVISED

| | Freq | Pct |
|---|-------|-------|
| RANGE = 1 - 30 | 111 | 0.19 |
| 91 = NEVER USED HEROIN..... | 56901 | 98.05 |
| 93 = DID NOT USE HEROIN PAST MONTH..... | 1022 | 1.76 |

PAST MONTH FREQUENCY OF USE

(HER30USE, HR30EST)

| | | | |
|---------------|--|-------------|------------|
| <u>IHERFM</u> | Len : 1 HEROIN FREQUENCY PAST MONTH - IMPUTATION INDICATOR | | |
| | | Freq | Pct |
| | 1 = Questionnaire data | 103 | 0.18 |
| | 2 = Logically assigned data..... | 1 | 0.00 |
| | 3 = Statistically imputed data..... | 35 | 0.06 |
| | 9 = LEGITIMATE SKIP - NOT A LIFETIME/PAST MONTH USER | 57895 | 99.76 |

(HER30USE, HR30EST)

| | | | |
|----------------|--|-------------|------------|
| <u>I2HERFM</u> | Len : 1 HEROIN FREQ PAST MONTH - DETAILED IMPUTATION INDICATOR | | |
| | | Freq | Pct |
| | 1 = Questionnaire data | 103 | 0.18 |
| | 2 = Logically assigned data..... | 1 | 0.00 |
| | 3 = Statistically imputed data - lifetime use imputed | 17 | 0.03 |
| | 4 = Statistically imputed data - lifetime use known..... | 18 | 0.03 |
| | 9 = LEGITIMATE SKIP - NOT A LIFETIME/PAST MONTH USER | 57895 | 99.76 |

(HALLUC30E, HALLUC30N)

| | | | |
|--------------------|--|-------------|------------|
| <u>IRHALLUC30N</u> | Len : 2 HALLUCINOGEN FREQUENCY PAST MONTH - IMPUTATION REVISED | | |
| | | Freq | Pct |
| | RANGE = 1 - 30 | 548 | 0.94 |
| | 91 = NEVER USED HALLUCINOGENS | 49033 | 84.49 |
| | 93 = DID NOT USE HALLUCINOGENS PAST MONTH | 8453 | 14.57 |

(HALLUC30E, HALLUC30N)

| | | | |
|-------------------|--|-------------|------------|
| <u>IHALLUC30N</u> | Len : 1 HALLUCINOGEN FREQUENCY PAST MONTH - IMPUTATION INDICATOR | | |
| | | Freq | Pct |
| | 1 = Questionnaire data | 517 | 0.89 |
| | 2 = Logically assigned data..... | 2 | 0.00 |
| | 3 = Statistically imputed data - lifetime use imputed | 130 | 0.22 |
| | 4 = Statistically imputed data - lifetime use known..... | 153 | 0.26 |
| | 9 = LEGITIMATE SKIP - NOT A LIFETIME/PAST MONTH USER | 57232 | 98.62 |

(INHAL30ES, INHAL30N)

| | | | |
|-------------------|--|-------------|------------|
| <u>IRINHAL30N</u> | Len : 2 INHALANT FREQUENCY PAST MONTH - IMPUTATION REVISED | | |
| | | Freq | Pct |
| | RANGE = 1 - 30..... | 249 | 0.43 |
| | 91 = NEVER USED INHALANTS | 52372 | 90.24 |
| | 93 = DID NOT USE INHALANTS PAST MONTH | 5413 | 9.33 |

(INHAL30ES, INHAL30N)

| | | | |
|------------------|--|-------------|------------|
| <u>IINHAL30N</u> | Len : 1 INHALANT FREQUENCY PAST MONTH - IMPUTATION INDICATOR | | |
| | | Freq | Pct |
| | 1 = Questionnaire data | 224 | 0.39 |
| | 2 = Logically assigned data..... | 7 | 0.01 |
| | 3 = Statistically imputed data - lifetime use imputed | 114 | 0.20 |
| | 4 = Statistically imputed data - lifetime use known..... | 117 | 0.20 |
| | 9 = LEGITIMATE SKIP - NOT A LIFETIME/PAST MONTH USER | 57572 | 99.20 |

(METHAM30E, METHAM30N)

| | | | |
|--------------------|---|-------------|------------|
| <u>IRMETHAM30N</u> | Len : 2 METHAMPHETAMINE FREQUENCY PAST MONTH - IMPUTATION REVISED | | |
| | | Freq | Pct |
| | RANGE = 1 - 30 | 299 | 0.52 |
| | 91 = NEVER USED METHAMPHETAMINE | 55368 | 95.41 |
| | 93 = DID NOT USE METHAMPHETAMINE PAST MONTH | 2367 | 4.08 |

(METHAM30E, METHAM30N)

| | | | |
|-------------------|---|-------------|------------|
| <u>IMETHAM30N</u> | Len : 1 METHAMPHETAMINE FREQUENCY PAST MONTH - IMPUTATION INDICATOR | | |
| | | Freq | Pct |
| | 1 = Questionnaire data | 287 | 0.49 |
| | 2 = Logically assigned data..... | 1 | 0.00 |
| | 3 = Statistically imputed data - lifetime use imputed | 44 | 0.08 |
| | 4 = Statistically imputed data - lifetime use known..... | 19 | 0.03 |
| | 9 = LEGITIMATE SKIP - NOT A LIFETIME/PAST MONTH USER | 57683 | 99.40 |

PAST MONTH FREQUENCY OF USE

(PNRNM30ES, PNRNM30FQ)

IRPNRNM30FQ Len : 2 PAIN RELIEVERS MISUSE FREQ PAST MONTH - IMPUTATION REVISED

| | Freq | Pct |
|---|-------|-------|
| RANGE = 1 - 30 | 475 | 0.82 |
| 91 = NEVER MISUSED PAIN RELIEVERS | 53095 | 91.49 |
| 93 = DID NOT MISUSE PAIN RELIEVERS PAST MONTH | 4464 | 7.69 |

(PNRNM30ES, PNRNM30FQ)

IPNRNM30FQ Len : 1 PAIN RELIEVERS MISUSE FREQ PAST MONTH - IMPUTATION INDICATOR

| | Freq | Pct |
|--|-------|-------|
| 1 = Questionnaire data | 458 | 0.79 |
| 2 = Logically assigned data | 6 | 0.01 |
| 3 = Statistically imputed data - lifetime misuse imputed | 256 | 0.44 |
| 4 = Statistically imputed data - lifetime misuse known | 56 | 0.10 |
| 9 = LEGITIMATE SKIP - NOT A LIFETIME/PAST MONTH MISUSER | 57258 | 98.66 |

(TRQNM30ES, TRQNM30FQ)

ITRQNM30FQ Len : 2 TRANQUILIZERS MISUSE FREQ PAST MONTH - IMPUTATION REVISED

| | Freq | Pct |
|--|-------|-------|
| RANGE = 1 - 30 | 285 | 0.49 |
| 91 = NEVER MISUSED TRANQUILIZERS | 55766 | 96.09 |
| 93 = DID NOT MISUSE TRANQUILIZERS PAST MONTH | 1983 | 3.42 |

(TRQNM30ES, TRQNM30FQ)

IITRQNM30FQ Len : 1 TRANQUILIZERS MISUSE FREQ PAST MONTH - IMPUTATION INDICATOR

| | Freq | Pct |
|--|-------|-------|
| 1 = Questionnaire data | 275 | 0.47 |
| 3 = Statistically imputed data - lifetime misuse imputed | 276 | 0.48 |
| 4 = Statistically imputed data - lifetime misuse known | 15 | 0.03 |
| 9 = LEGITIMATE SKIP - NOT A LIFETIME/PAST MONTH MISUSER | 57468 | 99.02 |

(STMNM30ES, STMNM30FQ)

IIRSTMNM30FQ Len : 2 STIMULANTS MISUSE FREQUENCY PAST MONTH - IMPUTATION REVISED

| | Freq | Pct |
|---|-------|-------|
| RANGE = 1 - 30 | 359 | 0.62 |
| 91 = NEVER MISUSED STIMULANTS | 55342 | 95.36 |
| 93 = DID NOT MISUSE STIMULANTS PAST MONTH | 2333 | 4.02 |

(STMNM30ES, STMNM30FQ)

IISTMNM30FQ Len : 1 STIMULANTS MISUSE FREQ PAST MONTH - IMPUTATION INDICATOR

| | Freq | Pct |
|--|-------|-------|
| 1 = Questionnaire data | 350 | 0.60 |
| 2 = Logically assigned data | 4 | 0.01 |
| 3 = Statistically imputed data - lifetime misuse imputed | 310 | 0.53 |
| 4 = Statistically imputed data - lifetime misuse known | 9 | 0.02 |
| 9 = LEGITIMATE SKIP - NOT A LIFETIME/PAST MONTH MISUSER | 57361 | 98.84 |

(SEDNM30ES, SEDNM30FQ)

IRSEDNM30FQ Len : 2 SEDATIVES MISUSE FREQUENCY PAST MONTH - IMPUTATION REVISED

| | Freq | Pct |
|--|-------|-------|
| RANGE = 1 - 30 | 61 | 0.11 |
| 91 = NEVER MISUSED SEDATIVES | 56869 | 97.99 |
| 93 = DID NOT MISUSE SEDATIVES PAST MONTH | 1104 | 1.90 |

(SEDNM30ES, SEDNM30FQ)

IISEDNM30FQ Len : 1 SEDATIVES MISUSE FREQUENCY PAST MONTH - IMPUTATION INDICATOR

| | Freq | Pct |
|--|-------|-------|
| 1 = Questionnaire data | 57 | 0.10 |
| 2 = Logically assigned data | 2 | 0.00 |
| 3 = Statistically imputed data - lifetime misuse imputed | 377 | 0.65 |
| 4 = Statistically imputed data - lifetime misuse known | 8 | 0.01 |
| 9 = LEGITIMATE SKIP - NOT A LIFETIME/PAST MONTH MISUSER | 57590 | 99.23 |

AGE/DATE OF FIRST DRUG USE

AGE/DATE OF FIRST DRUG USE

(CIGTRY)
IRCIGAGE Len : 3 CIGARETTE AGE OF FIRST USE - IMPUTATION REVISED

| | Freq | Pct |
|-----------------------|-------|-------|
| RANGE = 1 - 74..... | 24873 | 42.86 |
| 991 = NEVER USED..... | 33161 | 57.14 |

(CIGTRY)
IICIGAGE Len : 1 CIGARETTE AGE OF FIRST USE - IMPUTATION INDICATOR

| | Freq | Pct |
|--|-------|-------|
| 1 = Questionnaire data..... | 24662 | 42.50 |
| 2 = Logically assigned data..... | 15 | 0.03 |
| 3 = Statistically imputed data..... | 196 | 0.34 |
| 9 = LEGITIMATE SKIP - NOT A LIFETIME USER..... | 33161 | 57.14 |

(CIGYFU, IRCIGAGE)
IRCIGYFU Len : 4 CIGARETTE YEAR OF FIRST USE - IMPUTATION REVISED

| | Freq | Pct |
|--------------------------|-------|-------|
| RANGE = 1932 - 2021..... | 24873 | 42.86 |
| 9999 = NEVER USED..... | 33161 | 57.14 |

(CIGYFU, IRCIGAGE)
IICIGYFU Len : 1 CIGARETTE YEAR OF FIRST USE - IMPUTATION INDICATOR

| | Freq | Pct |
|--|-------|-------|
| 1 = Questionnaire data..... | 695 | 1.20 |
| 2 = Logically assigned data..... | 2 | 0.00 |
| 3 = Statistically imputed data..... | 24176 | 41.66 |
| 9 = LEGITIMATE SKIP - NOT A LIFETIME USER..... | 33161 | 57.14 |

(CIGAGE)
IRCDUAGE Len : 3 DAILY CIGARETTE AGE OF FIRST USE - IMPUTATION REVISED

| | Freq | Pct |
|-------------------------------|-------|-------|
| RANGE = 1 - 71..... | 12643 | 21.79 |
| 991 = NEVER USED..... | 33161 | 57.14 |
| 993 = NEVER A DAILY USER..... | 12230 | 21.07 |

(CIGAGE)
IICDUAGE Len : 1 DAILY CIGARETTE AGE OF FIRST USE - IMPUTATION INDICATOR

| | Freq | Pct |
|--|-------|-------|
| 1 = Questionnaire data..... | 12590 | 21.69 |
| 2 = Logically assigned data..... | 2 | 0.00 |
| 3 = Statistically imputed data..... | 55 | 0.09 |
| 9 = LEGITIMATE SKIP - NOT A LIFETIME/DAILY CIG USER..... | 45387 | 78.21 |

(CIGDLYFU, IRCDUAGE)
IRCD2YFU Len : 4 DAILY CIGARETTE YFU - USING CIGDLYFU - IMPUTATION REVISED

| | Freq | Pct |
|--------------------------------|-------|-------|
| RANGE = 1940 - 2021..... | 12643 | 21.79 |
| 9993 = NEVER A DAILY USER..... | 12230 | 21.07 |
| 9999 = NEVER USED..... | 33161 | 57.14 |

(CIGDLYFU, IRCDUAGE)
IICD2YFU Len : 1 DAILY CIGARETTE YEAR OF FIRST USE - IMPUTATION INDICATOR

| | Freq | Pct |
|--|-------|-------|
| 1 = Questionnaire data..... | 181 | 0.31 |
| 2 = Logically assigned data..... | 1 | 0.00 |
| 3 = Statistically imputed data..... | 12465 | 21.48 |
| 9 = LEGITIMATE SKIP - NOT A LIFETIME/DAILY CIG USER..... | 45387 | 78.21 |

(CIGARTRY)
IRCGRAGE Len : 3 CIGAR AGE OF FIRST USE - IMPUTATION REVISED

| | Freq | Pct |
|-----------------------|-------|-------|
| RANGE = 1 - 70..... | 14792 | 25.49 |
| 991 = NEVER USED..... | 43242 | 74.51 |

AGE/DATE OF FIRST DRUG USE

(CIGARTRY)
IICGRAGE

Len : 1 CIGAR AGE OF FIRST USE - IMPUTATION INDICATOR

| | Freq | Pct |
|--|-------|-------|
| 1 = Questionnaire data | 14616 | 25.19 |
| 3 = Statistically imputed data..... | 184 | 0.32 |
| 9 = LEGITIMATE SKIP - NOT A LIFETIME USER..... | 43234 | 74.50 |

(CIGARYFU, IRCGRAGE)
IRCGRYFU

Len : 4 CIGAR YEAR OF FIRST USE - IMPUTATION REVISED

| | Freq | Pct |
|---------------------------|-------|-------|
| RANGE = 1936 - 2021 | 14792 | 25.49 |
| 9999 = NEVER USED..... | 43242 | 74.51 |

(CIGARYFU, IRCGRAGE)
IICGRYFU

Len : 1 CIGAR YEAR OF FIRST USE - IMPUTATION INDICATOR

| | Freq | Pct |
|--|-------|-------|
| 1 = Questionnaire data | 681 | 1.17 |
| 3 = Statistically imputed data..... | 14119 | 24.33 |
| 9 = LEGITIMATE SKIP - NOT A LIFETIME USER..... | 43234 | 74.50 |

(SMKLSSTRY)
IRSMKLSSTRY

Len : 3 SMOKELESS TOBACCO AGE OF FIRST USE - IMPUTATION REVISED

| | Freq | Pct |
|-----------------------|-------|-------|
| RANGE = 1 - 71 | 7250 | 12.49 |
| 991 = NEVER USED..... | 50784 | 87.51 |

(SMKLSSTRY)
IIRSMKLSSTRY

Len : 1 SMOKELESS TOBACCO AGE OF FIRST USE - IMPUTATION INDICATOR

| | Freq | Pct |
|--|-------|-------|
| 1 = Questionnaire data | 7153 | 12.33 |
| 3 = Statistically imputed data..... | 124 | 0.21 |
| 9 = LEGITIMATE SKIP - NOT A LIFETIME USER..... | 50757 | 87.46 |

(IRSMKLSSTRY, SMKLSYFU)
IRSMKLSYFU

Len : 4 SMOKELESS TOBACCO YEAR OF FIRST USE - IMPUTATION REVISED

| | Freq | Pct |
|---------------------------|-------|-------|
| RANGE = 1936 - 2021 | 7250 | 12.49 |
| 9999 = NEVER USED..... | 50784 | 87.51 |

(IRSMKLSSTRY, SMKLSYFU)
IIRSMKLSYFU

Len : 1 SMOKELESS TOBACCO YEAR OF FIRST USE - IMPUTATION INDICATOR

| | Freq | Pct |
|--|-------|-------|
| 1 = Questionnaire data | 314 | 0.54 |
| 3 = Statistically imputed data..... | 6963 | 12.00 |
| 9 = LEGITIMATE SKIP - NOT A LIFETIME USER..... | 50757 | 87.46 |

(ALCTRY)
IRALCAGE

Len : 3 ALCOHOL AGE OF FIRST USE - IMPUTATION REVISED

| | Freq | Pct |
|-----------------------|-------|-------|
| RANGE = 1 - 85 | 41724 | 71.90 |
| 991 = NEVER USED..... | 16310 | 28.10 |

(ALCTRY)
IIRALCAGE

Len : 1 ALCOHOL AGE OF FIRST USE - IMPUTATION INDICATOR

| | Freq | Pct |
|--|-------|-------|
| 1 = Questionnaire data | 41354 | 71.26 |
| 3 = Statistically imputed data..... | 378 | 0.65 |
| 9 = LEGITIMATE SKIP - NOT A LIFETIME USER..... | 16302 | 28.09 |

(ALCYFU, IIRALCAGE)
IIRALCYFU

Len : 4 ALCOHOL YEAR OF FIRST USE - IMPUTATION REVISED

| | Freq | Pct |
|---------------------------|-------|-------|
| RANGE = 1933 - 2021 | 41724 | 71.90 |
| 9999 = NEVER USED..... | 16310 | 28.10 |

AGE/DATE OF FIRST DRUG USE

(ALCYFU, IRALCAGE)

IALCYFU

Len : 1 ALCOHOL YEAR OF FIRST USE - IMPUTATION INDICATOR

| | Freq | Pct |
|--|-------|-------|
| 1 = Questionnaire data | 2509 | 4.32 |
| 3 = Statistically imputed data..... | 39223 | 67.59 |
| 9 = LEGITIMATE SKIP - NOT A LIFETIME USER..... | 16302 | 28.09 |

(MJAGE)

IMJAGE

Len : 3 MARIJUANA AGE OF FIRST USE - IMPUTATION REVISED

| | Freq | Pct |
|-----------------------|-------|-------|
| RANGE = 1 - 82..... | 25530 | 43.99 |
| 991 = NEVER USED..... | 32504 | 56.01 |

(MJAGE)

IMJAGE

Len : 1 MARIJUANA AGE OF FIRST USE - IMPUTATION INDICATOR

| | Freq | Pct |
|--|-------|-------|
| 1 = Questionnaire data | 25197 | 43.42 |
| 3 = Statistically imputed data..... | 350 | 0.60 |
| 9 = LEGITIMATE SKIP - NOT A LIFETIME USER..... | 32487 | 55.98 |

(IRMJAGE, MJYFU)

IRMJYFU

Len : 4 MARIJUANA YEAR OF FIRST USE - IMPUTATION REVISED

| | Freq | Pct |
|---------------------------|-------|-------|
| RANGE = 1955 - 2021 | 25530 | 43.99 |
| 9999 = NEVER USED..... | 32504 | 56.01 |

(IRMJAGE, MJYFU)

IRMJYFU

Len : 1 MARIJUANA YEAR OF FIRST USE - IMPUTATION INDICATOR

| | Freq | Pct |
|--|-------|-------|
| 1 = Questionnaire data | 1405 | 2.42 |
| 3 = Statistically imputed data..... | 24142 | 41.60 |
| 9 = LEGITIMATE SKIP - NOT A LIFETIME USER..... | 32487 | 55.98 |

(COCAGE)

IRCOCAGE

Len : 3 COCAINE AGE OF FIRST USE - IMPUTATION REVISED

| | Freq | Pct |
|-----------------------|-------|-------|
| RANGE = 1 - 70..... | 6795 | 11.71 |
| 991 = NEVER USED..... | 51239 | 88.29 |

(COCAGE)

IRCOCAGE

Len : 1 COCAINE AGE OF FIRST USE - IMPUTATION INDICATOR

| | Freq | Pct |
|--|-------|-------|
| 1 = Questionnaire data | 6671 | 11.49 |
| 2 = Logically assigned data..... | 90 | 0.16 |
| 3 = Statistically imputed data..... | 48 | 0.08 |
| 9 = LEGITIMATE SKIP - NOT A LIFETIME USER..... | 51225 | 88.27 |

(COCYFU, IRCOCAGE)

IRCOCYFU

Len : 4 COCAINE YEAR OF FIRST USE - IMPUTATION REVISED

| | Freq | Pct |
|---------------------------|-------|-------|
| RANGE = 1962 - 2021 | 6795 | 11.71 |
| 9999 = NEVER USED..... | 51239 | 88.29 |

(COCYFU, IRCOCAGE)

IRCOCYFU

Len : 1 COCAINE YEAR OF FIRST USE - IMPUTATION INDICATOR

| | Freq | Pct |
|--|-------|-------|
| 1 = Questionnaire data | 255 | 0.44 |
| 2 = Logically assigned data..... | 1 | 0.00 |
| 3 = Statistically imputed data..... | 6553 | 11.29 |
| 9 = LEGITIMATE SKIP - NOT A LIFETIME USER..... | 51225 | 88.27 |

AGE/DATE OF FIRST DRUG USE

(CRKAGE)
IRCRKAGE

| | | | |
|---------|---|-------------|------------|
| Len : 3 | CRACK AGE OF FIRST USE - IMPUTATION REVISED | | |
| | RANGE = 6 - 70..... | Freq | Pct |
| | 991 = NEVER USED..... | 1598 | 2.75 |
| | | 56436 | 97.25 |

(CRKAGE)
IICRKAGE

| | | | |
|---------|--|-------------|------------|
| Len : 1 | CRACK AGE OF FIRST USE - IMPUTATION INDICATOR | | |
| | 1 = Questionnaire data..... | Freq | Pct |
| | 3 = Statistically imputed data..... | 1590 | 2.74 |
| | 9 = LEGITIMATE SKIP - NOT A LIFETIME USER..... | 28 | 0.05 |
| | | 56416 | 97.21 |

(CRKYFU, IRCRKAGE)
IRCRKYFU

| | | | |
|---------|--|-------------|------------|
| Len : 4 | CRACK YEAR OF FIRST USE - IMPUTATION REVISED | | |
| | RANGE = 1966 - 2021..... | Freq | Pct |
| | 9999 = NEVER USED..... | 1598 | 2.75 |
| | | 56436 | 97.25 |

(CRKYFU, IRCRKAGE)
IICRKYFU

| | | | |
|---------|--|-------------|------------|
| Len : 1 | CRACK YEAR OF FIRST USE - IMPUTATION INDICATOR | | |
| | 1 = Questionnaire data..... | Freq | Pct |
| | 3 = Statistically imputed data..... | 29 | 0.05 |
| | 9 = LEGITIMATE SKIP - NOT A LIFETIME USER..... | 1589 | 2.74 |
| | | 56416 | 97.21 |

(HERAGE)
IRHERAGE

| | | | |
|---------|--|-------------|------------|
| Len : 3 | HEROIN AGE OF FIRST USE - IMPUTATION REVISED | | |
| | RANGE = 2 - 69..... | Freq | Pct |
| | 991 = NEVER USED..... | 1133 | 1.95 |
| | | 56901 | 98.05 |

(HERAGE)
IIRHERAGE

| | | | |
|---------|--|-------------|------------|
| Len : 1 | HEROIN AGE OF FIRST USE - IMPUTATION INDICATOR | | |
| | 1 = Questionnaire data..... | Freq | Pct |
| | 3 = Statistically imputed data..... | 1119 | 1.93 |
| | 9 = LEGITIMATE SKIP - NOT A LIFETIME USER..... | 31 | 0.05 |
| | | 56884 | 98.02 |

(HERYFU, IRHERAGE)
IRHERYFU

| | | | |
|---------|---|-------------|------------|
| Len : 4 | HEROIN YEAR OF FIRST USE - IMPUTATION REVISED | | |
| | RANGE = 1961 - 2021..... | Freq | Pct |
| | 9999 = NEVER USED..... | 1133 | 1.95 |
| | | 56901 | 98.05 |

(HERYFU, IRHERAGE)
IIRHERYFU

| | | | |
|---------|---|-------------|------------|
| Len : 1 | HEROIN YEAR OF FIRST USE - IMPUTATION INDICATOR | | |
| | 1 = Questionnaire data..... | Freq | Pct |
| | 3 = Statistically imputed data..... | 33 | 0.06 |
| | 9 = LEGITIMATE SKIP - NOT A LIFETIME USER..... | 1117 | 1.92 |
| | | 56884 | 98.02 |

(HALLUCAGE)
IRHALLUCAGE

| | | | |
|---------|--|-------------|------------|
| Len : 3 | HALLUCINOGEN AGE OF FIRST USE - IMPUTATION REVISED | | |
| | RANGE = 1 - 68..... | Freq | Pct |
| | 991 = NEVER USED..... | 9001 | 15.51 |
| | | 49033 | 84.49 |

AGE/DATE OF FIRST DRUG USE

(HALLUCAGE)
IHALLUCAGE

| | | | |
|---------|--|-------------|------------|
| Len : 1 | HALLUCINOGEN AGE OF FIRST USE - IMPUTATION INDICATOR | | |
| | | Freq | Pct |
| | 1 = Questionnaire data | 8784 | 15.14 |
| | 2 = Logically assigned data..... | 114 | 0.20 |
| | 3 = Statistically imputed data..... | 221 | 0.38 |
| | 9 = LEGITIMATE SKIP - NOT A LIFETIME USER..... | 48915 | 84.29 |

(HALLUCYFU, IRHALLUCAGE)
IRHALLUCYFU

| | | | |
|---------|---|-------------|------------|
| Len : 4 | HALLUCINOGEN YEAR OF FIRST USE - IMPUTATION REVISED | | |
| | | Freq | Pct |
| | RANGE = 1947 - 2021 | 9001 | 15.51 |
| | 9999 = NEVER USED..... | 49033 | 84.49 |

(HALLUCYFU, IRHALLUCAGE)
IHALLUCYFU

| | | | |
|---------|---|-------------|------------|
| Len : 1 | HALLUCINOGEN YEAR OF FIRST USE - IMPUTATION INDICATOR | | |
| | | Freq | Pct |
| | 1 = Questionnaire data | 707 | 1.22 |
| | 2 = Logically assigned data..... | 2 | 0.00 |
| | 3 = Statistically imputed data..... | 8410 | 14.49 |
| | 9 = LEGITIMATE SKIP - NOT A LIFETIME USER..... | 48915 | 84.29 |

(LSDAGE)
IRLSDAGE

| | | | |
|---------|---|-------------|------------|
| Len : 3 | LSD AGE OF FIRST USE - IMPUTATION REVISED | | |
| | | Freq | Pct |
| | RANGE = 1 - 53 | 5407 | 9.32 |
| | 991 = NEVER USED..... | 52627 | 90.68 |

(LSDAGE)
IILSDAGE

| | | | |
|---------|--|-------------|------------|
| Len : 1 | LSD AGE OF FIRST USE - IMPUTATION INDICATOR | | |
| | | Freq | Pct |
| | 1 = Questionnaire data | 5326 | 9.18 |
| | 2 = Logically assigned data..... | 2 | 0.00 |
| | 3 = Statistically imputed data..... | 102 | 0.18 |
| | 9 = LEGITIMATE SKIP - NOT A LIFETIME USER..... | 52604 | 90.64 |

(IRLSDAGE, LSDYFU)
IRLSDYFU

| | | | |
|---------|--|-------------|------------|
| Len : 4 | LSD YEAR OF FIRST USE - IMPUTATION REVISED | | |
| | | Freq | Pct |
| | RANGE = 1952 - 2021 | 5407 | 9.32 |
| | 9999 = NEVER USED..... | 52627 | 90.68 |

(IRLSDAGE, LSDYFU)
IILSDYFU

| | | | |
|---------|--|-------------|------------|
| Len : 1 | LSD YEAR OF FIRST USE - IMPUTATION INDICATOR | | |
| | | Freq | Pct |
| | 1 = Questionnaire data | 428 | 0.74 |
| | 3 = Statistically imputed data..... | 5002 | 8.62 |
| | 9 = LEGITIMATE SKIP - NOT A LIFETIME USER..... | 52604 | 90.64 |

(PCPAGE)
IRPCPAGE

| | | | |
|---------|---|-------------|------------|
| Len : 3 | PCP AGE OF FIRST USE - IMPUTATION REVISED | | |
| | | Freq | Pct |
| | RANGE = 1 - 64..... | 824 | 1.42 |
| | 991 = NEVER USED..... | 57210 | 98.58 |

(PCPAGE)
IIPCAGE

| | | | |
|---------|--|-------------|------------|
| Len : 1 | PCP AGE OF FIRST USE - IMPUTATION INDICATOR | | |
| | | Freq | Pct |
| | 1 = Questionnaire data | 799 | 1.38 |
| | 3 = Statistically imputed data..... | 48 | 0.08 |
| | 9 = LEGITIMATE SKIP - NOT A LIFETIME USER..... | 57187 | 98.54 |

AGE/DATE OF FIRST DRUG USE

(IRPCPAGE, PCPYFU)

IRPCPYFU

Len : 4 PCP YEAR OF FIRST USE - IMPUTATION REVISED

| | Freq | Pct |
|---------------------------|-------|-------|
| RANGE = 1966 - 2021 | 824 | 1.42 |
| 9999 = NEVER USED..... | 57210 | 98.58 |

(IRPCPAGE, PCPYFU)

IIPCPYFU

Len : 1 PCP YEAR OF FIRST USE - IMPUTATION INDICATOR

| | Freq | Pct |
|--|-------|-------|
| 1 = Questionnaire data | 20 | 0.03 |
| 3 = Statistically imputed data..... | 827 | 1.43 |
| 9 = LEGITIMATE SKIP - NOT A LIFETIME USER..... | 57187 | 98.54 |

(ECSTMOAGE)

IRECSTMOAGE

Len : 3 ECSTASY AGE OF FIRST USE - IMPUTATION REVISED

| | Freq | Pct |
|-----------------------|-------|-------|
| RANGE = 2 - 68 | 4581 | 7.89 |
| 991 = NEVER USED..... | 53453 | 92.11 |

(ECSTMOAGE)

IIECSTMOAGE

Len : 1 ECSTASY AGE OF FIRST USE - IMPUTATION INDICATOR

| | Freq | Pct |
|--|-------|-------|
| 1 = Questionnaire data | 4536 | 7.82 |
| 2 = Logically assigned data..... | 1 | 0.00 |
| 3 = Statistically imputed data..... | 62 | 0.11 |
| 9 = LEGITIMATE SKIP - NOT A LIFETIME USER..... | 53435 | 92.08 |

(ECSTMOYFU, IRECSTMOAGE)

IRECSTMOYFU

Len : 4 ECSTASY YEAR OF FIRST USE - IMPUTATION REVISED

| | Freq | Pct |
|---------------------------|-------|-------|
| RANGE = 1969 - 2021 | 4581 | 7.89 |
| 9999 = NEVER USED..... | 53453 | 92.11 |

(ECSTMOYFU, IRECSTMOAGE)

IIECSTMOYFU

Len : 1 ECSTASY YEAR OF FIRST USE - IMPUTATION INDICATOR

| | Freq | Pct |
|--|-------|-------|
| 1 = Questionnaire data | 266 | 0.46 |
| 3 = Statistically imputed data..... | 4333 | 7.47 |
| 9 = LEGITIMATE SKIP - NOT A LIFETIME USER..... | 53435 | 92.08 |

(INHALAGE)

IRINHALAGE

Len : 3 INHALANTS AGE OF FIRST USE - IMPUTATION REVISED

| | Freq | Pct |
|-----------------------|-------|-------|
| RANGE = 1 - 56 | 5662 | 9.76 |
| 991 = NEVER USED..... | 52372 | 90.24 |

(INHALAGE)

IINHALAGE

Len : 1 INHALANTS AGE OF FIRST USE - IMPUTATION INDICATOR

| | Freq | Pct |
|--|-------|-------|
| 1 = Questionnaire data | 5319 | 9.17 |
| 3 = Statistically imputed data..... | 448 | 0.77 |
| 9 = LEGITIMATE SKIP - NOT A LIFETIME USER..... | 52267 | 90.06 |

(INHLYFU, IRINHALAGE)

IRINHLYFU

Len : 4 INHALANTS YEAR OF FIRST USE - IMPUTATION REVISED

| | Freq | Pct |
|---------------------------|-------|-------|
| RANGE = 1940 - 2021 | 5662 | 9.76 |
| 9999 = NEVER USED..... | 52372 | 90.24 |

AGE/DATE OF FIRST DRUG USE

(*INHALYFU, IRINHALAGE*)

| | | | | |
|-----------------|---------|--|-------------|------------|
| <u>IINHLYFU</u> | Len : 1 | INHALANTS YEAR OF FIRST USE - IMPUTATION INDICATOR | | |
| | | | Freq | Pct |
| | | 1 = Questionnaire data | 284 | 0.49 |
| | | 3 = Statistically imputed data..... | 5483 | 9.45 |
| | | 9 = LEGITIMATE SKIP - NOT A LIFETIME USER..... | 52267 | 90.06 |

(*METHAMAGE*)

| | | | | |
|--------------------|---------|---|-------------|------------|
| <u>IRMETHAMAGE</u> | Len : 3 | METHAMPHETAMINE AGE OF FIRST USE - IMPUTATION REVISED | | |
| | | | Freq | Pct |
| | | RANGE = 1 - 70 | 2666 | 4.59 |
| | | 991 = NEVER USED..... | 55368 | 95.41 |

(*METHAMAGE*)

| | | | | |
|-------------------|---------|---|-------------|------------|
| <u>IMETHAMAGE</u> | Len : 1 | METHAMPHETAMINE AGE OF FIRST USE - IMPUTATION INDICATOR | | |
| | | | Freq | Pct |
| | | 1 = Questionnaire data | 2645 | 4.56 |
| | | 3 = Statistically imputed data..... | 63 | 0.11 |
| | | 9 = LEGITIMATE SKIP - NOT A LIFETIME USER..... | 55326 | 95.33 |

(*IRMETHAMAGE, METHAMYFU*)

| | | | | |
|--------------------|---------|--|-------------|------------|
| <u>IRMETHAMYFU</u> | Len : 4 | METHAMPHETAMINE YEAR OF FIRST USE - IMPUTATION REVISED | | |
| | | | Freq | Pct |
| | | RANGE = 1943 - 2021 | 2666 | 4.59 |
| | | 9999 = NEVER USED..... | 55368 | 95.41 |

(*IRMETHAMAGE, METHAMYFU*)

| | | | | |
|--------------------|---------|--|-------------|------------|
| <u>IIMETHAMYFU</u> | Len : 1 | METHAMPHETAMINE YEAR OF FIRST USE - IMPUTATION INDICATOR | | |
| | | | Freq | Pct |
| | | 1 = Questionnaire data | 74 | 0.13 |
| | | 3 = Statistically imputed data..... | 2634 | 4.54 |
| | | 9 = LEGITIMATE SKIP - NOT A LIFETIME USER..... | 55326 | 95.33 |

The following eight variables pertain to past year initiation of prescription drugs. Past year initiation of prescription drugs is defined as the misuse of the drug for the first time in the 12 months prior to the date of the interview.

(*PNRNMINIT*)

| | | | | |
|--------------------|---------|---|-------------|------------|
| <u>IRPNRNMINIT</u> | Len : 2 | PAST YR INITIATE PAIN RELIEVERS MISUSE - IMPUTATION REVISED | | |
| | | | Freq | Pct |
| | | 1 = Past year initiate..... | 337 | 0.58 |
| | | 2 = Not a past year initiate | 1437 | 2.48 |
| | | 91 = NEVER MISUSED..... | 53095 | 91.49 |
| | | 93 = NO PAST YEAR MISUSE..... | 3165 | 5.45 |

(*PNRNMINIT*)

| | | | | |
|--------------------|---------|--|-------------|------------|
| <u>IIPNRNMINIT</u> | Len : 1 | PAST YR INITIATE PAIN RELIEVER MISUSE - IMPUTATION INDICATOR | | |
| | | | Freq | Pct |
| | | 1 = Questionnaire Data | 57729 | 99.47 |
| | | 3 = Statistically imputed - recency known | 6 | 0.01 |
| | | 4 = Statistically imputed - recency imputed..... | 299 | 0.52 |

(*TRQNMINIT*)

| | | | | |
|--------------------|---------|---|-------------|------------|
| <u>IRTRQNMINIT</u> | Len : 2 | PAST YR INITIATE TRANQUILIZER MISUSE - IMPUTATION REVISED | | |
| | | | Freq | Pct |
| | | 1 = Past year initiate..... | 219 | 0.38 |
| | | 2 = Not a past year initiate | 826 | 1.42 |
| | | 91 = NEVER MISUSED..... | 55766 | 96.09 |
| | | 93 = NO PAST YEAR MISUSE..... | 1223 | 2.11 |

(*TRQNMINIT*)

| | | | | |
|--------------------|---------|---|-------------|------------|
| <u>IITRQNMINIT</u> | Len : 1 | PAST YR INITIATE TRANQUILIZER MISUSE - IMPUTATION INDICATOR | | |
| | | | Freq | Pct |
| | | 1 = Questionnaire Data | 57748 | 99.51 |
| | | 3 = Statistically imputed - recency known | 2 | 0.00 |
| | | 4 = Statistically imputed - recency imputed..... | 284 | 0.49 |

AGE/DATE OF FIRST DRUG USE

(*STMNMINIT*)
IRSTMNMINIT

| | | |
|--|-------------|------------|
| Len : 2 PAST YR INITIATE STIMULANT MISUSE - IMPUTATION REVISED | | |
| | Freq | Pct |
| 1 = Past year initiate..... | 218 | 0.38 |
| 2 = Not a past year initiate..... | 883 | 1.52 |
| 91 = NEVER MISUSED..... | 55342 | 95.36 |
| 93 = NO PAST YEAR MISUSE..... | 1591 | 2.74 |

(*STMNMINIT*)
IISTMNMINIT

| | | |
|--|-------------|------------|
| Len : 1 PAST YR INITIATE STIMULANT MISUSE - IMPUTATION INDICATOR | | |
| | Freq | Pct |
| 1 = Questionnaire Data..... | 57717 | 99.45 |
| 3 = Statistically imputed - recency known..... | 1 | 0.00 |
| 4 = Statistically imputed - recency imputed..... | 316 | 0.54 |

(*SEDNMINIT*)
IRSEDNMINIT

| | | |
|---|-------------|------------|
| Len : 2 PAST YR INITIATE SEDATIVE MISUSE - IMPUTATION REVISED | | |
| | Freq | Pct |
| 1 = Past year initiate..... | 50 | 0.09 |
| 2 = Not a past year initiate..... | 175 | 0.30 |
| 91 = NEVER MISUSED..... | 56869 | 97.99 |
| 93 = NO PAST YEAR MISUSE..... | 940 | 1.62 |

(*SEDNMINIT*)
IISEDNMINIT

| | | |
|---|-------------|------------|
| Len : 1 PAST YR INITIATE SEDATIVE MISUSE - IMPUTATION INDICATOR | | |
| | Freq | Pct |
| 1 = Questionnaire Data..... | 57651 | 99.34 |
| 4 = Statistically imputed - recency imputed..... | 383 | 0.66 |

NOTE: The following four variables pertain to the age and date of first misuse of pain relievers. Respondents who were past year initiates (IRPNRNMINIT=1), that is respondents who misused pain relievers for the first time in the 12 months prior to the date of the interview, are included in the domain. Respondents who are not past year initiates (IRPNRNMINIT ne 1) receive an appropriate skip code.

(*PNRNMAGE, PNRNMYFU*)
IRPNRNMYFU

| | | |
|---|-------------|------------|
| Len : 4 PAIN RELIEVER YEAR OF FIRST MISUSE - IMPUTATION REVISED | | |
| | Freq | Pct |
| RANGE = 2020 - 2021..... | 337 | 0.58 |
| 9993 = NOT A PAST YEAR INITIATE..... | 4602 | 7.93 |
| 9999 = NEVER MISUSED..... | 53095 | 91.49 |

(*PNRNMAGE, PNRNMYFU*)
IIPNRNMYFU

| | | |
|--|-------------|------------|
| Len : 1 PAIN RELIEVER YEAR OF FIRST MISUSE - IMPUTATION INDICATOR | | |
| | Freq | Pct |
| 1 = Questionnaire data..... | 241 | 0.42 |
| 3 = Statistically imputed data - Past year initiation imputed..... | 305 | 0.53 |
| 4 = Statistically imputed data - Past year initiation known..... | 88 | 0.15 |
| 9 = LEGITIMATE SKIP - NOT A PAST YEAR INITIATE..... | 57400 | 98.91 |

(*IRPNRNMYFU, PNRNMYFU*)
IRPNRNMYFU

| | | |
|--|-------------|------------|
| Len : 3 PAIN RELIEVER AGE OF FIRST MISUSE - IMPUTATION REVISED | | |
| | Freq | Pct |
| RANGE = 11 - 95..... | 337 | 0.58 |
| 993 = NOT A PAST YEAR INITIATE..... | 4602 | 7.93 |
| 999 = NEVER MISUSED..... | 53095 | 91.49 |

(*IRPNRNMYFU, PNRNMYFU*)
IIPNRNMYFU

| | | |
|--|-------------|------------|
| Len : 1 PAIN RELIEVER AGE OF FIRST MISUSE - IMPUTATION INDICATOR | | |
| | Freq | Pct |
| 1 = Questionnaire data..... | 242 | 0.42 |
| 3 = Statistically imputed data - Past year initiation imputed..... | 305 | 0.53 |
| 4 = Statistically imputed data - Past year initiation known..... | 87 | 0.15 |
| 9 = LEGITIMATE SKIP - NOT A PAST YEAR INITIATE..... | 57400 | 98.91 |

AGE/DATE OF FIRST DRUG USE

NOTE: The following four variables pertain to the age and date of first misuse of tranquilizers. Respondents who were past year initiates (IRTRQNMINIT=1), that is respondents who misused tranquilizers for the first time in the 12 months prior to the date of the interview, are included in the domain. Respondents who are not past year initiates (IRTRQNMINIT ne 1) receive an appropriate skip code.

(TRQNMA GE, TRQNMYFU)

IRTRQNMYFU Len : 4 TRANQUILIZER YEAR OF FIRST MISUSE - IMPUTATION REVISED

| | Freq | Pct |
|---------------------------------------|-------|-------|
| RANGE = 2020 - 2021 | 219 | 0.38 |
| 9993 = NOT A PAST YEAR INITIATE | 2049 | 3.53 |
| 9999 = NEVER MISUSED | 55766 | 96.09 |

(TRQNMA GE, TRQNMYFU)

IITRQNMYFU Len : 1 TRANQUILIZER YEAR OF FIRST MISUSE - IMPUTATION INDICATOR

| | Freq | Pct |
|---|-------|-------|
| 1 = Questionnaire data | 203 | 0.35 |
| 3 = Statistically imputed data - Past year initiation imputed | 286 | 0.49 |
| 4 = Statistically imputed data - Past year initiation known | 11 | 0.02 |
| 9 = LEGITIMATE SKIP - NOT A PAST YEAR INITIATE | 57534 | 99.14 |

(IRTRQNMYFU, TRQNMA GE)

IRTRQNMA GE Len : 3 TRANQUILIZER AGE OF FIRST MISUSE - IMPUTATION REVISED

| | Freq | Pct |
|--------------------------------------|-------|-------|
| RANGE = 11 - 84 | 219 | 0.38 |
| 993 = NOT A PAST YEAR INITIATE | 2049 | 3.53 |
| 999 = NEVER MISUSED | 55766 | 96.09 |

(IRTRQNMYFU, TRQNMA GE)

IITRQNMA GE Len : 1 TRANQUILIZER AGE OF FIRST MISUSE - IMPUTATION INDICATOR

| | Freq | Pct |
|---|-------|-------|
| 1 = Questionnaire data | 203 | 0.35 |
| 3 = Statistically imputed data - Past year initiation imputed | 286 | 0.49 |
| 4 = Statistically imputed data - Past year initiation known | 11 | 0.02 |
| 9 = LEGITIMATE SKIP - NOT A PAST YEAR INITIATE | 57534 | 99.14 |

NOTE: The following four variables pertain to the age and date of first misuse of stimulants. Respondents who were past year initiates (IRSTMNMINIT=1), that is respondents who misused stimulants for the first time in the 12 months prior to the date of the interview, are included in the domain. Respondents who are not past year initiates (IRSTMNMINIT ne 1) receive an appropriate skip code.

(STMNMA GE, STMNMYFU)

IRSTMNM MYFU Len : 4 STIMULANTS YEAR OF FIRST MISUSE - IMPUTATION REVISED

| | Freq | Pct |
|---------------------------------------|-------|-------|
| RANGE = 2020 - 2021 | 218 | 0.38 |
| 9993 = NOT A PAST YEAR INITIATE | 2474 | 4.26 |
| 9999 = NEVER MISUSED | 55342 | 95.36 |

(STMNMA GE, STMNMYFU)

IIRSTMNM MYFU Len : 1 STIMULANTS YEAR OF FIRST MISUSE - IMPUTATION INDICATOR

| | Freq | Pct |
|---|-------|-------|
| 1 = Questionnaire data | 197 | 0.34 |
| 3 = Statistically imputed data - Past year initiation imputed | 317 | 0.55 |
| 4 = Statistically imputed data - Past year initiation known | 17 | 0.03 |
| 9 = LEGITIMATE SKIP - NOT A PAST YEAR INITIATE | 57503 | 99.09 |

(IRSTMNM MYFU, STMNMA GE)

IIRSTMNM MA GE Len : 3 STIMULANTS AGE OF FIRST MISUSE - IMPUTATION REVISED

| | Freq | Pct |
|--------------------------------------|-------|-------|
| RANGE = 11 - 63 | 218 | 0.38 |
| 993 = NOT A PAST YEAR INITIATE | 2474 | 4.26 |
| 999 = NEVER MISUSED | 55342 | 95.36 |

AGE/DATE OF FIRST DRUG USE

(IRSTMNYFU, STMNAGE)

IRSTMNYFU Len : 1 STIMULANTS AGE OF FIRST MISUSE - IMPUTATION INDICATOR

| | Freq | Pct |
|---|-------|-------|
| 1 = Questionnaire data | 198 | 0.34 |
| 3 = Statistically imputed data - Past year initiation imputed | 317 | 0.55 |
| 4 = Statistically imputed data - Past year initiation known..... | 16 | 0.03 |
| 9 = LEGITIMATE SKIP - NOT A PAST YEAR INITIATE | 57503 | 99.09 |

NOTE: The following four variables pertain to the age and date of first misuse of sedatives. Respondents who were past year initiates (IRSEDNMINIT=1), that is respondents who misused sedatives for the first time in the 12 months prior to the date of the interview, are included in the domain. Respondents who are not past year initiates (IRSEDNMINIT ne 1) receive an appropriate skip code.

(SEDNAGE, SEDNMYFU)

IRSEDNMYFU Len : 4 SEDATIVES YEAR OF FIRST MISUSE - IMPUTATION REVISED

| | Freq | Pct |
|---------------------------------------|-------|-------|
| RANGE = 2020 - 2021 | 50 | 0.09 |
| 9993 = NOT A PAST YEAR INITIATE | 1115 | 1.92 |
| 9999 = NEVER MISUSED..... | 56869 | 97.99 |

(SEDNAGE, SEDNMYFU)

ISEDNMYFU Len : 1 SEDATIVES YEAR OF FIRST MISUSE - IMPUTATION INDICATOR

| | Freq | Pct |
|---|-------|-------|
| 1 = Questionnaire data | 46 | 0.08 |
| 3 = Statistically imputed data - Past year initiation imputed | 383 | 0.66 |
| 4 = Statistically imputed data - Past year initiation known..... | 4 | 0.01 |
| 9 = LEGITIMATE SKIP - NOT A PAST YEAR INITIATE | 57601 | 99.25 |

(IRSEDNMYFU, SEDNAGE)

IRSEDNAGE Len : 3 SEDATIVES AGE OF FIRST MISUSE - IMPUTATION REVISED

| | Freq | Pct |
|--------------------------------------|-------|-------|
| RANGE = 11 - 86 | 50 | 0.09 |
| 993 = NOT A PAST YEAR INITIATE | 1115 | 1.92 |
| 999 = NEVER MISUSED..... | 56869 | 97.99 |

(IRSEDNMYFU, SEDNAGE)

ISEDNAGE Len : 1 SEDATIVES AGE OF FIRST MISUSE - IMPUTATION INDICATOR

| | Freq | Pct |
|---|-------|-------|
| 1 = Questionnaire data | 46 | 0.08 |
| 3 = Statistically imputed data - Past year initiation imputed | 383 | 0.66 |
| 4 = Statistically imputed data - Past year initiation known..... | 4 | 0.01 |
| 9 = LEGITIMATE SKIP - NOT A PAST YEAR INITIATE | 57601 | 99.25 |

RECODED DRUG USE

RECODED DRUG USE

NOTE: Certain source variables that were used to create recoded variables have valid values that might not have been reported or assigned for the current survey year. However, these values have been included in the general specifications in the codebook on how the recoded variables were created. See additional details about this issue in the Organization of the Data File section of this codebook introduction.

(IRCIGRC)
CIGFLAG

| | | | |
|---------|-------------------------------------|-------------|------------|
| Len : 1 | RC-CIGARETTES - EVER USED | | |
| | 0 = Never used (IRCIGRC = 9) | Freq | Pct |
| | 1 = Ever used (IRCIGRC = 1-4) | 33161 | 57.14 |
| | | 24873 | 42.86 |

(IRCIGRC)
CIGYR

| | | | |
|---------|--|-------------|------------|
| Len : 1 | RC-CIGARETTES - PAST YEAR USE | | |
| | 0 = Did not use in the past year (IRCIGRC = 3,4,9) | Freq | Pct |
| | 1 = Used within the past year (IRCIGRC = 1,2) | 48394 | 83.39 |
| | | 9640 | 16.61 |

(IRCIGRC)
CIGMON

| | | | |
|---------|---|-------------|------------|
| Len : 1 | RC-CIGARETTES - PAST MONTH USE | | |
| | 0 = Did not use in the past month (IRCIGRC = 2-4,9) | Freq | Pct |
| | 1 = Used within the past month (IRCIGRC = 1) | 50625 | 87.23 |
| | | 7409 | 12.77 |

(IRCGRRC)
CGRFLAG

| | | | |
|---------|-------------------------------------|-------------|------------|
| Len : 1 | RC-CIGARS - EVER USED | | |
| | 0 = Never used (IRCGRRC = 9) | Freq | Pct |
| | 1 = Ever used (IRCGRRC = 1-4) | 43242 | 74.51 |
| | | 14792 | 25.49 |

(IRCGRRC)
CGRYR

| | | | |
|---------|--|-------------|------------|
| Len : 1 | RC-CIGARS - PAST YEAR USE | | |
| | 0 = Did not use in the past year (IRCGRRC = 3,4,9) | Freq | Pct |
| | 1 = Used within the past year (IRCGRRC = 1,2) | 53923 | 92.92 |
| | | 4111 | 7.08 |

(IRCGRRC)
CGRMON

| | | | |
|---------|---|-------------|------------|
| Len : 1 | RC-CIGARS - PAST MONTH USE | | |
| | 0 = Did not use in the past month (IRCGRRC = 2-4,9) | Freq | Pct |
| | 1 = Used within the past month (IRCGRRC = 1) | 55934 | 96.38 |
| | | 2100 | 3.62 |

(IRPIPLF)
PIPFLAG

| | | | |
|---------|------------------------------------|-------------|------------|
| Len : 1 | RC-PIPES - EVER USED | | |
| | 0 = Never Used (IRPIPLF = 9) | Freq | Pct |
| | 1 = Ever Used (IRPIPLF = 1) | 53534 | 92.25 |
| | | 4500 | 7.75 |

(IRPIP MN)
PIP MON

| | | | |
|---------|--|-------------|------------|
| Len : 1 | RC-PIPES - PAST MONTH USE | | |
| | 0 = Did not use in the past month (IRPIP MN = 2,9) | Freq | Pct |
| | 1 = Used within the past month (IRPIP MN = 1) | 57666 | 99.37 |
| | | 368 | 0.63 |

(IRSMKLS SREC)
SMKLS SFLAG

| | | | |
|---------|--|-------------|------------|
| Len : 1 | RC-SMOKELESS TOBACCO - EVER USED | | |
| | 0 = Never Used (IRSMKLS SREC = 9) | Freq | Pct |
| | 1 = Ever Used (IRSMKLS SREC = 1-4) | 50784 | 87.51 |
| | | 7250 | 12.49 |

RECORDED DRUG USE

(IRSMKLSREC)
SMKLSSYR

Len : 1 RC-SMOKELESS TOBACCO - PAST YEAR USE

| | Freq | Pct |
|---|-------|-------|
| 0 = Did not use in the past year (IRSMKLSREC = 3,4,9) | 55952 | 96.41 |
| 1 = Used within the past year (IRSMKLSREC = 1,2) | 2082 | 3.59 |

(IRSMKLSREC)
SMKLSSMON

Len : 1 RC-SMOKELESS TOBACCO - PAST MONTH USE

| | Freq | Pct |
|--|-------|-------|
| 0 = Did not use in the past month (IRSMKLSREC= 2-4,9)..... | 56602 | 97.53 |
| 1 = Used within the past month (IRSMKLSREC = 1)..... | 1432 | 2.47 |

Respondents were classified as having smoked cigarettes as the only form of tobacco used in the past month (TOBCIGONL=1) if they smoked cigarettes in the past month (CIGMON=1) and did not use cigars, pipes, or smokeless tobacco in the past month (CGRMON=0 and PIPMON=0 and SMKLSSMON=0). Respondents were classified as having used both cigarettes and another tobacco product in the past month (TOBCIGONL=2) if they smoked cigarettes in the past month (CIGMON=1) and used any of cigars, pipes, or smokeless tobacco in the past month (CGRMON=1 or PIPMON=1 or SMKLSSMON=1). Respondents were classified as having used a tobacco product but not cigarettes in the past month (TOBCIGONL=3) if they did not smoke cigarettes in the past month (CIGMON=0) and used any of cigars, pipes, or smokeless tobacco in the past month (CGRMON=1 or PIPMON=1 or SMKLSSMON=1).

(CGRMON, CIGMON, PIPMON, SMKLSSMON)
TOBCIGONL

Len : 1 RC-CIGARETTE/NONCIGARETTE TOBACCO ONLY - PAST MONTH USE

| | Freq | Pct |
|---|-------|-------|
| 1 = Smoked cigarettes as only form of tob (See comment above)..... | 6040 | 10.41 |
| 2 = Used both cigarettes and other tob prod (See comment above)..... | 1369 | 2.36 |
| 3 = Used tobacco product but not cigarettes (See comment above) | 2147 | 3.70 |
| 4 = Did not use tobacco products in the past month (Otherwise) | 48478 | 83.53 |

(CGRFLAG, CIGFLAG, PIPFLAG, SMKLSSFLAG)
TOBFLAG

Len : 1 RC-ANY TOBACCO - EVER USED

| | Freq | Pct |
|---|-------|-------|
| 0 = Never Used (All source variables = 0) | 29770 | 51.30 |
| 1 = Ever Used (Any source variable = 1) | 28264 | 48.70 |

(CGRYR, CIGYR, PIPMON, SMKLSSYR)
TOBYR

Len : 1 RC-ANY TOBACCO - PAST YEAR USE

| | Freq | Pct |
|--|-------|-------|
| 0 = Did not use in the past year (All source variables = 0)..... | 45432 | 78.29 |
| 1 = Used within the past year (Any source variable = 1)..... | 12602 | 21.71 |

(CGRMON, CIGMON, PIPMON, SMKLSSMON)
TOBMON

Len : 1 RC-ANY TOBACCO - PAST MONTH USE

| | Freq | Pct |
|--|-------|-------|
| 0 = Did not use in the past month (All source variables = 0) | 48478 | 83.53 |
| 1 = Used within the past month (Any source variable = 1) | 9556 | 16.47 |

(IRALCRC)
ALCFLAG

Len : 1 RC-ALCOHOL - EVER USED

| | Freq | Pct |
|-------------------------------------|-------|-------|
| 0 = Never used (IRALCRC = 9) | 16310 | 28.10 |
| 1 = Ever used (IRALCRC = 1-3) | 41724 | 71.90 |

(IRALCRC)
ALCYR

Len : 1 RC-ALCOHOL - PAST YEAR USE

| | Freq | Pct |
|--|-------|-------|
| 0 = Did not use in the past year (IRALCRC = 3,9) | 23250 | 40.06 |
| 1 = Used within the past year (IRALCRC = 1,2) | 34784 | 59.94 |

(IRALCRC)
ALCMON

Len : 1 RC-ALCOHOL - PAST MONTH USE

| | Freq | Pct |
|--|-------|-------|
| 0 = Did not use in the past month (IRALCRC = 2-3,9)..... | 31474 | 54.23 |
| 1 = Used within the past month (IRALCRC = 1)..... | 26560 | 45.77 |

RECODED DRUG USE

(IRMJRC)
MRJFLAG

| | | | |
|---------|-----------------------------------|-------------|------------|
| Len : 1 | RC-MARIJUANA - EVER USED | | |
| | 0 = Never used (IRMJRC = 9)..... | Freq | Pct |
| | 1 = Ever used (IRMJRC = 1-3)..... | 32504 | 56.01 |
| | | 25530 | 43.99 |

(IRMJRC)
MRJYR

| | | | |
|---------|--|-------------|------------|
| Len : 1 | RC-MARIJUANA - PAST YEAR USE | | |
| | 0 = Did not use in the past year (IRMJRC = 3,9)..... | Freq | Pct |
| | 1 = Used within the past year (IRMJRC = 1,2)..... | 45506 | 78.41 |
| | | 12528 | 21.59 |

(IRMJRC)
MRJMON

| | | | |
|---------|---|-------------|------------|
| Len : 1 | RC-MARIJUANA - PAST MONTH USE | | |
| | 0 = Did not use in the past month (IRMJRC = 2-3,9)..... | Freq | Pct |
| | 1 = Used within the past month (IRMJRC = 1)..... | 49584 | 85.44 |
| | | 8450 | 14.56 |

(IRCOCRC)
COCFLAG

| | | | |
|---------|------------------------------------|-------------|------------|
| Len : 1 | RC-COCAINE - EVER USED | | |
| | 0 = Never used (IRCOCRC = 9)..... | Freq | Pct |
| | 1 = Ever used (IRCOCRC = 1-3)..... | 51239 | 88.29 |
| | | 6795 | 11.71 |

(IRCOCRC)
COCYR

| | | | |
|---------|---|-------------|------------|
| Len : 1 | RC-COCAINE - PAST YEAR USE | | |
| | 0 = Did not use in the past year (IRCOCRC = 3,9)..... | Freq | Pct |
| | 1 = Used within the past year (IRCOCRC = 1,2)..... | 56920 | 98.08 |
| | | 1114 | 1.92 |

(IRCOCRC)
COCMON

| | | | |
|---------|--|-------------|------------|
| Len : 1 | RC-COCAINE - PAST MONTH USE | | |
| | 0 = Did not use in the past month (IRCOCRC = 2-3,9)..... | Freq | Pct |
| | 1 = Used within the past month (IRCOCRC = 1)..... | 57635 | 99.31 |
| | | 399 | 0.69 |

(IRCRKRC)
CRKFLAG

| | | | |
|---------|------------------------------------|-------------|------------|
| Len : 1 | RC-"CRACK" - EVER USED | | |
| | 0 = Never used (IRCRKRC = 9)..... | Freq | Pct |
| | 1 = Ever used (IRCRKRC = 1-3)..... | 56436 | 97.25 |
| | | 1598 | 2.75 |

(IRCRKRC)
CRKYR

| | | | |
|---------|---|-------------|------------|
| Len : 1 | RC-"CRACK" - PAST YEAR USE | | |
| | 0 = Did not use in the past year (IRCRKRC = 3,9)..... | Freq | Pct |
| | 1 = Used within the past year (IRCRKRC = 1,2)..... | 57867 | 99.71 |
| | | 167 | 0.29 |

(IRCRKRC)
CRKMON

| | | | |
|---------|--|-------------|------------|
| Len : 1 | RC-"CRACK" - PAST MONTH USE | | |
| | 0 = Did not use in the past month (IRCRKRC = 2-3,9)..... | Freq | Pct |
| | 1 = Used within the past month (IRCRKRC = 1)..... | 57954 | 99.86 |
| | | 80 | 0.14 |

(IRHERRC)
HERFLAG

| | | | |
|---------|------------------------------------|-------------|------------|
| Len : 1 | RC-HEROIN - EVER USED | | |
| | 0 = Never used (IRHERRC = 9)..... | Freq | Pct |
| | 1 = Ever used (IRHERRC = 1-3)..... | 56901 | 98.05 |
| | | 1133 | 1.95 |

RECODED DRUG USE

(IRHERRC)
HERYR

| | | | |
|---------|--|-------------|------------|
| Len : 1 | RC-HEROIN - PAST YEAR USE | | |
| | 0 = Did not use in the past year (IRHERRC = 3,9) | Freq | Pct |
| | 1 = Used within the past year (IRHERRC = 1,2) | 57827 | 99.64 |
| | | 207 | 0.36 |

(IRHERRC)
HERMON

| | | | |
|---------|--|-------------|------------|
| Len : 1 | RC-HEROIN - PAST MONTH USE | | |
| | 0 = Did not use in the past month (IRHERRC = 2-3,9)..... | Freq | Pct |
| | 1 = Used within the past month (IRHERRC = 1)..... | 57923 | 99.81 |
| | | 111 | 0.19 |

(IRHALLUCREC)
HALLUCFLAG

| | | | |
|---------|--|-------------|------------|
| Len : 1 | RC-HALLUCINOGENS - EVER USED | | |
| | 0 = Never used (IRHALLUCREC = 9)..... | Freq | Pct |
| | 1 = Ever used (IRHALLUCREC = 1-3)..... | 49033 | 84.49 |
| | | 9001 | 15.51 |

(IRHALLUCREC)
HALLUCYR

| | | | |
|---------|---|-------------|------------|
| Len : 1 | RC-HALLUCINOGENS - PAST YEAR USE | | |
| | 0 = Did not use in the past year (IRHALLUCREC = 3,9)..... | Freq | Pct |
| | 1 = Used within the past year (IRHALLUCREC = 1,2)..... | 55986 | 96.47 |
| | | 2048 | 3.53 |

(IRHALLUCREC)
HALLUCMON

| | | | |
|---------|---|-------------|------------|
| Len : 1 | RC-HALLUCINOGENS - PAST MONTH USE | | |
| | 0 = Did not use in the past month (IRHALLUCREC= 2-3,9)..... | Freq | Pct |
| | 1 = Used within the past month (IRHALLUCREC = 1) | 57486 | 99.06 |
| | | 548 | 0.94 |

(IRLSDRC)
LSDFLAG

| | | | |
|---------|------------------------------------|-------------|------------|
| Len : 1 | RC-LSD - EVER USED | | |
| | 0 = Never used (IRLSDRC = 9)..... | Freq | Pct |
| | 1 = Ever used (IRLSDRC = 1-3)..... | 52627 | 90.68 |
| | | 5407 | 9.32 |

(IRLSDRC)
LSDYR

| | | | |
|---------|---|-------------|------------|
| Len : 1 | RC-LSD - PAST YEAR USE | | |
| | 0 = Did not use in the past year (IRLSDRC = 3,9)..... | Freq | Pct |
| | 1 = Used within the past year (IRLSDRC = 1,2)..... | 57236 | 98.62 |
| | | 798 | 1.38 |

(IRLSDRC)
LSDMON

| | | | |
|---------|--|-------------|------------|
| Len : 1 | RC-LSD - PAST MONTH USE | | |
| | 0 = Did not use in the past month (IRLSDRC = 2-3,9)..... | Freq | Pct |
| | 1 = Used within the past month (IRLSDRC = 1) | 57878 | 99.73 |
| | | 156 | 0.27 |

(IRPCPRC)
PCPFLAG

| | | | |
|---------|------------------------------------|-------------|------------|
| Len : 1 | RC-PCP - EVER USED | | |
| | 0 = Never used (IRPCPRC = 9) | Freq | Pct |
| | 1 = Ever used (IRPCPRC = 1-3)..... | 57210 | 98.58 |
| | | 824 | 1.42 |

(IRPCPRC)
PCPYR

| | | | |
|---------|---|-------------|------------|
| Len : 1 | RC-PCP - PAST YEAR USE | | |
| | 0 = Did not use in the past year (IRPCPRC = 3,9)..... | Freq | Pct |
| | 1 = Used within the past year (IRPCPRC = 1,2)..... | 57997 | 99.94 |
| | | 37 | 0.06 |

RECODED DRUG USE

(IRPCPRC)
PCPMON

Len : 1 RC-PCP - PAST MONTH USE

| | Freq | Pct |
|---|-------------|------------|
| 0 = Did not use in the past month (IRPCPRC = 2-3,9) | 58022 | 99.98 |
| 1 = Used within the past month (IRPCPRC = 1)..... | 12 | 0.02 |

(IRECSTMOREC)
ECSTMFLAG

Len : 1 RC-ECSTASY - EVER USED

| | Freq | Pct |
|--|-------------|------------|
| 0 = Never used (IRECSTMOREC = 9)..... | 53453 | 92.11 |
| 1 = Ever used (IRECSTMOREC = 1-3)..... | 4581 | 7.89 |

(IRECSTMOREC)
ECSTMOYR

Len : 1 RC-ECSTASY - PAST YEAR USE

| | Freq | Pct |
|---|-------------|------------|
| 0 = Did not use in the past year (IRECSTMOREC = 3,9)..... | 57476 | 99.04 |
| 1 = Used within the past year (IRECSTMOREC = 1,2)..... | 558 | 0.96 |

(IRECSTMOREC)
ECSTMOMON

Len : 1 RC-ECSTASY - PAST MONTH USE

| | Freq | Pct |
|---|-------------|------------|
| 0 = Did not use in the past month (IRECSTMOREC= 2-3,9)..... | 57901 | 99.77 |
| 1 = Used within the past month (IRECSTMOREC = 1)..... | 133 | 0.23 |

(IRDAMTFXREC)
DAMTFXFLAG

Len : 1 RC-DMT/AMT/FOXY - EVER USED

| | Freq | Pct |
|--|-------------|------------|
| 0 = Never used (IRDAMTFXREC = 9)..... | 57210 | 98.58 |
| 1 = Ever used (IRDAMTFXREC = 1-3)..... | 824 | 1.42 |

(IRDAMTFXREC)
DAMTFXYR

Len : 1 RC-DMT/AMT/FOXY - PAST YEAR USE

| | Freq | Pct |
|---|-------------|------------|
| 0 = Did not use in the past year (IRDAMTFXREC = 3,9)..... | 57878 | 99.73 |
| 1 = Used within the past year (IRDAMTFXREC = 1,2)..... | 156 | 0.27 |

(IRDAMTFXREC)
DAMTFXMON

Len : 1 RC-DMT/AMT/FOXY - PAST MONTH USE

| | Freq | Pct |
|--|-------------|------------|
| 0 = Did not use in the past month (IRDAMTFXREC= 2-3,9) | 58009 | 99.96 |
| 1 = Used within the past month (IRDAMTFXREC = 1)..... | 25 | 0.04 |

(IRKETMINREC)
KETMINFLAG

Len : 1 RC-KETAMINE - EVER USED

| | Freq | Pct |
|---|-------------|------------|
| 0 = Never used (IRKETMINREC = 9) | 57061 | 98.32 |
| 1 = Ever used (IRKETMINREC = 1-3) | 973 | 1.68 |

(IRKETMINREC)
KETMINYR

Len : 1 RC-KETAMINE - PAST YEAR USE

| | Freq | Pct |
|--|-------------|------------|
| 0 = Did not use in the past year (IRKETMINREC = 3,9) | 57880 | 99.73 |
| 1 = Used within the past year (IRKETMINREC = 1,2) | 154 | 0.27 |

(IRKETMINREC)
KETMINMON

Len : 1 RC-KETAMINE - PAST MONTH USE

| | Freq | Pct |
|---|-------------|------------|
| 0 = Did not use in the past month (IRKETMINREC= 2-3,9)..... | 57998 | 99.94 |
| 1 = Used within the past month (IRKETMINREC = 1)..... | 36 | 0.06 |

RECODED DRUG USE

(*IRSALVIAREC*)
SALVIAFLAG

Len : 1 RC-SALVIA - EVER USED

| | Freq | Pct |
|---|-------------|------------|
| 0 = Never used (IRSALVIAREC = 9) | 56868 | 97.99 |
| 1 = Ever used (IRSALVIAREC = 1-3) | 1166 | 2.01 |

(*IRSALVIAREC*)
SALVIAYR

Len : 1 RC-SALVIA - PAST YEAR USE

| | Freq | Pct |
|--|-------------|------------|
| 0 = Did not use in the past year (IRSALVIAREC = 3,9) | 58001 | 99.94 |
| 1 = Used within the past year (IRSALVIAREC = 1,2) | 33 | 0.06 |

(*IRSALVIAREC*)
SALVIAMON

Len : 1 RC-SALVIA - PAST MONTH USE

| | Freq | Pct |
|---|-------------|------------|
| 0 = Did not use in the past month (IRSALVIAREC= 2-3,9)..... | 58026 | 99.99 |
| 1 = Used within the past month (IRSALVIAREC = 1)..... | 8 | 0.01 |

(*IRINHALREC*)
INHALFLAG

Len : 1 RC-INHALANTS - EVER USED

| | Freq | Pct |
|--|-------------|------------|
| 0 = Never used (IRINHALREC = 9)..... | 52372 | 90.24 |
| 1 = Ever used (IRINHALREC = 1-3) | 5662 | 9.76 |

(*IRINHALREC*)
INHALYR

Len : 1 RC-INHALANTS - PAST YEAR USE

| | Freq | Pct |
|---|-------------|------------|
| 0 = Did not use in the past year (IRINHALREC = 3,9) | 57329 | 98.79 |
| 1 = Used within the past year (IRINHALREC = 1,2) | 705 | 1.21 |

(*IRINHALREC*)
INHALMON

Len : 1 RC-INHALANTS - PAST MONTH USE

| | Freq | Pct |
|---|-------------|------------|
| 0 = Did not use in the past month (IRINHALREC = 2-3,9)..... | 57785 | 99.57 |
| 1 = Used within the past month (IRINHALREC = 1)..... | 249 | 0.43 |

(*IRMETHAMREC*)
METHAMFLAG

Len : 1 RC-METHAMPHETAMINE - EVER USED

| | Freq | Pct |
|---|-------------|------------|
| 0 = Never used (IRMETHAMREC = 9) | 55368 | 95.41 |
| 1 = Ever used (IRMETHAMREC = 1-3) | 2666 | 4.59 |

(*IRMETHAMREC*)
METHAMYR

Len : 1 RC-METHAMPHETAMINE - PAST YEAR USE

| | Freq | Pct |
|--|-------------|------------|
| 0 = Did not use in the past year (IRMETHAMREC = 3,9) | 57542 | 99.15 |
| 1 = Used within the past year (IRMETHAMREC = 1,2) | 492 | 0.85 |

(*IRMETHAMREC*)
METHAMMON

Len : 1 RC-METHAMPHETAMINE - PAST MONTH USE

| | Freq | Pct |
|---|-------------|------------|
| 0 = Did not use in the past month (IRMETHAMREC= 2-3,9)..... | 57735 | 99.48 |
| 1 = Used within the past month (IRMETHAMREC = 1)..... | 299 | 0.52 |

RECODED DRUG USE

NOTE: The following 16 variables refer to any use of prescription drugs. Any Use of prescription drugs is defined as either the use of one's own prescription medication as directed by a doctor or the misuse of prescription drugs. Misuse of prescription drugs is defined as use in any way not directed by a doctor, including use without a prescription of one's own medication; use in greater amounts, more often, or longer than told to take a drug; or use in any other way not directed by a doctor.

Due to potential underreporting of lifetime prescription drug use, users are cautioned against using the lifetime use or misuse of prescription pain relievers (ever used/ever misused) in analysis.

(IRPNRANYREC)
PNRANYFLAG Len : 1 RC-ANY PAIN RELIEVER - EVER USED

| | Freq | Pct |
|---|-------|-------|
| 0 = Never used (IRPNRANYREC = 9)..... | 29784 | 51.32 |
| 1 = Ever used (IRPNRANYREC = 1-2) | 28250 | 48.68 |

(IRPNRANYREC)
PNRANYR Len : 1 RC-ANY PAIN RELIEVER - PAST YEAR USE

| | Freq | Pct |
|---|-------|-------|
| 0 = Did not use in the past year (IRPNRANYREC = 2,9)..... | 45526 | 78.45 |
| 1 = Used within the past year (IRPNRANYREC = 1) | 12508 | 21.55 |

(IROXCANYR)
OXYCNANYR Len : 1 RC-OXYCONTIN - PAST YEAR USE

| | Freq | Pct |
|--|-------|-------|
| 0 = Did not use in the past year (IROXCANYR = 9) | 56790 | 97.86 |
| 1 = Used within the past year (IROXCANYR = 1) | 1244 | 2.14 |

Due to potential underreporting of lifetime prescription drug use, users are cautioned against using the lifetime use or misuse of prescription tranquilizers (ever used/ever misused) in analysis.

(IRTRQANYREC)
TRQANYFLAG Len : 1 RC-ANY TRANQUILIZERS - EVER USED

| | Freq | Pct |
|---|-------|-------|
| 0 = Never used (IRTRQANYREC = 9) | 47634 | 82.08 |
| 1 = Ever used (IRTRQANYREC = 1-2) | 10400 | 17.92 |

(IRTRQANYREC)
TRQANYR Len : 1 RC-ANY TRANQUILIZERS - PAST YEAR USE

| | Freq | Pct |
|---|-------|-------|
| 0 = Did not use in the past year (IRTRQANYREC = 2,9)..... | 52110 | 89.79 |
| 1 = Used within the past year (IRTRQANYREC = 1) | 5924 | 10.21 |

Due to potential underreporting of lifetime prescription drug use, users are cautioned against using the lifetime use or misuse of prescription stimulants (ever used/ever misused) in analysis.

(IRSTMANYREC)
STMANYFLAG Len : 1 RC-ANY STIMULANTS - EVER USED

| | Freq | Pct |
|--|-------|-------|
| 0 = Never used (IRSTMANYREC = 9)..... | 50588 | 87.17 |
| 1 = Ever used (IRSTMANYREC = 1-2)..... | 7446 | 12.83 |

(IRSTMANYREC)
STMANYR Len : 1 RC-ANY STIMULANTS - PAST YEAR USE

| | Freq | Pct |
|---|-------|-------|
| 0 = Did not use in the past year (IRSTMANYREC = 2,9)..... | 53760 | 92.64 |
| 1 = Used within the past year (IRSTMANYREC = 1)..... | 4274 | 7.36 |

Due to potential underreporting of lifetime prescription drug use, users are cautioned against using the lifetime use or misuse of prescription sedatives (ever used/ever misused) in analysis.

(IRSEDANYREC)
SEDANYFLAG Len : 1 RC-ANY SEDATIVES - EVER USED

| | Freq | Pct |
|--|-------|-------|
| 0 = Never used (IRSEDANYREC = 9)..... | 52289 | 90.10 |
| 1 = Ever used (IRSEDANYREC = 1-2)..... | 5745 | 9.90 |

RECODED DRUG USE

(IRSEDANYREC)

SEDANYYR

Len : 1 RC-ANY SEDATIVES - PAST YEAR USE

| | Freq | Pct |
|---|-------|-------|
| 0 = Did not use in the past year (IRSEDANYREC = 2,9)..... | 55556 | 95.73 |
| 1 = Used within the past year (IRSEDANYREC = 1)..... | 2478 | 4.27 |

Due to potential underreporting of lifetime prescription drug use, users are cautioned against using the lifetime any use of tranquilizers or sedatives in analysis.

(SEDANYFLAG, TRQANYFLAG)

TQSDANYFLG

Len : 1 RC-ANY TRANQUILIZERS OR SEDATIVES - EVER USED

| | Freq | Pct |
|---|-------|-------|
| 0 = Never used (Otherwise) | 45425 | 78.27 |
| 1 = Ever used (TRQANYFLAG=1 OR SEDANYFLAG=1)..... | 12609 | 21.73 |

(SEDANYYR, TRQANYYR)

TQSDANYYR

Len : 1 RC-ANY TRANQUILIZERS OR SEDATIVES - PAST YEAR USE

| | Freq | Pct |
|---|-------|-------|
| 0 = Did not use in the past year (Otherwise)..... | 50783 | 87.51 |
| 1 = Used in the past year (TRQANYYR=1 OR SEDANYYR=1)..... | 7251 | 12.49 |

The following variable for any past year use of Any Benzodiazepines, BZOANYYR, was assigned a positive response if a respondent indicated any past year use of Benzodiazepine Tranquilizers (TRBZOANYYR=1), any past year use of Benzodiazepine Sedatives (SVBZOANYYR=1), past year misuse of Benzodiazepine Tranquilizers that were specified as other Sedatives, or past year misuse of Benzodiazepine Sedatives that were specified as other Tranquilizers. This is the base variable for past year use of any Benzodiazepines imputation, IRBZOANYYR.

(SEDANYYR, SVBZOANYYR, TRBZOANYYR, TRQANYYR)

BZOANYYR

Len : 1 RC - ANY BENZODIAZEPINES - PAST YEAR USE

| | Freq | Pct |
|------------------|-------|-------|
| . = Missing..... | 57 | 0.10 |
| 0 = No..... | 53436 | 92.08 |
| 1 = Yes..... | 4541 | 7.82 |

Due to potential underreporting of lifetime prescription drug use, users are cautioned against using the lifetime use or misuse of any prescription psychotherapeutics (ever used/ever misused) in analysis.

(PNRANYFLAG, SEDANYFLAG, STMANYFLAG, TRQANYFLAG)

PSYANYFLAG

Len : 1 RC-ANY PSYCHOTHERAPEUTICS - EVER USED

| | Freq | Pct |
|--|-------|-------|
| 0 = Never used (All source variables = 0)..... | 26416 | 45.52 |
| 1 = Ever used (Any source variable = 1)..... | 31618 | 54.48 |

(PNRANYYR, SEDANYYR, STMANYYR, TRQANYYR)

PSYANYYR

Len : 1 RC-ANY PSYCHOTHERAPEUTICS - PAST YEAR USE

| | Freq | Pct |
|--|-------|-------|
| 0 = Did not use within pst year (All source variables =0)..... | 40009 | 68.94 |
| 1 = Used in past year (Any source variable = 1)..... | 18025 | 31.06 |

(HERYR, PNRANYYR)

OPIANYYR

Len : 1 RC-ANY OPIOIDS - PAST YEAR USE

| | Freq | Pct |
|--|-------|-------|
| 0 = Did not use within pst year (Otherwise)..... | 45484 | 78.37 |
| 1 = Used in past year (HERYR=1 or PNRANYYR=1)..... | 12550 | 21.63 |

(COCYR, METHAMYR, STMANYYR)

CNSANYYR

Len : 1 RC-ANY CENTRAL NERVOUS SYSTEM STIMULANTS - PAST YEAR USE

| | Freq | Pct |
|---|-------|-------|
| 0 = Did not use within pst year (Otherwise)..... | 52845 | 91.06 |
| 1 = Used in past year (STMANYYR, METHAMYR, or COCYR=1)..... | 5189 | 8.94 |

RECODED DRUG USE

NOTE: The following 25 variables refer to the misuse of prescription drugs. Misuse of prescription drugs is defined as use in any way not directed by a doctor, including use without a prescription of one's own medication; use in greater amounts, more often, or longer than told to take a drug; or use in any other way not directed by a doctor.

Due to potential underreporting of lifetime prescription drug use, users are cautioned against using the lifetime misuse of prescription pain relievers (ever misused) in analysis.

(IRPNRMREC)
PNRNMFLAG Len : 1 RC-PAIN RELIEVERS - EVER MISUSED

| | Freq | Pct |
|---|-------|-------|
| 0 = Never misused (IRPNRMREC = 9)..... | 53095 | 91.49 |
| 1 = Ever misused (IRPNRMREC = 1-3)..... | 4939 | 8.51 |

(IRPNRMREC)
PNRNMYSR Len : 1 RC-PAIN RELIEVERS - PAST YEAR MISUSE

| | Freq | Pct |
|--|-------|-------|
| 0 = Did not misuse in the past year (IRPNRMREC = 3,9)..... | 56260 | 96.94 |
| 1 = Misused within the past year (IRPNRMREC = 1,2)..... | 1774 | 3.06 |

(IRPNRMREC)
PNRNMMON Len : 1 RC-PAIN RELIEVERS - PAST MONTH MISUSE

| | Freq | Pct |
|--|-------|-------|
| 0 = Did not misuse in the pst mon (IRPNRMREC = 2-3,9)..... | 57559 | 99.18 |
| 1 = Misused within the past month (IRPNRMREC = 1)..... | 475 | 0.82 |

(IROXCNNMYR)
OXYCNNMYR Len : 1 RC-OXYCONTIN - PAST YEAR MISUSE

| | Freq | Pct |
|---|-------|-------|
| 0 = Did not misuse in the past year (IROXCNNMYR = 9)..... | 57832 | 99.65 |
| 1 = Misused within the past year (IROXCNNMYR = 1)..... | 202 | 0.35 |

Due to potential underreporting of lifetime prescription drug use, users are cautioned against using the lifetime misuse of prescription tranquilizers (ever misused) in analysis.

(IRTRQNMREC)
TRQNMFLAG Len : 1 RC-TRANQUILIZERS - EVER MISUSED

| | Freq | Pct |
|--|-------|-------|
| 0 = Never misused (IRTRQNMREC = 9)..... | 55766 | 96.09 |
| 1 = Ever misused (IRTRQNMREC = 1-3)..... | 2268 | 3.91 |

(IRTRQNMREC)
TRQNMYSR Len : 1 RC-TRANQUILIZERS - PAST YEAR MISUSE

| | Freq | Pct |
|---|-------|-------|
| 0 = Did not misuse in the past year (IRTRQNMREC = 3,9)..... | 56989 | 98.20 |
| 1 = Misused within the past year (IRTRQNMREC = 1,2)..... | 1045 | 1.80 |

(IRTRQNMREC)
TRQNMMON Len : 1 RC-TRANQUILIZERS - PAST MONTH MISUSE

| | Freq | Pct |
|---|-------|-------|
| 0 = Did not misuse in the pst mon (IRTRQNMREC = 2-3,9)..... | 57749 | 99.51 |
| 1 = Misused within the past month (IRTRQNMREC = 1)..... | 285 | 0.49 |

Due to potential underreporting of lifetime prescription drug use, users are cautioned against using the lifetime misuse of prescription stimulants (ever misused) in analysis.

(IRSTMNMREC)
STMNMFLAG Len : 1 RC-STIMULANTS - EVER MISUSED

| | Freq | Pct |
|--|-------|-------|
| 0 = Never misused (IRSTMNMREC = 9)..... | 55342 | 95.36 |
| 1 = Ever misused (IRSTMNMREC = 1-3)..... | 2692 | 4.64 |

RECODED DRUG USE

(IRSTMNMREC)
STMNMYR

| | | | |
|---------|---|-------------|------------|
| Len : 1 | RC-STIMULANTS - PAST YEAR MISUSE | | |
| | 0 = Did not misuse in the past year (IRSTMNMREC = 3,9)..... | Freq | Pct |
| | 1 = Misused within the past year (IRSTMNMREC = 1,2)..... | 56933 | 98.10 |
| | | 1101 | 1.90 |

(IRSTMNMREC)
STMNMMON

| | | | |
|---------|---|-------------|------------|
| Len : 1 | RC-STIMULANTS - PAST MONTH MISUSE | | |
| | 0 = Did not misuse in the pst mon (IRSTMNMREC = 2-3,9)..... | Freq | Pct |
| | 1 = Misused within the past month (IRSTMNMREC = 1)..... | 57675 | 99.38 |
| | | 359 | 0.62 |

Due to potential underreporting of lifetime prescription drug use, users are cautioned against using the lifetime misuse of prescription sedatives (ever misused) in analysis.

(IRSEDNMREC)
SEDNMFLAG

| | | | |
|---------|--|-------------|------------|
| Len : 1 | RC-SEDATIVES - EVER MISUSED | | |
| | 0 = Never misused (IRSEDNMREC = 9) | Freq | Pct |
| | 1 = Ever misused (IRSEDNMREC = 1-3)..... | 56869 | 97.99 |
| | | 1165 | 2.01 |

(IRSEDNMREC)
SEDNMYR

| | | | |
|---------|---|-------------|------------|
| Len : 1 | RC-SEDATIVES - PAST YEAR MISUSE | | |
| | 0 = Did not misuse in the past year (IRSEDNMREC = 3,9)..... | Freq | Pct |
| | 1 = Misused within the past year (IRSEDNMREC = 1,2)..... | 57809 | 99.61 |
| | | 225 | 0.39 |

(IRSEDNMREC)
SEDNMMON

| | | | |
|---------|--|-------------|------------|
| Len : 1 | RC-SEDATIVES - PAST MONTH MISUSE | | |
| | 0 = Did not misuse in the pst mon (IRSEDNMREC = 2-3,9) | Freq | Pct |
| | 1 = Misused within the past month (IRSEDNMREC = 1)..... | 57973 | 99.89 |
| | | 61 | 0.11 |

Due to potential underreporting of lifetime prescription drug use, users are cautioned against using the lifetime misuse of tranquilizers or sedatives (ever misused) in analysis.

(SEDNMFLAG, TRQNMFLAG)
TQSDNMFLAG

| | | | |
|---------|--|-------------|------------|
| Len : 1 | RC-TRANQUILIZERS OR SEDATIVES - EVER MISUSED | | |
| | 0 = Never misused (Otherwise)..... | Freq | Pct |
| | 1 = Ever misused (TRQNMFLAG=1 OR SEDNMFLAG=1)..... | 55341 | 95.36 |
| | | 2693 | 4.64 |

(SEDNMYR, TRQNMYR)
TQSDNMYR

| | | | |
|---------|---|-------------|------------|
| Len : 1 | RC-TRANQUILIZERS OR SEDATIVES - PAST YEAR MISUSE | | |
| | 0 = Did not misuse in the past year (Otherwise) | Freq | Pct |
| | 1 = Misused in the past year (TRQNMYR=1 OR SEDNMYR=1) | 56862 | 97.98 |
| | | 1172 | 2.02 |

(SEDNMMON, TRQNMMON)
TQSDNMMON

| | | | |
|---------|---|-------------|------------|
| Len : 1 | RC-TRANQUILIZERS OR SEDATIVES - PAST MONTH MISUSE | | |
| | 0 = Did not misuse in the past month (Otherwise)..... | Freq | Pct |
| | 1 = Misused in the past month (TRQNMMON OR SEDNMMON=1)..... | 57706 | 99.43 |
| | | 328 | 0.57 |

The following variable for any past year misuse of Any Benzodiazepines, BZONMYR, was assigned a positive response if a respondent indicated past year misuse of Benzodiazepine Tranquilizers (TRBZONMYR=1), past year misuse of Benzodiazepine Sedatives (SVBZONMYR=1), past year misuse of Benzodiazepine Tranquilizers that were specified as other Sedatives, or past year misuse of Benzodiazepine Sedatives that were specified as other Tranquilizers. This is the base variable for past year misuse of any Benzodiazepines imputation, IRBZONMYR.

(SEDNMYR, SVBZONMYR, TRBZONMYR, TRQNMYR)
BZONMYR

| | | | |
|---------|---|-------------|------------|
| Len : 1 | RC - ANY BENZODIAZEPINES - PAST YEAR MISUSE | | |
| | . = Missing | Freq | Pct |
| | 0 = No | 15 | 0.03 |
| | 1 = Yes..... | 57070 | 98.34 |
| | | 949 | 1.64 |

RECODED DRUG USE

Due to potential underreporting of lifetime prescription drug use, users are cautioned against using the lifetime misuse of any prescription psychotherapeutics (ever misused) in analysis.

(PNRNFLAG, SEDNMFLAG, STMNFLAG, TRQNMFLAG)

PSYCHFLAG Len : 1 RC-ANY PSYCHOTHERAPEUTICS - EVER MISUSED

| | Freq | Pct |
|---|-------|-------|
| 0 = Never misused (All source variables = 0)..... | 51183 | 88.19 |
| 1 = Ever misused (Any source variable = 1)..... | 6851 | 11.81 |

(PNRNMYR, SEDNMYR, STMNMYR, TRQNMYR)

PSYCHYR Len : 1 RC-ANY PSYCHOTHERAPEUTICS - PAST YEAR MISUSE

| | Freq | Pct |
|--|-------|-------|
| 0 = Did not misuse within pst year (All source variables = 0)..... | 54816 | 94.45 |
| 1 = Misused in past year (Any source variable = 1)..... | 3218 | 5.55 |

(PNRNMMON, SEDNMMON, STMNMMON, TRQNMMON)

PSYCHMON Len : 1 RC-ANY PSYCHOTHERAPEUTICS - PAST MONTH MISUSE

| | Freq | Pct |
|--|-------|-------|
| 0 = Did not misuse in past month (All source variables = 0)..... | 57036 | 98.28 |
| 1 = Misused in past month (Any source variable = 1)..... | 998 | 1.72 |

(HERYR, PNRNMYR)

OPINMYR Len : 1 RC-OPIOIDS - PAST YEAR MISUSE

| | Freq | Pct |
|--|-------|-------|
| 0 = Did not misuse in the past year (Otherwise)..... | 56176 | 96.80 |
| 1 = Misused in the past year (HERYR=1 or PNRNMYR=1)..... | 1858 | 3.20 |

(HERMON, PNRNMMON)

OPINMMON Len : 1 RC-OPIOIDS - PAST MONTH MISUSE

| | Freq | Pct |
|---|-------|-------|
| 0 = Did not misuse in the past month (Otherwise)..... | 57480 | 99.05 |
| 1 = Misused in the past month (HERMON=1 or PNRNMMON=1)..... | 554 | 0.95 |

(HERYR, PNRNMYR)

HERPNRYR Len : 1 RC-HEROIN USE AND/OR PAIN RELIEVER MISUSE - PAST YEAR

| | Freq | Pct |
|---|-------|-------|
| 1 = Heroin use and no pain rel misuse (HERYR=1 and PNRNMYR=0)..... | 84 | 0.14 |
| 2 = Pain rel misuse and no heroin use (HERYR=0 and PNRNMYR=1)..... | 1651 | 2.84 |
| 3 = Heroin use and pain rel misuse (HERYR=1 and PNRNMYR=1)..... | 123 | 0.21 |
| 4 = No heroin use and no pain rel misuse (HERYR=0 and PNRNMYR=0)..... | 56176 | 96.80 |

(COCYR, METHAMYR, STMNMYR)

CNSNMYR Len : 1 RC-CENTRAL NERVOUS SYSTEM STIMULANTS - PAST YEAR MISUSE

| | Freq | Pct |
|---|-------|-------|
| 0 = Did not misuse in the past year (Otherwise)..... | 55834 | 96.21 |
| 1 = Misused in the past year (STMNMYR, METHAMYR, or COCYR=1)..... | 2200 | 3.79 |

(COCMON, METHAMMON, STMNMMON)

CNSNMMON Len : 1 RC-CENTRAL NERVOUS SYSTEM STIMULANTS - PAST MONTH MISUSE

| | Freq | Pct |
|---|-------|-------|
| 0 = Did not misuse in the past month (Otherwise)..... | 57092 | 98.38 |
| 1 = Misused in the past month (STMNMMON, METHAMMON, or COCMON=1)..... | 942 | 1.62 |

(COCFLAG, HALLUCFLAG, HERFLAG, INHALFLAG, METHAMFLAG, MRJFLAG, PNRNMFLAG, SEDNMFLAG, STMNFLAG, TRQNMFLAG)

ILLFLAG Len : 1 RC-ANY ILLICIT DRUG - EVER USED

| | Freq | Pct |
|--|-------|-------|
| 0 = Never used (All source variables = 0)..... | 29902 | 51.52 |
| 1 = Ever used (Any source variable = 1)..... | 28132 | 48.48 |

RECODED DRUG USE

(COCYR, HALLUCYR, HERYR, INHALYR, METHAMYR, MRJYR, PNRNMYR, SEDNMYR, STMNMYR, TRQNMYSR)

ILLYR

Len : 1 RC-ANY ILLICIT DRUG - PAST YEAR USE

| | Freq | Pct |
|--|-------|-------|
| 0 = Did not use in past year (All source variables = 0)..... | 43655 | 75.22 |
| 1 = Used in past year (Any source variable = 1) | 14379 | 24.78 |

(COCOMON, HALLUCMON, HERMON, INHALMON, METHAMMON, MRJMON, PNRNMMON, SEDNMMON, STMNMMON, TRQNMMON)

ILLMON

Len : 1 RC-ANY ILLICIT DRUG - PAST MONTH USE

| | Freq | Pct |
|--|-------|-------|
| 0 = Did not use in past month (All source variables = 0) | 48767 | 84.03 |
| 1 = Used in past month (Any source variable = 1)..... | 9267 | 15.97 |

Due to potential underreporting of lifetime prescription drug use, users are cautioned against using the lifetime use of marijuana only variable in analysis. This variable may overestimate lifetime users of only marijuana.

(COCFLAG, HALLUCFLAG, HERFLAG, INHALFLAG, METHAMFLAG, MRJFLAG, PNRNMFLAG, SEDNMFLAG, STMNMFLAG, TRQNMFLAG)

MJONLYFLAG

Len : 1 RC-MARIJUANA ONLY - EVER USED

| | Freq | Pct |
|--|-------|-------|
| 0 = Never used MJ/has used both MJ & anothr illet drug | 45548 | 78.49 |
| 1 = Marijuana is only (illicit) drug ever used | 12486 | 21.51 |

(COCYR, HALLUCYR, HERYR, INHALYR, METHAMYR, MRJYR, PNRNMYR, SEDNMYR, STMNMYR, TRQNMYSR)

MJONLYYR

Len : 1 RC-MARIJUANA ONLY - PAST YEAR USE

| | Freq | Pct |
|--|-------|-------|
| 0 = MJ not used past yr/Used MJ & othr drug past yr..... | 49171 | 84.73 |
| 1 = Marijuana is only (illicit) drug in past year | 8863 | 15.27 |

(COCOMON, HALLUCMON, HERMON, INHALMON, METHAMMON, MRJMON, PNRNMMON, SEDNMMON, STMNMMON, TRQNMMON)

MJONLYMON

Len : 1 RC-MARIJUANA ONLY - PAST MONTH USE

| | Freq | Pct |
|---|-------|-------|
| 0 = MJ not used past mnth/Used MJ & othr drug past mo | 50821 | 87.57 |
| 1 = Marijuana only (illicit) drug in past month | 7213 | 12.43 |

Due to potential underreporting of lifetime prescription drug use, users are cautioned against using the lifetime use of illicit drugs other than marijuana variable in analysis. This caution does not apply to lifetime use of any illicit drug variable given it is dominated by lifetime marijuana use.

(COCFLAG, HALLUCFLAG, HERFLAG, INHALFLAG, METHAMFLAG, PSYCHFLAG)

ILLEMFLAG

Len : 1 RC-ILLICIT DRUG OTHER THAN MARIJUANA - EVER USED

| | Freq | Pct |
|--|-------|-------|
| 0 = Never used drug/used only marijuana..... | 42388 | 73.04 |
| 1 = Illicit drug except for marijuana are ever used..... | 15646 | 26.96 |

(COCYR, HALLUCYR, HERYR, INHALYR, METHAMYR, PSYCHYR)

ILLEMYR

Len : 1 RC-ILLICIT DRUG OTHER THAN MARIJUANA - PAST YEAR

| | Freq | Pct |
|--|-------|-------|
| 0 = Never used drug/used only marijuana past year..... | 52518 | 90.50 |
| 1 = Illicit drug except for marijuana used past year | 5516 | 9.50 |

(COCOMON, HALLUCMON, HERMON, INHALMON, METHAMMON, PSYCHMON)

ILLEMMON

Len : 1 RC-ILLICIT DRUG OTHER THAN MARIJUANA-PAST MONTH

| | Freq | Pct |
|---|-------|-------|
| 0 = Never used drug/used only marijuana past month..... | 55980 | 96.46 |
| 1 = Illicit drug except for marijuana used past month | 2054 | 3.54 |

(IRCDUAGE)

CDUFLAG

Len : 1 RC-CIGARETTES DAILY - EVER USED

| | Freq | Pct |
|--|-------|-------|
| 0 = Never Used/Never Used Daily (Otherwise)..... | 45391 | 78.21 |
| 1 = Ever Used (IRCDUAGE=1-90)..... | 12643 | 21.79 |

RECODED DRUG USE

(*IRCIGFM*)
DCIGMON

Len : 1 RC-PAST MONTH DAILY CIGARETTE USE

| | Freq | Pct |
|---|-------------|------------|
| 0 = Did Not Use Daily in Past Mon (IRCIGFM=1-29,91,93)..... | 53883 | 92.85 |
| 1 = Used Daily in the Past Month (IRCIGFM=30)..... | 4151 | 7.15 |

(*CDUFLAG, CIGMON*)
CDCGMO

Len : 1 RC-EVER USED CIG DAILY AND PAST MONTH CIG USE

| | Freq | Pct |
|---------------------------------------|-------------|------------|
| 0 = No (Otherwise)..... | 51996 | 89.60 |
| 1 = Yes (CDUFLAG=1 and CIGMON=1)..... | 6038 | 10.40 |

(*CDUFLAG, CIGMON*)
CDNOCGMO

Len : 1 RC-EVER USED CIG DAILY AND NO PAST MONTH CIG USE

| | Freq | Pct |
|---------------------------------------|-------------|------------|
| 0 = No (Otherwise)..... | 51429 | 88.62 |
| 1 = Yes (CDUFLAG=1 and CIGMON=0)..... | 6605 | 11.38 |

"Binge" Alcohol Use, BNGDRKMON, is defined as drinking five or more drinks on the same occasion for males or four or more drinks on the same occasion for females on at least one day in the past 30 days. For this variable, "occasion" means at the same time or within a couple hours of each other.

(*IRALCBNG30D*)
BNGDRKMON

Len : 1 RC-BINGE ALCOHOL USE PAST 30 DAYS

| | Freq | Pct |
|---|-------------|------------|
| 0 = Never/No "Binge" alc use (IRALCBNG30D = 0,91,93)..... | 45341 | 78.13 |
| 1 = "Binge" alcohol use (IRALCBNG30D = 1-30)..... | 12693 | 21.87 |

Heavy Alcohol Use, HVYDRKMON, is defined as drinking five or more drinks on the same occasion for males or four or more drinks on the same occasion for females on each of 5 or more days in the past 30 days. For this variable, "occasion" means at the same time or within a couple hours of each other. All Heavy Alcohol Users are also "Binge" Alcohol Users.

(*IRALCBNG30D*)
HVYDRKMON

Len : 1 RC-HEAVY ALCOHOL USE PAST 30 DAYS

| | Freq | Pct |
|---|-------------|------------|
| 0 = Never/No heavy alc use (IRALCBNG30D = 0-4,91,93)..... | 54497 | 93.91 |
| 1 = Heavy alcohol use (IRALCBNG30D = 5-30)..... | 3537 | 6.09 |

(*ALCFLAG, ILLFLAG, TOBFLAG*)
ILTOBALCFG

Len : 1 RC-ILLCIT DRUG, TOBACCO PRD, OR ALCOHOL - EVER USED

| | Freq | Pct |
|---|-------------|------------|
| 0 = No drug, tob, or alcohol lifetime use (Otherwise)..... | 13582 | 23.40 |
| 1 = Drg, tob or alc lifetime use (ILLFLAG, TOBFLAG or ALCFLAG=1)..... | 44452 | 76.60 |

(*ALCYR, ILLYR, TOBYR*)
ILTOBALCYR

Len : 1 RC-ILLCIT DRUG, TOBACCO PRD, OR ALCOHOL - PAST YEAR USE

| | Freq | Pct |
|--|-------------|------------|
| 0 = No drug, tob, or alcohol past yr use (Otherwise)..... | 19509 | 33.62 |
| 1 = Drug, tob, or alcohol past yr use (ILLYR, TOBYR or ALCYR=1)..... | 38525 | 66.38 |

(*ALCMON, ILLMON, TOBMON*)
ILTOBALCMN

Len : 1 RC-ILLCIT DRUG, TOBACCO PRD, OR ALC - PAST MONTH USE

| | Freq | Pct |
|--|-------------|------------|
| 0 = No drug, tob, or alc past mon use (Otherwise)..... | 26543 | 45.74 |
| 1 = Drug, tob, or alc past mon use (ILLMON, TOBMON or ALCMON=1)..... | 31491 | 54.26 |

(*ALCMON, ILLMON*)
ILLALCMON

Len : 1 RC-ILLCIT DRUG OR ALCOHOL - PAST MONTH USE

| | Freq | Pct |
|--|-------------|------------|
| 0 = No drug or alc past mon use (Otherwise)..... | 28841 | 49.70 |
| 1 = Drug or alc past mon use (ILLMON=1 or ALCMON=1)..... | 29193 | 50.30 |

RECODED DRUG USE

(ALCFLAG, TOBFLAG)

| | | | |
|------------------|---|-------------|------------|
| <u>TOBALCFLG</u> | Len : 1 RC-TOBACCO PRODUCT OR ALCOHOL - EVER USED | | |
| | 0 = No tobacco or alcohol lifetime use (Otherwise)..... | Freq | Pct |
| | 1 = Tobacco or alcohol lifetime use (TOBFLAG=1 or ALCFLAG=1)..... | 14965 | 25.79 |
| | | 43069 | 74.21 |

(ALCYR, TOBYR)

| | | | |
|-----------------|--|-------------|------------|
| <u>TOBALCYR</u> | Len : 1 RC-TOBACCO PRODUCT OR ALCOHOL - PAST YEAR USE | | |
| | 0 = No tobacco or alcohol past yr use (Otherwise)..... | Freq | Pct |
| | 1 = Tobacco or alcohol past yr use (TOBYR=1 or ALCYR=1)..... | 20945 | 36.09 |
| | | 37089 | 63.91 |

(ALCMON, TOBMON)

| | | | |
|-----------------|---|-------------|------------|
| <u>TOBALCMN</u> | Len : 1 RC-TOBACCO PRODUCT OR ALCOHOL - PAST MONTH USE | | |
| | 0 = No tob or alc past mon use (Otherwise)..... | Freq | Pct |
| | 1 = Tob or alc past mon use (TOBMON=1 or ALCMON=1)..... | 28116 | 48.45 |
| | | 29918 | 51.55 |

(ALCYR, ILLYR)

| | | | |
|------------------|---|-------------|------------|
| <u>ILLANDALC</u> | Len : 1 RC-ILLCIT DRUG AND ALCOHOL USE - PAST YEAR USE | | |
| | 0 = No drug or alc past year use (Otherwise)..... | Freq | Pct |
| | 1 = Drug and alc past year use (ILLYR=1 and ALCYR=1)..... | 45880 | 79.06 |
| | | 12154 | 20.94 |

(ALCYR, ILLYR)

| | | | |
|-----------------|---|-------------|------------|
| <u>ILLORALC</u> | Len : 1 RC-ILLCIT DRUG OR ALCOHOL USE - PAST YEAR USE | | |
| | 0 = No drug and alc past year use (Otherwise)..... | Freq | Pct |
| | 1 = Drug or alc past year use (ILLYR=1 or ALCYR=1)..... | 21025 | 36.23 |
| | | 37009 | 63.77 |

(ALCFLAG, ILLFLAG)

| | | | |
|------------------|--|-------------|------------|
| <u>ILLALCFLG</u> | Len : 1 RC-ILLCIT DRUG OR ALCOHOL - EVER USED | | |
| | 0 = No drug or alc lifetime use (Otherwise)..... | Freq | Pct |
| | 1 = Drug or alc lifetime use (ILLFLAG=1 or ALCFLAG=1)..... | 14473 | 24.94 |
| | | 43561 | 75.06 |

NOTE: The following 15 variables pertain to the use of specific hallucinogens and inhalants. These variables were revised starting with the 2021 NSDUH so that respondents with unknown lifetime use of the indicated hallucinogen or inhalant were coded as a system missing.

(HALLUCFLAG, PEYOTE)

| | | | |
|-------------------|---|-------------|------------|
| <u>PEYOTEEVER</u> | Len : 1 RC-EVER USED PEYOTE | | |
| | . = Unknown (Otherwise)..... | Freq | Pct |
| | 0 = No (PEYOTE = 2,91 or HALLUCFLAG=0)..... | 11 | 0.02 |
| | 1 = Yes (PEYOTE=1,3)..... | 57284 | 98.71 |
| | | 739 | 1.27 |

(HALLUCFLAG, MESC)

| | | | |
|-----------------|---|-------------|------------|
| <u>MESCEVER</u> | Len : 1 RC-EVER USED MESCALINE | | |
| | . = Unknown (Otherwise)..... | Freq | Pct |
| | 0 = No (MESC=2,91 or HALLUCFLAG=0)..... | 12 | 0.02 |
| | 1 = Yes (MESC=1,3)..... | 57106 | 98.40 |
| | | 916 | 1.58 |

(HALLUCFLAG, PSILCY)

| | | | |
|-------------------|---|-------------|------------|
| <u>PSILCYEVER</u> | Len : 1 RC-EVER USED PSILOCYBIN (MUSHROOMS) | | |
| | . = Unknown (Otherwise)..... | Freq | Pct |
| | 0 = No (PSILCY=2,91 or HALLUCFLAG=0)..... | 7 | 0.01 |
| | 1 = Yes (PSILCY=1,3)..... | 52281 | 90.09 |
| | | 5746 | 9.90 |

RECORDED DRUG USE

(*AMYLNIT, INHALFLAG*)

| | | | |
|-------------------|---|-------------|------------|
| <u>AMYLNIEVER</u> | Len : 1 RC-EVER INHALED AMYL NITRITE, "POPPERS", RUSH, ETC. | | |
| | . = Unknown (Otherwise)..... | Freq | Pct |
| | 0 = No (AMYLNIT=2,91 or INHALFLAG =0) | 12 | 0.02 |
| | 1 = Yes (AMYLNIT=1,3)..... | 56657 | 97.63 |
| | | 1365 | 2.35 |

(*CLEFLU, INHALFLAG*)

| | | | |
|-------------------|---|-------------|------------|
| <u>CLEFLUEVER</u> | Len : 1 RC-EVER INHALED CORRECTION FLUID, DEGREASER, ETC. | | |
| | . = Unknown (Otherwise)..... | Freq | Pct |
| | 0 = No (CLEFLU=2,91 or INHALFLAG =0)..... | 11 | 0.02 |
| | 1 = Yes (CLEFLU=1,3)..... | 57670 | 99.37 |
| | | 353 | 0.61 |

(*GAS, INHALFLAG*)

| | | | |
|----------------|---|-------------|------------|
| <u>GASEVER</u> | Len : 1 RC-EVER INHALED GASOLINE OR LIGHTER FLUID | | |
| | . = Unknown (Otherwise)..... | Freq | Pct |
| | 0 = No (GAS=2,91 or INHALFLAG =0)..... | 6 | 0.01 |
| | 1 = Yes (GAS=1,3)..... | 57322 | 98.77 |
| | | 706 | 1.22 |

(*GLUE, INHALFLAG*)

| | | | |
|-----------------|---|-------------|------------|
| <u>GLUEEVER</u> | Len : 1 RC-EVER INHALED GLUE, SHOE POLISH, OR TOLUENE | | |
| | . = Unknown (Otherwise)..... | Freq | Pct |
| | 0 = No (GLUE=2,91 or INHALFLAG =0)..... | 9 | 0.02 |
| | 1 = Yes (GLUE=1,3)..... | 57309 | 98.75 |
| | | 716 | 1.23 |

(*ETHER, INHALFLAG*)

| | | | |
|------------------|---|-------------|------------|
| <u>ETHEREVER</u> | Len : 1 RC-EVER INHALED HALOTHANE, ETHER, OR OTHER ANESTHETIC | | |
| | . = Unknown (Otherwise)..... | Freq | Pct |
| | 0 = No (ETHER=2,91 or INHALFLAG =0)..... | 9 | 0.02 |
| | 1 = Yes (ETHER=1,3)..... | 57872 | 99.72 |
| | | 153 | 0.26 |

(*INHALFLAG, SOLVENT*)

| | | | |
|-------------------|---|-------------|------------|
| <u>SOLVENEVER</u> | Len : 1 RC-EVER INHALED LACQUER THINNER, OTHER PAINT SOLVENTS | | |
| | . = Unknown (Otherwise)..... | Freq | Pct |
| | 0 = No (SOLVENT=2,91 or INHALFLAG =0)..... | 7 | 0.01 |
| | 1 = Yes (SOLVENT=1,3)..... | 57737 | 99.49 |
| | | 290 | 0.50 |

(*INHALFLAG, LGAS*)

| | | | |
|-----------------|---|-------------|------------|
| <u>LGASEVER</u> | Len : 1 RC-EVER INHALED LIGHTER GASES (BUTANE, PROPANE) | | |
| | . = Unknown (Otherwise)..... | Freq | Pct |
| | 0 = No (LGAS=2,91 or INHALFLAG =0)..... | 6 | 0.01 |
| | 1 = Yes (LGAS=1,3)..... | 57833 | 99.65 |
| | | 195 | 0.34 |

(*INHALFLAG, NITOXID*)

| | | | |
|-------------------|---|-------------|------------|
| <u>NITOXIEVER</u> | Len : 1 RC-EVER INHALED NITROUS OXIDE OR "WHIPPITS" | | |
| | . = Unknown (Otherwise)..... | Freq | Pct |
| | 0 = No (NITOXID=2,91 or INHALFLAG =0)..... | 6 | 0.01 |
| | 1 = Yes (NITOXID=1,3)..... | 55508 | 95.65 |
| | | 2520 | 4.34 |

(*FELTMARKR, INHALFLAG*)

| | | | |
|--------------------|--|-------------|------------|
| <u>FELTMRKEVER</u> | Len : 1 RC-EVER USED FELT-TIP PENS/MARKERS TO GET HIGH | | |
| | . = Unknown (Otherwise)..... | Freq | Pct |
| | 0 = No (FELTMARKR=2,91 or INHALFLAG =0)..... | 7 | 0.01 |
| | 1 = Yes (FELTMARKR=1,3)..... | 55975 | 96.45 |
| | | 2052 | 3.54 |

RECODED DRUG USE

(*INHALFLAG, SPPAINT*)

| | | | |
|---------------------|--|-------------|------------|
| <u>SPAINTEREVER</u> | Len : 1 RC-EVER INHALED SPRAY PAINTS | | |
| | . = Unknown (Otherwise)..... | Freq | Pct |
| | 0 = No (SPPAINT=2,91 or INHALFLAG =0)..... | 5 | 0.01 |
| | 1 = Yes (SPPAINT=1,3)..... | 57563 | 99.19 |
| | | 466 | 0.80 |

(*AIRDUSTER, INHALFLAG*)

| | | | |
|-------------------|--|-------------|------------|
| <u>AIRDUSEVER</u> | Len : 1 RC-EVER USED COMPUTER CLEANER/AIR DUSTER TO GET HIGH | | |
| | . = Unknown (Otherwise)..... | Freq | Pct |
| | 0 = No (AIRDUSTER=2,91 or INHALFLAG =0) | 7 | 0.01 |
| | 1 = Yes (AIRDUSTER=1,3)..... | 57321 | 98.77 |
| | | 706 | 1.22 |

(*INHALFLAG, OTHAEROS*)

| | | | |
|-------------------|---|-------------|------------|
| <u>OTHAEREVER</u> | Len : 1 RC-EVER USED OTHER AEROSOL SPRAY | | |
| | . = Unknown (Otherwise)..... | Freq | Pct |
| | 0 = No (OTHAEROS=2,91 or INHALFLAG =0)..... | 12 | 0.02 |
| | 1 = Yes (OTHAEROS=1,3)..... | 57730 | 99.48 |
| | | 292 | 0.50 |

NOTE: The following 12 variables pertain to prescription pain reliever subtype use. These variables were revised starting with the 2021 NSDUH so that respondents with unknown past year use of the specific pain reliever subtype were coded as a system missing.

The following variable for any past year use of Hydrocodone Products, RXHYDCANY, was assigned a positive response if a respondent indicated any past year use of Vicodin, Lortab, Norco, Zohydro ER, generic hydrocodone, or past year misuse of other pain relievers that contain hydrocodone. A negative response was assigned if a respondent was not a past year user of prescription pain relievers (PNRANYR=0) or if a respondent indicated no past year use of Vicodin, Lortab, Norco, Zohydro ER, and generic hydrocodone.

(*PNRANYR*)

| | | | |
|------------------|---|-------------|------------|
| <u>RXHYDCANY</u> | Len : 1 RC-HYDROCODONE PRODUCTS - ANY PAST YEAR USE | | |
| | . = Unknown (Otherwise)..... | Freq | Pct |
| | 0 = No (See comment above)..... | 118 | 0.20 |
| | 1 = Yes (See comment above)..... | 52198 | 89.94 |
| | | 5718 | 9.85 |

(*PNRANYR*)

| | | | |
|------------------|---|-------------|------------|
| <u>RXZOHYANY</u> | Len : 1 RC-ZOHYDRO ER - ANY PAST YEAR USE | | |
| | . = Unknown (Otherwise)..... | Freq | Pct |
| | 0 = No..... | 118 | 0.20 |
| | 1 = Yes..... | 57807 | 99.61 |
| | | 109 | 0.19 |

The following variable for any past year use of Oxycodone Products, RXOXCOANY, was assigned a positive response if a respondent indicated any past year use of OxyContin (OXYCNANYR=1), Percocet, Percodan, Roxicodone, or generic oxycodone, or past year misuse of other pain relievers that contain oxycodone. A negative response was assigned if a respondent was not a past year user of prescription pain relievers (PNRANYR=0) or if a respondent indicated no past year use of OxyContin (OXYCNANYR=0), Percocet, Percodan, Roxicodone, and generic oxycodone.

(*OXYCNANYR, PNRANYR*)

| | | | |
|------------------|---|-------------|------------|
| <u>RXOXCOANY</u> | Len : 1 RC-OXYCODONE PRODUCTS - ANY PAST YEAR USE | | |
| | . = Unknown (Otherwise)..... | Freq | Pct |
| | 0 = No (See comment above)..... | 113 | 0.19 |
| | 1 = Yes (See comment above)..... | 54311 | 93.58 |
| | | 3610 | 6.22 |

RECODED DRUG USE

The following variable for any past year use of Tramadol Products, RXTRAMANY, was assigned a positive response if a respondent indicated any past year use of Ultram, Ultram ER, Ultracet, generic tramadol, or generic extended-release tramadol, or past year misuse of other pain relievers that contain tramadol. A negative response was assigned if a respondent was not a past year user of prescription pain relievers (PNRANYR=0) or if a respondent indicated no past year use of Ultram, Ultram ER, Ultracet, generic tramadol, and generic extended-release tramadol.

(PNRANYR)

RXTRAMANY Len : 1 RC-TRAMADOL PRODUCTS - ANY PAST YEAR USE

| | Freq | Pct |
|----------------------------------|-------|-------|
| . = Unknown (Otherwise)..... | 120 | 0.21 |
| 0 = No (See comment above)..... | 55526 | 95.68 |
| 1 = Yes (See comment above)..... | 2388 | 4.11 |

The following variable for any past year use of Codeine Products, RXCODEANY, was assigned a positive response if a respondent indicated any past year use of Codeine, Tylenol with Codeine 3 or 4, or past year misuse of other pain relievers that contain codeine. A negative response was assigned if a respondent was not a past year user of prescription pain relievers (PNRANYR=0) or if a respondent indicated no past year use of Codeine and Tylenol with Codeine 3 or 4.

(PNRANYR)

RXCODEANY Len : 1 RC-CODEINE PRODUCTS - ANY PAST YEAR USE

| | Freq | Pct |
|----------------------------------|-------|-------|
| . = Unknown (Otherwise)..... | 106 | 0.18 |
| 0 = No (See comment above)..... | 54575 | 94.04 |
| 1 = Yes (See comment above)..... | 3353 | 5.78 |

The following variable for any past year use of Morphine Products, RXMORPANY, was assigned a positive response if a respondent indicated any past year use of Avinza, Kadian, MS Contin, generic morphine, or generic extended-release morphine, or past year misuse of other pain relievers that contain morphine. A negative response was assigned if a respondent was not a past year user of prescription pain relievers (PNRANYR=0) or if a respondent indicated no past year use of Avinza, Kadian, MS Contin, generic morphine, and generic extended-release morphine.

(PNRANYR)

RXMORPANY Len : 1 RC-MORPHINE PRODUCTS - ANY PAST YEAR USE

| | Freq | Pct |
|----------------------------------|-------|-------|
| . = Unknown (Otherwise)..... | 104 | 0.18 |
| 0 = No (See comment above)..... | 57050 | 98.30 |
| 1 = Yes (See comment above)..... | 880 | 1.52 |

The following variable for any past year use of Buprenorphine Products, RXBUPRANY, was assigned a positive response if a respondent indicated any past year use of Suboxone, or generic buprenorphine, or buprenorphine plus naloxone, or past year misuse of other pain relievers that contain buprenorphine. A negative response was assigned if a respondent was not a past year user of prescription pain relievers (PNRANYR=0) or if a respondent indicated no past year use of Suboxone, or generic buprenorphine, and buprenorphine plus naloxone.

(PNRANYR)

RXBUPRANY Len : 1 RC-BUPRENORPHINE PRODUCTS - ANY PAST YEAR USE

| | Freq | Pct |
|----------------------------------|-------|-------|
| . = Unknown (Otherwise)..... | 99 | 0.17 |
| 0 = No (See comment above)..... | 57261 | 98.67 |
| 1 = Yes (See comment above)..... | 674 | 1.16 |

The following variable for any past year use of Oxymorphone Products, RXOXYMANY, was assigned a positive response if a respondent indicated any past year use of Opana, Opana ER, generic oxymorphone, or generic extended-release oxymorphone, or past year misuse of other pain relievers that contain oxymorphone. A negative response was assigned if a respondent was not a past year user of prescription pain relievers (PNRANYR=0) or if a respondent indicated no past year use of Opana, Opana ER, generic oxymorphone, and generic extended-release oxymorphone.

(PNRANYR)

RXOXYMANY Len : 1 RC-OXYMORPHONE PRODUCTS - ANY PAST YEAR USE

| | Freq | Pct |
|----------------------------------|-------|-------|
| . = Unknown (Otherwise)..... | 101 | 0.17 |
| 0 = No (See comment above)..... | 57723 | 99.46 |
| 1 = Yes (See comment above)..... | 210 | 0.36 |

RECODED DRUG USE

The following variable for any past year use of Demerol Products, RXDEMEANY, was assigned a positive response if a respondent indicated any past year use of Demerol, or past year misuse of other pain relievers that contain demerol. A negative response was assigned if a respondent was not a past year user of prescription pain relievers (PNRANYR=0) or if a respondent indicated no past year use of Demerol.

(PNRANYR)

RXDEMEANY

Len : 1 RC-DEMOROL PRODUCTS - ANY PAST YEAR USE

| | Freq | Pct |
|-----------------------------------|-------|-------|
| . = Unknown (Otherwise)..... | 98 | 0.17 |
| 0 = No (See comment above)..... | 57839 | 99.66 |
| 1 = Yes (See comment above) | 97 | 0.17 |

The following variable for any past year use of Hydromorphone Products, RXHYDMANY, was assigned a positive response if a respondent indicated any past year use of Dilaudid or generic hydromorphone, or Exalgo or generic extended-release hydromorphone, or past year misuse of other pain relievers that contain hydromorphone. A negative response was assigned if a respondent was not a past year user of prescription pain relievers (PNRANYR=0) or if a respondent indicated no past year use of Dilaudid or generic hydromorphone and Exalgo or generic extended-release hydromorphone.

(PNRANYR)

RXHYDMANY

Len : 1 RC-HYDROMORPHONE PRODUCTS - ANY PAST YEAR USE

| | Freq | Pct |
|-----------------------------------|-------|-------|
| . = Unknown (Otherwise)..... | 98 | 0.17 |
| 0 = No (See comment above)..... | 57681 | 99.39 |
| 1 = Yes (See comment above) | 255 | 0.44 |

The following variable for any past year use of Methadone Products, RXMTDNANY, was assigned a positive response if a respondent indicated any past year use of Methadone, or past year misuse of other pain relievers that contain methadone. A negative response was assigned if a respondent was not a past year user of prescription pain relievers (PNRANYR=0) or if a respondent indicated no past year use of Methadone.

(PNRANYR)

RXMTDNANY

Len : 1 RC-METHADONE PRODUCTS - ANY PAST YEAR USE

| | Freq | Pct |
|-----------------------------------|-------|-------|
| . = Unknown (Otherwise)..... | 98 | 0.17 |
| 0 = No (See comment above)..... | 57654 | 99.35 |
| 1 = Yes (See comment above) | 282 | 0.49 |

(PNRANYR)

OTHRPNRANY

Len : 1 RC-OTHER PAIN RELIEVER- ANY PAST YEAR USE

| | Freq | Pct |
|------------------------------|-------|-------|
| . = Unknown (Otherwise)..... | 87 | 0.15 |
| 0 = No..... | 54279 | 93.53 |
| 1 = Yes..... | 3668 | 6.32 |

NOTE: The following nine variables pertain to prescription tranquilizer subtype use. These variables were revised starting with the 2021 NSDUH so that respondents with unknown past year use of the specific tranquilizer subtype were coded as a system missing.

The following variable for any past year use of Benzodiazepine Tranquilizers, RXBZOTANY, was assigned a positive response if a respondent indicated any past year use of alprazolam products (Xanax, Xanax XR, generic alprazolam, generic extended-release alprazolam), lorazepam products, generic lorazepam, clonazepam products, generic clonazepam, diazepam products, or generic diazepam), or past year misuse of other benzodiazepine tranquilizers. A negative response was assigned if a respondent was not a past year user of prescription tranquilizers (TRQANYR=0), if a respondent was not a past year user of any benzodiazepines (IRBZOANYR=0), or if a respondent indicated no past year use of alprazolam products (Xanax, Xanax XR, generic alprazolam, and generic extended-release alprazolam), lorazepam products (Ativan, generic lorazepam), clonazepam products (Klonopin and generic clonazepam), and diazepam products (Valium and generic diazepam).

(IRBZOANYR, TRQANYR)

RXBZOTANY

Len : 1 RC-BENZODIAZEPINE TRANQUILIZERS - ANY PAST YEAR USE

| | Freq | Pct |
|-----------------------------------|-------|-------|
| . = Unknown (Otherwise)..... | 39 | 0.07 |
| 0 = No (See comment above)..... | 53585 | 92.33 |
| 1 = Yes (See comment above) | 4410 | 7.60 |

RECODED DRUG USE

The following variable for any past year use of Alprazolam Products, RXALPRANY, was assigned a positive response if a respondent indicated any past year use of Xanax, Xanax XR, generic alprazolam, or generic extended-release alprazolam, or past year misuse of other tranquilizers that contain alprazolam. A negative response was assigned if a respondent was not a past year user of prescription tranquilizers (TRQANYR=0), if a respondent was not a past year user of any benzodiazepines (IRBZOANYR=0), or if a respondent indicated no past year use of Xanax, Xanax XR, generic alprazolam, and generic extended-release alprazolam.

(IRBZOANYR, TRQANYR)

RXALPRANY Len : 1 RC-ALPRAZOLEM PRODUCTS - ANY PAST YEAR USE

| | Freq | Pct |
|-----------------------------------|-------|-------|
| . = Unknown (Otherwise)..... | 41 | 0.07 |
| 0 = No (See comment above)..... | 55465 | 95.57 |
| 1 = Yes (See comment above) | 2528 | 4.36 |

The following variable for any past year use of Lorazepam Products, RXLORAANY, was assigned a positive response if a respondent indicated any past year use of Ativan, or generic lorazepam, or past year misuse of other tranquilizers that contain lorazepam. A negative response was assigned if a respondent was not a past year user of prescription tranquilizers (TRQANYR=0), if a respondent was not a past year user of any benzodiazepines (IRBZOANYR=0), or if a respondent indicated no past year use of Ativan and generic lorazepam.

(IRBZOANYR, TRQANYR)

RXLORAANY Len : 1 RC-LORAZEPAM PRODUCTS - ANY PAST YEAR USE

| | Freq | Pct |
|-----------------------------------|-------|-------|
| . = Unknown (Otherwise)..... | 42 | 0.07 |
| 0 = No (See comment above)..... | 56709 | 97.72 |
| 1 = Yes (See comment above) | 1283 | 2.21 |

The following variable for any past year use of Clonazepam Products, RXCLONANY, was assigned a positive response if a respondent indicated any past year use of Klonopin, or generic clonazepam, or past year misuse of other tranquilizers that contain clonazepam. A negative response was assigned if a respondent was not a past year user of prescription tranquilizers (TRQANYR=0), if a respondent was not a past year user of any benzodiazepines (IRBZOANYR=0), or if a respondent indicated no past year use of Klonopin and generic clonazepam.

(IRBZOANYR, TRQANYR)

RXCLONANY Len : 1 RC-CLONAZEPAM PRODUCTS - ANY PAST YEAR USE

| | Freq | Pct |
|-----------------------------------|-------|-------|
| . = Unknown (Otherwise)..... | 42 | 0.07 |
| 0 = No (See comment above)..... | 56913 | 98.07 |
| 1 = Yes (See comment above) | 1079 | 1.86 |

The following variable for any past year use of Diazepam Products, RXDIAZANY, was assigned a positive response if a respondent indicated any past year use of Valium, or generic diazepam, or past year misuse of other tranquilizers that contain diazepam. A negative response was assigned if a respondent was not a past year user of prescription tranquilizers (TRQANYR=0), if a respondent was not a past year user of any benzodiazepines (IRBZOANYR=0), or if a respondent indicated no past year use of Valium and generic diazepam.

(IRBZOANYR, TRQANYR)

RXDIAZANY Len : 1 RC-DIAZEPAM PRODUCTS - ANY PAST YEAR USE

| | Freq | Pct |
|-----------------------------------|-------|-------|
| . = Unknown (Otherwise)..... | 48 | 0.08 |
| 0 = No (See comment above)..... | 57131 | 98.44 |
| 1 = Yes (See comment above) | 855 | 1.47 |

The following variable for any past year use of Muscle Relaxants, RXMRLXANY, was assigned a positive response if a respondent indicated any past year use of cyclobenzaprine [also known as Flexeril], Soma, or past year misuse of other muscle relaxants. A negative response was assigned if a respondent was not a past year user of prescription tranquilizers (TRQANYR=0) or if a respondent indicated no past year use of cyclobenzaprine [also known as Flexeril] and Soma.

(TRQANYR)

RXMRLXANY Len : 1 RC-MUSCLE RELAXANTS - ANY PAST YEAR USE

| | Freq | Pct |
|-----------------------------------|-------|-------|
| . = Unknown (Otherwise)..... | 49 | 0.08 |
| 0 = No (See comment above)..... | 56579 | 97.49 |
| 1 = Yes (See comment above) | 1406 | 2.42 |

RECODED DRUG USE

The following variable for any past year use of Cyclobenzaprine Products, RXYCYCLANY, was assigned a positive response if a respondent indicated any past year use of Flexeril, or past year misuse of other muscle relaxants that contain cyclobenzaprine. A negative response was assigned if a respondent was not a past year user of prescription tranquilizers (TRQANYR=0) or if a respondent indicated no past year use of Flexeril.

(TRQANYR)
RXYCYCLANY

Len : 1 RC-CYCLOBENZAPRINE PRODUCTS - ANY PAST YEAR USE

| | Freq | Pct |
|----------------------------------|-------|-------|
| . = Unknown (Otherwise)..... | 49 | 0.08 |
| 0 = No (See comment above)..... | 56689 | 97.68 |
| 1 = Yes (See comment above)..... | 1296 | 2.23 |

The following variable for any past year use of Carisoprodol Products, RXSOMAANY, was assigned a positive response if a respondent indicated any past year use of Soma, or past year misuse of other muscle relaxants that contain carisoprodol. A negative response was assigned if a respondent was not a past year user of prescription tranquilizers (TRQANYR=0) or if a respondent indicated no past year use of Soma.

(TRQANYR)
RXSOMAANY

Len : 1 RC-SOMA PRODUCTS - ANY PAST YEAR USE

| | Freq | Pct |
|----------------------------------|-------|-------|
| . = Unknown (Otherwise)..... | 49 | 0.08 |
| 0 = No (See comment above)..... | 57840 | 99.67 |
| 1 = Yes (See comment above)..... | 145 | 0.25 |

(TRQANYR)
OTHRTRQANY

Len : 1 RC-OTHER TRANQUILIZER- ANY PAST YEAR USE

| | Freq | Pct |
|------------------------------|-------|-------|
| . = Unknown (Otherwise)..... | 67 | 0.12 |
| 0 = No..... | 57017 | 98.25 |
| 1 = Yes..... | 950 | 1.64 |

NOTE: The following six variables pertain to prescription stimulant subtype use. These variables were revised starting with the 2021 NSDUH so that respondents with unknown past year use of the specific stimulant subtype were coded as a system missing.

The following variable for any past year use of Amphetamine or Methylphenidate Products, RXAMMEANY, was assigned a positive response if a respondent indicated any past year use of Adderall, Adderall XR, Dexedrine, Vyvanse, generic dextroamphetamine, generic amphetamine-dextroamphetamine combinations, generic extended-release amphetamine-dextroamphetamine combinations, Ritalin, Ritalin LA, Concerta, Daytrana, Metadate CD, Metadate ER, Focalin, Focalin XR, generic methylphenidate, generic extended-release methylphenidate, generic dexmethylphenidate, or generic extended-release dexmethylphenidate, or past year misuse of other amphetamines that are prescribed for attention-deficit/hyperactivity disorder (ADHD) or other stimulants that contain methylphenidate. A negative response was assigned if a respondent was not a past year user of prescription stimulants (STMANYR=0) or if a respondent indicated no past year use of Adderall, Adderall XR, Dexedrine, Vyvanse, generic dextroamphetamine, generic amphetamine-dextroamphetamine combinations, generic extended-release amphetamine-dextroamphetamine combinations, Ritalin, Ritalin LA, Concerta, Daytrana, Metadate CD, Metadate ER, Focalin, Focalin XR, generic methylphenidate, generic extended-release methylphenidate, generic dexmethylphenidate, and generic extended-release dexmethylphenidate. Amphetamine and methylphenidate products are primarily prescribed for the treatment of attention-deficit/hyperactivity disorder (ADHD). Vyvanse® is included with amphetamine products because its active ingredient (lisdexamfetamine) is metabolized to dextroamphetamine.

(STMANYR)
RXAMMEANY

Len : 1 RC-AMPHETAMINE OR METHYLPHENIDATE PRODS - ANY PAST YEAR USE

| | Freq | Pct |
|----------------------------------|-------|-------|
| . = Unknown (Otherwise)..... | 38 | 0.07 |
| 0 = No (See comment above)..... | 54446 | 93.82 |
| 1 = Yes (See comment above)..... | 3550 | 6.12 |

RECODED DRUG USE

The following variable for any past year use of Amphetamine Products, RXAMPHANY, was assigned a positive response if a respondent indicated any past year use of Adderall, Adderall XR, Dexedrine, Vyvanse, generic dextroamphetamine, generic amphetamine-dextroamphetamine combinations, or generic extended-release amphetamine-dextroamphetamine combinations, or past year misuse of other amphetamines that are prescribed for attention-deficit/hyperactivity disorder (ADHD). A negative response was assigned if a respondent was not a past year user of prescription stimulants (STMANYR=0) or if a respondent indicated no past year use of Adderall, Adderall XR, Dexedrine, Vyvanse, generic dextroamphetamine, generic amphetamine-dextroamphetamine combinations, and generic extended-release amphetamine-dextroamphetamine combinations. Amphetamines are primarily prescribed for the treatment of attention-deficit/hyperactivity disorder (ADHD). Vyvanse® is included with amphetamine products because its active ingredient (lisdexamfetamine) is metabolized to dextroamphetamine.

(STMANYR)

RXAMPHANY Len : 1 RC-AMPHETAMINE - ANY PAST YEAR USE

| | Freq | Pct |
|----------------------------------|-------|-------|
| . = Unknown (Otherwise)..... | 40 | 0.07 |
| 0 = No (See comment above)..... | 54922 | 94.64 |
| 1 = Yes (See comment above)..... | 3072 | 5.29 |

The following variable for any past year use of Methylphenidate Products, RXMTHPANY, was assigned a positive response if a respondent indicated any past year use of Ritalin, Ritalin LA, Concerta, Daytrana, Metadate CD, Metadate ER, Focalin, Focalin XR, generic methylphenidate, generic extended-release methylphenidate, generic dexmethylphenidate, or generic extended-release dexmethylphenidate, or past year misuse of other stimulants that contain methylphenidate. A negative response was assigned if a respondent was not a past year user of prescription stimulants (STMANYR=0) or if a respondent indicated no past year use of Ritalin, Ritalin LA, Concerta, Daytrana, Metadate CD, Metadate ER, Focalin, Focalin XR, generic methylphenidate, generic extended-release methylphenidate, generic dexmethylphenidate, and generic extended-release dexmethylphenidate.

(STMANYR)

RXMTHPANY Len : 1 RC-METHYLPHENIDATE PRODUCTS - ANY PAST YEAR USE

| | Freq | Pct |
|----------------------------------|-------|-------|
| . = Unknown (Otherwise)..... | 42 | 0.07 |
| 0 = No (See comment above)..... | 57021 | 98.25 |
| 1 = Yes (See comment above)..... | 971 | 1.67 |

The following variable for any past year use of Anorectic, benzphetamine, Tenuate, diethylpropion, phendimetrazine, or phentermine, or past year misuse of other stimulants that are prescribed for weight loss. A negative response was assigned if a respondent was not a past year user of prescription stimulants (STMANYR=0) or if a respondent indicated no past year use of Didrex, benzphetamine, Tenuate, diethylpropion, phendimetrazine, and phentermine.

(STMANYR)

RXANORANY Len : 1 RC-ANORECTIC STIMULANTS - ANY PAST YEAR USE

| | Freq | Pct |
|----------------------------------|-------|-------|
| . = Unknown (Otherwise)..... | 42 | 0.07 |
| 0 = No (See comment above)..... | 57511 | 99.10 |
| 1 = Yes (See comment above)..... | 481 | 0.83 |

The following variable for any past year use of Provigil Products, RXPROVANY, was assigned a positive response if a respondent indicated any past year use of Provigil, or past year misuse of other stimulants that contain Provigil. A negative response was assigned if a respondent was not a past year user of prescription stimulants (STMANYR=0) or if a respondent indicated no past year use of Provigil.

(STMANYR)

RXPROVANY Len : 1 RC-PROVIGIL PRODUCTS- ANY PAST YEAR USE

| | Freq | Pct |
|----------------------------------|-------|-------|
| . = Unknown (Otherwise)..... | 39 | 0.07 |
| 0 = No (See comment above)..... | 57896 | 99.76 |
| 1 = Yes (See comment above)..... | 99 | 0.17 |

(STMANYR)

OTHRSTMAN Len : 1 RC-OTHER STIMULANT - ANY PAST YEAR USE

| | Freq | Pct |
|------------------------------|-------|-------|
| . = Unknown (Otherwise)..... | 41 | 0.07 |
| 0 = No..... | 57508 | 99.09 |
| 1 = Yes..... | 485 | 0.84 |

RECODED DRUG USE

NOTE: The following nine variables pertain to prescription sedative subtype use. These variables were revised starting with the 2021 NSDUH so that respondents with unknown past year use of the specific sedative subtype were coded as a system missing.

The following variable for any past year use of Zolpidem Products, RXZOLPANY, was assigned a positive response if a respondent indicated any past year use of Ambien, Ambien CR, generic zolpidem, or extended-release generic zolpidem, or past year misuse of other sedatives that contain zolpidem. A negative response was assigned if a respondent was not a past year user of prescription sedatives (SEDANYR=0) or if a respondent indicated no past year use of Ambien, Ambien CR, generic zolpidem, and extended-release generic zolpidem.

(SEDANYR)

RXZOLPANY

Len : 1 RC-ZOLPIDEM PRODUCTS - ANY PAST YEAR USE

| | Freq | Pct |
|-----------------------------------|-------|-------|
| . = Unknown (Otherwise)..... | 22 | 0.04 |
| 0 = No (See comment above)..... | 56871 | 98.00 |
| 1 = Yes (See comment above) | 1141 | 1.97 |

The following variable for any past year use of Eszopiclone Products, RXESZOANY, was assigned a positive response if a respondent indicated any past year use of Lunesta or generic eszopiclone, or past year misuse of other sedatives that contain eszopiclone. A negative response was assigned if a respondent was not a past year user of prescription sedatives (SEDANYR=0) or if a respondent indicated no past year use of Lunesta or generic eszopiclone.

(SEDANYR)

RXESZOANY

Len : 1 RC-ESZOPICLONE PRODUCTS - ANY PAST YEAR USE

| | Freq | Pct |
|-----------------------------------|-------|-------|
| . = Unknown (Otherwise)..... | 26 | 0.04 |
| 0 = No (See comment above)..... | 57799 | 99.60 |
| 1 = Yes (See comment above) | 209 | 0.36 |

The following variable for any past year use of Zaleplon Products, RXZALEANY, was assigned a positive response if a respondent indicated any past year use of Sonata or generic zaleplon, or past year misuse of other sedatives that contain zaleplon. A negative response was assigned if a respondent was not a past year user of prescription sedatives (SEDANYR=0) or if a respondent indicated no past year use of Sonata or generic zaleplon.

(SEDANYR)

RXZALEANY

Len : 1 RC-ZALEPLON PRODUCTS - ANY PAST YEAR USE

| | Freq | Pct |
|-----------------------------------|-------|-------|
| . = Unknown (Otherwise)..... | 26 | 0.04 |
| 0 = No (See comment above)..... | 57951 | 99.86 |
| 1 = Yes (See comment above) | 57 | 0.10 |

The following variable for any past year use of Benzodiazepine Sedatives, RXBZOSANY, was assigned a positive response if a respondent indicated any past year use of flurazepam [also known as Dalmane], temazepam products [Restoril, or generic temazepam], or triazolam [Halcion or generic triazolam], or past year misuse of other benzodiazepine sedatives. A negative response was assigned if a respondent was not a past year user of prescription sedatives (SEDANYR=0), if a respondent was not a past year user of any benzodiazepines (IRBZOANYR=0), or if a respondent indicated no past year use of flurazepam [also known as Dalmane], temazepam products [Restoril, and generic temazepam], and triazolam [Halcion and generic triazolam].

(IRBZOANYR, SEDANYR)

RXBZOSANY

Len : 1 RC-BENZODIAZEPINE SEDATIVES - ANY PAST YEAR USE

| | Freq | Pct |
|-----------------------------------|-------|-------|
| . = Unknown (Otherwise)..... | 20 | 0.03 |
| 0 = No (See comment above)..... | 57704 | 99.43 |
| 1 = Yes (See comment above) | 310 | 0.53 |

The following variable for any past year use of Triazolam Products, RXTRIAANY, was assigned a positive response if a respondent indicated any past year use of Halcion, or generic triazolam, or past year misuse of other sedatives that contain tirazolam. A negative response was assigned if a respondent was not a past year user of prescription sedatives (SEDANYR=0), if a respondent was not a past year user of any benzodiazepines (IRBZOANYR=0), or if a respondent indicated no past year use of Halcion and generic triazolam.

(IRBZOANYR, SEDANYR)

RXTRIAANY

Len : 1 RC-TRIAZOLAM PRODUCTS - ANY PAST YEAR USE

| | Freq | Pct |
|-----------------------------------|-------|-------|
| . = Unknown (Otherwise)..... | 21 | 0.04 |
| 0 = No (See comment above)..... | 57861 | 99.70 |
| 1 = Yes (See comment above) | 152 | 0.26 |

RECODED DRUG USE

The following variable for any past year use of Temazepam Products, RXTEMAANY, was assigned a positive response if a respondent indicated any past year use of Restoril, or generic temazepam, or past year misuse of other sedatives that contain temazepam. A negative response was assigned if a respondent was not a past year user of prescription sedatives (SEDANYR=0), if a respondent was not a past year user of any benzodiazepines (IRBZOANYR=0), or if a respondent indicated no past year use of Restoril and generic temazepam.

(IRBZOANYR, SEDANYR)

RXTEMAANY Len : 1 RC-TEMAZEPAM PRODUCTS - ANY PAST YEAR USE

| | Freq | Pct |
|----------------------------------|-------|-------|
| . = Unknown (Otherwise)..... | 20 | 0.03 |
| 0 = No (See comment above)..... | 57871 | 99.72 |
| 1 = Yes (See comment above)..... | 143 | 0.25 |

The following variable for any past year use of Flurazepam, RXFLURANY, was assigned a positive response if a respondent indicated any past year use of flurazepam [also known as Dalmane], or past year misuse of other sedatives that contain flurazepam. A negative response was assigned if a respondent was not a past year user of prescription sedatives (SEDANYR=0), if a respondent was not a past year user of any benzodiazepines (IRBZOANYR=0), or if a respondent indicated no past year use of flurazepam [also known as Dalmane].

(IRBZOANYR, SEDANYR)

RXFLURANY Len : 1 RC-FLURAZEPAM PRODUCTS - ANY PAST YEAR USE

| | Freq | Pct |
|----------------------------------|-------|-------|
| . = Unknown (Otherwise)..... | 20 | 0.03 |
| 0 = No (See comment above)..... | 57991 | 99.93 |
| 1 = Yes (See comment above)..... | 23 | 0.04 |

The following variable for any past year use of Barbiturates, RXBARBANY, was assigned a positive response if a respondent indicated any past year use of Butisol, Seconal, or phenobarbital, or past year misuse of other barbiturates. A negative response was assigned if a respondent was not a past year user of prescription sedatives (SEDANYR=0) or if a respondent indicated no past year use of Butisol, Seconal, and phenobarbita.

(SEDANYR)

RXBARBANY Len : 1 RC-BARBITUATES - ANY PAST YEAR USE

| | Freq | Pct |
|----------------------------------|-------|-------|
| . = Unknown (Otherwise)..... | 27 | 0.05 |
| 0 = No (See comment above)..... | 57888 | 99.75 |
| 1 = Yes (See comment above)..... | 119 | 0.21 |

(SEDANYR)

OTHRSEDANY Len : 1 RC-OTHER SEDATIVE - ANY PAST YEAR USE

| | Freq | Pct |
|------------------------------|-------|-------|
| . = Unknown (Otherwise)..... | 28 | 0.05 |
| 0 = No..... | 56865 | 97.99 |
| 1 = Yes..... | 1141 | 1.97 |

NOTE: The following 12 variables pertain to prescription pain reliever subtype misuse. These variables were revised starting with the 2021 NSDUH so that respondents with unknown past year misuse of the specific pain reliever subtype were coded as a system missing.

The following variable for past year misuse of Hydrocodone Products, RXHYDCMIS, was assigned a positive response if a respondent indicated past year misuse of Vicodin, Lortab, Norco, Zohydro ER, generic hydrocodone, or other pain relievers that contain hydrocodone. A negative response was assigned if a respondent was not a past year misuser of prescription pain relievers (PNRNMYR=0) or if a respondent indicated no past year misuse of Vicodin, Lortab, Norco, Zohydro ER, and generic hydrocodone.

(PNRNMYR)

RXHYDCMIS Len : 1 RC-HYDROCODONE PRODUCTS - PAST YEAR MISUSE

| | Freq | Pct |
|----------------------------------|-------|-------|
| . = Unknown (Otherwise)..... | 25 | 0.04 |
| 0 = No (See comment above)..... | 57231 | 98.62 |
| 1 = Yes (See comment above)..... | 778 | 1.34 |

(PNRNMYR)

RXZOHYMIS Len : 1 RC-ZOHYDRO ER - PAST YEAR MISUSE

| | Freq | Pct |
|------------------------------|-------|-------|
| . = Unknown (Otherwise)..... | 18 | 0.03 |
| 0 = No..... | 58000 | 99.94 |
| 1 = Yes..... | 16 | 0.03 |

RECODED DRUG USE

The following variable for past year misuse of Oxycodone Products, RXOXCOMIS, was assigned a positive response if a respondent indicated past year misuse of OxyContin (OXYCENNMYR=1), Percocet, Percodan, Roxicodone, generic oxycodone, or other pain relievers that contain oxycodone. A negative response was assigned if a respondent was not a past year misuser of prescription pain relievers (PNRNMYR=0) or if a respondent indicated no past year misuse of OxyContin (OXYCENNMYR=0), Percocet, Percodan, Roxicodone, and generic oxycodone.

(OXYCENNMYR, PNRNMYR)

RXOXCOMIS Len : 1 RC-OXYCODONE PRODUCTS - PAST YEAR MISUSE

| | Freq | Pct |
|----------------------------------|-------|-------|
| . = Unknown (Otherwise)..... | 34 | 0.06 |
| 0 = No (See comment above)..... | 57425 | 98.95 |
| 1 = Yes (See comment above)..... | 575 | 0.99 |

The following variable for past year misuse of Tramadol Products, RXTRAMMIS, was assigned a positive response if a respondent indicated past year misuse of Ultram, Ultram ER, Ultracet, generic tramadol, generic extended-release tramadol, or other pain relievers that contain tramadol. A negative response was assigned if a respondent was not a past year misuser of prescription pain relievers (PNRNMYR=0) or if a respondent indicated no past year misuse of Ultram, Ultram ER, Ultracet, generic tramadol, and generic extended-release tramadol.

(PNRNMYR)

RXTRAMMIS Len : 1 RC-TRAMADOL PRODUCTS - PAST YEAR MISUSE

| | Freq | Pct |
|----------------------------------|-------|-------|
| . = Unknown (Otherwise)..... | 31 | 0.05 |
| 0 = No (See comment above)..... | 57713 | 99.45 |
| 1 = Yes (See comment above)..... | 290 | 0.50 |

The following variable for past year misuse of Codeine Products, RXCODEMIS, was assigned a positive response if a respondent indicated past year misuse of Codeine, Tylenol with Codeine 3 or 4, or other pain relievers that contain codeine. A negative response was assigned if a respondent was not a past year misuser of prescription pain relievers (PNRNMYR=0) or if a respondent indicated no past year misuse of Codeine and Tylenol with Codeine 3 or 4.

(PNRNMYR)

RXCODEMIS Len : 1 RC-CODEINE PRODUCTS - PAST YEAR MISUSE

| | Freq | Pct |
|----------------------------------|-------|-------|
| . = Unknown (Otherwise)..... | 29 | 0.05 |
| 0 = No (See comment above)..... | 57582 | 99.22 |
| 1 = Yes (See comment above)..... | 423 | 0.73 |

The following variable for past year misuse of Morphine Products, RXMORPMIS, was assigned a positive response if a respondent indicated past year misuse of Avinza, Kadian, MS Contin, generic morphine, generic extended-release morphine, or other pain relievers that contain morphine. A negative response was assigned if a respondent was not a past year misuser of prescription pain relievers (PNRNMYR=0) or if a respondent indicated no past year misuse of Avinza, Kadian, MS Contin, generic morphine, and generic extended-release morphine.

(PNRNMYR)

RXMORPMIS Len : 1 RC-MORPHINE PRODUCTS - PAST YEAR MISUSE

| | Freq | Pct |
|----------------------------------|-------|-------|
| . = Unknown (Otherwise)..... | 21 | 0.04 |
| 0 = No (See comment above)..... | 57923 | 99.81 |
| 1 = Yes (See comment above)..... | 90 | 0.16 |

The following variable for past year misuse of Buprenorphine Products, RXBUPRMIS, was assigned a positive response if a respondent indicated past year misuse of Suboxone, generic buprenorphine, or buprenorphine plus naloxone, or other pain relievers that contain buprenorphine. A negative response was assigned if a respondent was not a past year misuser of prescription pain relievers (PNRNMYR=0) or if a respondent indicated no past year misuse of Suboxone, or generic buprenorphine, and buprenorphine plus naloxone.

(PNRNMYR)

RXBUPRMIS Len : 1 RC-BUPRENORPHINE PRODUCTS - PAST YEAR MISUSE

| | Freq | Pct |
|----------------------------------|-------|-------|
| . = Unknown (Otherwise)..... | 23 | 0.04 |
| 0 = No (See comment above)..... | 57853 | 99.69 |
| 1 = Yes (See comment above)..... | 158 | 0.27 |

RECODED DRUG USE

The following variable for past year misuse of Oxymorphone Products, RXOXYMMIS, was assigned a positive response if a respondent indicated past year misuse of Opana, Opana ER, generic oxymorphone, generic extended-release oxymorphone, or other pain relievers that contain oxymorphone. A negative response was assigned if a respondent was not a past year misuser of prescription pain relievers (PNRNMYR=0) or if a respondent indicated no past year misuse of Opana, Opana ER, generic oxymorphone, and generic extended-release oxymorphone.

(PNRNMYR)
RXOXYMMIS

| | | | |
|---------|--|-------------|------------|
| Len : 1 | RC-OXYMORPHONE PRODUCTS - PAST YEAR MISUSE | | |
| | | Freq | Pct |
| | . = Unknown (Otherwise)..... | 24 | 0.04 |
| | 0 = No (See comment above)..... | 57980 | 99.91 |
| | 1 = Yes (See comment above)..... | 30 | 0.05 |

The following variable for past year misuse of Demerol Products, RXDEMEMIS, was assigned a positive response if a respondent indicated past year misuse of Demerol, or other pain relievers that contain demerol. A negative response was assigned if a respondent was not a past year misuser of prescription pain relievers (PNRNMYR=0) or if a respondent indicated no past year misuse of Demerol.

(PNRNMYR)
RXDEMEMIS

| | | | |
|---------|--|-------------|------------|
| Len : 1 | RC-DEMEROL PRODUCTS - PAST YEAR MISUSE | | |
| | | Freq | Pct |
| | . = Unknown (Otherwise)..... | 17 | 0.03 |
| | 0 = No (See comment above)..... | 58003 | 99.95 |
| | 1 = Yes (See comment above)..... | 14 | 0.02 |

The following variable for past year misuse of Hydromorphone Products, RXHYDMMIS, was assigned a positive response if a respondent indicated past year misuse of Dilaudid or generic hydromorphone, Exalgo or generic extended-release hydromorphone, or other pain relievers that contain hydromorphone. A negative response was assigned if a respondent was not a past year misuser of prescription pain relievers (PNRNMYR=0) or if a respondent indicated no past year misuse of Dilaudid or generic hydromorphone and Exalgo or generic extended-release hydromorphone.ble for past year misuse of Hydromorphone Products, HYDMPDPYMU, was assigned a positive response if a respondent indicated past year misuse of Dilaudid or generic hydromorphone, Exalgo or generic extended-release hydromorphone, or other pain relievers that contain hydromorphone.

(PNRNMYR)
RXHYDMMIS

| | | | |
|---------|--|-------------|------------|
| Len : 1 | RC-HYDROMORPHONE PRODUCTS - PAST YEAR MISUSE | | |
| | | Freq | Pct |
| | . = Unknown (Otherwise)..... | 20 | 0.03 |
| | 0 = No (See comment above)..... | 57968 | 99.89 |
| | 1 = Yes (See comment above)..... | 46 | 0.08 |

The following variable for past year misuse of Methadone Products, RXMTDNMIS, was assigned a positive response if a respondent indicated past year misuse of Methadone, or other pain relievers that contain methadone. A negative response was assigned if a respondent was not a past year misuser of prescription pain relievers (PNRNMYR=0) or if a respondent indicated no past year misuse of Methadone.

(PNRNMYR)
RXMTDNMIS

| | | | |
|---------|--|-------------|------------|
| Len : 1 | RC-METHADONE PRODUCTS - PAST YEAR MISUSE | | |
| | | Freq | Pct |
| | . = Unknown (Otherwise)..... | 21 | 0.04 |
| | 0 = No (See comment above)..... | 57961 | 99.87 |
| | 1 = Yes (See comment above)..... | 52 | 0.09 |

RECODED DRUG USE

The following variable for the past year misuse of any other pain relievers, OTHRPNRMIS, was assigned a positive response if a respondent indicated past year misuse of any other pain relievers and the respondent did not report their only misuse of any other pain relievers in their write-in responses as containing the following: hydrocodone products, oxycodone products, tramadol products, codeine products, morphine products, fentanyl products, buprenorphine products, oxymorphone products, meperidine products, hydromorphone products, methadone products, or over-the-counter products. Codes for bad data, don't know, refused, and blank are not considered valid values. OTHRPNRMIS was assigned a negative response if a respondent was not a past year misuser of prescription pain relievers (PNRNMYR=0), if a respondent did not indicate past year misuse of any other pain relievers, or a respondent indicated their only misuse of any other pain relievers in their write-in responses as containing the following: hydrocodone products, oxycodone products, tramadol products, codeine products, morphine products, fentanyl products, buprenorphine products, oxymorphone products, meperidine products, hydromorphone products, methadone products, or over-the-counter products. If a respondent had a least one valid write-in value, the respondent would still be assigned a negative response even if the remaining write-in responses are blank.

(PNRNMYR)

OTHRPNRMIS Len : 1 RC-OTHER PAIN RELIEVER PRODUCTS - PAST YEAR MISUSE

| | Freq | Pct |
|----------------------------------|-------|-------|
| . = Unknown (Otherwise)..... | 97 | 0.17 |
| 0 = No (See comment above)..... | 57828 | 99.65 |
| 1 = Yes (See comment above)..... | 109 | 0.19 |

NOTE: The following nine variables pertain to prescription tranquilizer subtype misuse. These variables were revised starting with the 2021 NSDUH so that respondents with unknown past year misuse of the specific tranquilizer subtype were coded as a system missing.

The following variable for past year misuse of Benzodiazepine Tranquilizers, RXBZOTMIS, was assigned a positive response if a respondent indicated past year misuse of alprazolam products (Xanax, Xanax XR, generic alprazolam, generic extended-release alprazolam), lorazepam products or generic lorazepam), clonazepam products, generic clonazepam), or diazepam products, generic diazepam), or other benzodiazepine tranquilizers. A negative response was assigned if a respondent was not a past year misuser of prescription tranquilizers (TRQNMYR=0), if a respondent was not a past year misuser of any benzodiazepines (IRBZONMYR=0), or if a respondent indicated no past year misuse of alprazolam products (Xanax and Xanax XR, generic alprazolam, generic extended-release alprazolam), lorazepam products (Ativanand generic lorazepam), clonazepam products (Klonopin and generic clonazepam), and diazepam products (Valium and generic diazepam).

(IRBZONMYR, TRQNMYR)

RXBZOTMIS Len : 1 RC-BENZODIAZEPINE TRANQUILIZERS - PAST YEAR MISUSE

| | Freq | Pct |
|----------------------------------|-------|-------|
| . = Unknown (Otherwise)..... | 10 | 0.02 |
| 0 = No (See comment above)..... | 57091 | 98.38 |
| 1 = Yes (See comment above)..... | 933 | 1.61 |

The following variable for past year misuse of Alprazolam Products, RXALPRMIS, was assigned a positive response if a respondent indicated past year misuse of Xanax, Xanax XR, generic alprazolam, generic extended-release alprazolam, or other tranquilizers that contain alprazolam. A negative response was assigned if a respondent was not a past year misuser of prescription tranquilizers (TRQNMYR=0), if a respondent was not a past year misuser of any benzodiazepines (IRBZONMYR=0), or if a respondent indicated no past year misuse of Xanax, Xanax XR, generic alprazolam, and generic extended-release alprazolam.

(IRBZONMYR, TRQNMYR)

RXALPRMIS Len : 1 RC-ALPRAZOLEM PRODUCTS - PAST YEAR MISUSE

| | Freq | Pct |
|----------------------------------|-------|-------|
| . = Unknown (Otherwise)..... | 10 | 0.02 |
| 0 = No (See comment above)..... | 57313 | 98.76 |
| 1 = Yes (See comment above)..... | 711 | 1.23 |

The following variable for past year misuse of Lorazepam Products, RXLORAMIS, was assigned a positive response if a respondent indicated past year misuse of Ativan, generic lorazepam, or other tranquilizers that contain lorazepam. A negative response was assigned if a respondent was not a past year misuser of prescription tranquilizers (TRQNMYR=0), if a respondent was not a past year misuser of any benzodiazepines (IRBZONMYR=0), or if a respondent indicated no past year misuse of Ativan and generic lorazepam.

(IRBZONMYR, TRQNMYR)

RXLORAMIS Len : 1 RC-LORAZEPAM PRODUCTS - PAST YEAR MISUSE

| | Freq | Pct |
|----------------------------------|-------|-------|
| . = Unknown (Otherwise)..... | 7 | 0.01 |
| 0 = No (See comment above)..... | 57870 | 99.72 |
| 1 = Yes (See comment above)..... | 157 | 0.27 |

RECODED DRUG USE

The following variable for past year misuse of Clonazepam Products, RXCLONMIS, was assigned a positive response if a respondent indicated past year misuse of Klonopin, generic clonazepam, or other tranquilizers that contain clonazepam. A negative response was assigned if a respondent was not a past year misuser of prescription tranquilizers (TRQNMYR=0), if a respondent was not a past year misuser of any benzodiazepines (IRBZONMYR=0), or if a respondent indicated no past year misuse of Klonopin and generic clonazepam.

(IRBZONMYR, TRQNMYR)

RXCLONMIS Len : 1 RC-CLONAZEPAM PRODUCTS - PAST YEAR MISUSE

| | Freq | Pct |
|----------------------------------|-------|-------|
| . = Unknown (Otherwise)..... | 12 | 0.02 |
| 0 = No (See comment above)..... | 57800 | 99.60 |
| 1 = Yes (See comment above)..... | 222 | 0.38 |

The following variable for past year misuse of Diazepam Products, RXDIAZMIS, was assigned a positive response if a respondent indicated past year misuse of Valium, generic diazepam, or other tranquilizers that contain diazepam. A negative response was assigned if a respondent was not a past year user of prescription tranquilizers (TRQNMYR=0), if a respondent was not a past year misuser of any benzodiazepines (IRBZONMYR=0), or if a respondent indicated no past year use of Valium and generic diazepam.

(IRBZONMYR, TRQNMYR)

RXDIAZMIS Len : 1 RC-DIAZEPAM PRODUCTS - PAST YEAR MISUSE

| | Freq | Pct |
|----------------------------------|-------|-------|
| . = Unknown (Otherwise)..... | 13 | 0.02 |
| 0 = No (See comment above)..... | 57886 | 99.74 |
| 1 = Yes (See comment above)..... | 135 | 0.23 |

The following variable for past year misuse of Muscle Relaxants, RXMRLXMIS, was assigned a positive response if a respondent indicated past year misuse of cyclobenzaprine [also known as Flexeril], Soma, or other muscle relaxants. A negative response was assigned if a respondent was not a past year misuser of prescription tranquilizers (TRQNMYR=0) or if a respondent indicated no past year misuse of cyclobenzaprine [also known as Flexeril] and Soma.

(TRQNMYR)

RXMRLXMIS Len : 1 RC-MUSCLE RELAXANTS - PAST YEAR MISUSE

| | Freq | Pct |
|----------------------------------|-------|-------|
| . = Unknown (Otherwise)..... | 10 | 0.02 |
| 0 = No (See comment above)..... | 57885 | 99.74 |
| 1 = Yes (See comment above)..... | 139 | 0.24 |

The following variable for past year misuse of Cyclobenzaprine Products, RXCYCLMIS, was assigned a positive response if a respondent indicated past year misuse of Flexeril, or other muscle relaxants that contain cyclobenzaprine. A negative response was assigned if a respondent was not a past year misuser of prescription tranquilizers (TRQNMYR=0) or if a respondent indicated no past year misuse of Flexeril.

(TRQNMYR)

RXCYCLMIS Len : 1 RC-CYCLOBENZAPRINE PRODUCTS - PAST YEAR MISUSE

| | Freq | Pct |
|----------------------------------|-------|-------|
| . = Unknown (Otherwise)..... | 10 | 0.02 |
| 0 = No (See comment above)..... | 57923 | 99.81 |
| 1 = Yes (See comment above)..... | 101 | 0.17 |

The following variable for past year misuse of Carisoprodol Products, RXSOMAMIS, was assigned a positive response if a respondent indicated past year misuse of Soma, or other muscle relaxants that contain carisoprodol. A negative response was assigned if a respondent was not a past year misuser of prescription tranquilizers (TRQNMYR=0) or if a respondent indicated no past year misuse of Soma.

(TRQNMYR)

RXSOMAMIS Len : 1 RC-SOMA PRODUCTS - PAST YEAR MISUSE

| | Freq | Pct |
|----------------------------------|-------|-------|
| . = Unknown (Otherwise)..... | 5 | 0.01 |
| 0 = No (See comment above)..... | 57984 | 99.91 |
| 1 = Yes (See comment above)..... | 45 | 0.08 |

RECORDED DRUG USE

The following variable for the past year misuse of any other tranquilizers, OTHRTRQMIS, was assigned a positive response if a respondent indicated past year misuse of any other tranquilizers and the respondent did not report their only misuse of any other tranquilizers in their write-in responses as containing the following: benzodiazepine tranquilizers, muscle relaxants, or over-the-counter products. Codes for bad data, don't know, refused, and blank are not considered valid values. OTHRTRQMIS was assigned a negative response if a respondent was not a past year misuser of prescription tranquilizers (TRQNMYSR=0), if a respondent did not indicate past year misuse of any other tranquilizers, or a respondent indicated their only misuse of any other pain relievers in their write-in responses as containing the following: benzodiazepine tranquilizers, muscle relaxants, or over-the-counter products. If a respondent had a least one valid write-in value, the respondent would still be assigned a negative response even if the remaining write-in responses are blank.

(TRQNMYSR)
OTHRTRQMIS

Len : 1 RC-OTHER TRANQUILIZER PRODUCTS - PAST YEAR MISUSE

| | Freq | Pct |
|-----------------------------------|-------|-------|
| . = Unknown (Otherwise)..... | 21 | 0.04 |
| 0 = No (See comment above)..... | 57997 | 99.94 |
| 1 = Yes (See comment above) | 16 | 0.03 |

NOTE: The following six variables pertain to prescription stimulant subtype misuse. These variables were revised starting with the 2021 NSDUH so that respondents with unknown past year misuse of the specific stimulant subtype were coded as a system missing.

The following variable for past year misuse of Amphetamine or Methylphenidate Products, RXAMMEMIS, was assigned a positive response if a respondent indicated past year misuse of Adderall, Adderall XR, Dexedrine, Vyvanse, generic dextroamphetamine, generic amphetamine-dextroamphetamine combinations, generic extended-release amphetamine-dextroamphetamine combinations, Ritalin, Ritalin LA, Concerta, Daytrana, Metadate CD, Metadate ER, Focalin, Focalin XR, generic methylphenidate, generic extended-release methylphenidate, generic dexmethylphenidate, or generic extended-release dexmethylphenidate, or other amphetamine that are prescribed for attention-deficit/hyperactivity disorder (ADHD) or other stimulants that contain methylphenidate. A negative response was assigned if a respondent was not a past year misuser of prescription stimulants (STMNMYR=0) or if a respondent indicated no past year misuse of Adderall, Adderall XR, Dexedrine, Vyvanse, generic dextroamphetamine, generic amphetamine-dextroamphetamine combinations, generic extended-release amphetamine-dextroamphetamine combinations, Ritalin, Ritalin LA, Concerta, Daytrana, Metadate CD, Metadate ER, Focalin, Focalin XR, generic methylphenidate, generic extended-release methylphenidate, generic dexmethylphenidate, and generic extended-release dexmethylphenidate. Amphetamine and methylphenidate products are primarily prescribed for the treatment of attention-deficit/hyperactivity disorder (ADHD). Vyvanse® is included with amphetamine products because its active ingredient (lisdexamfetamine) is metabolized to dextroamphetamine.

(STMNMYR)
RXAMMEMIS

Len : 1 RC-AMPHETAMINE OR METHYLPHENIDATE PRODS - PAST YEAR MISUSE

| | Freq | Pct |
|-----------------------------------|-------|-------|
| . = Unknown (Otherwise)..... | 12 | 0.02 |
| 0 = No (See comment above)..... | 56974 | 98.17 |
| 1 = Yes (See comment above) | 1048 | 1.81 |

The following variable for past year misuse of Amphetamine Products, RXAMPHMIS, was assigned a positive response if a respondent indicated past year misuse of Adderall, Adderall XR, Dexedrine, Vyvanse, generic dextroamphetamine, generic amphetamine-dextroamphetamine combinations, generic extended-release amphetamine-dextroamphetamine combinations, or other amphetamines that are prescribed for attention-deficit/hyperactivity disorder (ADHD). A negative response was assigned if a respondent was not a past year misuser of prescription stimulants (STMNMYR=0) or if a respondent indicated no past year misuse of Adderall, Adderall XR, Dexedrine, Vyvanse, generic dextroamphetamine, generic amphetamine-dextroamphetamine combinations, and generic extended-release amphetamine-dextroamphetamine combinations. Amphetamines are primarily prescribed for the treatment of attention-deficit/hyperactivity disorder (ADHD). Vyvanse® is included with amphetamine products because its active ingredient (lisdexamfetamine) is metabolized to dextroamphetamine.

(STMNMYR)
RXAMPHMIS

Len : 1 RC-AMPHETAMINE - PAST YEAR MISUSE

| | Freq | Pct |
|-----------------------------------|-------|-------|
| . = Unknown (Otherwise)..... | 13 | 0.02 |
| 0 = No (See comment above)..... | 57039 | 98.29 |
| 1 = Yes (See comment above) | 982 | 1.69 |

RECORDED DRUG USE

The following variable for past year misuse of Methylphenidate Products, RXMTHPMIS, was assigned a positive response if a respondent indicated past year misuse of Ritalin, Ritalin LA, Concerta, Daytrana, Metadate CD, Metadate ER, Focalin, Focalin XR, generic methylphenidate, generic extended-release methylphenidate, generic dexamethylphenidate, generic extended-release dexamethylphenidate, or other stimulants that contain methylphenidate. A negative response was assigned if a respondent was not a past year misuser of prescription stimulants (STMNMYR=0) or if a respondent indicated no past year misuse of Ritalin, Ritalin LA, Concerta, Daytrana, Metadate CD, Metadate ER, Focalin, Focalin XR, generic methylphenidate, generic extended-release methylphenidate, generic dexamethylphenidate, and generic extended-release dexamethylphenidate.

(STMNMYR)

RXMTHPMIS

Len : 1 RC-METHYLPHENIDATE PRODUCTS - PAST YEAR MISUSE

| | Freq | Pct |
|-----------------------------------|-------|-------|
| . = Unknown (Otherwise)..... | 8 | 0.01 |
| 0 = No (See comment above)..... | 57864 | 99.71 |
| 1 = Yes (See comment above) | 162 | 0.28 |

The following variable for past year misuse of Anorectic, benzphetamine, Tenuate, diethylpropion, phendimetrazine, phentermine, or other stimulants that are prescribed for weight loss. A negative response was assigned if a respondent was not a past year misuser of prescription stimulants (STMNMYR=0) or if a respondent indicated no past year misuse of Didrex, benzphetamine, Tenuate, diethylpropion, phendimetrazine, and phentermine.

(STMNMYR)

RXANORMIS

Len : 1 RC-ANORECTIC STIMULANTS - PAST YEAR MISUSE

| | Freq | Pct |
|-----------------------------------|-------|-------|
| . = Unknown (Otherwise)..... | 8 | 0.01 |
| 0 = No (See comment above)..... | 57991 | 99.93 |
| 1 = Yes (See comment above) | 35 | 0.06 |

The following variable for past year misuse of Provigil Products, RXPROVMIS, was assigned a positive response if a respondent indicated past year misuse of Provigil, or other stimulants that contain Provigil. A negative response was assigned if a respondent was not a past year misuser of prescription stimulants (STMNMYR=0) or if a respondent indicated no past year misuse of Provigil.

(STMNMYR)

RXPROVMIS

Len : 1 RC-PROVIGIL PRODUCTS- PAST YEAR MISUSE

| | Freq | Pct |
|-----------------------------------|-------|-------|
| . = Unknown (Otherwise)..... | 5 | 0.01 |
| 0 = No (See comment above)..... | 58004 | 99.95 |
| 1 = Yes (See comment above) | 25 | 0.04 |

The following variable for the past year misuse of any other stimulants, OTHRSTMMIS, was assigned a positive response if a respondent indicated past year misuse of any other stimulants and the respondent did not report their only misuse of any other stimulants in their write-in responses as containing the following: amphetamine or methylphenidate products, anorectic (weight-loss) stimulants, modafinil products, or over-the-counter products. Codes for bad data, don't know, refused, and blank are not considered valid values. OTHRSTMMIS was assigned a negative response if a respondent was not a past year misuser of prescription stimulants (STMNMYR=0), if a respondent did not indicate past year misuse of any other stimulants, or a respondent indicated their only misuse of any other pain relievers in their write-in responses as containing the following: amphetamine or methylphenidate products, anorectic (weight-loss) stimulants, modafinil products, or over-the-counter products. If a respondent had a least one valid write-in value, the respondent would still be assigned a negative response even if the remaining write-in responses are blank.

(STMNMYR)

OTHRSTMMIS

Len : 1 RC-OTHER STIMULANT PRODUCTS - PAST YEAR MISUSE

| | Freq | Pct |
|-----------------------------------|-------|-------|
| . = Unknown (Otherwise)..... | 15 | 0.03 |
| 0 = No (See comment above)..... | 58015 | 99.97 |
| 1 = Yes (See comment above) | 4 | 0.01 |

RECODED DRUG USE

NOTE: The following nine variables pertain to prescription sedative subtype misuse. These variables were revised starting with the 2021 NSDUH so that respondents with unknown past year misuse of the specific sedative subtype were coded as a system missing.

The following variable for past year misuse of Zolpidem Products, RXZOLPMIS, was assigned a positive response if a respondent indicated past year misuse of Ambien, Ambien CR, generic zolpidem, extended-release generic zolpidem, or other sedatives that contain. A negative response was assigned if a respondent was not a past year misuser of prescription sedatives (SEDNMYR=0) or if a respondent indicated no past year misuse of Ambien, Ambien CR, generic zolpidem, and extended-release generic zolpidem.

(SEDNMYR)
RXZOLPMIS

| | | | |
|---------|---|-------------|------------|
| Len : 1 | RC-ZOLPIDEM PRODUCTS - PAST YEAR MISUSE | | |
| | . = Unknown (Otherwise)..... | Freq | Pct |
| | 0 = No (See comment above)..... | 2 | 0.00 |
| | 1 = Yes (See comment above) | 57897 | 99.76 |
| | | 135 | 0.23 |

The following variable for past year misuse of Eszopiclone Products, RXESZOMIS, was assigned a positive response if a respondent indicated past year misuse of Lunesta or generic eszopiclone, or other sedatives that contain eszopiclone. A negative response was assigned if a respondent was not a past year misuser of prescription sedatives (SEDNMYR=0) or if a respondent indicated no past year misuse of Lunesta or generic eszopiclone.

(SEDNMYR)
RXESZOMIS

| | | | |
|---------|--|-------------|------------|
| Len : 1 | RC-ESZOPICLONE PRODUCTS - PAST YEAR MISUSE | | |
| | . = Unknown (Otherwise)..... | Freq | Pct |
| | 0 = No (See comment above)..... | 4 | 0.01 |
| | 1 = Yes (See comment above) | 58017 | 99.97 |
| | | 13 | 0.02 |

Note: The following variable for the past year misuse of any other sedatives, OTHRSEDMIS2, is based on the edited variable for the misuse of any other sedatives as well as the write-in data for the specific other sedatives that respondents specified that they misused in the past year. OTHRSEDMIS2 was assigned a positive response if a respondent indicated past year misuse of any other sedatives and the respondent did not report their only misuse of any other sedatives in their write-in responses as containing the following: zolpidem products, eszopiclone products, benzodiazepine sedatives, barbiturates, or over-the-counter products. OTHRSEDMIS2 was assigned a negative response if a respondent was not a past year misuser of prescription sedatives (SEDNMYR=0), if a respondent did not indicate past year misuse of any other sedatives, or a respondent indicated their only misuse of any other sedatives in their write-in responses as containing the following: zolpidem products, eszopiclone products, benzodiazepine sedatives, barbiturates, or over-the-counter products.

(SEDNMYR)
OTHRSEDMIS2

| | | | |
|---------|---|-------------|------------|
| Len : 1 | RC-OTHER SEDATIVE PRODUCTS - PAST YEAR MISUSE | | |
| | . = Unknown (Otherwise)..... | Freq | Pct |
| | 0 = No (See comment above)..... | 17 | 0.03 |
| | 1 = Yes (See comment above) | 57975 | 99.90 |
| | | 42 | 0.07 |

The following variable for past year misuse of Benzodiazepine Sedatives, RXBZOSMIS, was assigned a positive response if a respondent indicated past year misuse of flurazepam [also known as Dalmane], temazepam products [Restoril or generic temazepam], or triazolam [Halcion, generic triazolam], or other benzodiazepine sedatives. A negative response was assigned if a respondent was not a past year user of prescription sedatives (SEDNMYR=0), if a respondent was not a past year user of any benzodiazepines (IRBZONMYR=0), or if a respondent indicated no past year use of flurazepam [also known as Dalmane], temazepam products [Restoril and generic temazepam], and triazolam [Halcion and generic triazolam].

(IRBZONMYR, SEDNMYR)
RXBZOSMIS

| | | | |
|---------|--|-------------|------------|
| Len : 1 | RC-BENZODIAZEPINE SEDATIVES - PAST YEAR MISUSE | | |
| | . = Unknown (Otherwise)..... | Freq | Pct |
| | 0 = No (See comment above)..... | 3 | 0.01 |
| | 1 = Yes (See comment above) | 58000 | 99.94 |
| | | 31 | 0.05 |

RECODED DRUG USE

The following variable for past year misuse of Barbiturates, RXBARBMIS, was assigned a positive response if a respondent indicated past year misuse of Butisol, Seconal, phenobarbital, or other specific write-in barbiturates. A negative response was assigned if a respondent was not a past year misuser of prescription sedatives (SEDNMYR=0) or if a respondent indicated no past year misuse of Butisol, Seconal, and phenobarbital.

(SEDNMYR)
RXBARBMIS

| Len : 1 RC-BARBITURATES - PAST YEAR MISUSE | | Freq | Pct |
|--|--------------------------------|-------------|------------|
| . | = Unknown (Otherwise)..... | 4 | 0.01 |
| 0 | = No (See comment above)..... | 58016 | 99.97 |
| 1 | = Yes (See comment above)..... | 14 | 0.02 |

(IRALCFY)
ALCYDAYS

| Len : 1 RC-# OF DAYS USED ALCOHOL IN PAST YEAR | | Freq | Pct |
|--|---|-------------|------------|
| 1 | = 1-11 Days (IRALCFY=1-11)..... | 8180 | 14.10 |
| 2 | = 12-49 Days (IRALCFY=12-49)..... | 9233 | 15.91 |
| 3 | = 50-99 Days (IRALCFY=50-99)..... | 5157 | 8.89 |
| 4 | = 100-299 Days (IRALCFY=100-299)..... | 10138 | 17.47 |
| 5 | = 300-365 Days (IRALCFY=300-365)..... | 2076 | 3.58 |
| 6 | = Non User or No Past Year Use (IRALCFY=991,993)..... | 23250 | 40.06 |

(IRMJFY)
MRJYDAYS

| Len : 1 RC-# OF DAYS USED MARIJUANA IN PAST YEAR | | Freq | Pct |
|--|--|-------------|------------|
| 1 | = 1-11 Days (IRMJFY=1-11)..... | 3473 | 5.98 |
| 2 | = 12-49 Days (IRMJFY=12-49)..... | 2039 | 3.51 |
| 3 | = 50-99 Days (IRMJFY=50-99)..... | 1057 | 1.82 |
| 4 | = 100-299 Days (IRMJFY=100-299)..... | 2889 | 4.98 |
| 5 | = 300-365 Days (IRMJFY=300-365)..... | 3070 | 5.29 |
| 6 | = Non User or No Past Year Use (IRMJFY=991,993)..... | 45506 | 78.41 |

(IRCOCFY)
COCYDAYS

| Len : 1 RC-# OF DAYS USED COCAINE IN PAST YEAR | | Freq | Pct |
|--|---|-------------|------------|
| 1 | = 1-11 Days (IRCOCFY=1-11)..... | 678 | 1.17 |
| 2 | = 12-49 Days (IRCOCFY=12-49)..... | 212 | 0.37 |
| 3 | = 50-99 Days (IRCOCFY=50-99)..... | 94 | 0.16 |
| 4 | = 100-299 Days (IRCOCFY=100-299)..... | 101 | 0.17 |
| 5 | = 300-365 Days (IRCOCFY=300-365)..... | 29 | 0.05 |
| 6 | = Non User or No Past Year Use (IRCOCFY=991,993)..... | 56920 | 98.08 |

(IRCRKFY)
CRKYDAYS

| Len : 1 RC-# OF DAYS USED CRACK IN PAST YEAR | | Freq | Pct |
|--|---|-------------|------------|
| 1 | = 1-11 Days (IRCRKFY=1-11)..... | 61 | 0.11 |
| 2 | = 12-49 Days (IRCRKFY=12-49)..... | 34 | 0.06 |
| 3 | = 50-99 Days (IRCRKFY=50-99)..... | 18 | 0.03 |
| 4 | = 100-299 Days (IRCRKFY=100-299)..... | 35 | 0.06 |
| 5 | = 300-365 Days (IRCRKFY=300-365)..... | 19 | 0.03 |
| 6 | = Non User or No Past Year Use (IRCRKFY=991,993)..... | 57867 | 99.71 |

(IRHERFY)
HERYDAYS

| Len : 1 RC-# OF DAYS USED HEROIN IN PAST YEAR | | Freq | Pct |
|---|---|-------------|------------|
| 1 | = 1-11 Days (IRHERFY=1-11)..... | 39 | 0.07 |
| 2 | = 12-49 Days (IRHERFY=12-49)..... | 39 | 0.07 |
| 3 | = 50-99 Days (IRHERFY=50-99)..... | 24 | 0.04 |
| 4 | = 100-299 Days (IRHERFY=100-299)..... | 47 | 0.08 |
| 5 | = 300-365 Days (IRHERFY=300-365)..... | 58 | 0.10 |
| 6 | = Non User or No Past Year Use (IRHERFY=991,993)..... | 57827 | 99.64 |

RECORDED DRUG USE

(IRHALLUCYFQ)
HALLNDAYYR

Len : 1 RC-# OF DAYS USED HALLUCINOGENS IN PAST YEAR

| | Freq | Pct |
|---|-------------|------------|
| 1 = 1-11 Days (IRHALLUCYFQ=1-11)..... | 1605 | 2.77 |
| 2 = 12-49 Days (IRHALLUCYFQ=12-49)..... | 291 | 0.50 |
| 3 = 50-99 Days (IRHALLUCYFQ=50-99)..... | 82 | 0.14 |
| 4 = 100-299 Days (IRHALLUCYFQ=100-299)..... | 58 | 0.10 |
| 5 = 300-365 Days (IRHALLUCYFQ=300-365)..... | 12 | 0.02 |
| 6 = Non User or No Past Year Use (IRHALLUCYFQ=991,993)..... | 55986 | 96.47 |

(IRINHLYFQ)
INHNDAYYR

Len : 1 RC-# OF DAYS USED INHALANTS IN PAST YEAR

| | Freq | Pct |
|---|-------------|------------|
| 1 = 1-11 Days (IRINHLYFQ=1-11)..... | 397 | 0.68 |
| 2 = 12-49 Days (IRINHLYFQ=12-49)..... | 157 | 0.27 |
| 3 = 50-99 Days (IRINHLYFQ=50-99)..... | 60 | 0.10 |
| 4 = 100-299 Days (IRINHLYFQ=100-299)..... | 85 | 0.15 |
| 5 = 300-365 Days (IRINHLYFQ=300-365)..... | 6 | 0.01 |
| 6 = Non User or No Past Year Use (IRINHLYFQ=991,993)..... | 57329 | 98.79 |

(IRMETHAMYFQ)
METHNDAYYR

Len : 1 RC-# OF DAYS USED METHAMPHETAMINE IN PAST YEAR

| | Freq | Pct |
|---|-------------|------------|
| 1 = 1-11 Days (IRMETHAMYFQ=1-11)..... | 107 | 0.18 |
| 2 = 12-49 Days (IRMETHAMYFQ=12-49)..... | 60 | 0.10 |
| 3 = 50-99 Days (IRMETHAMYFQ=50-99)..... | 45 | 0.08 |
| 4 = 100-299 Days (IRMETHAMYFQ=100-299)..... | 165 | 0.28 |
| 5 = 300-365 Days (IRMETHAMYFQ=300-365)..... | 115 | 0.20 |
| 6 = Non User or No Past Year Use (IRMETHAMYFQ=991,993)..... | 57542 | 99.15 |

(IRCIGFM)
CIGMDAYS

Len : 1 RC-# OF DAYS USED CIGARETTES IN PAST MONTH

| | Freq | Pct |
|--|-------------|------------|
| 1 = 1-2 Days (IRCIGFM=1-2)..... | 1017 | 1.75 |
| 2 = 3-5 Days (IRCIGFM=3-5)..... | 600 | 1.03 |
| 3 = 6-19 Days (IRCIGFM=6-19)..... | 897 | 1.55 |
| 4 = 20-29 Days (IRCIGFM=20-29)..... | 744 | 1.28 |
| 5 = 30 Days (IRCIGFM=30)..... | 4151 | 7.15 |
| 6 = Non User or No Past Month Use (IRCIGFM=91,93)..... | 50625 | 87.23 |

(IRCGRFM)
CGRMDAYS

Len : 1 RC-# OF DAYS USED CIGARS IN PAST MONTH

| | Freq | Pct |
|--|-------------|------------|
| 1 = 1-2 Days (IRCGRFM=1-2)..... | 952 | 1.64 |
| 2 = 3-5 Days (IRCGRFM=3-5)..... | 347 | 0.60 |
| 3 = 6-19 Days (IRCGRFM=6-19)..... | 347 | 0.60 |
| 4 = 20-30 Days (IRCGRFM=20-30)..... | 454 | 0.78 |
| 5 = Non User or No Past Month Use (IRCGRFM=91,93)..... | 55934 | 96.38 |

(IRSMKLSS30N)
SMKLSMDAYS

Len : 1 RC-# OF DAYS USED SMOKELESS TOBACCO IN PAST MONTH

| | Freq | Pct |
|--|-------------|------------|
| 1 = 1-2 Days (IRSMKLSS30N=1-2)..... | 227 | 0.39 |
| 2 = 3-5 Days (IRSMKLSS30N=3-5)..... | 170 | 0.29 |
| 3 = 6-19 Days (IRSMKLSS30N=6-19)..... | 239 | 0.41 |
| 4 = 20-30 Days (IRSMKLSS30N=20-30)..... | 796 | 1.37 |
| 5 = Non User or No Past Month Use (IRSMKLSS30N=91,93)..... | 56602 | 97.53 |

(IRALCFM)
ALCMDAYS

Len : 1 RC-# OF DAYS USED ALCOHOL IN PAST MONTH

| | Freq | Pct |
|--|-------------|------------|
| 1 = 1-2 Days (IRALCFM=1-2)..... | 7897 | 13.61 |
| 2 = 3-5 Days (IRALCFM=3-5)..... | 6911 | 11.91 |
| 3 = 6-19 Days (IRALCFM=6-19)..... | 7872 | 13.56 |
| 4 = 20-30 Days (IRALCFM=20-30)..... | 3880 | 6.69 |
| 5 = Non User or No Past Month Use (IRALCFM=91,93)..... | 31474 | 54.23 |

RECORDED DRUG USE

(IRMJFM)
MRJMDAYS

| Len : 1 RC-# OF DAYS USED MARIJUANA IN PAST MONTH | | Freq | Pct |
|---|--|-------------|------------|
| 1 = 1-2 Days (IRMJFM=1-2)..... | | 1667 | 2.87 |
| 2 = 3-5 Days (IRMJFM=3-5)..... | | 1157 | 1.99 |
| 3 = 6-19 Days (IRMJFM=6-19)..... | | 1633 | 2.81 |
| 4 = 20-30 Days (IRMJFM=20-30)..... | | 3993 | 6.88 |
| 5 = Non User or No Past Month Use (IRMJFM=91,93)..... | | 49584 | 85.44 |

(IRCOCFM)
COCMDAYS

| Len : 1 RC-# OF DAYS USED COCAINE IN PAST MONTH | | Freq | Pct |
|--|--|-------------|------------|
| 1 = 1-2 Days (IRCOCFM=1-2)..... | | 212 | 0.37 |
| 2 = 3-5 Days (IRCOCFM=3-5)..... | | 87 | 0.15 |
| 3 = 6-19 Days (IRCOCFM=6-19)..... | | 58 | 0.10 |
| 4 = 20-30 Days (IRCOCFM=20-30)..... | | 42 | 0.07 |
| 5 = Non User or No Past Month Use (IRCOCFM=91,93)..... | | 57635 | 99.31 |

(IRCRKFM)
CRKMDAYS

| Len : 1 RC-# OF DAYS USED CRACK IN PAST MONTH | | Freq | Pct |
|--|--|-------------|------------|
| 1 = 1-2 Days (IRCRKFM=1-2)..... | | 21 | 0.04 |
| 2 = 3-5 Days (IRCRKFM=3-5)..... | | 18 | 0.03 |
| 3 = 6-19 Days (IRCRKFM=6-19)..... | | 22 | 0.04 |
| 4 = 20-30 Days (IRCRKFM=20-30)..... | | 19 | 0.03 |
| 5 = Non User or No Past Month Use (IRCRKFM=91,93)..... | | 57954 | 99.86 |

(IRHERFM)
HERMDAYS

| Len : 1 RC-# OF DAYS USED HEROIN IN PAST MONTH | | Freq | Pct |
|--|--|-------------|------------|
| 1 = 1-2 Days (IRHERFM=1-2)..... | | 14 | 0.02 |
| 2 = 3-5 Days (IRHERFM=3-5)..... | | 13 | 0.02 |
| 3 = 6-19 Days (IRHERFM=6-19)..... | | 13 | 0.02 |
| 4 = 20-30 Days (IRHERFM=20-30)..... | | 71 | 0.12 |
| 5 = Non User or No Past Month Use (IRHERFM=91,93)..... | | 57923 | 99.81 |

(IRHALLUC30N)
HALLNDAYPM

| Len : 1 RC-# OF DAYS USED HALLUCINOGENS IN PAST MONTH | | Freq | Pct |
|--|--|-------------|------------|
| 1 = 1-2 Days (IRHALLUC30N=1-2)..... | | 429 | 0.74 |
| 2 = 3-5 Days (IRHALLUC30N=3-5)..... | | 77 | 0.13 |
| 3 = 6-19 Days (IRHALLUC30N=6-19)..... | | 30 | 0.05 |
| 4 = 20-30 Days (IRHALLUC30N=20-30)..... | | 12 | 0.02 |
| 5 = Non User or No Past Month Use (IRHALLUC30N=91,93)..... | | 57486 | 99.06 |

(IRINHAL30N)
INHNDAYPM

| Len : 1 RC-# OF DAYS USED INHALANTS IN PAST MONTH | | Freq | Pct |
|---|--|-------------|------------|
| 1 = 1-2 Days (IRINHAL30N=1-2)..... | | 117 | 0.20 |
| 2 = 3-5 Days (IRINHAL30N=3-5)..... | | 68 | 0.12 |
| 3 = 6-19 Days (IRINHAL30N=6-19)..... | | 49 | 0.08 |
| 4 = 20-30 Days (IRINHAL30N=20-30)..... | | 15 | 0.03 |
| 5 = Non User or No Past Month Use (IRINHAL30N=91,93)..... | | 57785 | 99.57 |

(IRMETHAM30N)
METHNDAYPM

| Len : 1 RC-# OF DAYS USED METHAMPHETAMINE IN PAST MONTH | | Freq | Pct |
|--|--|-------------|------------|
| 1 = 1-2 Days (IRMETHAM30N=1-2)..... | | 34 | 0.06 |
| 2 = 3-5 Days (IRMETHAM30N=3-5)..... | | 28 | 0.05 |
| 3 = 6-19 Days (IRMETHAM30N=6-19)..... | | 72 | 0.12 |
| 4 = 20-30 Days (IRMETHAM30N=20-30)..... | | 165 | 0.28 |
| 5 = Non User or No Past Month Use (IRMETHAM30N=91,93)..... | | 57735 | 99.48 |

RECORDED DRUG USE

(IRPNRNM30FQ)
PNRNDAYPM

| | | | |
|---------|---|-------------|------------|
| Len : 1 | RC-# OF DAYS MISUSED PAIN RELIEVERS IN PAST MONTH | | |
| | | Freq | Pct |
| | 1 = 1-2 Days (IRPNRNM30FQ=1-2)..... | 202 | 0.35 |
| | 2 = 3-5 Days (IRPNRNM30FQ=3-5)..... | 115 | 0.20 |
| | 3 = 6-19 Days (IRPNRNM30FQ=6-19)..... | 101 | 0.17 |
| | 4 = 20-30 Days (IRPNRNM30FQ=20-30)..... | 57 | 0.10 |
| | 5 = Non User or No Past Month Misuse (IRPNRNM30FQ=91,93)..... | 57559 | 99.18 |

(IRTRQNM30FQ)
TRQNDAYPM

| | | | |
|---------|---|-------------|------------|
| Len : 1 | RC-# OF DAYS MISUSED TRANQUILIZERS IN PAST MONTH | | |
| | | Freq | Pct |
| | 1 = 1-2 Days (IRTRQNM30FQ=1-2)..... | 139 | 0.24 |
| | 2 = 3-5 Days (IRTRQNM30FQ=3-5)..... | 79 | 0.14 |
| | 3 = 6-19 Days (IRTRQNM30FQ=6-19)..... | 51 | 0.09 |
| | 4 = 20-30 Days (IRTRQNM30FQ=20-30)..... | 16 | 0.03 |
| | 5 = Non User or No Past Month Misuse (IRTRQNM30FQ=91,93)..... | 57749 | 99.51 |

(IRSTMNM30FQ)
STMNDAYPM

| | | | |
|---------|---|-------------|------------|
| Len : 1 | RC-# OF DAYS MISUSED STIMULANTS IN PAST MONTH | | |
| | | Freq | Pct |
| | 1 = 1-2 Days (IRSTMNM30FQ=1-2)..... | 178 | 0.31 |
| | 2 = 3-5 Days (IRSTMNM30FQ=3-5)..... | 87 | 0.15 |
| | 3 = 6-19 Days (IRSTMNM30FQ=6-19)..... | 65 | 0.11 |
| | 4 = 20-30 Days (IRSTMNM30FQ=20-30)..... | 29 | 0.05 |
| | 5 = Non User or No Past Month Misuse (IRSTMNM30FQ=91,93)..... | 57675 | 99.88 |

(IRSEDNM30FQ)
SEDNDAYPM

| | | | |
|---------|---|-------------|------------|
| Len : 1 | RC-# OF DAYS MISUSED SEDATIVES IN PAST MONTH | | |
| | | Freq | Pct |
| | 1 = 1-2 Days (IRSEDNM30FQ=1-2)..... | 31 | 0.05 |
| | 2 = 3-5 Days (IRSEDNM30FQ=3-5)..... | 8 | 0.01 |
| | 3 = 6-19 Days (IRSEDNM30FQ=6-19)..... | 18 | 0.03 |
| | 4 = 20-30 Days (IRSEDNM30FQ=20-30)..... | 4 | 0.01 |
| | 5 = Non User or No Past Month Misuse (IRSEDNM30FQ=91,93)..... | 57973 | 99.89 |

(IRALCBNG30D)
BNGDRMDAYS

| | | | |
|---------|--|-------------|------------|
| Len : 1 | RC-# OF DAYS BINGE USED ALCOHOL IN PAST MONTH | | |
| | | Freq | Pct |
| | 1 = 1-2 Days (IRALCBNG30D=1-2)..... | 6832 | 11.77 |
| | 2 = 3-5 Days (IRALCBNG30D=3-5)..... | 3236 | 5.58 |
| | 3 = 6-19 Days (IRALCBNG30D=6-19)..... | 1961 | 3.38 |
| | 4 = 20-30 Days (IRALCBNG30D=20-30)..... | 664 | 1.14 |
| | 5 = Non User or No Past Month Use (IRALCBNG30D=91,93)..... | 45341 | 78.13 |

(CIG30AV, IRCIGFM)
CIGPDAY

| | | | |
|---------|---|-------------|------------|
| Len : 1 | RC-# OF CIGARETTES SMOKED PER DAY AMONG DAILY SMOKERS | | |
| | | Freq | Pct |
| | 1 = Fewer Than 6 (CIG30AV=1,2,3 and IRCIGFM=30)..... | 954 | 1.64 |
| | 2 = 6-15 (CIG30AV=4 and IRCIGFM=30)..... | 1646 | 2.84 |
| | 3 = 16-25 (CIG30AV=5 and IRCIGFM=30)..... | 1188 | 2.05 |
| | 4 = 26 or More (CIG30AV=6,7 and IRCIGFM=30)..... | 357 | 0.62 |
| | 5 = Not Reported (CIG30AV=85,94,97,98 and IRCIGFM=30)..... | 6 | 0.01 |
| | 6 = No Daily Use (CIG30AV=91,93 or IRCIGFM=1-29,91,93)..... | 53883 | 92.85 |

(CIGPDAY)
CIG1PACK

| | | | |
|---------|---|-------------|------------|
| Len : 1 | RC-SMKED 1+ PCK OF CIGS PER DAY AMNG DLY SMKERS (1/0) | | |
| | | Freq | Pct |
| | . = No daily use/not reported (CIGPDAY=5,6)..... | 53889 | 92.86 |
| | 0 = Smoked <1 pack per day (CIGPDAY=1,2)..... | 2600 | 4.48 |
| | 1 = Smoked 1+ pack per day (CIGPDAY=3,4)..... | 1545 | 2.66 |

RECODED DRUG USE

The following variable, CIGAVGD, was defined as the midpoint of the range the respondent reported as the average number of cigarettes smoked per day on the days cigarettes were smoked in the past month (CIG30AV).

(CIG30AV)
CIGAVGD

| Len : 4 RC-AVG NUMBER OF CIGARETTES SMOKED PER DAY | | Freq | Pct |
|--|--|-------|-------|
| . | = Not Used/Unknown (Otherwise)..... | 50642 | 87.26 |
| 0.5 | = Less than 1 cigarette (CIG30AV=1)..... | 774 | 1.33 |
| 1 | = 1 cigarette (CIG30AV=2)..... | 823 | 1.42 |
| 3.5 | = 2 to 5 cigarettes (CIG30AV=3)..... | 1961 | 3.38 |
| 10.5 | = 6 to 15 cigarettes (CIG30AV=4)..... | 2041 | 3.52 |
| 20.5 | = 16 to 25 cigarettes (CIG30AV=5)..... | 1348 | 2.32 |
| 30.5 | = 26 to 35 cigarettes (CIG30AV=6)..... | 314 | 0.54 |
| 50 | = More than 35 cigarettes (CIG30AV=7)..... | 131 | 0.23 |

The following variable, CIGAVGM, was defined as the product of the number of days a user smoked cigarettes in the past month (IRCIGFM) and the average number of cigarettes smoked per day on the days cigarettes were smoked in the past month (CIGAVGD).

(CIGAVGD, IRCIGFM)
CIGAVGM

| Len : 6 RC-NUMBER OF CIGARETTES SMOKED PER USER IN PAST MONTH | | Freq | Pct |
|---|--|-------|-------|
| | RANGE = 0.5 - 1500..... | 7392 | 12.74 |
| . | = Not Used/Unknown (CIGAVGD=, or IRCIGFM=91,93)..... | 50642 | 87.26 |

The following variable, ALCNUMDKPM, was defined as the product of the number of days a user consumed alcohol in the past month (IRALCFM) and the average number of drinks consumed per day on the days alcohol was used in the past month (ALCUS30D). A value of missing was assigned whenever a respondent said that they had not used alcohol in the past month (IRALCFM=91, 93 or ALCUS30D=991, 993) or the average number of drinks consumed per day on the days alcohol was used in the past month was unknown (ALCUS30D=985, 994, 997, 998) or logically assigned to 5 or more (ALCUS30D=975).

(ALCUS30D, IRALCFM)
ALCNUMDKPM

| Len : 4 RC-NUMBER OF ALC BEVS DRANK PER USER IN PAST MONTH | | Freq | Pct |
|--|---|-------|-------|
| | RANGE = 1 - 2700..... | 25018 | 43.11 |
| . | = Not Used/Unknown (See comment above)..... | 33016 | 56.89 |

(IRCIGAGE)
FUCIG18

| Len : 1 RC-FIRST USED CIGARETTES PRIOR TO AGE 18 | | Freq | Pct |
|--|--------------------------|-------|-------|
| 1 | = Yes (IRCIGAGE<18)..... | 16183 | 27.89 |
| 2 | = No (IRCIGAGE>=18)..... | 41851 | 72.11 |

(IRCIGAGE)
FUCIG21

| Len : 1 RC-FIRST USED CIGARETTES PRIOR TO AGE 21 | | Freq | Pct |
|--|--------------------------|-------|-------|
| 1 | = Yes (IRCIGAGE<21)..... | 22314 | 38.45 |
| 2 | = No (IRCIGAGE>=21)..... | 35720 | 61.55 |

(IRCDUAGE)
FUCD218

| Len : 1 RC-FIRST USED CIGARETTES DAILY PRIOR TO AGE 18 | | Freq | Pct |
|--|--------------------------|-------|-------|
| 1 | = Yes (IRCDUAGE<18)..... | 5832 | 10.05 |
| 2 | = No (IRCDUAGE>=18)..... | 52202 | 89.95 |

(IRCDUAGE)
FUCD221

| Len : 1 RC-FIRST USED CIGARETTES DAILY PRIOR TO AGE 21 | | Freq | Pct |
|--|--------------------------|-------|-------|
| 1 | = Yes (IRCDUAGE<21)..... | 10215 | 17.60 |
| 2 | = No (IRCDUAGE>=21)..... | 47819 | 82.40 |

(IRCGRAGE)
FUCGR18

| Len : 1 RC-FIRST USED CIGARS PRIOR TO AGE 18 | | Freq | Pct |
|--|--------------------------|-------|-------|
| 1 | = Yes (IRCGRAGE<18)..... | 4182 | 7.21 |
| 2 | = No (IRCGRAGE>=18)..... | 53852 | 92.79 |

RECODED DRUG USE

(IRCGRAGE)
FUCGR21

| | | | |
|---------|--------------------------------------|-------------|------------|
| Len : 1 | RC-FIRST USED CIGARS PRIOR TO AGE 21 | | |
| | 1 = Yes (IRCGRAGE<21)..... | Freq | Pct |
| | 2 = No (IRCGRAGE>=21)..... | 9194 | 15.84 |
| | | 48840 | 84.16 |

(IRSMKLSSTRY)
FUSMKLSS18

| | | | |
|---------|---|-------------|------------|
| Len : 1 | RC-FIRST USED SMOKELESS TOBACCO PRIOR TO AGE 18 | | |
| | 1 = Yes (IRSMKLSSTRY<18)..... | Freq | Pct |
| | 2 = No (IRSMKLSSTRY>=18)..... | 3697 | 6.37 |
| | | 54337 | 93.63 |

(IRSMKLSSTRY)
FUSMKLSS21

| | | | |
|---------|---|-------------|------------|
| Len : 1 | RC-FIRST USED SMOKELESS TOBACCO PRIOR TO AGE 21 | | |
| | 1 = Yes (IRSMKLSSTRY<21)..... | Freq | Pct |
| | 2 = No (IRSMKLSSTRY>=21)..... | 5626 | 9.69 |
| | | 52408 | 90.31 |

(IRALCAGE)
FUALC18

| | | | |
|---------|---------------------------------------|-------------|------------|
| Len : 1 | RC-FIRST USED ALCOHOL PRIOR TO AGE 18 | | |
| | 1 = Yes (IRALCAGE<18)..... | Freq | Pct |
| | 2 = No (IRALCAGE>=18)..... | 23391 | 40.31 |
| | | 34643 | 59.69 |

(IRALCAGE)
FUALC21

| | | | |
|---------|---------------------------------------|-------------|------------|
| Len : 1 | RC-FIRST USED ALCOHOL PRIOR TO AGE 21 | | |
| | 1 = Yes (IRALCAGE<21)..... | Freq | Pct |
| | 2 = No (IRALCAGE>=21)..... | 33948 | 58.50 |
| | | 24086 | 41.50 |

(IRMJAGE)
FUMJ18

| | | | |
|---------|---|-------------|------------|
| Len : 1 | RC-FIRST USED MARIJUANA PRIOR TO AGE 18 | | |
| | 1 = Yes (IRMJAGE<18)..... | Freq | Pct |
| | 2 = No (IRMJAGE>=18)..... | 14244 | 24.54 |
| | | 43790 | 75.46 |

(IRMJAGE)
FUMJ21

| | | | |
|---------|---|-------------|------------|
| Len : 1 | RC-FIRST USED MARIJUANA PRIOR TO AGE 21 | | |
| | 1 = Yes (IRMJAGE<21)..... | Freq | Pct |
| | 2 = No (IRMJAGE>=21)..... | 20830 | 35.89 |
| | | 37204 | 64.11 |

(IRCOCAGE)
FUCOC18

| | | | |
|---------|---------------------------------------|-------------|------------|
| Len : 1 | RC-FIRST USED COCAINE PRIOR TO AGE 18 | | |
| | 1 = Yes (IRCOCAGE<18)..... | Freq | Pct |
| | 2 = No (IRCOCAGE>=18)..... | 1505 | 2.59 |
| | | 56529 | 97.41 |

(IRCOCAGE)
FUCOC21

| | | | |
|---------|---------------------------------------|-------------|------------|
| Len : 1 | RC-FIRST USED COCAINE PRIOR TO AGE 21 | | |
| | 1 = Yes (IRCOCAGE<21)..... | Freq | Pct |
| | 2 = No (IRCOCAGE>=21)..... | 3729 | 6.43 |
| | | 54305 | 93.57 |

(IRCRKAGE)
FUCRK18

| | | | |
|---------|-------------------------------------|-------------|------------|
| Len : 1 | RC-FIRST USED CRACK PRIOR TO AGE 18 | | |
| | 1 = Yes (IRCRKAGE<18)..... | Freq | Pct |
| | 2 = No (IRCRKAGE>=18)..... | 300 | 0.52 |
| | | 57734 | 99.48 |

RECODED DRUG USE

(IRCRKAGE)
FUCRK21

| | | | |
|---------|-------------------------------------|-------------|------------|
| Len : 1 | RC-FIRST USED CRACK PRIOR TO AGE 21 | | |
| | 1 = Yes (IRCRKAGE<21)..... | Freq | Pct |
| | 2 = No (IRCRKAGE>=21)..... | 672 | 1.16 |
| | | 57362 | 98.84 |

(IRHERAGE)
FUHER18

| | | | |
|---------|--------------------------------------|-------------|------------|
| Len : 1 | RC-FIRST USED HEROIN PRIOR TO AGE 18 | | |
| | 1 = Yes (IRHERAGE<18)..... | Freq | Pct |
| | 2 = No (IRHERAGE>=18)..... | 184 | 0.32 |
| | | 57850 | 99.68 |

(IRHERAGE)
FUHER21

| | | | |
|---------|--------------------------------------|-------------|------------|
| Len : 1 | RC-FIRST USED HEROIN PRIOR TO AGE 21 | | |
| | 1 = Yes (IRHERAGE<21)..... | Freq | Pct |
| | 2 = No (IRHERAGE>=21)..... | 441 | 0.76 |
| | | 57593 | 99.24 |

(IRHALLUCAGE)
FUHALLUC18

| | | | |
|---------|---|-------------|------------|
| Len : 1 | RC-FIRST USED HALLUCINOGENS PRIOR TO AGE 18 | | |
| | 1 = Yes (IRHALLUCAGE<18)..... | Freq | Pct |
| | 2 = No (IRHALLUCAGE>=18)..... | 3113 | 5.36 |
| | | 54921 | 94.64 |

(IRHALLUCAGE)
FUHALLUC21

| | | | |
|---------|---|-------------|------------|
| Len : 1 | RC-FIRST USED HALLUCINOGENS PRIOR TO AGE 21 | | |
| | 1 = Yes (IRHALLUCAGE<21)..... | Freq | Pct |
| | 2 = No (IRHALLUCAGE>=21)..... | 6199 | 10.68 |
| | | 51835 | 89.32 |

(IRLSDAGE)
FULSD18

| | | | |
|---------|-----------------------------------|-------------|------------|
| Len : 1 | RC-FIRST USED LSD PRIOR TO AGE 18 | | |
| | 1 = Yes (IRLSDAGE<18)..... | Freq | Pct |
| | 2 = No (IRLSDAGE>=18)..... | 1971 | 3.40 |
| | | 56063 | 96.60 |

(IRLSDAGE)
FULSD21

| | | | |
|---------|-----------------------------------|-------------|------------|
| Len : 1 | RC-FIRST USED LSD PRIOR TO AGE 21 | | |
| | 1 = Yes (IRLSDAGE<21)..... | Freq | Pct |
| | 2 = No (IRLSDAGE>=21)..... | 3849 | 6.63 |
| | | 54185 | 93.37 |

(IRPCPAGE)
FUPCP18

| | | | |
|---------|-----------------------------------|-------------|------------|
| Len : 1 | RC-FIRST USED PCP PRIOR TO AGE 18 | | |
| | 1 = Yes (IRPCPAGE<18)..... | Freq | Pct |
| | 2 = No (IRPCPAGE>=18)..... | 348 | 0.60 |
| | | 57686 | 99.40 |

(IRPCPAGE)
FUPCP21

| | | | |
|---------|-----------------------------------|-------------|------------|
| Len : 1 | RC-FIRST USED PCP PRIOR TO AGE 21 | | |
| | 1 = Yes (IRPCPAGE<21)..... | Freq | Pct |
| | 2 = No (IRPCPAGE>=21)..... | 599 | 1.03 |
| | | 57435 | 98.97 |

(IRECSTMOAGE)
FUECSTMO18

| | | | |
|---------|---------------------------------------|-------------|------------|
| Len : 1 | RC-FIRST USED ECSTASY PRIOR TO AGE 18 | | |
| | 1 = Yes (IRECSTMOAGE<18)..... | Freq | Pct |
| | 2 = No (IRECSTMOAGE>=18)..... | 979 | 1.69 |
| | | 57055 | 98.31 |

RECODED DRUG USE

(IRECSTMOAGE)
FUECSTMO21

| | | |
|---|-------------|------------|
| Len : 1 RC-FIRST USED ECSTASY PRIOR TO AGE 21 | | |
| 1 = Yes (IRECSTMOAGE<21)..... | Freq | Pct |
| 2 = No (IRECSTMOAGE>=21)..... | 2538 | 4.37 |
| | 55496 | 95.63 |

(IRINHALAGE)
FUINHAL18

| | | |
|---|-------------|------------|
| Len : 1 RC-FIRST USED INHALANTS PRIOR TO AGE 18 | | |
| 1 = Yes (IRINHALAGE<18)..... | Freq | Pct |
| 2 = No (IRINHALAGE>=18)..... | 3612 | 6.22 |
| | 54422 | 93.78 |

(IRINHALAGE)
FUINHAL21

| | | |
|---|-------------|------------|
| Len : 1 RC-FIRST USED INHALANTS PRIOR TO AGE 21 | | |
| 1 = Yes (IRINHALAGE<21)..... | Freq | Pct |
| 2 = No (IRINHALAGE>=21)..... | 4647 | 8.01 |
| | 53387 | 91.99 |

(IRMETHAMAGE)
FUMETHAM18

| | | |
|---|-------------|------------|
| Len : 1 RC-FIRST USED METHAMPHETAMINE PRIOR TO AGE 18 | | |
| 1 = Yes (IRMETHAMAGE<18)..... | Freq | Pct |
| 2 = No (IRMETHAMAGE>=18)..... | 742 | 1.28 |
| | 57292 | 98.72 |

(IRMETHAMAGE)
FUMETHAM21

| | | |
|---|-------------|------------|
| Len : 1 RC-FIRST USED METHAMPHETAMINE PRIOR TO AGE 21 | | |
| 1 = Yes (IRMETHAMAGE<21)..... | Freq | Pct |
| 2 = No (IRMETHAMAGE>=21)..... | 1424 | 2.45 |
| | 56610 | 97.55 |

(IRPNRNIMAGE)
FUPNRNM18

| | | |
|---|-------------|------------|
| Len : 1 RC-FIRST MISUSED PAIN RELIEVERS PRIOR TO AGE 18 | | |
| 1 = Yes (IRPNRNIMAGE<18)..... | Freq | Pct |
| 2 = No (IRPNRNIMAGE>=18)..... | 76 | 0.13 |
| | 57958 | 99.87 |

(IRPNRNIMAGE)
FUPNRNM21

| | | |
|---|-------------|------------|
| Len : 1 RC-FIRST MISUSED PAIN RELIEVERS PRIOR TO AGE 21 | | |
| 1 = Yes (IRPNRNIMAGE<21)..... | Freq | Pct |
| 2 = No (IRPNRNIMAGE>=21)..... | 111 | 0.19 |
| | 57923 | 99.81 |

(IRTRQNMAGE)
FUTRQNM18

| | | |
|--|-------------|------------|
| Len : 1 RC-FIRST MISUSED TRANQUILIZERS PRIOR TO AGE 18 | | |
| 1 = Yes (IRTRQNMAGE<18)..... | Freq | Pct |
| 2 = No (IRTRQNMAGE>=18)..... | 39 | 0.07 |
| | 57995 | 99.93 |

(IRTRQNMAGE)
FUTRQNM21

| | | |
|--|-------------|------------|
| Len : 1 RC-FIRST MISUSED TRANQUILIZERS PRIOR TO AGE 21 | | |
| 1 = Yes (IRTRQNMAGE<21)..... | Freq | Pct |
| 2 = No (IRTRQNMAGE>=21)..... | 72 | 0.12 |
| | 57962 | 99.88 |

(IRSTMNMAGE)
FUSTMNM18

| | | |
|---|-------------|------------|
| Len : 1 RC-FIRST MISUSED STIMULANTS PRIOR TO AGE 18 | | |
| 1 = Yes (IRSTMNMAGE<18)..... | Freq | Pct |
| 2 = No (IRSTMNMAGE>=18)..... | 55 | 0.09 |
| | 57979 | 99.91 |

RECODED DRUG USE

(IRSTMNAGE)
FUSTMNM21

Len : 1 RC-FIRST MISUSED STIMULANTS PRIOR TO AGE 21

| | Freq | Pct |
|-----------------------------|-------------|------------|
| 1 = Yes (IRSTMNAGE<21)..... | 101 | 0.17 |
| 2 = No (IRSTMNAGE>=21)..... | 57933 | 99.83 |

(IRSEDNAGE)
FUSEDNM18

Len : 1 RC-FIRST MISUSED SEDATIVES PRIOR TO AGE 18

| | Freq | Pct |
|-----------------------------|-------------|------------|
| 1 = Yes (IRSEDNAGE<18)..... | 11 | 0.02 |
| 2 = No (IRSEDNAGE>=18)..... | 58023 | 99.98 |

(IRSEDNAGE)
FUSEDNM21

Len : 1 RC-FIRST MISUSED SEDATIVES PRIOR TO AGE 21

| | Freq | Pct |
|-----------------------------|-------------|------------|
| 1 = Yes (IRSEDNAGE<21)..... | 19 | 0.03 |
| 2 = No (IRSEDNAGE>=21)..... | 58015 | 99.97 |

RECODED DRUG USE

The following main reason for misusing pain relievers, PNRMAINRSN, is defined based on answers to questions about respondents' reasons for misusing pain relievers for their last misuse. Respondents could report more than one reason for misusing pain relievers the last time. If they reported more than one reason, then they were asked to report the main reason. If data existed for the main reason question, then that response was considered to be their main reason. If respondents reported only one reason for their last misuse, then that logically was the main reason (i.e., these respondents were not asked the question for their main reason). If respondents reported that some other reason was their main reason for their last misuse, then their response was logically assigned from the write in data. In the documentation below, values of 11-18 in PNRRSMMAIN reflect situations where respondents reported more than one reason for their last misuse, their "other" reason for their last misuse was their main reason for their last misuse, but the other reason was the reason specified as one of the eight categories below.

1. Main reason is to relieve physical pain (PNRRSMMAIN=1,11), reported only one reason which was to relieve physical pain (PNRRSMMAIN=99 and PNRRSPAIN=1), or reported some other reason as their only reason but specified that this other reason was to relieve physical pain (PNRRSMMAIN=99 and PNRRSPAIN=3).
2. Main reason is to relax or relieve tension (PNRRSMMAIN=2,12), reported only one reason which was to relax or relieve tension (PNRRSMMAIN=99 and PNRRSRELX=1), or reported some other reason as their only reason but specified that this other reason was to relax or relieve tension (PNRRSMMAIN=99 and PNRRSRELX=3).
3. Main reason is to experiment or see what it's like (PNRRSMMAIN=3,13), reported only one reason which was to experiment or see what it's like (PNRRSMMAIN=99 and PNRRSEXPT=1), or reported some other reason as their only reason but specified that this other reason was to experiment or see what it's like (PNRRSMMAIN=99 and PNRRSEXPT=3).
4. Main reason is to feel good or get high (PNRRSMMAIN=4,14), reported only one reason which was to feel good or get high (PNRRSMMAIN=99 and PNRRHIGH=1), or reported some other reason as their only reason but specified that this other reason was to feel good or get high (PNRRSMMAIN=99 and PNRRSHIGH=3).
5. Main reason is to help with sleep (PNRRSMMAIN=5,15), reported only one reason which was to help with sleep (PNRRSMMAIN=99 and PNRRSSLEP=1), or reported some other reason as their only reason but specified that this other reason was to help with sleep (PNRRSMMAIN=99 and PNRRSSLEP=3).
6. Main reason is to help with feelings or emotions (PNRRSMMAIN=6,16), reported only one reason which was to help with feelings or emotions (PNRRSMMAIN=99 and PNRRSEMOT=1), or reported some other reason as their only reason but specified that this other reason was to help with feelings or emotions (PNRRSMMAIN=99 and PNRRSEMOT=3).
7. Main reason is to increase/decrease effects of other drugs (PNRRSMMAIN=7,17), reported only one reason which was to increase/decrease the effects of other drugs (PNRRSMMAIN=99 and PNRRSDGFX=1), or reported some other reason as their only reason but specified that this other reason was to increase/decrease the effects of other drugs (PNRRSMMAIN=99 and PNRRSDGFX=3).
8. Main reason is because hooked or have to have drug (PNRRSMMAIN=8,18), reported only one reason which was because they were hooked or had to have the drug (PNRRSMMAIN=99 and PNRRSHOOK=1), or reported some other reason as their only reason but specified that this other reason was because they were hooked or had to have the drug (PNRRSMMAIN=99 and PNRRSHOOK=3).
9. Main reason is some other reason (PNRRSMMAIN=9), or reported only one reason which was a valid other reason listed for pain relievers other than those defined above based on the write in data (PNRRSMMAIN=99 and PNRRSSOR=1 and PNRRSOTRS2=9-71). Values of 1-8 that are in the specific other reason level are write in responses that do not correspond to reasons listed for pain relievers but are considered valid reasons so are not excluded.

(System Missing): Main reason is unknown (PNRRSMMAIN=85,94,98) or reported only one reason and the other pain reliever reason was not a valid reason (PNRRSMMAIN=99 and PNRRSSOR=1 and PNRRSOTRS2=985,994,997).

(PNRRSDGFX, PNRRSEMOT, PNRRSEXPT, PNRRSHIGH, PNRRSHOOK, PNRRSMMAIN, PNRRSOTRS2, PNRRSPAIN, PNRRSRELX, PNRRSSLEP, PNRRSSOR)

PNRMAINRSN Len : 1 RC-MAIN REASON FOR MISUSING PAIN RELIEVERS LAST EPISODE

| | Freq | Pct |
|--|-------|-------|
| . = Unknown (See comment above)..... | 367 | 0.63 |
| 1 = Relieve physical pain (see comment above)..... | 1033 | 1.78 |
| 2 = Relax or relieve tension (see comment above)..... | 142 | 0.24 |
| 3 = Experiment/see what like (see comment above)..... | 49 | 0.08 |
| 4 = Feel good/get high (see comment above)..... | 178 | 0.31 |
| 5 = Help with sleep (see comment above)..... | 74 | 0.13 |
| 6 = Help with feelings or emotions (see comment above)..... | 89 | 0.15 |
| 7 = Inc/dec effects oth drg (see comment above)..... | 19 | 0.03 |
| 8 = Hooked or have to have drug (see comment above)..... | 64 | 0.11 |
| 9 = Some other reason (see comment above)..... | 32 | 0.06 |
| 10 = Did not misuse in pst 12 mos (PNRRSMMAIN=83,91,93)..... | 55987 | 96.47 |

RECODED DRUG USE

The following main reason for misusing tranquilizers, TRQMAINRSN, is defined based on answers to questions about respondents' reasons for misusing tranquilizers for their last misuse. Respondents could report more than one reason for misusing tranquilizers the last time. If they reported more than one reason, then they were asked to report the main reason. If data existed for the main reason question, then that response was considered to be their main reason. If respondents reported only one reason for their last misuse, then that logically was the main reason (i.e., these respondents were not asked the question for their main reason). If respondents reported that some other reason was their main reason for their last misuse, then their response was logically assigned from the write in data. In the documentation below, values of 11-17 in TRQRSMAIN reflect situations where respondents reported more than one reason for their last misuse, their "other" reason for their last misuse was their main reason for their last misuse, but the other reason was the reason specified as one of the seven categories below.

1. Main reason is to relax or relieve tension (TRQRSMAIN=1,11), reported only one reason which was to relax or relieve tension (TRQRSMAIN=99 and TRQRSRELX=1), or reported some other reason as their only reason but specified that this other reason was to relax or relieve tension (TRQRSMAIN=99 and TRQRSRELX=3).
2. Main reason is to experiment or see what it's like (TRQRSMAIN=2,12), reported only one reason which was to experiment or see what it's like (TRQRSMAIN=99 and TRQRSEXPT=1), or reported some other reason as their only reason but specified that this other reason was to experiment or see what it's like (TRQRSMAIN=99 and TRQRSEXPT=3).
3. Main reason is to feel good or get high (TRQRSMAIN=3,13), reported only one reason which was to feel good or get high (TRQRSMAIN=99 and TRQRSHIGH=1), or reported some other reason as their only reason but specified that this other reason was to feel good or get high (TRQRSMAIN=99 and TRQRSHIGH=3).
4. Main reason is to help with sleep (TRQRSMAIN=4,14), reported only one reason which was to help with sleep (TRQRSMAIN=99 and TRQRSSLEP=1), or reported some other reason as their only reason but specified that this other reason was to help with sleep (TRQRSMAIN=99 and TRQRSSLEP=3).
5. Main reason is to help with feelings or emotions (TRQRSMAIN=5,15), reported only one reason which was to help with feelings or emotions (TRQRSMAIN=99 and TRQRSEMOT=1), or reported some other reason as their only reason but specified that this other reason was to help with feelings or emotions (TRQRSMAIN=99 and TRQRSEMOT=3).
6. Main reason is to increase/decrease effects of other drugs (TRQRSMAIN=6,16), reported only one reason which was to increase/decrease the effects of other drugs (TRQRSMAIN=99 and TRQRSDGFX=1), or reported some other reason as their only reason but specified that this other reason was to increase/decrease the effects of other drugs (TRQRSMAIN=99 and TRQRSDGFX=3).
7. Main reason is because hooked or have to have drug (TRQRSMAIN=7,17), reported only one reason which was because they were hooked or had to have the drug (TRQRSMAIN=99 and TRQRSHOOK=1), or reported some other reason as their only reason but specified that this other reason was because they were hooked or had to have the drug (TRQRSMAIN=99 and TRQRSHOOK=3).
8. Main reason is some other reason (TRQRSMAIN=8), or reported only one reason which was a valid other reason listed for tranquilizer other than those defined above based on the write in data (TRQRSMAIN=99 and TRQRSSOR=1 and TRQRSOTRS2=1, 9-72). Values of 2-8 that are in the specific other reason level are write in responses that do not correspond to reasons listed for tranquilizers but are considered valid reasons so are not excluded.

(System Missing): Main reason is unknown (TRQRSMAIN=85,94,98) or reported only one reason and the other tranquilizer reason was not a valid reason (TRQRSMAIN=99 and TRQRSSOR=1 and TRQRSOTRS2=985,994,997).

(TRQRSDGFX, TRQRSEMOT, TRQRSEXPT, TRQRSHIGH, TRQRSHOOK, TRQRSMAIN, TRQRSOTRS2, TRQRSRELX, TRQRSSLEP, TRQRSSOR)

TRQMAINRSN Len : 1 RC-MAIN REASON FOR MISUSING TRANQUILIZERS LAST EPISODE

| | Freq | Pct |
|---|-------|-------|
| . = Unknown (see comment above)..... | 299 | 0.52 |
| 1 = Relax or relieve tension (see comment above)..... | 405 | 0.70 |
| 2 = Experiment/see what like (see comment above) | 42 | 0.07 |
| 3 = Feel good/get high (see comment above)..... | 109 | 0.19 |
| 4 = Help with sleep (see comment above)..... | 176 | 0.30 |
| 5 = Help with feelings or emotions (see comment above)..... | 206 | 0.35 |
| 6 = Inc/dec effects oth drg (see comment above) | 20 | 0.03 |
| 7 = Hooked or have to have drug (see comment above)..... | 10 | 0.02 |
| 8 = Some other reason (see comment above) | 45 | 0.08 |
| 9 = Did not misuse in pst 12 mos (TRQRSMAIN=83,91,93) | 56722 | 97.74 |

RECODED DRUG USE

The following main reason for misusing stimulants, STMMAINRSN, is defined based on answers to questions about respondents' reasons for misusing stimulants for their last misuse. Respondents could report more than one reason for misusing stimulants the last time. If they reported more than one reason, then they were asked to report the main reason. If data existed for the main reason question, then that response was considered to be their main reason. If respondents reported only one reason for their last misuse, then that logically was the main reason (i.e., these respondents were not asked the question for their main reason). If respondents reported that some other reason was their main reason for their last misuse, then their response was logically assigned from the write in data. In the documentation below, values of 11-18 in STMRSMAIN reflect situations where respondents reported more than one reason for their last misuse, their "other" reason for their last misuse was their main reason for their last misuse, but the other reason was the reason specified as one of the eight categories below.

1. Main reason is to help lose weight (STMRSMAIN=1,11), reported only one reason which was to help lose weight (STMRSMAIN=99 and STMRSWGHT=1), or reported some other reason as their only reason but specified that this other reason was to help lose weight (STMRSMAIN=99 and STMRSWGHT=3).
2. Main reason is to help concentrate (STMRSMAIN=2,12), reported only one reason which was to help concentrate (STMRSMAIN=99 and STMRSCONC=1), or reported some other reason as their only reason but specified that this other reason was to help concentrate (STMRSMAIN=99 and STMRSCONC=3).
3. Main reason is to help be alert or stay awake (STMRSMAIN=3,13), reported only one reason which was to help be alert or stay awake (STMRSMAIN=99 and STMRSALRT=1), or reported some other reason as their only reason but specified that this other reason was to help be alert or stay awake (STMRSMAIN=99 and STMRSALRT=3).
4. Main reason is to help study (STMRSMAIN=4,14), reported only one reason which was to help study (STMRSMAIN=99 and STMRSSTDY=1), or reported some other reason as their only reason but specified that this other reason was to help study (STMRSMAIN=99 and STMRSSTDY=3).
5. Main reason is to experiment or see what it's like (STMRSMAIN=5,15), reported only one reason which was to experiment or see what it's like (STMRSMAIN=99 and STMRSXPT=1), or reported some other reason as their only reason but specified that this other reason was to experiment or see what it's like (STMRSMAIN=99 and STMRSXPT=3).
6. Main reason is to feel good or get high (STMRSMAIN=6,16), reported only one reason which was to feel good or get high (STMRSMAIN=99 and STMRSHIGH=1), or reported some other reason as their only reason but specified that this other reason was to feel good or get high (STMRSMAIN=99 and STMRSHIGH=3).
7. Main reason is to increase/decrease effects of other drugs (STMRSMAIN=7,17), reported only one reason which was to increase/decrease the effects of other drugs (STMRSMAIN=99 and STMRSDGFX=1), or reported some other reason as their only reason but specified that this other reason was to increase/decrease the effects of other drugs (STMRSMAIN=99 and STMRSDGFX=3).
8. Main reason is because hooked or have to have the drug (STMRSMAIN=8,18), reported only one reason which was because they were hooked or had to have the drug (STMRSMAIN=99 and STMRSHOOK=1), or reported some other reason as their only reason but specified that this other reason was because they were hooked or had to have the drug (STMRSMAIN=99 and STMRSHOOK=3).
9. Main reason is some other reason (STMRSMAIN=9), or reported only one reason which was a valid other reason listed for stimulant other than those defined above based on the write in data (STMRSMAIN=99 and STMRSOR=1 and STMRSOTRS2=1,2,6,14-35). Values of 3,4, and 7-12 that are in the specific other reason level are write in responses that do not correspond to reasons listed for stimulants but are considered valid reasons so are not excluded.

(System Missing): Main reason is unknown (STMRSMAIN=85,94,98) or reported only one reason and the other reason was not a valid reason (STMRSMAIN=99 and STMRSOR=1 and STMRSOTRS2 = 985,994,997).

(STMRSALRT, STMRSCONC, STMRSDGFX, STMRSXPT, STMRSHIGH, STMRSHOOK, STMRSMAIN, STMRSOTRS2, STMRSOR, STMRSSTDY, STMRSWGHT)

STMMAINRSN Len: 1 RC-MAIN REASON FOR MISUSING STIMULANTS LAST EPISODE

| | Freq | Pct |
|--|-------|-------|
| . = Unknown (see comment above)..... | 334 | 0.58 |
| 1 = Help lose weight (see comment above)..... | 35 | 0.06 |
| 2 = Help concentrate (see comment above)..... | 342 | 0.59 |
| 3 = Help be alert or stay awake (see comment above) | 282 | 0.49 |
| 4 = Help study (see comment above)..... | 160 | 0.28 |
| 5 = Experiment/see what like (see comment above) | 70 | 0.12 |
| 6 = Feel good/get high (see comment above)..... | 142 | 0.24 |
| 7 = Inc/dec effects oth drg (see comment above) | 8 | 0.01 |
| 8 = Hooked or have to have drug (see comment above)..... | 3 | 0.01 |
| 9 = Some other reason (see comment above)..... | 29 | 0.05 |
| 10 = Did not misuse in pst 12 mos (STMRSMAIN=83,91,93) | 56629 | 97.58 |

RECORDED DRUG USE

The following main reason for misusing sedatives, SEDMAINRSN, is defined based on answers to questions about respondents' reasons for misusing sedatives for their last misuse. Respondents could report more than one reason for misusing sedatives the last time. If they reported more than one reason, then they were asked to report the main reason. If data existed for the main reason question, then that response was considered to be their main reason. If respondents reported only one reason for their last misuse, then that logically was the main reason (i.e., these respondents were not asked the question for their main reason). If respondents reported that some other reason was their main reason for their last misuse, then their response was logically assigned from the write in data. In the documentation below, values of 11-17 in SEDRSMAIN reflect situations where respondents reported more than one reason for their last misuse, their "other" reason for their last misuse was their main reason for their last misuse, but the other reason was the reason specified as one of the seven categories below.

1. Main reason is to relax or relieve tension (SEDRSMAIN=1,11), reported only one reason which was to relax or relieve tension (SEDRSMAIN=99 and SEDRSRELX=1), or reported some other reason as their only reason but specified that this other reason was to relax or relieve tension (SEDRSMAIN=99 and SEDRSRELX=3).
2. Main reason is to experiment or see what it's like (SEDRSMAIN=2,12), reported only one reason which was to experiment or see what it's like (SEDRSMAIN=99 and SEDRSEXPT=1), or reported some other reason as their only reason but specified that this other reason was to experiment or see what it's like (SEDRSMAIN=99 and SEDRSEXPT=3).
3. Main reason is to feel good or get high (SEDRSMAIN=3,13), reported only one reason which was to feel good or get high (SEDRSMAIN=99 and SEDRSHIGH=1), or reported some other reason as their only reason but specified that this other reason was to feel good or get high (SEDRSMAIN=99 and SEDRSHIGH=3).
4. Main reason is to help with sleep (SEDRSMAIN=4,14), reported only one reason which was to help with sleep (SEDRSMAIN=99 and SEDRSSLEP=1), or reported some other reason as their only reason but specified that this other reason was to help with sleep (SEDRSMAIN=99 and SEDRSSLEP=3).
5. Main reason is to help with feelings or emotions (SEDRSMAIN=5,15), reported only one reason which was to help with feelings or emotions (SEDRSMAIN=99 and SEDRSEMOT=1), or reported some other reason as their only reason but specified that this other reason was to help with feelings or emotions (SEDRSMAIN=99 and SEDRSEMOT=3).
6. Main reason is to increase/decrease effects of other drugs (SEDRSMAIN=6,16), reported only one reason which was to increase/decrease the effects of other drugs (SEDRSMAIN=99 and SEDRSDGFX=1), or reported some other reason as their only reason but specified that this other reason was to increase/decrease the effects of other drugs (SEDRSMAIN=99 and SEDRSDGFX=3).
7. Main reason is because hooked or have to have the drug (SEDRSMAIN=7,17), reported only one reason which was because they were hooked or had to have the drug (SEDRSMAIN=99 and SEDRSHOOK=1), or reported some other reason as their only reason but specified that this other reason was because they were hooked or had to have the drug (SEDRSMAIN=99 and SEDRSHOOK=3).
8. Main reason is some other reason (SEDRSMAIN=8), or reported only one reason which was a valid other reason listed for sedative other than those defined above based on the write in data (SEDRSMAIN=99 and SEDRSSOR=1 and SEDRSOTRS2=1, 9-33). Values of 2-8 that are in the specific other reason level are write in responses that do not correspond to reasons listed for sedatives but are considered valid reasons so are not excluded.

(System Missing): Main reason is unknown (SEDRSMAIN=85,94,98) or reported only one reason and the other reason was not a valid reason (SEDRSMAIN=99 and SEDRSSOR=1 and SEDRSOTRS2=985,994,997).

(*SEDRSDGFX, SEDRSEMOT, SEDRSEXPT, SEDRSHIGH, SEDRSHOOK, SEDRSMAIN, SEDRSOTRS2, SEDRSRELX, SEDRSSLEP, SEDRSSOR*)

SEDMAINRSN

Len : 1 RC-MAIN REASON FOR MISUSING SEDATIVES LAST EPISODE

| | Freq | Pct |
|---|-------|-------|
| . = Unknown (see comment above)..... | 394 | 0.68 |
| 1 = Relax or relieve tension (see comment above)..... | 29 | 0.05 |
| 2 = Experiment/see what like (see comment above)..... | 5 | 0.01 |
| 3 = Feel good/get high (see comment above)..... | 8 | 0.01 |
| 4 = Help with sleep (see comment above)..... | 150 | 0.26 |
| 5 = Help with feelings or emotions (see comment above)..... | 13 | 0.02 |
| 6 = Inc/dec effects oth drg (see comment above)..... | 1 | 0.00 |
| 8 = Some other reason (see comment above)..... | 6 | 0.01 |
| 9 = Did not misuse in pst 12 mos (SEDRSMAIN=83,91,93)..... | 57428 | 98.96 |

RECODED DRUG USE

NOTE: The following four variables pertain to the source of a respondent's most recent misuse of prescription pain relievers (SRCPNRM2), prescription tranquilizers (SRCTRQNM2), prescription stimulants (SRCSTMNM2), and prescription sedatives (SRCSEDNM2) within the past year.

For each variable there are eight mutually exclusive categories for specific sources, and a missing category for respondents with no past year misuse or unknown responses to the source questions. The categories for the specific sources take into account responses from a single question asking about a single, most recent source of misuse among respondents who misused in the past year.

Based on the following conditions, a respondent was classified in one of the following nine categories (including System Missing) for the source of most recent prescription drug misuse in the past year for the variables, SRCPNRM2, SRCTRQNM2, SRCSTMNM2, and SRCSEDNM2:

1. Got From One Doctor
2. Got From More Than One Doctor
3. Stole from Dr Office, Clinic, Hospital, or Pharmacy
4. Got From Friend or Relative for Free
5. Bought from Friend or Relative
6. Took from Friend or Relative without Asking
7. Bought from Drug Dealer or Other Stranger
8. Got Some Other Way

(System Missing) No Past Year Misuse/Unknown/Invalid Source

SRCPNRM2

Len : 2 RC-SOURCE OF PAIN RELIEVERS FOR LAST MISUSE

| | Freq | Pct |
|---|-------|-------|
| . = No Past Year Misuse/Unknown/Invalid Source | 56396 | 97.18 |
| 1 = Got From One Doctor | 609 | 1.05 |
| 2 = Got From More Than One Doctor | 36 | 0.06 |
| 3 = Stole from Dr Office, Clinic, Hospital, or Pharmacy | 11 | 0.02 |
| 4 = Got From Friend or Relative for Free | 557 | 0.96 |
| 5 = Bought from Friend or Relative | 128 | 0.22 |
| 6 = Took from Friend or Relative without Asking | 73 | 0.13 |
| 7 = Bought from Drug Dealer or Other Stranger | 144 | 0.25 |
| 8 = Got Some Other Way | 80 | 0.14 |

SRCTRQNM2

Len : 2 RC-SOURCE OF TRANQUILIZERS FOR LAST MISUSE

| | Freq | Pct |
|---|-------|-------|
| . = No Past Year Misuse/Unknown/Invalid Source | 57039 | 98.29 |
| 1 = Got From One Doctor | 201 | 0.35 |
| 2 = Got From More Than One Doctor | 17 | 0.03 |
| 3 = Stole from Dr Office, Clinic, Hospital, or Pharmacy | 3 | 0.01 |
| 4 = Got From Friend or Relative for Free | 457 | 0.79 |
| 5 = Bought from Friend or Relative | 109 | 0.19 |
| 6 = Took from Friend or Relative without Asking | 48 | 0.08 |
| 7 = Bought from Drug Dealer or Other Stranger | 125 | 0.22 |
| 8 = Got Some Other Way | 35 | 0.06 |

SRCSTMNM2

Len : 2 RC-SOURCE OF STIMULANTS FOR LAST MISUSE

| | Freq | Pct |
|---|-------|-------|
| . = No Past Year Misuse/Unknown/Invalid Source | 56983 | 98.19 |
| 1 = Got From One Doctor | 159 | 0.27 |
| 2 = Got From More Than One Doctor | 20 | 0.03 |
| 3 = Stole from Dr Office, Clinic, Hospital, or Pharmacy | 5 | 0.01 |
| 4 = Got From Friend or Relative for Free | 540 | 0.93 |
| 5 = Bought from Friend or Relative | 214 | 0.37 |
| 6 = Took from Friend or Relative without Asking | 27 | 0.05 |
| 7 = Bought from Drug Dealer or Other Stranger | 48 | 0.08 |
| 8 = Got Some Other Way | 38 | 0.07 |

SRCSEDNM2

Len : 2 RC-SOURCE OF SEDATIVES FOR LAST MISUSE

| | Freq | Pct |
|---|-------|-------|
| . = No Past Year Misuse/Unknown/Invalid Source | 57823 | 99.64 |
| 1 = Got From One Doctor | 77 | 0.13 |
| 2 = Got From More Than One Doctor | 6 | 0.01 |
| 3 = Stole from Dr Office, Clinic, Hospital, or Pharmacy | 6 | 0.01 |
| 4 = Got From Friend or Relative for Free | 94 | 0.16 |
| 5 = Bought from Friend or Relative | 5 | 0.01 |
| 6 = Took from Friend or Relative without Asking | 9 | 0.02 |
| 7 = Bought from Drug Dealer or Other Stranger | 8 | 0.01 |
| 8 = Got Some Other Way | 6 | 0.01 |

RECODED DRUG USE

NOTE: A respondent who misused prescription drugs in the past year was administered a question regarding the source of the drug during their most recent use. If they indicated that their most recent source was a 'friend or relative for free' from either of these questions, then a respondent was administered a follow-up question that asked the source the friend/relative had obtained the drug from. The following four variables pertain to the source from which a respondent's friend or relative obtained the drug for prescription pain relievers (SRCFRPNRNM), prescription tranquilizers (SRCFRTRQNM), prescription stimulants (SRCFRSTMNM), and prescription sedatives (SRCFRSEDNM) within the past year.

For each of the following four variables, there are eight mutually exclusive categories for specific sources that the friend/relative obtained the drug from and a missing category for respondents who did not indicate using the drug in the past year (or lifetime) or a respondent that indicated in one of the previous questions that they had obtained the drug for most recent use from a valid source other than a friend or relative for free and respondents with unknown or invalid values.

Based on the following conditions, a respondent was classified in one of the following nine categories (including System Missing) for the source of most recent prescription drug use in the past year for the variables, SRCFRPNRNM, SRCFRTRQNM, SRCFRSTMNM, and SRCFRSEDNM:

1. Got Prescription(s) from One Doctor (XXXGOTLAS=4 and XXXFFGOT=1, 11)
2. Got Prescription(s) from More Than One Doctor (XXXGOTLAS=4 and XXXFFGOT=2, 12)
3. Stole from Dr Office, Clinic, Hospital, or Pharmacy(XXXGOTLAS=4 and XXXFFGOT=3, 13)
4. Got From Friend or Relative for Free (XXXGOTLAS=4 and XXXFFGOT=4, 14)
5. Bought from Friend or Relative (XXXGOTLAS=4 and XXXFFGOT=5, 15)
6. Took from Friend or Relative without Asking (XXXGOTLAS=4 and XXXFFGOT=6, 16)
7. Bought from Drug Dealer or Other Stranger (XXXGOTLAS=4 and XXXFFGOT=7, 17)
8. Got Some Other Way (XXXGOTLAS=4 and XXXFFGOT=8 and XXXFFGTSP=valid "other" response, levels 9-38, 71)

(System Missing): No Past Year Misuse or Valid Source of Most Recent Misuse Not from Friend or Relative for Free /Unknown/Invalid Source (XXXGOTLAS not=4 or [XXXGOTLAS=4 and XXXFFGOT=94, 97, 98]) or [XXXGOTLAS=4 and XXXFFGOT=8 and XXXFFGTSP=70, 72-75, 85, 94, 97, 98])

SRCFRPNRNM Len : 1 RC-SOURCE OF FRIEND/RELATIVE PAIN RELIEVERS FOR LAST MISUSE

| | Freq | Pct |
|--|-------|-------|
| . = No PY Misuse/Not from Fr,Rel/Unknwn/Invalid Source | 57507 | 99.09 |
| 1 = Got Prescription(s) from One Doctor..... | 411 | 0.71 |
| 2 = Got Prescription(s) from More Than One Doctor | 27 | 0.05 |
| 3 = Stole from Dr Office, Clinic, Hospital,or Pharmacy | 7 | 0.01 |
| 4 = Got from Friend or Relative for Free | 30 | 0.05 |
| 5 = Bought from Friend or Relative..... | 20 | 0.03 |
| 6 = Took from Friend or Relative without Asking..... | 2 | 0.00 |
| 7 = Bought from Drug Dealer or Other Stranger..... | 22 | 0.04 |
| 8 = Got Some Other Way..... | 8 | 0.01 |

SRCFRTRQNM Len : 1 RC-SOURCE OF FRIEND/RELATIVE TRANQUILIZERS FOR LAST MISUSE

| | Freq | Pct |
|--|-------|-------|
| . = No PY Misuse/Not from Fr,Rel/Unknwn/Invalid Source | 57598 | 99.25 |
| 1 = Got Prescription(s) from One Doctor..... | 347 | 0.60 |
| 2 = Got Prescription(s) from More Than One Doctor | 10 | 0.02 |
| 4 = Got from Friend or Relative for Free | 30 | 0.05 |
| 5 = Bought from Friend or Relative..... | 13 | 0.02 |
| 6 = Took from Friend or Relative without Asking..... | 4 | 0.01 |
| 7 = Bought from Drug Dealer or Other Stranger..... | 26 | 0.04 |
| 8 = Got Some Other Way..... | 6 | 0.01 |

SRCFRSTMNM Len : 1 RC-SOURCE OF FRIEND/RELATIVE STIMULANTS FOR LAST MISUSE

| | Freq | Pct |
|--|-------|-------|
| . = No PY Misuse/Not from Fr,Rel/Unknwn/Invalid Source | 57514 | 99.10 |
| 1 = Got Prescription(s) from One Doctor..... | 433 | 0.75 |
| 2 = Got Prescription(s) from More Than One Doctor | 16 | 0.03 |
| 3 = Stole from Dr Office, Clinic, Hospital,or Pharmacy | 2 | 0.00 |
| 4 = Got from Friend or Relative for Free | 27 | 0.05 |
| 5 = Bought from Friend or Relative..... | 22 | 0.04 |
| 6 = Took from Friend or Relative without Asking..... | 2 | 0.00 |
| 7 = Bought from Drug Dealer or Other Stranger..... | 17 | 0.03 |
| 8 = Got Some Other Way..... | 1 | 0.00 |

RECODED DRUG USE

SRCFRSEDNM Len : 1 RC-SOURCE OF FRIEND/RELATIVE SEDATIVES FOR LAST MISUSE

| | Freq | Pct |
|--|-------|-------|
| . = No PY Misuse/Not from Fr,Rel/Unknwn/Invalid Source | 57944 | 99.84 |
| 1 = Got Prescription(s) from One Doctor | 81 | 0.14 |
| 4 = Got from Friend or Relative for Free | 6 | 0.01 |
| 5 = Bought from Friend or Relative | 1 | 0.00 |
| 6 = Took from Friend or Relative without Asking | 1 | 0.00 |
| 7 = Bought from Drug Dealer or Other Stranger | 1 | 0.00 |

NOTE: The following four variables show collapsed levels for the source of friend or relative's most recent misuse of prescription pain relievers (SRCCLFRPNR), prescription tranquilizers (SRCCLFRTRQ), prescription stimulants (SRCCLFRSTM), and prescription sedatives (SRCCLFRSED) within the past year.

(SRCFRPNRNM)
SRCCLFRPNR Len : 1 RC-COLLAPSED SOURCE OF FRND/REL PAIN RLVRS FOR LAST MISUSE

| | Freq | Pct |
|---|-------|-------|
| . = No PY Misuse/Not from Fr,Rel/Unknwn/Invld (Otherwise) | 57507 | 99.09 |
| 1 = Got Frm Dr/Stle Frm Hlth Cr Prv (SRCFRPNRNM=1,2,3) | 445 | 0.77 |
| 2 = Got From Friend/Relative (SRCFRPNRNM=4,5,6) | 52 | 0.09 |
| 3 = Got From Another Source (SRCFRPNRNM=7,8) | 30 | 0.05 |

(SRCFRTRQNM)
SRCCLFRTRQ Len : 1 RC-COLLAPSED SOURCE OF FRND/REL TRANQLZRS FOR LAST MISUSE

| | Freq | Pct |
|---|-------|-------|
| . = No PY Misuse/Not from Fr,Rel/Unknwn/Invld (Otherwise) | 57598 | 99.25 |
| 1 = Got Frm Dr/Stle Frm Hlth Cr Prv (SRCFRTRQNM=1,2,3) | 357 | 0.62 |
| 2 = Got From Friend/Relative (SRCFRTRQNM=4,5,6) | 47 | 0.08 |
| 3 = Got From Another Source (SRCFRTRQNM=7,8) | 32 | 0.06 |

(SRCFRSTMNM)
SRCCLFRSTM Len : 1 RC-COLLAPSED SOURCE OF FRND/REL STIMULANTS FOR LAST MISUSE

| | Freq | Pct |
|---|-------|-------|
| . = No PY Misuse/Not from Fr,Rel/Unknwn/Invld (Otherwise) | 57514 | 99.10 |
| 1 = Got Frm Dr/Stle Frm Hlth Cr Prv (SRCFRSTMNM=1,2,3) | 451 | 0.78 |
| 2 = Got From Friend/Relative (SRCFRSTMNM=4,5,6) | 51 | 0.09 |
| 3 = Got From Another Source (SRCFRSTMNM=7,8) | 18 | 0.03 |

(SRCFRSEDNM)
SRCCLFRSED Len : 1 RC-COLLAPSED SOURCE OF FRND/REL SEDATIVES FOR LAST MISUSE

| | Freq | Pct |
|---|-------|-------|
| . = No PY Misuse/Not from Fr,Rel/Unknwn/Invld (Otherwise) | 57944 | 99.84 |
| 1 = Got Frm Dr/Stle Frm Hlth Cr Prv (SRCFRSEDNM=1,2,3) | 81 | 0.14 |
| 2 = Got From Friend/Relative (SRCFRSEDNM=4,5,6) | 8 | 0.01 |
| 3 = Got From Another Source (SRCFRSEDNM=7,8) | 1 | 0.00 |

SPECIAL DRUGS

OTHER SELF-ADMINISTERED SECTIONS

SPECIAL DRUGS

The values in this section may be inconsistent with values for variables in other sections of the interview. Items in this section were edited when respondents legitimately skipped out of these items based on prior answers in earlier sections. Otherwise, variables in one section of the interview generally were not edited to make them consistent with variables in another section of the interview. This note applies to variables in this section marked by a¹.

The last questions were about prescription drugs. The next question is about non-prescription cough or cold medicines, also known as over the counter medicines. Have you ever, even once, taken a non-prescription cough or cold medicine just to get high?

(SD01)

COLDMEDS¹

Len : 2 TAKEN A NONPRESCRIPTION COUGH MED TO GET HIGH

| | Freq | Pct |
|-----------------------------|-------|-------|
| 1 = Yes..... | 2149 | 3.70 |
| 2 = No..... | 55502 | 95.64 |
| 94 = DON'T KNOW..... | 40 | 0.07 |
| 97 = REFUSED..... | 24 | 0.04 |
| 98 = BLANK (NO ANSWER)..... | 319 | 0.55 |

How long has it been since you last took one of these cough or cold medicines to get high?

(SD02)

COLDREC¹

Len : 2 TIME SINCE LAST USED COUGH/COLD MED

| | Freq | Pct |
|---|-------|-------|
| 1 = Within the past 30 days..... | 128 | 0.22 |
| 2 = More than 30 days ago but within the past 12 mos..... | 301 | 0.52 |
| 3 = More than 12 months ago..... | 1667 | 2.87 |
| 9 = At some point in the lifetime LOG ASSN..... | 53 | 0.09 |
| 91 = NEVER USED COUGH/COLD MED..... | 55502 | 95.64 |
| 97 = REFUSED..... | 24 | 0.04 |
| 98 = BLANK (NO ANSWER)..... | 359 | 0.62 |

SPECIAL DRUGS

(SD02SC1)
COLDYR1¹

Len : 6 OTHER COUGH/COLD MED USED PAST 12 MOS - SPECIFY 1

| | Freq | Pct |
|--|-------|-------|
| 122.0 = Over-the-counter sleep aid; not specified <OTC>..... | 1 | 0.00 |
| 130.0 = Phenergan, Promethazine..... | 3 | 0.01 |
| 136.0 = Dimetapp, no other information <OTC>..... | 2 | 0.00 |
| 171.0 = NyQuil, no other information <OTC> | 88 | 0.15 |
| 171.1 = NyQuil cold medicine; no other information <OTC> | 1 | 0.00 |
| 171.3 = NyQuil Cold and Flu <OTC> | 1 | 0.00 |
| 171.5 = ZzzQuil <OTC>..... | 2 | 0.00 |
| 171.6 = NyQuil Cough <OTC> | 1 | 0.00 |
| 180.0 = Tylenol P.M. <OTC>..... | 3 | 0.01 |
| 415.0 = Codeine..... | 9 | 0.02 |
| 422.0 = Motrin, no other information <OTC> | 5 | 0.01 |
| 425.0 = Advil, no other information <OTC> | 4 | 0.01 |
| 435.0 = Tylenol/Children's Tylenol; otherwise unspcfd<OTC> | 23 | 0.04 |
| 438.0 = Anaprox, Naprosyn, Naproxen, Naxen | 1 | 0.00 |
| 442.0 = Ibuprofen | 3 | 0.01 |
| 450.0 = Acetaminophen, incl. non-Tylenol brands <OTC> | 1 | 0.00 |
| 821.0 = Amoxicillin, Ampicillin | 1 | 0.00 |
| 829.0 = Robitussin, no other information <OTC> | 22 | 0.04 |
| 829.1 = Robitussin DM <OTC>..... | 4 | 0.01 |
| 829.2 = Robitussin Maximum Strength <OTC>..... | 1 | 0.00 |
| 829.4 = Robitussin PM <OTC> | 1 | 0.00 |
| 829.5 = Robotussin Cough, no other information <OTC> | 1 | 0.00 |
| 840.0 = Cough med, generic/unspec, contents unspec <OTC>..... | 10 | 0.02 |
| 840.1 = Night cough med/syrup/drops; brand unspcfd..... | 1 | 0.00 |
| 843.0 = Cold medicine/tabs, brand unspfd or generic <OTC>..... | 2 | 0.00 |
| 848.0 = Liquid vitamin, vitamin pills <OTC>..... | 1 | 0.00 |
| 883.0 = Dextromethorphan Hydrobromide <OTC>..... | 6 | 0.01 |
| 1001.0 = Benadryl, Diphenhydramine, no other info <OTC>..... | 15 | 0.03 |
| 3017.0 = Dayquil medication, no other information <OTC> | 20 | 0.03 |
| 3023.0 = Adderall | 1 | 0.00 |
| 3047.0 = Sudafed, no other information <OTC> | 3 | 0.01 |
| 4114.0 = Phenergan w/Codeine, Promethazine w/Codeine..... | 1 | 0.00 |
| 6029.0 = DXM <OTC>..... | 6 | 0.01 |
| 6083.0 = CCC, "Triple C," C3 <OTC> | 1 | 0.00 |
| 8002.0 = Zantac <OTC>..... | 1 | 0.00 |
| 8010.0 = Zyrtec, Cetirizine <OTC>..... | 2 | 0.00 |
| 8019.0 = Azithromycin, Z-pack, Zithromax..... | 1 | 0.00 |
| 8042.0 = Alka Seltzer, no other information <OTC>..... | 3 | 0.01 |
| 8042.4 = Alka-Seltzer Plus; no other information..... | 1 | 0.00 |
| 8042.6 = Alka-Seltzer Plus Cold and Flu <OTC>..... | 1 | 0.00 |
| 8056.0 = Vicks, no other information <OTC> | 1 | 0.00 |
| 8065.0 = Tylenol Cold medication, no other info <OTC> | 2 | 0.00 |
| 8070.0 = Advil Cold and Sinus <OTC>..... | 2 | 0.00 |
| 8110.0 = Over-the-counter drug/pills; type unspecified<OTC>..... | 11 | 0.02 |
| 8138.0 = Chlorphenamine maleate, Chlorpheniramine <OTC>..... | 1 | 0.00 |
| 8169.0 = TheraFlu <OTC> | 5 | 0.01 |
| 8169.2 = TheraFlu daytime; no other information <OTC> | 1 | 0.00 |
| 8192.0 = Delsym <OTC> | 4 | 0.01 |
| 8200.0 = Tylenol Cold and Flu medication, no othr info <OTC> | 3 | 0.01 |
| 8201.0 = Tylenol Cough medication, no othr info <OTC> | 1 | 0.00 |
| 8201.2 = Tylenol Cough and Cold medication; no other info | 2 | 0.00 |
| 8202.0 = Tussin, no other information | 1 | 0.00 |
| 8205.0 = Mucinex, no other information <OTC> | 18 | 0.03 |
| 8205.1 = Mucinex DM <OTC> | 2 | 0.00 |
| 8217.0 = Broncolin <OTC> | 2 | 0.00 |
| 8228.0 = Lean (Promethazine w/codeine mixed w/Sprite)..... | 5 | 0.01 |
| 8258.0 = Tukul <OTC> | 1 | 0.00 |
| 8261.0 = Rompe Pecho <OTC>..... | 2 | 0.00 |
| 8269.0 = Prednisolone | 1 | 0.00 |
| 8299.0 = Kakkontou | 1 | 0.00 |
| 8300.0 = Neogripal F..... | 1 | 0.00 |
| 8303.0 = Antiflu-Des | 1 | 0.00 |
| 9985.0 = BAD DATA Logically assigned | 43 | 0.07 |
| 9991.0 = NEVER USED COUGH/COLD MED | 55502 | 95.64 |
| 9993.0 = DID NOT USE COUGH/COLD MED IN THE PAST 12 MOS | 1667 | 2.87 |
| 9994.0 = DON'T KNOW | 42 | 0.07 |
| 9997.0 = REFUSED | 44 | 0.08 |
| 9998.0 = BLANK (NO ANSWER)..... | 414 | 0.71 |

SPECIAL DRUGS

(SD02SC2)
COLDYR¹

Len : 6 OTHER COUGH/COLD MED USED PAST 12 MOS - SPECIFY 2

| | Freq | Pct |
|--|-------|-------|
| 130.0 = Phenergan, Promethazine..... | 1 | 0.00 |
| 171.0 = NyQuil, no other information <OTC> | 17 | 0.03 |
| 171.5 = ZzzQuil <OTC>..... | 3 | 0.01 |
| 171.6 = NyQuil Cough <OTC> | 1 | 0.00 |
| 180.0 = Tylenol P.M. <OTC>..... | 2 | 0.00 |
| 415.0 = Codeine..... | 2 | 0.00 |
| 422.0 = Motrin, no other information <OTC> | 2 | 0.00 |
| 425.0 = Advil, no other information <OTC> | 5 | 0.01 |
| 430.0 = Aspirin, Ecotrin, Empirin <OTC>..... | 1 | 0.00 |
| 435.0 = Tylenol/Children's Tylenol; otherwise unspcfd<OTC> | 4 | 0.01 |
| 442.0 = Ibuprofen | 1 | 0.00 |
| 829.0 = Robitussin, no other information <OTC> | 6 | 0.01 |
| 829.5 = Robotussin Cough, no other information <OTC> | 1 | 0.00 |
| 840.0 = Cough med, generic/unspec, contents unspec <OTC> | 1 | 0.00 |
| 843.0 = Cold medicine/tabs, brand unspfd or generic <OTC> | 5 | 0.01 |
| 843.1 = Nighttime cold medication; brand unspecified <OTC>..... | 1 | 0.00 |
| 1001.0 = Benadryl, Diphenhydramine, no other info <OTC>..... | 3 | 0.01 |
| 3017.0 = Dayquil medication, no other information <OTC> | 11 | 0.02 |
| 3047.0 = Sudafed, no other information <OTC> | 3 | 0.01 |
| 4114.0 = Phenergan w/Codeine, Promethazine w/Codeine | 1 | 0.00 |
| 6083.0 = CCC, "Triple C," C3 <OTC>..... | 1 | 0.00 |
| 8020.0 = Allegra, Altiva | 1 | 0.00 |
| 8110.0 = Over-the-counter drug/pills; type unspecified<OTC>..... | 3 | 0.01 |
| 8123.2 = Tylenol Cold and Sinus medication <OTC> | 2 | 0.00 |
| 8169.0 = TheraFlu <OTC> | 1 | 0.00 |
| 8169.3 = TheraFlu nighttime; no other information <OTC>..... | 1 | 0.00 |
| 8192.0 = Delsym <OTC> | 3 | 0.01 |
| 8202.0 = Tussin, no other information | 2 | 0.00 |
| 8204.0 = Flu medication, no other information <OTC>..... | 1 | 0.00 |
| 8205.0 = Mucinex, no other information <OTC> | 6 | 0.01 |
| 8208.0 = Robo, robo tripping..... | 1 | 0.00 |
| 8211.0 = Halls drops/lozenges, no other info <OTC>..... | 1 | 0.00 |
| 8216.0 = Advil Cold, no other information <OTC>..... | 1 | 0.00 |
| 8302.0 = SanaTos; no other information..... | 1 | 0.00 |
| 9985.0 = BAD DATA Logically assigned | 35 | 0.06 |
| 9991.0 = NEVER USED COUGH/COLD MED | 55502 | 95.64 |
| 9993.0 = DID NOT USE COUGH/COLD MED IN THE PAST 12 MOS | 1667 | 2.87 |
| 9994.0 = DON'T KNOW | 4 | 0.01 |
| 9997.0 = REFUSED | 26 | 0.04 |
| 9998.0 = BLANK (NO ANSWER)..... | 704 | 1.21 |

(SD02SC3)
COLDYR³

Len : 6 OTHER COUGH/COLD MED USED PAST 12 MOS - SPECIFY 3

| | Freq | Pct |
|--|-------|-------|
| 122.0 = Over-the-counter sleep aid; not specified <OTC>..... | 1 | 0.00 |
| 171.0 = NyQuil, no other information <OTC> | 6 | 0.01 |
| 171.1 = NyQuil cold medicine; no other information <OTC> | 1 | 0.00 |
| 425.0 = Advil, no other information <OTC> | 2 | 0.00 |
| 442.0 = Ibuprofen | 1 | 0.00 |
| 814.0 = Caffeine <OTC> | 1 | 0.00 |
| 829.0 = Robitussin, no other information <OTC> | 1 | 0.00 |
| 840.0 = Cough med, generic/unspec, contents unspec <OTC> | 4 | 0.01 |
| 843.1 = Nighttime cold medication; brand unspecified <OTC>..... | 1 | 0.00 |
| 1001.0 = Benadryl, Diphenhydramine, no other info <OTC>..... | 1 | 0.00 |
| 1016.0 = Panadol PM <OTC> | 1 | 0.00 |
| 3017.0 = Dayquil medication, no other information <OTC> | 2 | 0.00 |
| 8056.0 = Vicks, no other information <OTC> | 1 | 0.00 |
| 8110.0 = Over-the-counter drug/pills; type unspecified<OTC>..... | 2 | 0.00 |
| 8204.0 = Flu medication, no other information <OTC>..... | 1 | 0.00 |
| 8205.0 = Mucinex, no other information <OTC> | 2 | 0.00 |
| 8206.1 = Advil Allergy, no other information <OTC> | 1 | 0.00 |
| 8208.0 = Robo, robo tripping..... | 1 | 0.00 |
| 8291.0 = Ambroxol..... | 1 | 0.00 |
| 9985.0 = BAD DATA Logically assigned | 21 | 0.04 |
| 9991.0 = NEVER USED COUGH/COLD MED | 55502 | 95.64 |
| 9993.0 = DID NOT USE COUGH/COLD MED IN THE PAST 12 MOS | 1667 | 2.87 |
| 9994.0 = DON'T KNOW | 1 | 0.00 |
| 9997.0 = REFUSED | 24 | 0.04 |
| 9998.0 = BLANK (NO ANSWER)..... | 788 | 1.36 |

SPECIAL DRUGS

(SD02SC4)
COLDYR4¹

Len : 6 OTHER COUGH/COLD MED USED PAST 12 MOS - SPECIFY 4

| | Freq | Pct |
|---|-------|-------|
| 843.0 = Cold medicine/tabs, brand unspfd or generic <OTC> | 2 | 0.00 |
| 1015.0 = Motrin PM <OTC> | 1 | 0.00 |
| 3017.0 = Dayquil medication, no other information <OTC> | 1 | 0.00 |
| 8009.0 = Allergy pills/antihistamine; type unspfd <OTC> | 1 | 0.00 |
| 8149.1 = Desenfriol D <OTC> | 1 | 0.00 |
| 8192.0 = Delsym <OTC> | 1 | 0.00 |
| 8203.0 = Sinus medication, no other information <OTC> | 1 | 0.00 |
| 8211.0 = Halls drops/lozenges, no other info <OTC> | 1 | 0.00 |
| 8216.0 = Advil Cold, no other information <OTC> | 1 | 0.00 |
| 9985.0 = BAD DATA Logically assigned | 10 | 0.02 |
| 9991.0 = NEVER USED COUGH/COLD MED | 55502 | 95.64 |
| 9993.0 = DID NOT USE COUGH/COLD MED IN THE PAST 12 MOS | 1667 | 2.87 |
| 9997.0 = REFUSED | 24 | 0.04 |
| 9998.0 = BLANK (NO ANSWER)..... | 821 | 1.41 |

(SD02SC5)
COLDYR5¹

Len : 6 OTHER COUGH/COLD MED USED PAST 12 MOS - SPECIFY 5

| | Freq | Pct |
|--|-------|-------|
| 171.0 = NyQuil, no other information <OTC> | 1 | 0.00 |
| 377.0 = Albuterol, Proventil, Ventolin..... | 1 | 0.00 |
| 8205.0 = Mucinex, no other information <OTC> | 2 | 0.00 |
| 9985.0 = BAD DATA Logically assigned | 5 | 0.01 |
| 9991.0 = NEVER USED COUGH/COLD MED | 55502 | 95.64 |
| 9993.0 = DID NOT USE COUGH/COLD MED IN THE PAST 12 MOS | 1667 | 2.87 |
| 9994.0 = DON'T KNOW | 1 | 0.00 |
| 9997.0 = REFUSED | 24 | 0.04 |
| 9998.0 = BLANK (NO ANSWER)..... | 831 | 1.43 |

NOTE: OTCFLAG is a "flag" variable that has a value of 1 when respondents reported use of an over-the-counter (OTC) cold medication to get high in the past year, but the only drugs that they specified were prescription- type ones. OTCFLAG has a value of 2 when respondents reported use of OTC cold medications to get high but their "OTHER, Specify" variables COLDYR1 through COLDYR5 all had codes of "bad data" or "blank."

OTCFLAG¹

Len : 2 INCONSISTENCY FLAG FOR REPORT OF OTC COLD MEDS

| | Freq | Pct |
|---|-------|-------|
| 1 = Specified use only of prescrip-type drugs, past yr..... | 22 | 0.04 |
| 2 = Bad data or blank in COLDYR1-COLDYR5..... | 35 | 0.06 |
| 98 = BLANK (OTHERWISE)..... | 57977 | 99.90 |

The next question is about GHB, also called "G," "Georgia Home Boy," "Grievous Bodily Harm," "Liquid G," or gamma hydroxybutyrate. Have you ever, even once, used GHB?

(SD03)
GHB¹

Len : 2 EVER USED GHB

| | Freq | Pct |
|------------------------------|-------|-------|
| 1 = Yes..... | 275 | 0.47 |
| 2 = No..... | 57334 | 98.79 |
| 94 = DON'T KNOW | 76 | 0.13 |
| 97 = REFUSED | 18 | 0.03 |
| 98 = BLANK (NO ANSWER) | 331 | 0.57 |

How long has it been since you last used GHB?

(SD04)
GHBREC¹

Len : 2 TIME SINCE LAST USED GHB

| | Freq | Pct |
|--|-------|-------|
| 1 = Within the past 30 days..... | 17 | 0.03 |
| 2 = More than 30 days ago but within the past 12 mos | 25 | 0.04 |
| 3 = More than 12 months ago | 231 | 0.40 |
| 9 = At some point in the lifetime LOG ASSN..... | 2 | 0.00 |
| 91 = NEVER USED GHB | 57334 | 98.79 |
| 97 = REFUSED | 18 | 0.03 |
| 98 = BLANK (NO ANSWER) | 407 | 0.70 |

SPECIAL DRUGS

The next questions are about the different ways that certain drugs can be used.

Have you ever, even once, used a needle to inject cocaine?

(SD05)

COCNEEDL¹

Len : 2 EVER USED NEEDLE TO INJECT COCAINE

| | Freq | Pct |
|---------------------------------------|-------|-------|
| 1 = Yes..... | 395 | 0.68 |
| 2 = No..... | 6331 | 10.91 |
| 3 = Yes LOGICALLY ASSIGNED..... | 7 | 0.01 |
| 85 = BAD DATA Logically assigned..... | 1 | 0.00 |
| 91 = NEVER USED COCAINE..... | 51222 | 88.26 |
| 94 = DON'T KNOW..... | 3 | 0.01 |
| 97 = REFUSED..... | 5 | 0.01 |
| 98 = BLANK (NO ANSWER)..... | 70 | 0.12 |

How long has it been since you last used a needle to inject cocaine?

(SD06)

CONDLREC¹

Len : 2 TIME SINCE LAST USED NEEDLE TO INJECT COCAINE

| | Freq | Pct |
|--|-------|-------|
| 1 = Within the past 30 days..... | 8 | 0.01 |
| 2 = More than 30 days ago but within the past 12 mos..... | 17 | 0.03 |
| 3 = More than 12 months ago..... | 367 | 0.63 |
| 9 = At some point in the lifetime LOG ASSN..... | 3 | 0.01 |
| 12 = Used >30 days ago but within pst 12 mos LOG ASSN..... | 2 | 0.00 |
| 13 = More than 12 months ago LOGICALLY ASSIGNED..... | 5 | 0.01 |
| 91 = NEVER USED COCAINE..... | 51222 | 88.26 |
| 93 = USED COCAINE BUT NEVER WITH A NEEDLE..... | 6331 | 10.91 |
| 97 = REFUSED..... | 5 | 0.01 |
| 98 = BLANK (NO ANSWER)..... | 74 | 0.13 |

Have you ever, even once, smoked heroin?

(HEOTSMK, SD07)

HERSMOKE¹

Len : 2 EVER SMOKED HEROIN

| | Freq | Pct |
|---------------------------------|-------|-------|
| 1 = Yes..... | 547 | 0.94 |
| 2 = No..... | 559 | 0.96 |
| 3 = Yes LOGICALLY ASSIGNED..... | 9 | 0.02 |
| 91 = NEVER USED HEROIN..... | 56882 | 98.01 |
| 97 = REFUSED..... | 1 | 0.00 |
| 98 = BLANK (NO ANSWER)..... | 36 | 0.06 |

How long has it been since you last smoked heroin?

(SD08, SDHEUSE6)

HRSMKREC¹

Len : 2 TIME SINCE LAST SMOKED HEROIN

| | Freq | Pct |
|---|-------|-------|
| 1 = Within the past 30 days..... | 27 | 0.05 |
| 2 = More than 30 days ago but within the past 12 mos..... | 48 | 0.08 |
| 3 = More than 12 months ago..... | 480 | 0.83 |
| 9 = At some point in the lifetime LOG ASSN..... | 1 | 0.00 |
| 91 = NEVER USED HEROIN..... | 56882 | 98.01 |
| 93 = USED HEROIN BUT NEVER SMOKED IT..... | 559 | 0.96 |
| 97 = REFUSED..... | 1 | 0.00 |
| 98 = BLANK (NO ANSWER)..... | 36 | 0.06 |

SPECIAL DRUGS

Have you ever, even once, sniffed or "snorted" heroin powder through your nose?

(HEOTSNF, SD09)
HERSNIFF¹

Len : 2 EVER SNIFFED HEROIN

| | Freq | Pct |
|---------------------------------|-------|-------|
| 1 = Yes..... | 745 | 1.28 |
| 2 = No..... | 339 | 0.58 |
| 3 = Yes LOGICALLY ASSIGNED..... | 30 | 0.05 |
| 91 = NEVER USED HEROIN..... | 56882 | 98.01 |
| 94 = DON'T KNOW..... | 1 | 0.00 |
| 97 = REFUSED..... | 1 | 0.00 |
| 98 = BLANK (NO ANSWER)..... | 36 | 0.06 |

How long has it been since you last sniffed or "snorted" heroin powder through your nose?

(SD10, SDHEUSE7)
HRSNFREC¹

Len : 2 TIME SINCE LAST SNIFFED HEROIN

| | Freq | Pct |
|---|-------|-------|
| 1 = Within the past 30 days..... | 50 | 0.09 |
| 2 = More than 30 days ago but within the past 12 mos..... | 70 | 0.12 |
| 3 = More than 12 months ago..... | 653 | 1.13 |
| 9 = At some point in the lifetime LOG ASSN..... | 2 | 0.00 |
| 91 = NEVER USED HEROIN..... | 56882 | 98.01 |
| 93 = USED HEROIN BUT NEVER SNIFFED IT..... | 339 | 0.58 |
| 97 = REFUSED..... | 1 | 0.00 |
| 98 = BLANK (NO ANSWER)..... | 37 | 0.06 |

Have you ever, even once, used a needle to inject heroin?

(HEOTNDL, SD11)
HERNEEDL¹

Len : 2 EVER USED NEEDLE TO INJECT HEROIN

| | Freq | Pct |
|---------------------------------|-------|-------|
| 1 = Yes..... | 506 | 0.87 |
| 2 = No..... | 599 | 1.03 |
| 3 = Yes LOGICALLY ASSIGNED..... | 12 | 0.02 |
| 91 = NEVER USED HEROIN..... | 56882 | 98.01 |
| 97 = REFUSED..... | 1 | 0.00 |
| 98 = BLANK (NO ANSWER)..... | 34 | 0.06 |

Earlier the computer recorded that you had used heroin. In what way have you used heroin?

(SDHEUSE)
HEOTSMK¹

Len : 2 HOW USED HEROIN: SMOKED IT

| | Freq | Pct |
|-------------------------------|-------|-------|
| 1 = Response entered..... | 9 | 0.02 |
| 6 = Response not entered..... | 57 | 0.10 |
| 91 = NEVER USED HEROIN..... | 56882 | 98.01 |
| 94 = DON'T KNOW..... | 4 | 0.01 |
| 97 = REFUSED..... | 7 | 0.01 |
| 98 = BLANK (NO ANSWER)..... | 37 | 0.06 |
| 99 = LEGITIMATE SKIP..... | 1038 | 1.79 |

(SDHEUSE)
HEOTSNE¹

Len : 2 HOW USED HEROIN: SNIFFED IT

| | Freq | Pct |
|-------------------------------|-------|-------|
| 1 = Response entered..... | 30 | 0.05 |
| 6 = Response not entered..... | 36 | 0.06 |
| 91 = NEVER USED HEROIN..... | 56882 | 98.01 |
| 94 = DON'T KNOW..... | 4 | 0.01 |
| 97 = REFUSED..... | 7 | 0.01 |
| 98 = BLANK (NO ANSWER)..... | 37 | 0.06 |
| 99 = LEGITIMATE SKIP..... | 1038 | 1.79 |

SPECIAL DRUGS

(SDHEUSE)
HEOTNDL¹

Len : 2 HOW USED HEROIN: INJECTED IT WITH A NEEDLE

| | Freq | Pct |
|--|-------|-------|
| 1 = Response entered..... | 8 | 0.01 |
| 3 = Response entered LOGICALLY ASSIGNED..... | 1 | 0.00 |
| 6 = Response not entered..... | 57 | 0.10 |
| 91 = NEVER USED HEROIN..... | 56882 | 98.01 |
| 94 = DON'T KNOW..... | 4 | 0.01 |
| 97 = REFUSED..... | 7 | 0.01 |
| 98 = BLANK (NO ANSWER)..... | 37 | 0.06 |
| 99 = LEGITIMATE SKIP..... | 1038 | 1.79 |

(SDHEUSE)
HEOTOH¹

Len : 2 HOW USED HEROIN: SOME OTHER WAY

| | Freq | Pct |
|-------------------------------|-------|-------|
| 1 = Response entered..... | 20 | 0.03 |
| 6 = Response not entered..... | 46 | 0.08 |
| 91 = NEVER USED HEROIN..... | 56882 | 98.01 |
| 94 = DON'T KNOW..... | 4 | 0.01 |
| 97 = REFUSED..... | 7 | 0.01 |
| 98 = BLANK (NO ANSWER)..... | 37 | 0.06 |
| 99 = LEGITIMATE SKIP..... | 1038 | 1.79 |

(SDHUSESC)
HEOTSP¹

Len : 2 HOW USED HEROIN: SPECIFY

| | Freq | Pct |
|--|-------|-------|
| 3 = You injected heroin with a needle..... | 1 | 0.00 |
| 5 = You took it orally/by mouth/in pill form..... | 7 | 0.01 |
| 6 = You sniffed or "snorted" in liquid/melted form..... | 1 | 0.00 |
| 10 = You combined it w/Ecstasy (no othr drug mentioned)..... | 5 | 0.01 |
| 23 = You took it rectally..... | 1 | 0.00 |
| 85 = BAD DATA Logically assigned..... | 1 | 0.00 |
| 91 = NEVER USED HEROIN..... | 56882 | 98.01 |
| 97 = REFUSED..... | 10 | 0.02 |
| 98 = BLANK (NO ANSWER)..... | 42 | 0.07 |
| 99 = LEGITIMATE SKIP..... | 1084 | 1.87 |

How long has it been since you last used a needle to inject heroin?

(SD12)
HRNDLREC¹

Len : 2 TIME SINCE LAST USED NEEDLE TO INJECT HEROIN

| | Freq | Pct |
|---|-------|-------|
| 1 = Within the past 30 days..... | 49 | 0.08 |
| 2 = More than 30 days ago but within the past 12 mos..... | 50 | 0.09 |
| 3 = More than 12 months ago..... | 414 | 0.71 |
| 9 = At some point in the lifetime LOG ASSN..... | 2 | 0.00 |
| 13 = More than 12 months ago LOGICALLY ASSIGNED..... | 3 | 0.01 |
| 91 = NEVER USED HEROIN..... | 56882 | 98.01 |
| 93 = USED HEROIN BUT NEVER WITH A NEEDLE..... | 599 | 1.03 |
| 97 = REFUSED..... | 1 | 0.00 |
| 98 = BLANK (NO ANSWER)..... | 34 | 0.06 |

Have you ever, even once, used a needle to inject Methamphetamine?

(SD13)
METHNEEDL¹

Len : 2 EVER USED NEEDLE TO INJECT METHAMPHETAMINE

| | Freq | Pct |
|--------------------------------------|-------|-------|
| 1 = Yes..... | 503 | 0.87 |
| 2 = No..... | 2123 | 3.66 |
| 3 = Yes LOGICALLY ASSIGNED..... | 3 | 0.01 |
| 91 = NEVER USED METHAMPHETAMINE..... | 55325 | 95.33 |
| 94 = DON'T KNOW..... | 2 | 0.00 |
| 97 = REFUSED..... | 3 | 0.01 |
| 98 = BLANK (NO ANSWER)..... | 75 | 0.13 |

SPECIAL DRUGS

How long has it been since you last used a needle to inject Methamphetamine?

(SD14)

METHNDLRC¹

Len : 2 TIME SINCE LAST USED NEEDLE TO INJECT METH

| | Freq | Pct |
|--|-------|-------|
| 1 = Within the past 30 days..... | 61 | 0.11 |
| 2 = More than 30 days ago but within the past 12 mos | 64 | 0.11 |
| 3 = More than 12 months ago | 378 | 0.65 |
| 13 = More than 12 months ago LOGICALLY ASSIGNED..... | 3 | 0.01 |
| 91 = NEVER USED METHAMPHETAMINE | 55325 | 95.33 |
| 93 = USED METHAMPH BUT NEVER WITH A NEEDLE..... | 2123 | 3.66 |
| 97 = REFUSED | 3 | 0.01 |
| 98 = BLANK (NO ANSWER) | 77 | 0.13 |

Have you ever, even once, used a needle to inject any other drug/any drug that was not prescribed for you?

(SD15)

OTDGNEDL¹

Len : 2 EVER USED NEEDLE TO INJECT ANY OTHER DRUG

| | Freq | Pct |
|---------------------------------|-------|-------|
| 1 = Yes..... | 354 | 0.61 |
| 2 = No..... | 57295 | 98.73 |
| 4 = No LOGICALLY ASSIGNED | 3 | 0.01 |
| 94 = DON'T KNOW | 33 | 0.06 |
| 97 = REFUSED | 16 | 0.03 |
| 98 = BLANK (NO ANSWER) | 333 | 0.57 |

SPECIAL DRUGS

(SD15SCI)
 OTDGNDLA¹

Len : 4 OTHER DRUG INJECTED - SPECIFY 1

| | Freq | Pct |
|--|------|------|
| 109 = Seconal | 3 | 0.01 |
| 115 = Phenobarbital | 2 | 0.00 |
| 120 = Downers; OTHER Sedative, NOT OTHERWISE SPECIFIED | 1 | 0.00 |
| 157 = Barbiturates..... | 2 | 0.00 |
| 201 = Valium..... | 4 | 0.01 |
| 209 = Xanax..... | 6 | 0.01 |
| 246 = Klonopin..... | 1 | 0.00 |
| 306 = Desoxyn..... | 1 | 0.00 |
| 311 = Preludin..... | 1 | 0.00 |
| 318 = Ritalin | 2 | 0.00 |
| 322 = Methamphetamine ("ice" or "crank"), Meth..... | 25 | 0.04 |
| 382 = Footballs, purple footballs..... | 1 | 0.00 |
| 407 = Demerol..... | 3 | 0.01 |
| 408 = Dilaudid, Hydromorphone | 26 | 0.04 |
| 417 = Morphine | 14 | 0.02 |
| 418 = Methadone | 1 | 0.00 |
| 420 = OTHER Analgesic, NOT OTHERWISE SPECIFIED | 6 | 0.01 |
| 423 = Percocet | 6 | 0.01 |
| 458 = Mepergan, Mepergan Fortis..... | 1 | 0.00 |
| 465 = Fentanyl..... | 6 | 0.01 |
| 481 = Acular, Dolac, Ketorolac tromethamine, Toradol | 1 | 0.00 |
| 601 = LSD ("acid")..... | 5 | 0.01 |
| 606 = "Ecstasy" (MDMA), X-TC, "X" | 5 | 0.01 |
| 614 = MDA, Methylenedioxy amphetamine | 1 | 0.00 |
| 658 = Special K, Ketamine | 10 | 0.02 |
| 702 = Heroin..... | 26 | 0.04 |
| 704 = Dope | 1 | 0.00 |
| 801 = OTHER Drugs, NOT OTHERWISE SPECIFIED | 20 | 0.03 |
| 802 = THC, cannabinal, marinol, tetrahydrocannabinol | 1 | 0.00 |
| 805 = Cocaine, coca, cocaina, coke, perico..... | 13 | 0.02 |
| 806 = Crack, rock..... | 5 | 0.01 |
| 807 = Alcohol, beer, ethanol, EtOH, pink champagne | 1 | 0.00 |
| 820 = Penicillin..... | 2 | 0.00 |
| 824 = Steroids | 4 | 0.01 |
| 848 = Liquid vitamin, vitamin pills <OTC> | 1 | 0.00 |
| 3023 = Adderall | 4 | 0.01 |
| 3052 = Speed, otherwise unspecified..... | 2 | 0.00 |
| 3077 = Concerta..... | 1 | 0.00 |
| 4044 = Hydrocodone..... | 2 | 0.00 |
| 4046 = Oxycodone..... | 23 | 0.04 |
| 4047 = Roxicet..... | 1 | 0.00 |
| 4065 = Roxicodone | 3 | 0.01 |
| 4067 = OxyContin | 19 | 0.03 |
| 4073 = Temgesic..... | 1 | 0.00 |
| 4091 = K4 | 1 | 0.00 |
| 4109 = Suboxone | 14 | 0.02 |
| 4119 = Buprenorphine | 1 | 0.00 |
| 4120 = Opana..... | 8 | 0.01 |
| 4150 = Subutex | 2 | 0.00 |
| 4505 = Oxycodone product, unspecified..... | 5 | 0.01 |
| 4510 = Oxymorphone | 2 | 0.00 |
| 6114 = Molly, not otherwise specified..... | 3 | 0.01 |
| 6122 = MMDA | 1 | 0.00 |
| 8009 = Allergy pills/shot/antihistamine, type unspcfd | 1 | 0.00 |
| 8067 = Testosterone..... | 6 | 0.01 |
| 8079 = Insulin | 2 | 0.00 |
| 8083 = Testosterone cyprionate | 1 | 0.00 |
| 8113 = Test 250, Test 400 <OTC> | 2 | 0.00 |
| 8184 = Ondansetron, Periset, Zofran..... | 1 | 0.00 |
| 8206 = Delatestryl, Testosterone enanthate..... | 1 | 0.00 |
| 8212 = Finaplix Gold, Trembolona QV75, Trenbolone | 1 | 0.00 |
| 8224 = Oxytocin, Pitocin, Syntocinon | 1 | 0.00 |
| 8245 = Human growth hormone (HGH) | 1 | 0.00 |
| 8282 = Saline solution, salt, sodium chloride <OTC> | 1 | 0.00 |
| 8301 = Bath salts/synthetic cathinone; otherwise unspcfd | 2 | 0.00 |
| 8428 = Dexmedetomidine, Precedex..... | 1 | 0.00 |
| 8503 = Dilantin | 2 | 0.00 |
| 8553 = Bupropion, Wellbutrin, Zyban | 2 | 0.00 |
| 9985 = BAD DATA Logically assigned | 7 | 0.01 |
| 9989 = LEGITIMATE SKIP Logically assigned | 3 | 0.01 |

SPECIAL DRUGS

| | | |
|-------------------------------|-------|-------|
| 9994 = DON'T KNOW | 16 | 0.03 |
| 9997 = REFUSED | 21 | 0.04 |
| 9998 = BLANK (NO ANSWER)..... | 366 | 0.63 |
| 9999 = LEGITIMATE SKIP..... | 57295 | 98.73 |

(SD15SC2)
OTDGNDLB¹

Len : 4 OTHER DRUG INJECTED - SPECIFY 2

| | Freq | Pct |
|---|-------|-------|
| 110 = Tuinal..... | 2 | 0.00 |
| 201 = Valium..... | 1 | 0.00 |
| 209 = Xanax..... | 1 | 0.00 |
| 246 = Klonopin..... | 1 | 0.00 |
| 306 = Desoxyn..... | 1 | 0.00 |
| 311 = Preludin..... | 1 | 0.00 |
| 318 = Ritalin..... | 1 | 0.00 |
| 322 = Methamphetamine ("ice" or "crank"), Meth..... | 9 | 0.02 |
| 407 = Demerol..... | 1 | 0.00 |
| 408 = Dilaudid, Hydromorphone..... | 8 | 0.01 |
| 417 = Morphine..... | 14 | 0.02 |
| 423 = Percocet..... | 1 | 0.00 |
| 434 = Vicodin..... | 1 | 0.00 |
| 465 = Fentanyl..... | 1 | 0.00 |
| 601 = LSD ("acid")..... | 2 | 0.00 |
| 606 = "Ecstasy" (MDMA), X-TC, "X"..... | 2 | 0.00 |
| 658 = Special K, Ketamine..... | 3 | 0.01 |
| 663 = Animal tranquilizer, horse tranquilizer..... | 1 | 0.00 |
| 702 = Heroin..... | 7 | 0.01 |
| 801 = OTHER Drugs, NOT OTHERWISE SPECIFIED..... | 3 | 0.01 |
| 805 = Cocaine, coca, cocaina, coke, perico..... | 14 | 0.02 |
| 806 = Crack, rock..... | 3 | 0.01 |
| 807 = Alcohol, beer, ethanol, EtOH, pink champagne..... | 1 | 0.00 |
| 2030 = Versed..... | 1 | 0.00 |
| 2506 = Diazepam..... | 1 | 0.00 |
| 3023 = Adderall..... | 6 | 0.01 |
| 3052 = Speed, otherwise unspecified..... | 2 | 0.00 |
| 4037 = MS Contin..... | 1 | 0.00 |
| 4044 = Hydrocodone..... | 1 | 0.00 |
| 4046 = Oxycodone..... | 4 | 0.01 |
| 4047 = Roxicet..... | 1 | 0.00 |
| 4065 = Roxicodone..... | 3 | 0.01 |
| 4067 = OxyContin..... | 9 | 0.02 |
| 4109 = Suboxone..... | 5 | 0.01 |
| 4120 = Opana..... | 5 | 0.01 |
| 4150 = Subutex..... | 1 | 0.00 |
| 4501 = Lortab..... | 1 | 0.00 |
| 4505 = Oxycodone product, unspecified..... | 4 | 0.01 |
| 8067 = Testosterone..... | 1 | 0.00 |
| 8072 = Deca-Durabolin, Nandrolone decanoate..... | 1 | 0.00 |
| 8245 = Human growth hormone (HGH)..... | 1 | 0.00 |
| 8301 = Bath salts/synthetic cathinone; otherwise unspcfd..... | 1 | 0.00 |
| 8438 = Ts and Bs..... | 1 | 0.00 |
| 8553 = Bupropion, Wellbutrin, Zyban..... | 1 | 0.00 |
| 9985 = BAD DATA Logically assigned..... | 10 | 0.02 |
| 9994 = DON'T KNOW..... | 8 | 0.01 |
| 9997 = REFUSED..... | 19 | 0.03 |
| 9998 = BLANK (NO ANSWER)..... | 569 | 0.98 |
| 9999 = LEGITIMATE SKIP..... | 57298 | 98.73 |

SPECIAL DRUGS

(SD15SC3)
 OTDGNLDC¹

Len : 4 OTHER DRUG INJECTED - SPECIFY 3

| | Freq | Pct |
|---|-------|-------|
| 105 = Placidyl, Ethchlorvynol..... | 1 | 0.00 |
| 174 = Ambien | 1 | 0.00 |
| 207 = Ativan | 1 | 0.00 |
| 318 = Ritalin | 3 | 0.01 |
| 322 = Methamphetamine ("ice" or "crank"), Meth..... | 2 | 0.00 |
| 348 = Crystal | 1 | 0.00 |
| 407 = Demerol | 1 | 0.00 |
| 408 = Dilaudid, Hydromorphone | 6 | 0.01 |
| 417 = Morphine | 8 | 0.01 |
| 418 = Methadone | 1 | 0.00 |
| 465 = Fentanyl..... | 2 | 0.00 |
| 605 = PCP ("angel dust," phencyclidine)..... | 1 | 0.00 |
| 606 = "Ecstasy" (MDMA), X-TC, "X" | 2 | 0.00 |
| 658 = Special K, Ketamine | 1 | 0.00 |
| 702 = Heroin..... | 5 | 0.01 |
| 801 = OTHER Drugs, NOT OTHERWISE SPECIFIED | 2 | 0.00 |
| 805 = Cocaine, coca, cocaina, coke, perico..... | 4 | 0.01 |
| 806 = Crack, rock..... | 1 | 0.00 |
| 3023 = Adderall | 4 | 0.01 |
| 3052 = Speed, otherwise unspecified | 1 | 0.00 |
| 4011 = Atretol, Carbamazepine, Carbatrol, Eptol,Tegretol..... | 1 | 0.00 |
| 4046 = Oxycodone..... | 6 | 0.01 |
| 4065 = Roxicodone | 2 | 0.00 |
| 4067 = OxyContin | 6 | 0.01 |
| 4120 = Opana..... | 5 | 0.01 |
| 4150 = Subutex | 1 | 0.00 |
| 4505 = Oxycodone product, unspecified..... | 2 | 0.00 |
| 4507 = Kadian..... | 1 | 0.00 |
| 8067 = Testosterone..... | 1 | 0.00 |
| 9985 = BAD DATA Logically assigned | 5 | 0.01 |
| 9994 = DON'T KNOW | 1 | 0.00 |
| 9997 = REFUSED | 16 | 0.03 |
| 9998 = BLANK (NO ANSWER)..... | 641 | 1.10 |
| 9999 = LEGITIMATE SKIP..... | 57298 | 98.73 |

(SD15SC4)
 OTDGNLDD¹

Len : 4 OTHER DRUG INJECTED - SPECIFY 4

| | Freq | Pct |
|--|-------|-------|
| 108 = Nembutal | 1 | 0.00 |
| 110 = Tuinal..... | 1 | 0.00 |
| 209 = Xanax..... | 3 | 0.01 |
| 322 = Methamphetamine ("ice" or "crank"), Meth..... | 6 | 0.01 |
| 324 = Uppers; OTHER Stimulant, NOT OTHERWISE SPECIFIED | 1 | 0.00 |
| 408 = Dilaudid, Hydromorphone | 6 | 0.01 |
| 417 = Morphine | 5 | 0.01 |
| 418 = Methadone | 1 | 0.00 |
| 801 = OTHER Drugs, NOT OTHERWISE SPECIFIED | 1 | 0.00 |
| 805 = Cocaine, coca, cocaina, coke, perico..... | 1 | 0.00 |
| 3023 = Adderall | 1 | 0.00 |
| 4046 = Oxycodone..... | 1 | 0.00 |
| 4067 = OxyContin | 1 | 0.00 |
| 4505 = Oxycodone product, unspecified..... | 1 | 0.00 |
| 6114 = Molly, not otherwise specified | 1 | 0.00 |
| 9985 = BAD DATA Logically assigned | 3 | 0.01 |
| 9997 = REFUSED | 17 | 0.03 |
| 9998 = BLANK (NO ANSWER)..... | 685 | 1.18 |
| 9999 = LEGITIMATE SKIP..... | 57298 | 98.73 |

SPECIAL DRUGS

(SD15SC5)
OTDGNLDE¹

Len : 4 OTHER DRUG INJECTED - SPECIFY 5

| | Freq | Pct |
|--|-------|-------|
| 109 = Seconal | 1 | 0.00 |
| 209 = Xanax | 1 | 0.00 |
| 318 = Ritalin | 1 | 0.00 |
| 408 = Dilaudid, Hydromorphone | 1 | 0.00 |
| 465 = Fentanyl | 3 | 0.01 |
| 601 = LSD ("acid") | 1 | 0.00 |
| 658 = Special K, Ketamine | 1 | 0.00 |
| 690 = RID | 1 | 0.00 |
| 805 = Cocaine, coca, cocaina, coke, perico | 1 | 0.00 |
| 806 = Crack, rock | 2 | 0.00 |
| 4046 = Oxycodone | 1 | 0.00 |
| 4067 = OxyContin | 1 | 0.00 |
| 4120 = Opana | 1 | 0.00 |
| 4505 = Oxycodone product, unspecified | 1 | 0.00 |
| 9985 = BAD DATA Logically assigned | 2 | 0.00 |
| 9997 = REFUSED | 16 | 0.03 |
| 9998 = BLANK (NO ANSWER) | 701 | 1.21 |
| 9999 = LEGITIMATE SKIP | 57298 | 98.73 |

How long has it been since you last used a needle to inject [any other drug / any drug] that was not prescribed for you?

(SD16)
OTDGNLRC¹

Len : 2 TIME SINCE LAST USED A NEEDLE TO INJECT OTHER DRUG

| | Freq | Pct |
|---|-------|-------|
| 1 = Within the past 30 days | 24 | 0.04 |
| 2 = More than 30 days ago but within the past 12 months | 32 | 0.06 |
| 3 = More than 12 months ago | 292 | 0.50 |
| 9 = At some point in the lifetime LOG ASSN | 2 | 0.00 |
| 11 = Within the past 30 days LOGICALLY ASSIGNED | 2 | 0.00 |
| 12 = Used >30 days ago but within pst 12 mos LOG ASSN | 2 | 0.00 |
| 81 = NEVER USED ANY (OTHER) DRUG Logically assigned | 3 | 0.01 |
| 91 = NEVER USED ANY (OTHER) DRUG | 57295 | 98.73 |
| 97 = REFUSED | 16 | 0.03 |
| 98 = BLANK (NO ANSWER) | 366 | 0.63 |

Think about the last time you used a needle for injecting drugs. The last time you used a needle for injecting drugs, were you reusing a needle that you had used before?

(SD17)
GNNDREUS¹

Len : 2 LAST TIME REUSED NEEDLE USED BEFORE

| | Freq | Pct |
|---|-------|-------|
| 1 = Yes | 364 | 0.63 |
| 2 = No | 533 | 0.92 |
| 85 = BAD DATA Logically assigned | 1 | 0.00 |
| 89 = LEGITIMATE SKIP Logically assigned | 3 | 0.01 |
| 94 = DON'T KNOW | 2 | 0.00 |
| 97 = REFUSED | 15 | 0.03 |
| 98 = BLANK (NO ANSWER) | 363 | 0.63 |
| 99 = LEGITIMATE SKIP | 56753 | 97.79 |

The last time you used a needle for injecting drugs, did you use a needle that you knew or suspected someone else had used before?

(SD18)
GNNDLSH1¹

Len : 2 LAST NEEDLE HAD BEEN USED BY SOMEONE ELSE

| | Freq | Pct |
|---|-------|-------|
| 1 = Yes | 163 | 0.28 |
| 2 = No | 735 | 1.27 |
| 85 = BAD DATA Logically assigned | 1 | 0.00 |
| 89 = LEGITIMATE SKIP Logically assigned | 3 | 0.01 |
| 94 = DON'T KNOW | 1 | 0.00 |
| 97 = REFUSED | 15 | 0.03 |
| 98 = BLANK (NO ANSWER) | 363 | 0.63 |
| 99 = LEGITIMATE SKIP | 56753 | 97.79 |

SPECIAL DRUGS

The last time you used a needle for injecting drugs, did you use bleach to clean the needle before you used it?

(SD19)

GNNDCLEN¹

Len : 2 USED BLEACH TO CLEAN LAST NEEDLE BEFORE USE

| | Freq | Pct |
|--|-------|-------|
| 1 = Yes..... | 165 | 0.28 |
| 2 = No..... | 732 | 1.26 |
| 85 = BAD DATA Logically assigned..... | 1 | 0.00 |
| 89 = LEGITIMATE SKIP Logically assigned..... | 3 | 0.01 |
| 94 = DON'T KNOW..... | 2 | 0.00 |
| 97 = REFUSED..... | 15 | 0.03 |
| 98 = BLANK (NO ANSWER)..... | 363 | 0.63 |
| 99 = LEGITIMATE SKIP..... | 56753 | 97.79 |

The last time you used a needle for injecting drugs, did someone else use the needle after you?

(SD20)

GNNDSLH2¹

Len : 2 SOMEONE ELSE USED LAST NEEDLE AFTER YOU

| | Freq | Pct |
|--|-------|-------|
| 1 = Yes..... | 179 | 0.31 |
| 2 = No..... | 719 | 1.24 |
| 85 = BAD DATA Logically assigned..... | 1 | 0.00 |
| 89 = LEGITIMATE SKIP Logically assigned..... | 3 | 0.01 |
| 94 = DON'T KNOW..... | 2 | 0.00 |
| 97 = REFUSED..... | 14 | 0.02 |
| 98 = BLANK (NO ANSWER)..... | 363 | 0.63 |
| 99 = LEGITIMATE SKIP..... | 56753 | 97.79 |

NOTE: In situations where respondents reported getting their last needle "some other way" and specified where they got the needle, the variable GNNDG22 incorporates these "OTHER, Specify" data.

The last time you used a needle for injecting drugs, how did you get the needle?

(SD21, SD21SC)

GNNDG22¹

Len : 2 HOW DID YOU GET THE NEEDLE LAST TIME

| | Freq | Pct |
|--|-------|-------|
| 1 = Bought the needle from a pharmacy..... | 453 | 0.78 |
| 2 = Got the needle from a needle exchange..... | 87 | 0.15 |
| 3 = Bought the needle on the street..... | 96 | 0.17 |
| 4 = Got the needle in a shooting gallery..... | 5 | 0.01 |
| 5 = Got the needle some other way..... | 33 | 0.06 |
| 41 = Given by/stole frm friend/acquaint of frnd/nonrel..... | 103 | 0.18 |
| 42 = Given by, stolen from a relative..... | 16 | 0.03 |
| 43 = Given by, stolen from someone, relation unspecfd..... | 34 | 0.06 |
| 44 = From drug dealer/came with drugs..... | 9 | 0.02 |
| 46 = Given by, stolen frm med facility/professionl/lab..... | 12 | 0.02 |
| 47 = Given by, stolen from work..... | 6 | 0.01 |
| 48 = Given by, stolen from a pharmacy or store..... | 5 | 0.01 |
| 49 = Bought, given, stolen from place/location unspecfd..... | 7 | 0.01 |
| 54 = Shared needle with friends/other acquaintances..... | 11 | 0.02 |
| 59 = Bought it online/on the Internet..... | 14 | 0.02 |
| 85 = BAD DATA Logically assigned..... | 1 | 0.00 |
| 89 = LEGITIMATE SKIP Logically assigned..... | 3 | 0.01 |
| 94 = DON'T KNOW..... | 4 | 0.01 |
| 97 = REFUSED..... | 19 | 0.03 |
| 98 = BLANK (NO ANSWER)..... | 363 | 0.63 |
| 99 = LEGITIMATE SKIP..... | 56753 | 97.79 |

IMPUTED SPECIAL DRUGS

IMPUTED SPECIAL DRUGS

(COLDMEDS, OTCFLAG)

| | | | | |
|------------------------------------|---------|--|-------------|------------|
| <u>IRNPCOLDREC</u> | Len : 1 | NONPRESCRIPTION COUGH OR COLD MEDS RECENCY - IMPUTATION REV | | |
| | | | Freq | Pct |
| | | 1 = Within the past 30 days..... | 111 | 0.19 |
| | | 2 = More than 30 days ago but within the past 12 mos | 276 | 0.48 |
| | | 3 = More than 12 months ago | 1731 | 2.98 |
| | | 9 = Never used nonprescription cough and cold medicines..... | 55916 | 96.35 |

(COLDMEDS, OTCFLAG)

| | | | | |
|------------------------------------|---------|---|-------------|------------|
| <u>IINPCOLDREC</u> | Len : 1 | NONPRESCRIPTION COUGH OR COLD MEDS RECENCY - IMPUTATION IND | | |
| | | | Freq | Pct |
| | | 1 = Questionnaire data | 57541 | 99.15 |
| | | 3 = Statistically imputed data..... | 440 | 0.76 |
| | | 4 = Statistically imputed data - edited recency = 9..... | 53 | 0.09 |

(GHBREC)

| | | | | |
|---------------------------------|---------|--|-------------|------------|
| <u>IRGHBREC</u> | Len : 1 | GHB RECENCY - IMPUTATION REVISED | | |
| | | | Freq | Pct |
| | | 1 = Within the past 30 days..... | 17 | 0.03 |
| | | 2 = More than 30 days ago but within the past 12 mos | 25 | 0.04 |
| | | 3 = More than 12 months ago | 233 | 0.40 |
| | | 9 = NEVER USED GHB | 57759 | 99.53 |

(GHBREC)

| | | | | |
|---------------------------------|---------|--|-------------|------------|
| <u>IIGHBREC</u> | Len : 1 | GHB RECENCY - IMPUTATION INDICATOR | | |
| | | | Freq | Pct |
| | | 1 = Questionnaire data | 57607 | 99.26 |
| | | 3 = Statistically imputed data..... | 425 | 0.73 |
| | | 4 = Statistically imputed data - edited recency = 9..... | 2 | 0.00 |

RECODED SPECIAL DRUGS

RECODED SPECIAL DRUGS

The values in this section may be inconsistent with values for variables in other sections of the interview. Items in this section were edited when respondents legitimately skipped out of these items based on prior answers in earlier sections. Otherwise, variables in one section of the interview generally were not edited to make them consistent with variables in another section of the interview. This note applies to variables in this section marked by a¹.

NOTE: The variables in this section are recoded variables that were created from one or more of the variables from three of the preceding sections: Recoded Drug Use, Special Drugs, and Imputed Special Drugs.

NOTE: Certain source variables that were used to create recoded variables have valid values that might not have been reported or assigned for the current survey year. However, these values have been included in the general specifications in the codebook on how the recoded variables were created. See additional details about this issue in the Organization of the Data File section of this codebook introduction.

(CONDLREC, HRNDLREC, METHNDLRC, OTDGNDLRC)

ANYNDLREC¹ Len : 2 RC-MOST RECENT USE OF ANY DRUG WITH A NEEDLE

| | Freq | Pct |
|--|-------|-------|
| 1 = Within the past 30 days..... | 101 | 0.17 |
| 2 = More than 30 days ago but within the past 12 mos | 93 | 0.16 |
| 3 = More than 12 months ago | 695 | 1.20 |
| 8 = At some point in the past 12 months LOG ASSN..... | 5 | 0.01 |
| 9 = At some point in the lifetime LOG ASSN..... | 3 | 0.01 |
| 81 = NEVER USED COC/HER/STM W/NEEDLE Log assn | 3 | 0.01 |
| 91 = NEVER USED ANY DRUG WITH A NEEDLE..... | 56752 | 97.79 |
| 97 = REFUSED | 19 | 0.03 |
| 98 = MISSING (BUT NOT REFUSED)..... | 363 | 0.63 |

(CONDLREC, HRNDLREC, METHNDLRC)

CHMNDLREC¹ Len : 2 RC-MOST RECENT USE OF COC/HER/METH WITH A NEEDLE

| | Freq | Pct |
|--|-------|-------|
| 1 = Within the past 30 days..... | 92 | 0.16 |
| 2 = More than 30 days ago but within the past 12 mos | 88 | 0.15 |
| 3 = More than 12 months ago | 641 | 1.10 |
| 9 = At some point in the lifetime LOG ASSN..... | 4 | 0.01 |
| 13 = More than 12 months ago LOGICALLY ASSIGNED..... | 5 | 0.01 |
| 91 = NEVER USED COC/HER/STM WITH A NEEDLE | 57065 | 98.33 |
| 97 = REFUSED | 7 | 0.01 |
| 98 = MISSING (BUT NOT REFUSED)..... | 132 | 0.23 |

NOTE: The following eleven recoded variables pertain to specific needle and heroin use. The lifetime versions of these variables (HERNEDEVER, COCNEDEVER, MTHNEDEVER, HERSMOEVER, and HERSNIEVER) were revised starting with the 2021 NSDUH so that respondents with unknown lifetime specific needle or heroin use were coded as a system missing.

(ANYNDLREC)

ANYNEDEVER Len : 1 RC-EVER USED NEEDLE TO INJECT DRUGS

| | Freq | Pct |
|---------------------------------------|-------|-------|
| . = Unknown (Otherwise)..... | 382 | 0.66 |
| 0 = No (ANYNDLREC=81,91)..... | 56755 | 97.80 |
| 1 = Yes (ANYNDLREC=1,2,3,8,9,13)..... | 897 | 1.55 |

(HERFLAG, HERNEEDL)

HERNEDEVER Len : 1 RC-EVER USED A NEEDLE TO INJECT HEROIN

| | Freq | Pct |
|--|-------|-------|
| . = Unknown (Otherwise)..... | 18 | 0.03 |
| 0 = No (HERNEEDL=2,91 or (HERNEEDL^=1,3 & HERFLAG=0))..... | 57498 | 99.08 |
| 1 = Yes (HERNEEDL=1,3)..... | 518 | 0.89 |

RECODED SPECIAL DRUGS

(COCFLAG, COCNEEDL)

| | | | |
|-------------------|--|-------------|------------|
| <u>COCNEDEVER</u> | Len : 1 RC-EVER USED A NEEDLE TO INJECT COCAINE | | |
| | . = Unknown (Otherwise)..... | Freq | Pct |
| | 0 = No (COCNEEDL=2,91 or (COCNEEDL^=1,3 & COCFLAG=0))..... | 65 | 0.11 |
| | 1 = Yes (COCNEEDL=1,3)..... | 57567 | 99.20 |
| | | 402 | 0.69 |

(METHAMFLAG, METHNEEDL)

| | | | |
|-------------------|---|-------------|------------|
| <u>MTHNEDEVER</u> | Len : 1 RC-EVER USED NEEDLE TO INJECT METHAMPHETAMINE | | |
| | . = Unknown (Otherwise)..... | Freq | Pct |
| | 0 = No (METHNEEDL=2,91 or (METHNEEDL^=1,3 & METHAMFLAG=0))..... | 38 | 0.07 |
| | 1 = Yes (METHNEEDL=1,3)..... | 57490 | 99.06 |
| | | 506 | 0.87 |

(HERFLAG, HERSMOKE)

| | | | |
|-------------------|--|-------------|------------|
| <u>HERSMOEVER</u> | Len : 1 RC-EVER SMOKED HEROIN | | |
| | . = Unknown (Otherwise)..... | Freq | Pct |
| | 0 = No (HERSMOKE=2,91 or HERFLAG=0)..... | 18 | 0.03 |
| | 1 = Yes (HERSMOKE=1,3)..... | 57460 | 99.01 |
| | | 556 | 0.96 |

(HERFLAG, HERSNIFF)

| | | | |
|-------------------|---|-------------|------------|
| <u>HERSNIEVER</u> | Len : 1 RC-EVER SNIFFED HEROIN | | |
| | . = Unknown (Otherwise)..... | Freq | Pct |
| | 0 = No (HERSNIFF =2,91 or HERFLAG=0)..... | 19 | 0.03 |
| | 1 = Yes (HERSNIFF=1,3)..... | 57240 | 98.63 |
| | | 775 | 1.34 |

(IRNPCOLDREC)

| | | | |
|-------------------|---|-------------|------------|
| <u>NPCOLDFLAG</u> | Len : 1 RC-NONPRESCRIPTION COUGH OR COLD MEDS - EVER USED | | |
| | 0 = Never used (IRNPCOLDREC = 9)..... | Freq | Pct |
| | 1 = Ever used (IRNPCOLDREC = 1-3)..... | 55916 | 96.35 |
| | | 2118 | 3.65 |

(IRNPCOLDREC)

| | | | |
|-----------------|---|-------------|------------|
| <u>NPCOLDYR</u> | Len : 1 RC-NONPRESCRIPTION COUGH OR COLD MEDS - PAST YEAR USE | | |
| | 0 = Did not use in the past year (IRNPCOLDREC = 3,9)..... | Freq | Pct |
| | 1 = Used within the past year (IRNPCOLDREC = 1,2)..... | 57647 | 99.33 |
| | | 387 | 0.67 |

(IRNPCOLDREC)

| | | | |
|------------------|--|-------------|------------|
| <u>NPCOLDMON</u> | Len : 1 RC-NONPRESCRIPTION COUGH OR COLD MEDS - PAST MONTH USE | | |
| | 0 = Did not use in the past month (IRNPCOLDREC= 2-3,9)..... | Freq | Pct |
| | 1 = Used within the past month (IRNPCOLDREC = 1)..... | 57923 | 99.81 |
| | | 111 | 0.19 |

(IRGHBREC)

| | | | |
|----------------|-------------------------------------|-------------|------------|
| <u>GHBFLAG</u> | Len : 1 RC-GHB - EVER USED | | |
| | 0 = Never used (IRGHBREC = 9)..... | Freq | Pct |
| | 1 = Ever used (IRGHBREC = 1-3)..... | 57759 | 99.53 |
| | | 275 | 0.47 |

(IRGHBREC)

| | | | |
|---------------|--|-------------|------------|
| <u>GHBYSR</u> | Len : 1 RC-GHB - PAST YEAR USE | | |
| | 0 = Did not use in the past year (IRGHBREC = 3,9)..... | Freq | Pct |
| | 1 = Used within the past year (IRGHBREC = 1,2)..... | 57992 | 99.93 |
| | | 42 | 0.07 |

(IRGHBREC)

| | | | |
|---------------|--|-------------|------------|
| <u>GHBMON</u> | Len : 1 RC-GHB - PAST MONTH USE | | |
| | 0 = Did not use in the past month (IRGHBREC= 2-3,9)..... | Freq | Pct |
| | 1 = Used within the past month (IRGHBREC = 1)..... | 58017 | 99.97 |
| | | 17 | 0.03 |

RISK/AVAILABILITY

RISK/AVAILABILITY

The values in this section may be inconsistent with values for variables in other sections of the interview. Items in this section were edited when respondents legitimately skipped out of these items based on prior answers in earlier sections. Otherwise, variables in one section of the interview generally were not edited to make them consistent with variables in another section of the interview. This note applies to variables in this section marked by a¹.

NOTE: The variables in this section are considered to be comparable between 2015 and later years but are not comparable with variables in the 2014 NSDUH or prior years

We are interested in your opinion about the effects of using certain drugs and other substances, about whether it's difficult or easy to get drugs, and the extent to which drugs are available in your neighborhood.

Please indicate how much you think people risk harming themselves physically and in other ways when they do each of the following activities.

If you're not sure, choose an answer for the amount of risk that comes closest to what you think might be true for that activity.

How much do people risk harming themselves physically and in other ways when they smoke one or more packs of cigarettes per day?

(RK01A)

[RSKCIGPKD](#)¹

Len : 2 RISK SMOKING 1 OR MORE PACKS CIGARETTES PER DAY

| | Freq | Pct |
|--|-------|-------|
| 1 = No risk | 2620 | 4.51 |
| 2 = Slight risk | 3615 | 6.23 |
| 3 = Moderate risk | 12299 | 21.19 |
| 4 = Great risk | 38763 | 66.79 |
| 85 = BAD DATA Logically assigned | 3 | 0.01 |
| 94 = DON'T KNOW | 335 | 0.58 |
| 97 = REFUSED | 36 | 0.06 |
| 98 = BLANK (NO ANSWER) | 363 | 0.63 |

How much do people risk harming themselves physically and in other ways when they smoke marijuana once a month?

(RK01B)

[RSKMRJMON](#)¹

Len : 2 RISK SMOKING MARIJUANA ONCE A MONTH

| | Freq | Pct |
|--|-------|-------|
| 1 = No risk | 17175 | 29.59 |
| 2 = Slight risk | 18932 | 32.62 |
| 3 = Moderate risk | 11140 | 19.20 |
| 4 = Great risk | 9826 | 16.93 |
| 85 = BAD DATA Logically assigned | 4 | 0.01 |
| 94 = DON'T KNOW | 543 | 0.94 |
| 97 = REFUSED | 41 | 0.07 |
| 98 = BLANK (NO ANSWER) | 373 | 0.64 |

How much do people risk harming themselves physically and in other ways when they smoke marijuana once or twice a week?

(RK01C)

[RSKMRJWK](#)¹

Len : 2 RISK SMOKING MARIJUANA ONCE OR TWICE A WEEK

| | Freq | Pct |
|--|-------|-------|
| 1 = No risk | 13551 | 23.35 |
| 2 = Slight risk | 17092 | 29.45 |
| 3 = Moderate risk | 13289 | 22.90 |
| 4 = Great risk | 13156 | 22.67 |
| 85 = BAD DATA Logically assigned | 4 | 0.01 |
| 94 = DON'T KNOW | 526 | 0.91 |
| 97 = REFUSED | 39 | 0.07 |
| 98 = BLANK (NO ANSWER) | 377 | 0.65 |

RISK/AVAILABILITY

How much do people risk harming themselves physically and in other ways when they try LSD once or twice?

(RK01D)

[RSKLSDTRY](#)¹

Len : 2 RISK TRYING LSD ONCE OR TWICE

| | Freq | Pct |
|---------------------------------------|-------|-------|
| 1 = No risk | 3699 | 6.37 |
| 2 = Slight risk..... | 11159 | 19.23 |
| 3 = Moderate risk..... | 12971 | 22.35 |
| 4 = Great risk | 28619 | 49.31 |
| 85 = BAD DATA Logically assigned..... | 4 | 0.01 |
| 94 = DON'T KNOW | 1142 | 1.97 |
| 97 = REFUSED | 54 | 0.09 |
| 98 = BLANK (NO ANSWER) | 386 | 0.67 |

How much do people risk harming themselves physically and in other ways when they use LSD once or twice a week?

(RK01E)

[RSKLSDWK](#)¹

Len : 2 RISK USING LSD ONCE OR TWICE A WEEK

| | Freq | Pct |
|---------------------------------------|-------|-------|
| 1 = No risk | 1470 | 2.53 |
| 2 = Slight risk..... | 3883 | 6.69 |
| 3 = Moderate risk..... | 11627 | 20.03 |
| 4 = Great risk | 39467 | 68.01 |
| 85 = BAD DATA Logically assigned..... | 4 | 0.01 |
| 94 = DON'T KNOW | 1133 | 1.95 |
| 97 = REFUSED | 60 | 0.10 |
| 98 = BLANK (NO ANSWER) | 390 | 0.67 |

How much do people risk harming themselves physically and in other ways when they try heroin once or twice?

(RK01F)

[RSKHERTRY](#)¹

Len : 2 RISK TRYING HEROIN ONCE OR TWICE

| | Freq | Pct |
|---------------------------------------|-------|-------|
| 1 = No risk | 1169 | 2.01 |
| 2 = Slight risk..... | 3343 | 5.76 |
| 3 = Moderate risk..... | 8518 | 14.68 |
| 4 = Great risk | 43910 | 75.66 |
| 85 = BAD DATA Logically assigned..... | 4 | 0.01 |
| 94 = DON'T KNOW | 650 | 1.12 |
| 97 = REFUSED | 49 | 0.08 |
| 98 = BLANK (NO ANSWER) | 391 | 0.67 |

How much do people risk harming themselves physically and in other ways when they use heroin once or twice a week?

(RK01G)

[RSKHERWK](#)¹

Len : 2 RISK USING HEROIN ONCE OR TWICE A WEEK

| | Freq | Pct |
|---------------------------------------|-------|-------|
| 1 = No risk | 852 | 1.47 |
| 2 = Slight risk..... | 780 | 1.34 |
| 3 = Moderate risk..... | 3662 | 6.31 |
| 4 = Great risk | 51649 | 89.00 |
| 85 = BAD DATA Logically assigned..... | 4 | 0.01 |
| 94 = DON'T KNOW | 642 | 1.11 |
| 97 = REFUSED | 50 | 0.09 |
| 98 = BLANK (NO ANSWER) | 395 | 0.68 |

How much do people risk harming themselves physically and in other ways when they use cocaine once a month?

(RK01H)

[RSKCOCMON](#)¹

Len : 2 RISK USING COCAINE ONCE A MONTH

| | Freq | Pct |
|---------------------------------------|-------|-------|
| 1 = No risk | 1556 | 2.68 |
| 2 = Slight risk..... | 6943 | 11.96 |
| 3 = Moderate risk..... | 13610 | 23.45 |
| 4 = Great risk | 34853 | 60.06 |
| 85 = BAD DATA Logically assigned..... | 4 | 0.01 |
| 94 = DON'T KNOW | 625 | 1.08 |
| 97 = REFUSED | 46 | 0.08 |
| 98 = BLANK (NO ANSWER) | 397 | 0.68 |

RISK/AVAILABILITY

How much do people risk harming themselves physically and in other ways when they use cocaine once or twice a week?

(RK01I)

RSKCOCWK¹

Len : 2 RISK USING COCAINE ONCE OR TWICE A WEEK

| | Freq | Pct |
|--|-------|-------|
| 1 = No risk | 975 | 1.68 |
| 2 = Slight risk | 1691 | 2.91 |
| 3 = Moderate risk | 7496 | 12.92 |
| 4 = Great risk | 46838 | 80.71 |
| 85 = BAD DATA Logically assigned | 4 | 0.01 |
| 94 = DON'T KNOW | 588 | 1.01 |
| 97 = REFUSED | 41 | 0.07 |
| 98 = BLANK (NO ANSWER) | 401 | 0.69 |

How much do people risk harming themselves physically and in other ways when they have four or five drinks of an alcoholic beverage nearly every day?

(RK01J)

RSKBNGDLY¹

Len : 2 RISK HAVING 4 OR 5 DRINKS NEARLY EVERY DAY

| | Freq | Pct |
|--|-------|-------|
| 1 = No risk | 1127 | 1.94 |
| 2 = Slight risk | 3936 | 6.78 |
| 3 = Moderate risk | 13353 | 23.01 |
| 4 = Great risk | 38823 | 66.90 |
| 85 = BAD DATA Logically assigned | 4 | 0.01 |
| 94 = DON'T KNOW | 342 | 0.59 |
| 97 = REFUSED | 44 | 0.08 |
| 98 = BLANK (NO ANSWER) | 405 | 0.70 |

How much do people risk harming themselves physically and in other ways when they have five or more drinks of an alcoholic beverage once or twice a week?

(RK01K)

RSKBNGWK¹

Len : 2 RISK HAVING 5 OR MORE DRINKS ONCE OR TWICE A WEEK

| | Freq | Pct |
|--|-------|-------|
| 1 = No risk | 1993 | 3.43 |
| 2 = Slight risk | 10111 | 17.42 |
| 3 = Moderate risk | 21262 | 36.64 |
| 4 = Great risk | 23846 | 41.09 |
| 85 = BAD DATA Logically assigned | 4 | 0.01 |
| 94 = DON'T KNOW | 366 | 0.63 |
| 97 = REFUSED | 41 | 0.07 |
| 98 = BLANK (NO ANSWER) | 411 | 0.71 |

The next questions ask how difficult you think it would be for you to get each of the following types of drugs, if you wanted some.

How difficult or easy would it be for you to get some marijuana, if you wanted some?

(RK02A)

DIFGETMRJ¹

Len : 2 HOW DIFFICULT TO GET MARIJUANA

| | Freq | Pct |
|--|-------|-------|
| 1 = Probably impossible..... | 7856 | 13.54 |
| 2 = Very difficult | 5596 | 9.64 |
| 3 = Fairly difficult..... | 6885 | 11.86 |
| 4 = Fairly easy | 15471 | 26.66 |
| 5 = Very easy | 20807 | 35.85 |
| 85 = BAD DATA Logically assigned | 4 | 0.01 |
| 94 = DON'T KNOW | 839 | 1.45 |
| 97 = REFUSED | 136 | 0.23 |
| 98 = BLANK (NO ANSWER) | 440 | 0.76 |

RISK/AVAILABILITY

How difficult or easy would it be for you to get some LSD, if you wanted some?

(RK02B)

DIFGETLSD¹

Len : 2 HOW DIFFICULT TO GET LSD

| | Freq | Pct |
|--|-------|-------|
| 1 = Probably impossible..... | 21990 | 37.89 |
| 2 = Very difficult | 14636 | 25.22 |
| 3 = Fairly difficult..... | 11689 | 20.14 |
| 4 = Fairly easy | 5724 | 9.86 |
| 5 = Very easy..... | 1907 | 3.29 |
| 85 = BAD DATA Logically assigned | 4 | 0.01 |
| 94 = DON'T KNOW | 1494 | 2.57 |
| 97 = REFUSED | 146 | 0.25 |
| 98 = BLANK (NO ANSWER) | 444 | 0.77 |

How difficult or easy would it be for you to get some cocaine, if you wanted some?

(RK02C)

DIFGETCOC¹

Len : 2 HOW DIFFICULT TO GET COCAINE

| | Freq | Pct |
|--|-------|-------|
| 1 = Probably impossible..... | 21297 | 36.70 |
| 2 = Very difficult | 14371 | 24.76 |
| 3 = Fairly difficult..... | 10126 | 17.45 |
| 4 = Fairly easy | 7335 | 12.64 |
| 5 = Very easy..... | 3054 | 5.26 |
| 85 = BAD DATA Logically assigned | 4 | 0.01 |
| 94 = DON'T KNOW | 1275 | 2.20 |
| 97 = REFUSED | 128 | 0.22 |
| 98 = BLANK (NO ANSWER) | 444 | 0.77 |

How difficult or easy would it be for you to get some 'crack', if you wanted some?

(RK02D)

DIFGETCRK¹

Len : 2 HOW DIFFICULT TO GET "CRACK"

| | Freq | Pct |
|--|-------|-------|
| 1 = Probably impossible..... | 24453 | 42.14 |
| 2 = Very difficult | 15330 | 26.42 |
| 3 = Fairly difficult..... | 8688 | 14.97 |
| 4 = Fairly easy | 5066 | 8.73 |
| 5 = Very easy..... | 2574 | 4.44 |
| 85 = BAD DATA Logically assigned | 4 | 0.01 |
| 94 = DON'T KNOW | 1340 | 2.31 |
| 97 = REFUSED | 132 | 0.23 |
| 98 = BLANK (NO ANSWER) | 447 | 0.77 |

How difficult or easy would it be for you to get some heroin, if you wanted some?

(RK02E)

DIFGETHER¹

Len : 2 HOW DIFFICULT TO GET HEROIN

| | Freq | Pct |
|--|-------|-------|
| 1 = Probably impossible..... | 26037 | 44.87 |
| 2 = Very difficult | 15131 | 26.07 |
| 3 = Fairly difficult..... | 7934 | 13.67 |
| 4 = Fairly easy | 4617 | 7.96 |
| 5 = Very easy..... | 2390 | 4.12 |
| 85 = BAD DATA Logically assigned | 4 | 0.01 |
| 94 = DON'T KNOW | 1332 | 2.30 |
| 97 = REFUSED | 135 | 0.23 |
| 98 = BLANK (NO ANSWER) | 454 | 0.78 |

RISK/AVAILABILITY

In the past 30 days, has anyone approached you to sell you an illegal drug?

(RK03)

APPDRGMON¹

Len : 2 APPROACHED BY SOMEONE SELLING ILL DRUG PST 30 DYS

| | Freq | Pct |
|---------------------------------------|-------|-------|
| 1 = Yes..... | 2659 | 4.58 |
| 2 = No..... | 54848 | 94.51 |
| 85 = BAD DATA Logically assigned..... | 4 | 0.01 |
| 94 = DON'T KNOW..... | 33 | 0.06 |
| 97 = REFUSED..... | 30 | 0.05 |
| 98 = BLANK (NO ANSWER)..... | 460 | 0.79 |

How often do you get a real kick out of doing things that are a little dangerous?

(RK04A)

RSKYFQDGR¹

Len : 2 GET A REAL KICK OUT OF DOING DANGEROUS THINGS

| | Freq | Pct |
|---------------------------------------|-------|-------|
| 1 = Never..... | 26950 | 46.44 |
| 2 = Seldom..... | 18351 | 31.62 |
| 3 = Sometimes..... | 10297 | 17.74 |
| 4 = Always..... | 1572 | 2.71 |
| 85 = BAD DATA Logically assigned..... | 4 | 0.01 |
| 94 = DON'T KNOW..... | 300 | 0.52 |
| 97 = REFUSED..... | 95 | 0.16 |
| 98 = BLANK (NO ANSWER)..... | 465 | 0.80 |

How often do you like to test yourself by doing something a little risky?

(RK04B)

RSKYFQTES¹

Len : 2 LIKE TO TEST YOURSELF BY DOING RISKY THINGS

| | Freq | Pct |
|---------------------------------------|-------|-------|
| 1 = Never..... | 27583 | 47.53 |
| 2 = Seldom..... | 20508 | 35.34 |
| 3 = Sometimes..... | 8235 | 14.19 |
| 4 = Always..... | 997 | 1.72 |
| 85 = BAD DATA Logically assigned..... | 4 | 0.01 |
| 94 = DON'T KNOW..... | 156 | 0.27 |
| 97 = REFUSED..... | 83 | 0.14 |
| 98 = BLANK (NO ANSWER)..... | 468 | 0.81 |

How often do you wear a seatbelt when you ride in the front passenger seat of a car?

(RK04C)

RKFQPBLT¹

Len : 2 WEAR A SEATBELT WHEN RIDE FRONT PASS SEAT OF CAR

| | Freq | Pct |
|---------------------------------------|-------|-------|
| 1 = Never..... | 1687 | 2.91 |
| 2 = Seldom..... | 1408 | 2.43 |
| 3 = Sometimes..... | 3946 | 6.80 |
| 4 = Always..... | 50443 | 86.92 |
| 85 = BAD DATA Logically assigned..... | 4 | 0.01 |
| 94 = DON'T KNOW..... | 41 | 0.07 |
| 97 = REFUSED..... | 33 | 0.06 |
| 98 = BLANK (NO ANSWER)..... | 472 | 0.81 |

How often do you wear a seatbelt when you drive a car?

(RK04D)

RKFQDBLT¹

Len : 2 WEAR A SEATBELT WHEN YOU DRIVE A CAR

| | Freq | Pct |
|---------------------------------------|-------|-------|
| 1 = Never..... | 1178 | 2.03 |
| 2 = Seldom..... | 821 | 1.41 |
| 3 = Sometimes..... | 2240 | 3.86 |
| 4 = Always..... | 42900 | 73.92 |
| 5 = I don't drive..... | 10332 | 17.80 |
| 85 = BAD DATA Logically assigned..... | 4 | 0.01 |
| 94 = DON'T KNOW..... | 48 | 0.08 |
| 97 = REFUSED..... | 35 | 0.06 |
| 98 = BLANK (NO ANSWER)..... | 476 | 0.82 |

RECODED RISK/AVAILABILITY

RECODED RISK/AVAILABILITY

NOTE: The variables in this section are recoded variables that were created from one or more of the edited variables from the preceding section.

(RSKCIGPKD)

GRSKCIGPKD

Len : 1 RC-GREAT RISK: SMOKE 1+ PACKS CIGARETTES PER DAY

| | Freq | Pct |
|--------------------------------------|-------|-------|
| . = Unknown (Otherwise)..... | 737 | 1.27 |
| 0 = Otherwise (RSKCIGPKD=1,2,3)..... | 18534 | 31.94 |
| 1 = Great Risk (RSKCIGPKD=4)..... | 38763 | 66.79 |

(RSKMRJMON)

GRSKMRJMON

Len : 1 RC-GREAT RISK: USE MARIJUANA ONCE A MONTH

| | Freq | Pct |
|--------------------------------------|-------|-------|
| . = Unknown (Otherwise)..... | 961 | 1.66 |
| 0 = Otherwise (RSKMRJMON=1,2,3)..... | 47247 | 81.41 |
| 1 = Great Risk (RSKMRJMON=4)..... | 9826 | 16.93 |

(RSKMRJWK)

GRSKMRJWK

Len : 1 RC-GREAT RISK: USE MARIJUANA 1-2 TIMES PER WEEK

| | Freq | Pct |
|-------------------------------------|-------|-------|
| . = Unknown (Otherwise)..... | 946 | 1.63 |
| 0 = Otherwise (RSKMRJWK=1,2,3)..... | 43932 | 75.70 |
| 1 = Great Risk (RSKMRJWK=4)..... | 13156 | 22.67 |

(RSKCOCMON)

GRSKCOCMON

Len : 1 RC-GREAT RISK: USE COCAINE ONCE A MONTH

| | Freq | Pct |
|--------------------------------------|-------|-------|
| . = Unknown (Otherwise)..... | 1072 | 1.85 |
| 0 = Otherwise (RSKCOCMON=1,2,3)..... | 22109 | 38.10 |
| 1 = Great Risk (RSKCOCMON=4)..... | 34853 | 60.06 |

(RSKCOCWK)

GRSKCOCWK

Len : 1 RC-GREAT RISK: USE COCAINE 1-2 TIMES PER WEEK

| | Freq | Pct |
|-------------------------------------|-------|-------|
| . = Unknown (Otherwise)..... | 1034 | 1.78 |
| 0 = Otherwise (RSKCOCWK=1,2,3)..... | 10162 | 17.51 |
| 1 = Great Risk (RSKCOCWK=4)..... | 46838 | 80.71 |

(RSKHERTRY)

GRSKHERTRY

Len : 1 RC-GREAT RISK: TRYING HEROIN ONCE OR TWICE

| | Freq | Pct |
|--------------------------------------|-------|-------|
| . = Unknown (Otherwise)..... | 1094 | 1.89 |
| 0 = Otherwise (RSKHERTRY=1,2,3)..... | 13030 | 22.45 |
| 1 = Great Risk (RSKHERTRY=4)..... | 43910 | 75.66 |

(RSKHERWK)

GRSKHERWK

Len : 1 RC-GREAT RISK: USE HEROIN 1-2 TIMES PER WEEK

| | Freq | Pct |
|-------------------------------------|-------|-------|
| . = Unknown (Otherwise)..... | 1091 | 1.88 |
| 0 = Otherwise (RSKHERWK=1,2,3)..... | 5294 | 9.12 |
| 1 = Great Risk (RSKHERWK=4)..... | 51649 | 89.00 |

(RSKLSDTRY)

GRSKLSDTRY

Len : 1 RC-GREAT RISK: TRYING LSD ONCE OR TWICE

| | Freq | Pct |
|--------------------------------------|-------|-------|
| . = Unknown (Otherwise)..... | 1586 | 2.73 |
| 0 = Otherwise (RSKLSDTRY=1,2,3)..... | 27829 | 47.95 |
| 1 = Great Risk (RSKLSDTRY=4)..... | 28619 | 49.31 |

RECODED RISK/AVAILABILITY

(RSKLSDWK)
GRSKLSDWK

Len : 1 RC-GREAT RISK: USE LSD 1-2 TIMES PER WEEK

| | Freq | Pct |
|--------------------------------------|-------|-------|
| . = Unknown (Otherwise)..... | 1587 | 2.73 |
| 0 = Otherwise (RSKLSDWK=1,2,3) | 16980 | 29.26 |
| 1 = Great Risk (RSKLSDWK=4)..... | 39467 | 68.01 |

(RSKBNGDLY)
GRSKBNGDLY

Len : 1 RC-GREAT RISK: HAVE 4-5 ALC DRINKS PER DAY

| | Freq | Pct |
|--------------------------------------|-------|-------|
| . = Unknown (Otherwise)..... | 795 | 1.37 |
| 0 = Otherwise (RSKBNGDLY=1,2,3)..... | 18416 | 31.73 |
| 1 = Great Risk (RSKBNGDLY=4)..... | 38823 | 66.90 |

(RSKBNGWK)
GRSKBNGWK

Len : 1 RC-GREAT RISK: HAVE 5+ ALC DRINKS 1-2 TIMES PER WEEK

| | Freq | Pct |
|-------------------------------------|-------|-------|
| . = Unknown (Otherwise)..... | 822 | 1.42 |
| 0 = Otherwise (RSKBNGWK=1,2,3)..... | 33366 | 57.49 |
| 1 = Great Risk (RSKBNGWK=4)..... | 23846 | 41.09 |

(DIFGETMRJ)
DIFOBTRMJ

Len : 1 RC-MARIJUANA FAIRLY OR VERY EASY TO OBTAIN

| | Freq | Pct |
|---|-------|-------|
| . = Unknown (Otherwise)..... | 1419 | 2.45 |
| 0 = Otherwise (DIFGETMRJ=1,2,3) | 20337 | 35.04 |
| 1 = Fairly or Very Easy (DIFGETMRJ=4,5) | 36278 | 62.51 |

(DIFGETCOC)
DIFOBTCCOC

Len : 1 RC-COCAINE FAIRLY OR VERY EASY TO OBTAIN

| | Freq | Pct |
|--|-------|-------|
| . = Unknown (Otherwise)..... | 1851 | 3.19 |
| 0 = Otherwise (DIFGETCOC=1,2,3)..... | 45794 | 78.91 |
| 1 = Fairly or Very Easy (DIFGETCOC=4,5)..... | 10389 | 17.90 |

(DIFGETCRK)
DIFOBTCKRK

Len : 1 RC-CRACK FAIRLY OR VERY EASY TO OBTAIN

| | Freq | Pct |
|--|-------|-------|
| . = Unknown (Otherwise)..... | 1923 | 3.31 |
| 0 = Otherwise (DIFGETCRK=1,2,3)..... | 48471 | 83.52 |
| 1 = Fairly or Very Easy (DIFGETCRK=4,5)..... | 7640 | 13.16 |

(DIFGETHER)
DIFOBTHER

Len : 1 RC-HEROIN FAIRLY OR VERY EASY TO OBTAIN

| | Freq | Pct |
|---|-------|-------|
| . = Unknown (Otherwise)..... | 1925 | 3.32 |
| 0 = Otherwise (DIFGETHER=1,2,3) | 49102 | 84.61 |
| 1 = Fairly or Very Easy (DIFGETHER=4,5) | 7007 | 12.07 |

(DIFGETLSD)
DIFOBTLSLSD

Len : 1 RC-LSD FAIRLY OR VERY EASY TO OBTAIN

| | Freq | Pct |
|--|-------|-------|
| . = Unknown (Otherwise)..... | 2088 | 3.60 |
| 0 = Otherwise (DIFGETLSD=1,2,3)..... | 48315 | 83.25 |
| 1 = Fairly or Very Easy (DIFGETLSD=4,5)..... | 7631 | 13.15 |

(APPDRGMON)
APPDRGMON2

Len : 1 RC-APPROACHED BY SOMEONE SELLING DRUGS

| | Freq | Pct |
|------------------------------|-------|-------|
| . = Unknown (Otherwise)..... | 527 | 0.91 |
| 0 = No (APPDRGMON=2)..... | 54848 | 94.51 |
| 1 = Yes (APPDRGMON=1,3)..... | 2659 | 4.58 |

BLUNTS

BLUNTS

The values in this section may be inconsistent with values for variables in other sections of the interview. Items in this section were edited when respondents legitimately skipped out of these items based on prior answers in earlier sections. Otherwise, variables in one section of the interview generally were not edited to make them consistent with variables in another section of the interview. This note applies to variables in this section marked by a¹.

NOTE: When respondents previously reported never using marijuana but reported lifetime use of cigars with marijuana in them (i.e., "blunts"), a consistency check was triggered only when respondents reported using blunts in the past 30 days. Therefore, BLNTEVER was assigned a code of 11 when respondents reported using blunts but they did not report use in the past 30 days, and they previously had reported never using marijuana.

Sometimes people take some tobacco out of a cigar and replace it with marijuana. This is sometimes called a "blunt".

Have you ever smoked part or all of a cigar with marijuana in it?

(BL01)

BLNTEVER¹

Len : 2 EVER SMOKED CIGAR WITH MARIJUANA IN IT

| | Freq | Pct |
|--|-------|-------|
| 1 = Yes..... | 12580 | 21.68 |
| 2 = No..... | 44560 | 76.78 |
| 4 = No LOGICALLY ASSIGNED | 12 | 0.02 |
| 11 = Yes (see note) | 283 | 0.49 |
| 85 = BAD DATA Logically assigned | 3 | 0.01 |
| 94 = DON'T KNOW | 65 | 0.11 |
| 97 = REFUSED | 50 | 0.09 |
| 98 = BLANK (NO ANSWER) | 481 | 0.83 |

How old were you the first time you smoked part or all of a cigar with marijuana in it?

(BL08)

BLNTAGE¹

Len : 3 AGE WHEN FIRST SMOKED CIGAR WITH MJ IN IT

| | Freq | Pct |
|---|-------|-------|
| RANGE = 1 - 78 | 12750 | 21.97 |
| 981 = NEVER USED BLUNTS Logically assigned..... | 12 | 0.02 |
| 985 = BAD DATA Logically assigned | 11 | 0.02 |
| 991 = NEVER USED BLUNTS | 44560 | 76.78 |
| 994 = DON'T KNOW | 73 | 0.13 |
| 997 = REFUSED | 79 | 0.14 |
| 998 = BLANK (NO ANSWER)..... | 549 | 0.95 |

Did you first smoke part or all of a cigar with marijuana in it in [CURRENT YEAR - 1] or [CURRENT YEAR]?

Did you first smoke part or all of a cigar with marijuana in it in [CURRENT YEAR - 2] or [CURRENT YEAR - 1]?

In what month in [CURRENT YEAR] did you first smoke part or all of a cigar with marijuana in it?

(BL08A, BL08B, BL08C)

BLNTYFU¹

Len : 4 YEAR OF FIRST USE OF CIGAR WITH MJ IN IT - RECODE

| | Freq | Pct |
|--|-------|-------|
| RANGE = 2019 - 2021 | 948 | 1.63 |
| 9981 = NEVER USED BLUNTS Logically assigned..... | 12 | 0.02 |
| 9985 = BAD DATA Logically assigned | 23 | 0.04 |
| 9989 = LEGITIMATE SKIP Logically assigned | 57 | 0.10 |
| 9991 = NEVER USED BLUNTS | 44560 | 76.78 |
| 9994 = DON'T KNOW | 76 | 0.13 |
| 9997 = REFUSED | 80 | 0.14 |
| 9998 = BLANK (NO ANSWER)..... | 560 | 0.96 |
| 9999 = LEGITIMATE SKIP..... | 11718 | 20.19 |

BLUNTS

In what month in [CURRENT YEAR] did you first smoke part or all of a cigar with marijuana in it?

In what month in [YEAR FROM BL08a or BL08b] did you first smoke part or all of a cigar with marijuana in it?

(BL08C, BL08D)

BLNTMFU¹

Len : 2 MONTH OF FIRST USE OF CIGAR W/MJ IN IT - RECODE

| | Freq | Pct |
|--|-------|-------|
| 1 = January..... | 83 | 0.14 |
| 2 = February..... | 59 | 0.10 |
| 3 = March..... | 71 | 0.12 |
| 4 = April..... | 62 | 0.11 |
| 5 = May..... | 60 | 0.10 |
| 6 = June..... | 115 | 0.20 |
| 7 = July..... | 109 | 0.19 |
| 8 = August..... | 69 | 0.12 |
| 9 = September..... | 66 | 0.11 |
| 10 = October..... | 71 | 0.12 |
| 11 = November..... | 65 | 0.11 |
| 12 = December..... | 57 | 0.10 |
| 81 = NEVER USED BLUNTS Logically assigned..... | 12 | 0.02 |
| 85 = BAD DATA Logically assigned..... | 23 | 0.04 |
| 89 = LEGITIMATE SKIP Logically assigned..... | 57 | 0.10 |
| 91 = NEVER USED BLUNTS..... | 44560 | 76.78 |
| 94 = DON'T KNOW..... | 133 | 0.23 |
| 97 = REFUSED..... | 80 | 0.14 |
| 98 = BLANK (NO ANSWER)..... | 564 | 0.97 |
| 99 = LEGITIMATE SKIP..... | 11718 | 20.19 |

NOTE: When respondents previously reported using marijuana but reported less recent use of marijuana than they reported for blunts, a consistency check was triggered only when respondents reported using blunts in the past 30 days. Therefore, BLNTREC was assigned a code of 12 when respondents reported last using marijuana more than 12 months ago but reported using blunts more than 30 days ago but within the past 12 months.

How long has it been since you last smoked part or all of a cigar with marijuana in it?

(BL02)

BLNTREC¹

Len : 2 TIME SINCE LAST SMOKED CIGAR WITH MJ IN IT

| | Freq | Pct |
|---|-------|-------|
| 1 = Within the past 30 days..... | 2648 | 4.56 |
| 2 = More than 30 days ago but within the past 12 mos..... | 2260 | 3.89 |
| 3 = More than 12 months ago..... | 7764 | 13.38 |
| 9 = Used at some point in lifetime LOG ASSN..... | 60 | 0.10 |
| 12 = More than 30 dys ago but in pst 12 mos (see note)..... | 74 | 0.13 |
| 19 = More than 30 days ago LOGICALLY ASSIGNED..... | 54 | 0.09 |
| 81 = NEVER USED BLUNTS Logically assigned..... | 12 | 0.02 |
| 85 = BAD DATA Logically assigned..... | 3 | 0.01 |
| 91 = NEVER USED BLUNTS..... | 44560 | 76.78 |
| 97 = REFUSED..... | 50 | 0.09 |
| 98 = BLANK (NO ANSWER)..... | 549 | 0.95 |

NOTE: BLRECFL2 has nonblank values when data on initiation of use from BLNTAGE, BLNTYFU, or BLNTMFU indicate more recent use of blunts than was reported in BLNTREC.

BLRECFL2¹

Len : 2 INCONSISTENCY BETW BLNTREC AND INCIDENCE DATA

| | Freq | Pct |
|---|-------|-------|
| 1 = Incidence data suggest more recent use..... | 76 | 0.13 |
| 98 = BLANK (NO ANSWER)..... | 57958 | 99.87 |

On how many of the past 30 days, that is, since [DATEFILL], did you smoke part or all of a cigar with marijuana in it?

(BL02A, BL03A, BL04A)

BLNT30DY¹

Len : 2 # DAYS USED CIGAR WITH MJ IN IT PAST 30 DAYS

| | Freq | Pct |
|--|-------|-------|
| RANGE = 1 - 30..... | 2625 | 4.52 |
| 85 = BAD DATA Logically assigned..... | 2 | 0.00 |
| 91 = NEVER USED BLUNTS..... | 44572 | 76.80 |
| 93 = DID NOT USE BLUNTS IN THE PAST 30 DAYS..... | 10152 | 17.49 |
| 94 = DON'T KNOW..... | 10 | 0.02 |
| 97 = REFUSED..... | 53 | 0.09 |
| 98 = BLANK (NO ANSWER)..... | 620 | 1.07 |

BLUNTS

The answer to the last question and an earlier question disagree. Which is correct?

(BL03)

[BLNT30C1](#)¹

Len : 2 BL02/MJ01 DISAGREE, WHICH IS CORRECT

| | Freq | Pct |
|--|-------|-------|
| 1 = I have never used marijuana or hashish..... | 12 | 0.02 |
| 2 = I smoked cigar w/mj in it during the past 30 days..... | 19 | 0.03 |
| 85 = BAD DATA Logically assigned..... | 1 | 0.00 |
| 89 = LEGITIMATE SKIP Logically assigned..... | 5 | 0.01 |
| 97 = REFUSED..... | 1 | 0.00 |
| 98 = BLANK (NO ANSWER)..... | 320 | 0.55 |
| 99 = LEGITIMATE SKIP..... | 57676 | 99.88 |

The answer to the last question and an earlier question disagree. Which answer is correct?

(BL04)

[BLNT30C2](#)¹

Len : 2 BL02 AND MJ RECENCY DISAGREE, WHICH IS CORRECT

| | Freq | Pct |
|--|-------|-------|
| 1 = I last used marijuana or hashish [MJREC FILL]..... | 58 | 0.10 |
| 2 = I smoked cigar w/mj in it during the past 30 days..... | 57 | 0.10 |
| 89 = LEGITIMATE SKIP Logically assigned..... | 12 | 0.02 |
| 98 = BLANK (NO ANSWER)..... | 525 | 0.90 |
| 99 = LEGITIMATE SKIP..... | 57382 | 98.88 |

Why did you report earlier that you had never used marijuana or hashish?

(BL05)

[RSNOMRJ](#)¹

Len : 2 WHY REPORT EARLIER THAT NEVER USED MJ OR HASHISH

| | Freq | Pct |
|---|-------|-------|
| 1 = I didn't consider a "blunt" to be mj or hashish..... | 3 | 0.01 |
| 2 = I made mistake answering earlier question about mj..... | 16 | 0.03 |
| 89 = LEGITIMATE SKIP Logically assigned..... | 5 | 0.01 |
| 97 = REFUSED..... | 1 | 0.00 |
| 98 = BLANK (NO ANSWER)..... | 321 | 0.55 |
| 99 = LEGITIMATE SKIP..... | 57688 | 99.40 |

Why did you report earlier that you did not use marijuana or hashish during the past 30 days?

(BL06)

[RSNMRJMO](#)¹

Len : 2 WHY REPRT EARLIER NOT USE MJ OR HASH PAST 30 DAYS

| | Freq | Pct |
|---|-------|-------|
| 1 = I didn't consider a "blunt" to be mj or hashish..... | 16 | 0.03 |
| 2 = I made mistake answering earlier question about mj..... | 34 | 0.06 |
| 3 = Some other reason..... | 6 | 0.01 |
| 89 = LEGITIMATE SKIP Logically assigned..... | 8 | 0.01 |
| 97 = REFUSED..... | 1 | 0.00 |
| 98 = BLANK (NO ANSWER)..... | 525 | 0.90 |
| 99 = LEGITIMATE SKIP..... | 57444 | 98.98 |

BLUNTS

NOTE: The variable BLNTNOMJ was assigned a code of 5 if respondents were not asked this question because they reported in the TOBACCO module that they smoked cigars in the past 30 days but reported in the BLUNTS module that they did not smoke cigars with marijuana in them in the past 30 days. It could be logically inferred that all of the cigars that these respondents smoked in the past 30 days did not have marijuana in them. BLNTNOMJ was assigned codes of 14 or 24 if respondents were not asked this question and they reported in the BLUNTS module that they smoked a cigar with marijuana in it in the past 30 days. A code of 14 was assigned if respondents reported in the TOBACCO module that they had smoked cigars but not in the past 30 days. A code of 24 was assigned if respondents reported in the TOBACCO module that they had never smoked part or all of a cigar.

Earlier, you reported that you had smoked part or all of a cigar during the past 30 days. During the past 30 days, did you smoke any cigars that did not have marijuana in them?

(BL07)

BLNTNOMJ¹

Len : 2 SMOKE CIGARS WITH NO MARIJUANA PAST 30 DAYS

| | Freq | Pct |
|--|-------|-------|
| 1 = Yes..... | 260 | 0.45 |
| 2 = No..... | 400 | 0.69 |
| 5 = Yes LOGICALLY ASSIGNED (from skip pattern)..... | 1396 | 2.41 |
| 14 = USED BLUNTS PST 30 DY/DIDNT USE CIGARS PST 30 DY..... | 810 | 1.40 |
| 24 = USED BLUNTS PST 30 DY/NEVER USED CIGARS..... | 1173 | 2.02 |
| 85 = BAD DATA Logically assigned..... | 1 | 0.00 |
| 91 = NEVER USED CIGARS/BLUNTS..... | 36963 | 63.69 |
| 93 = DID NOT USE CIGARS/BLUNTS IN THE PAST 30 DAYS..... | 16317 | 28.12 |
| 98 = BLANK (NO ANSWER)..... | 714 | 1.23 |

NOTE: Past year marijuana users could answer MEDMJYR and MEDMJALL as "yes," regardless of whether they were living in a State in which marijuana was approved for medical use. For more information, please see the appendix titled "Medical Marijuana Variables".

Earlier, you reported using marijuana in the past year. Was any of your marijuana use in the past 12 months recommended by a doctor or other health care professional?

(MJMM01)

MEDMJYR¹

Len : 2 ANY MJ USE RECMDED BY DR IN PAST 12 MONTHS

| | Freq | Pct |
|---|-------|-------|
| 1 = Yes..... | 1663 | 2.87 |
| 2 = No..... | 10610 | 18.28 |
| 85 = BAD DATA Logically assigned..... | 3 | 0.01 |
| 91 = NEVER USED MARIJUANA OR BLUNTS..... | 32184 | 55.46 |
| 93 = DID NOT USE MJ OR BLUNTS PST 12 MOS..... | 13057 | 22.50 |
| 94 = DON'T KNOW..... | 12 | 0.02 |
| 97 = REFUSED..... | 29 | 0.05 |
| 98 = BLANK (NO ANSWER)..... | 476 | 0.82 |

Was all of your marijuana use in the past 12 months recommended by a doctor or other health care professional?

(MJMM02)

MEDMJALL¹

Len : 2 ALL MJ USE RECMDED BY DR IN PAST 12 MONTHS

| | Freq | Pct |
|---|-------|-------|
| 1 = Yes..... | 1044 | 1.80 |
| 2 = No..... | 615 | 1.06 |
| 85 = BAD DATA Logically assigned..... | 3 | 0.01 |
| 91 = NEVER USED MARIJUANA OR BLUNTS..... | 32184 | 55.46 |
| 93 = DID NOT USE MJ OR BLUNTS PST 12 MOS..... | 13057 | 22.50 |
| 94 = DON'T KNOW..... | 1 | 0.00 |
| 97 = REFUSED..... | 30 | 0.05 |
| 98 = BLANK (NO ANSWER)..... | 490 | 0.84 |
| 99 = LEGITIMATE SKIP..... | 10610 | 18.28 |

BLUNTS

NOTE: Medical marijuana variable MEDMJPA2 replaces variable MEDMJST2 that was created for the 2013 through 2017 NSDUH. MEDMJPA2 is based on the date that a medical marijuana bill was signed into law or an initiative was approved by voters. MEDMJST2 was based on an interpretation of the date when a state's law took effect.

NOTE: MEDMJPA2 indicates whether respondents were living in a State in which a law allowing use of marijuana for medical reasons had been passed at the time of the interview. The entire sample was classified into one of the following two categories: MEDMJPA2 was coded as 1 if the respondent was in a State where a law or initiative allowing the use of marijuana for medical reasons had been passed on or before the interview date; MEDMJPA2 was coded as 2 if (a) the respondent was in a State in which a law or initiative allowing the use of marijuana for medical reasons had not been passed at any time during the survey year; or (b) the respondent was in a State where a law or initiative allowing the use of marijuana for medical reasons had been passed during the survey year but after the interview date.

MEDMJPA2

Len : 1 STATE MEDICAL MJ LAW PASSED AT TIME OF INTERVIEW

| | Freq | Pct |
|--|-------------|------------|
| 1 = In State where medical MJ law passed before intvw..... | 42524 | 73.27 |
| 2 = Not In State where med MJ law existed at time of intw..... | 15510 | 26.73 |

NICOTINE DEPENDENCE

NICOTINE DEPENDENCE

The values in this section may be inconsistent with values for variables in other sections of the interview. Items in this section were edited when respondents legitimately skipped out of these items based on prior answers in earlier sections. Otherwise, variables in one section of the interview generally were not edited to make them consistent with variables in another section of the interview. This note applies to variables in this section marked by a¹.

Think about your use of cigarettes during the past 30 days as you answer these next questions.

Please think about how true each statement is of you.

After not smoking for a while, you need to smoke in order to feel less restless and irritable.

(DRCGE01)

CIGIRTBL¹

Len : 2 NEED TO SMOKE TO FEEL LESS IRRITABLE

| | Freq | Pct |
|--|-------|-------|
| 1 = Not at all true..... | 1928 | 3.32 |
| 2 = Somewhat true..... | 1668 | 2.87 |
| 3 = Moderately true..... | 1342 | 2.31 |
| 4 = Very true..... | 1419 | 2.45 |
| 5 = Extremely true..... | 894 | 1.54 |
| 85 = BAD DATA Logically assigned..... | 2 | 0.00 |
| 91 = NEVER USED CIGARETTES..... | 33161 | 57.14 |
| 93 = DID NOT USE CIGARETTES IN THE PAST 30 DAYS..... | 17459 | 30.08 |
| 94 = DON'T KNOW..... | 17 | 0.03 |
| 97 = REFUSED..... | 15 | 0.03 |
| 98 = BLANK (NO ANSWER)..... | 129 | 0.22 |

When you don't smoke for a few hours, you start to crave cigarettes.

(DRCGE02)

CIGCRAVE¹

Len : 2 START TO CRAVE CIGS WHEN DON'T SMOKE FOR FEW HRS

| | Freq | Pct |
|--|-------|-------|
| 1 = Not at all true..... | 2023 | 3.49 |
| 2 = Somewhat true..... | 1580 | 2.72 |
| 3 = Moderately true..... | 1089 | 1.88 |
| 4 = Very true..... | 1490 | 2.57 |
| 5 = Extremely true..... | 1075 | 1.85 |
| 85 = BAD DATA Logically assigned..... | 2 | 0.00 |
| 91 = NEVER USED CIGARETTES..... | 33161 | 57.14 |
| 93 = DID NOT USE CIGARETTES IN THE PAST 30 DAYS..... | 17459 | 30.08 |
| 94 = DON'T KNOW..... | 10 | 0.02 |
| 97 = REFUSED..... | 12 | 0.02 |
| 98 = BLANK (NO ANSWER)..... | 133 | 0.23 |

You sometimes have strong cravings for a cigarette where it feels like you're in the grip of a force you can't control.

(DRCGE03)

CIGCRAGP¹

Len : 2 CRAVING OF CIGS LIKE STRONG FORCE CAN'T CONTROL

| | Freq | Pct |
|--|-------|-------|
| 1 = Not at all true..... | 2991 | 5.15 |
| 2 = Somewhat true..... | 1407 | 2.42 |
| 3 = Moderately true..... | 1092 | 1.88 |
| 4 = Very true..... | 1058 | 1.82 |
| 5 = Extremely true..... | 702 | 1.21 |
| 85 = BAD DATA Logically assigned..... | 2 | 0.00 |
| 91 = NEVER USED CIGARETTES..... | 33161 | 57.14 |
| 93 = DID NOT USE CIGARETTES IN THE PAST 30 DAYS..... | 17459 | 30.08 |
| 94 = DON'T KNOW..... | 12 | 0.02 |
| 97 = REFUSED..... | 13 | 0.02 |
| 98 = BLANK (NO ANSWER)..... | 137 | 0.24 |

NICOTINE DEPENDENCE

You feel a sense of control over your smoking - that is, you can "take it or leave it" at any time.

(DRCGE04)
CIGINCTL¹

Len : 2 FEEL A SENSE OF CONTROL OVER YOUR SMOKING

| | Freq | Pct |
|--|-------|-------|
| 1 = Not at all true..... | 2034 | 3.50 |
| 2 = Somewhat true..... | 2002 | 3.45 |
| 3 = Moderately true..... | 1201 | 2.07 |
| 4 = Very true..... | 962 | 1.66 |
| 5 = Extremely true..... | 1042 | 1.80 |
| 85 = BAD DATA Logically assigned..... | 3 | 0.01 |
| 91 = NEVER USED CIGARETTES..... | 33161 | 57.14 |
| 93 = DID NOT USE CIGARETTES IN THE PAST 30 DAYS..... | 17459 | 30.08 |
| 94 = DON'T KNOW..... | 17 | 0.03 |
| 97 = REFUSED..... | 13 | 0.02 |
| 98 = BLANK (NO ANSWER)..... | 140 | 0.24 |

You tend to avoid places that don't allow smoking, even if you would otherwise enjoy them.

(DRCGE05)
CIGAVOID¹

Len : 2 TEND TO AVOID PLACES THAT DONT ALLOW SMOKING

| | Freq | Pct |
|--|-------|-------|
| 1 = Not at all true..... | 4815 | 8.30 |
| 2 = Somewhat true..... | 1053 | 1.81 |
| 3 = Moderately true..... | 696 | 1.20 |
| 4 = Very true..... | 409 | 0.70 |
| 5 = Extremely true..... | 267 | 0.46 |
| 85 = BAD DATA Logically assigned..... | 3 | 0.01 |
| 91 = NEVER USED CIGARETTES..... | 33161 | 57.14 |
| 93 = DID NOT USE CIGARETTES IN THE PAST 30 DAYS..... | 17459 | 30.08 |
| 94 = DON'T KNOW..... | 17 | 0.03 |
| 97 = REFUSED..... | 11 | 0.02 |
| 98 = BLANK (NO ANSWER)..... | 143 | 0.25 |

Do you have any friends who do not smoke cigarettes?

(DRCGE06A)
CIGFNSMK¹

Len : 2 HAVE FRIENDS WHO DO NOT SMOKE CIGARETTES

| | Freq | Pct |
|--|-------|-------|
| 1 = Yes..... | 6661 | 11.48 |
| 2 = No..... | 588 | 1.01 |
| 85 = BAD DATA Logically assigned..... | 3 | 0.01 |
| 91 = NEVER USED CIGARETTES..... | 33161 | 57.14 |
| 93 = DID NOT USE CIGARETTES IN THE PAST 30 DAYS..... | 17459 | 30.08 |
| 94 = DON'T KNOW..... | 11 | 0.02 |
| 97 = REFUSED..... | 8 | 0.01 |
| 98 = BLANK (NO ANSWER)..... | 143 | 0.25 |

Think about your use of cigarettes during the past 30 days as you answer these next questions.

There are times when you choose not to be around your friends who don't smoke because they won't like it if you smoke.

(DRCGE06B)
CIGFNLKE¹

Len : 2 CHOOSE NOT TO BE AROUND FRIENDS WHO DON'T SMOKE

| | Freq | Pct |
|--|-------|-------|
| 1 = Not at all true..... | 5160 | 8.89 |
| 2 = Somewhat true..... | 730 | 1.26 |
| 3 = Moderately true..... | 393 | 0.68 |
| 4 = Very true..... | 225 | 0.39 |
| 5 = Extremely true..... | 142 | 0.24 |
| 85 = BAD DATA Logically assigned..... | 3 | 0.01 |
| 91 = NEVER USED CIGARETTES..... | 33161 | 57.14 |
| 93 = DID NOT USE CIGARETTES IN THE PAST 30 DAYS..... | 17459 | 30.08 |
| 94 = DON'T KNOW..... | 3 | 0.01 |
| 97 = REFUSED..... | 13 | 0.02 |
| 98 = BLANK (NO ANSWER)..... | 157 | 0.27 |
| 99 = LEGITIMATE SKIP..... | 588 | 1.01 |

NICOTINE DEPENDENCE

Think about your use of cigarettes during the past 30 days as you answer these next questions.

Even if you're traveling a long distance, you'd rather not travel by airplane because you wouldn't be allowed to smoke.

(DRCGE07)
CIGPLANE¹

Len : 2 RATHER NOT TRAVEL BY AIRPLANE B/C NO SMOKING

| | Freq | Pct |
|--|-------|-------|
| 1 = Not at all true..... | 5717 | 9.85 |
| 2 = Somewhat true..... | 661 | 1.14 |
| 3 = Moderately true..... | 356 | 0.61 |
| 4 = Very true..... | 266 | 0.46 |
| 5 = Extremely true..... | 231 | 0.40 |
| 85 = BAD DATA Logically assigned..... | 3 | 0.01 |
| 91 = NEVER USED CIGARETTES..... | 33161 | 57.14 |
| 93 = DID NOT USE CIGARETTES IN THE PAST 30 DAYS..... | 17459 | 30.08 |
| 94 = DON'T KNOW..... | 18 | 0.03 |
| 97 = REFUSED..... | 12 | 0.02 |
| 98 = BLANK (NO ANSWER)..... | 150 | 0.26 |

You sometimes worry that you will run out of cigarettes.

(DRCGE08)
CIGRNOUT¹

Len : 2 SOMETIMES WORRY THAT YOU WILL RUN OUT OF CIGS

| | Freq | Pct |
|--|-------|-------|
| 1 = Not at all true..... | 3771 | 6.50 |
| 2 = Somewhat true..... | 1623 | 2.80 |
| 3 = Moderately true..... | 777 | 1.34 |
| 4 = Very true..... | 660 | 1.14 |
| 5 = Extremely true..... | 413 | 0.71 |
| 85 = BAD DATA Logically assigned..... | 3 | 0.01 |
| 91 = NEVER USED CIGARETTES..... | 33161 | 57.14 |
| 93 = DID NOT USE CIGARETTES IN THE PAST 30 DAYS..... | 17459 | 30.08 |
| 94 = DON'T KNOW..... | 8 | 0.01 |
| 97 = REFUSED..... | 8 | 0.01 |
| 98 = BLANK (NO ANSWER)..... | 151 | 0.26 |

You smoke cigarettes fairly regularly throughout the day.

(DRCGE09)
CIGREGDY¹

Len : 2 SMOKE CIGS FAIRLY REGULARLY THROUGHOUT THE DAY

| | Freq | Pct |
|--|-------|-------|
| 1 = Not at all true..... | 2298 | 3.96 |
| 2 = Somewhat true..... | 1315 | 2.27 |
| 3 = Moderately true..... | 992 | 1.71 |
| 4 = Very true..... | 1472 | 2.54 |
| 5 = Extremely true..... | 1165 | 2.01 |
| 85 = BAD DATA Logically assigned..... | 3 | 0.01 |
| 91 = NEVER USED CIGARETTES..... | 33161 | 57.14 |
| 93 = DID NOT USE CIGARETTES IN THE PAST 30 DAYS..... | 17459 | 30.08 |
| 94 = DON'T KNOW..... | 7 | 0.01 |
| 97 = REFUSED..... | 10 | 0.02 |
| 98 = BLANK (NO ANSWER)..... | 152 | 0.26 |

You smoke about the same amount on weekends as on weekdays.

(DRCGE10)
CIGREGWK¹

Len : 2 SMOKE SAME AMOUNT ON WEEKENDS AS ON WEEKDAYS

| | Freq | Pct |
|--|-------|-------|
| 1 = Not at all true..... | 2003 | 3.45 |
| 2 = Somewhat true..... | 1248 | 2.15 |
| 3 = Moderately true..... | 1055 | 1.82 |
| 4 = Very true..... | 1732 | 2.98 |
| 5 = Extremely true..... | 1196 | 2.06 |
| 85 = BAD DATA Logically assigned..... | 3 | 0.01 |
| 91 = NEVER USED CIGARETTES..... | 33161 | 57.14 |
| 93 = DID NOT USE CIGARETTES IN THE PAST 30 DAYS..... | 17459 | 30.08 |
| 94 = DON'T KNOW..... | 12 | 0.02 |
| 97 = REFUSED..... | 12 | 0.02 |
| 98 = BLANK (NO ANSWER)..... | 153 | 0.26 |

NICOTINE DEPENDENCE

You smoke just about the same number of cigarettes from day to day.

(DRCGE11)
CIGREGNM¹

Len : 2 SMOKE SAME NUMBER OF CIGS FROM DAY TO DAY

| | Freq | Pct |
|--|-------|-------|
| 1 = Not at all true..... | 1837 | 3.17 |
| 2 = Somewhat true..... | 1252 | 2.16 |
| 3 = Moderately true..... | 1104 | 1.90 |
| 4 = Very true..... | 1854 | 3.19 |
| 5 = Extremely true..... | 1184 | 2.04 |
| 85 = BAD DATA Logically assigned..... | 3 | 0.01 |
| 91 = NEVER USED CIGARETTES..... | 33161 | 57.14 |
| 93 = DID NOT USE CIGARETTES IN THE PAST 30 DAYS..... | 17459 | 30.08 |
| 94 = DON'T KNOW..... | 15 | 0.03 |
| 97 = REFUSED..... | 10 | 0.02 |
| 98 = BLANK (NO ANSWER)..... | 155 | 0.27 |

It's hard to say how many cigarettes you smoke per day because the number often changes.

(DRCGE12)
CIGNMCHG¹

Len : 2 NUMBER OF CIGS SMOKE PER DAY OFTEN CHANGES

| | Freq | Pct |
|--|-------|-------|
| 1 = Not at all true..... | 2798 | 4.82 |
| 2 = Somewhat true..... | 1822 | 3.14 |
| 3 = Moderately true..... | 1014 | 1.75 |
| 4 = Very true..... | 956 | 1.65 |
| 5 = Extremely true..... | 642 | 1.11 |
| 85 = BAD DATA Logically assigned..... | 3 | 0.01 |
| 91 = NEVER USED CIGARETTES..... | 33161 | 57.14 |
| 93 = DID NOT USE CIGARETTES IN THE PAST 30 DAYS..... | 17459 | 30.08 |
| 94 = DON'T KNOW..... | 11 | 0.02 |
| 97 = REFUSED..... | 11 | 0.02 |
| 98 = BLANK (NO ANSWER)..... | 157 | 0.27 |

It's normal for you to smoke several cigarettes in an hour, then not have another one until hours later.

(DRCGE13)
CIGSVLHR¹

Len : 2 HAVE MANY CIGS IN HR, THEN NO CIGS TIL HRS LATER

| | Freq | Pct |
|--|-------|-------|
| 1 = Not at all true..... | 3704 | 6.38 |
| 2 = Somewhat true..... | 1457 | 2.51 |
| 3 = Moderately true..... | 988 | 1.70 |
| 4 = Very true..... | 695 | 1.20 |
| 5 = Extremely true..... | 381 | 0.66 |
| 85 = BAD DATA Logically assigned..... | 3 | 0.01 |
| 91 = NEVER USED CIGARETTES..... | 33161 | 57.14 |
| 93 = DID NOT USE CIGARETTES IN THE PAST 30 DAYS..... | 17459 | 30.08 |
| 94 = DON'T KNOW..... | 17 | 0.03 |
| 97 = REFUSED..... | 11 | 0.02 |
| 98 = BLANK (NO ANSWER)..... | 158 | 0.27 |

The number of cigarettes you smoke per day is often influenced by other things - how you're feeling, or what you're doing, for example.

(DRCGE14)
CIGINFLU¹

Len : 2 # OF CIGS SMOKE PER DAY INFLUENCED BY OTHER THINGS

| | Freq | Pct |
|--|-------|-------|
| 1 = Not at all true..... | 1416 | 2.44 |
| 2 = Somewhat true..... | 1548 | 2.67 |
| 3 = Moderately true..... | 1468 | 2.53 |
| 4 = Very true..... | 1633 | 2.81 |
| 5 = Extremely true..... | 1163 | 2.00 |
| 85 = BAD DATA Logically assigned..... | 3 | 0.01 |
| 91 = NEVER USED CIGARETTES..... | 33161 | 57.14 |
| 93 = DID NOT USE CIGARETTES IN THE PAST 30 DAYS..... | 17459 | 30.08 |
| 94 = DON'T KNOW..... | 8 | 0.01 |
| 97 = REFUSED..... | 13 | 0.02 |
| 98 = BLANK (NO ANSWER)..... | 162 | 0.28 |

NICOTINE DEPENDENCE

Your smoking is not affected much by other things. For example, you smoke about the same amount whether you're relaxing or working, happy or sad, alone or with others.

(DRCGE15)
CIGNOINF¹

Len : 2 SMOKING NOT AFFECTED BY OTHER THINGS

| | Freq | Pct |
|--|-------|-------|
| 1 = Not at all true..... | 2459 | 4.24 |
| 2 = Somewhat true..... | 1820 | 3.14 |
| 3 = Moderately true..... | 1370 | 2.36 |
| 4 = Very true..... | 998 | 1.72 |
| 5 = Extremely true..... | 567 | 0.98 |
| 85 = BAD DATA Logically assigned..... | 3 | 0.01 |
| 91 = NEVER USED CIGARETTES..... | 33161 | 57.14 |
| 93 = DID NOT USE CIGARETTES IN THE PAST 30 DAYS..... | 17459 | 30.08 |
| 94 = DON'T KNOW..... | 15 | 0.03 |
| 97 = REFUSED..... | 15 | 0.03 |
| 98 = BLANK (NO ANSWER)..... | 167 | 0.29 |

Since you started smoking, the amount you smoke has increased.

(DRCGE16)
CIGINCRS¹

Len : 2 AMOUNT OF SMOKING HAS INCR. SINCE STARTED SMOKING

| | Freq | Pct |
|--|-------|-------|
| 1 = Not at all true..... | 2642 | 4.55 |
| 2 = Somewhat true..... | 1465 | 2.52 |
| 3 = Moderately true..... | 1076 | 1.85 |
| 4 = Very true..... | 1156 | 1.99 |
| 5 = Extremely true..... | 880 | 1.52 |
| 85 = BAD DATA Logically assigned..... | 3 | 0.01 |
| 91 = NEVER USED CIGARETTES..... | 33161 | 57.14 |
| 93 = DID NOT USE CIGARETTES IN THE PAST 30 DAYS..... | 17459 | 30.08 |
| 94 = DON'T KNOW..... | 11 | 0.02 |
| 97 = REFUSED..... | 12 | 0.02 |
| 98 = BLANK (NO ANSWER)..... | 169 | 0.29 |

Compared to when you first started smoking, you need to smoke a lot more now in order to be satisfied.

(DRCGE17)
CIGSATIS¹

Len : 2 NEED TO SMOKE A LOT MORE TO BE SATISFIED

| | Freq | Pct |
|--|-------|-------|
| 1 = Not at all true..... | 3739 | 6.44 |
| 2 = Somewhat true..... | 1382 | 2.38 |
| 3 = Moderately true..... | 934 | 1.61 |
| 4 = Very true..... | 663 | 1.14 |
| 5 = Extremely true..... | 495 | 0.85 |
| 85 = BAD DATA Logically assigned..... | 3 | 0.01 |
| 91 = NEVER USED CIGARETTES..... | 33161 | 57.14 |
| 93 = DID NOT USE CIGARETTES IN THE PAST 30 DAYS..... | 17459 | 30.08 |
| 94 = DON'T KNOW..... | 12 | 0.02 |
| 97 = REFUSED..... | 13 | 0.02 |
| 98 = BLANK (NO ANSWER)..... | 173 | 0.30 |

Compared to when you first started smoking, you can smoke much, much more now before you start to feel anything.

(DRCGE18)
CIGLOTMR¹

Len : 2 SMOKE MUCH MORE NOW BEFORE FEEL ANYTHING

| | Freq | Pct |
|--|-------|-------|
| 1 = Not at all true..... | 3889 | 6.70 |
| 2 = Somewhat true..... | 1429 | 2.46 |
| 3 = Moderately true..... | 908 | 1.56 |
| 4 = Very true..... | 563 | 0.97 |
| 5 = Extremely true..... | 414 | 0.71 |
| 85 = BAD DATA Logically assigned..... | 3 | 0.01 |
| 91 = NEVER USED CIGARETTES..... | 33161 | 57.14 |
| 93 = DID NOT USE CIGARETTES IN THE PAST 30 DAYS..... | 17459 | 30.08 |
| 94 = DON'T KNOW..... | 18 | 0.03 |
| 97 = REFUSED..... | 14 | 0.02 |
| 98 = BLANK (NO ANSWER)..... | 176 | 0.30 |

NICOTINE DEPENDENCE

How soon after you wake up do you have your first cigarette?

On the days that you smoke, how soon after you wake up do you have your first cigarette?

(DRCGE19A, DRCGE19B)

CIGWAKE¹

Len : 2 HOW SOON AFTER WAKING DO YOU HAVE YOUR FIRST CIG

| | Freq | Pct |
|--|-------|-------|
| 1 = Within the first 5 minutes after you wake up | 1437 | 2.48 |
| 2 = Between 6 and 30 minutes after you wake up | 2082 | 3.59 |
| 3 = Between 31 and 60 minutes after you wake up | 1166 | 2.01 |
| 4 = More than 60 minutes after you wake up | 2410 | 4.15 |
| 85 = BAD DATA Logically assigned | 3 | 0.01 |
| 91 = NEVER USED CIGARETTES | 33161 | 57.14 |
| 93 = DID NOT USE CIGARETTES IN THE PAST 30 DAYS | 17459 | 30.08 |
| 94 = DON'T KNOW | 73 | 0.13 |
| 97 = REFUSED | 61 | 0.11 |
| 98 = BLANK (NO ANSWER) | 182 | 0.31 |

NOTE: The following dependence variables were defined based on the dependence criteria according to the Nicotine Dependence Syndrome Scale (NDSS) and the Fagerstrom Test of Nicotine Dependence (FTND) for respondents who smoked cigarettes in the past month (i.e., CIGMON=1). The NDSS criteria for dependence was based on 17 questions pertaining to five aspects of dependence. Based on the NDSS, a respondent was defined as having nicotine dependence, NDSSDEPN=1, if the sum of the valid responses (based on actual reporting) was greater than or equal to 46.75. The FTND measure is defined by assessing how soon after waking a respondent had their first cigarette (CIGWAKE). Based on the FTND scale, a respondent was defined as having nicotine dependence, FTNDDEPN=1, if the first cigarette was smoked within 30 minutes of waking up on the days they smoked (CIGWAKE=1 or 2) and the respondent smoked cigarettes in the past month (CIGMON=1). Based on the NDSS and the FTND, a respondent who smoked cigarettes in the past month was defined as having nicotine dependence, PMNICDEPN=1, if they met either the NDSS or the FTND criteria for dependence. Specific details are provided in the Nicotine Dependence and Substance Use Disorder appendix.

(CIGAVOID, CIGCRAGP, CIGCRAVE, CIGINCRS, CIGINCTL, CIGINFLU, CIGIRTL, CIGLOTMR, CIGMON, CIGNMCHG, CIGNOINF, CIGPLANE, CIGREGDY, CIGREGNM, CIGREGWK, CIGRNOUT, CIGSATIS, CIGSVLHR)

NDSSDEPN¹

Len : 1 NICOTINE DEPENDENCE BASED ON NDSS SCORE

| | Freq | Pct |
|--|-------|-------|
| . = Unknown (Otherwise) | 202 | 0.35 |
| 0 = No | 4314 | 7.43 |
| 1 = Yes | 2893 | 4.99 |
| 9 = DID NOT USE CIGARETTES IN THE PAST MONTH | 50625 | 87.23 |

(CIGMON, CIGWAKE)

FTNDDEPN¹

Len : 1 NICOTINE DEPENDENCE BASED ON FTND SCALE

| | Freq | Pct |
|--|-------|-------|
| . = Unknown (Otherwise) | 314 | 0.54 |
| 0 = No | 3576 | 6.16 |
| 1 = Yes | 3519 | 6.06 |
| 9 = DID NOT USE CIGARETTES IN THE PAST MONTH | 50625 | 87.23 |

(FTNDDEPN, NDSSDEPN)

PMNICDEPN¹

Len : 1 NICOTINE DEPENDENCE IN PAST MONTH

| | Freq | Pct |
|--|-------|-------|
| . = Unknown (Otherwise) | 315 | 0.54 |
| 0 = No | 2903 | 5.00 |
| 1 = Yes | 4191 | 7.22 |
| 9 = DID NOT USE CIGARETTES IN THE PAST MONTH | 50625 | 87.23 |

IMPUTED NICOTINE DEPENDENCE

IMPUTED NICOTINE DEPENDENCE

NOTE: The following variable, IRPMNICDEP, is the imputation-revised version of the nicotine dependence variable (PMNICDEP) derived from the Nicotine Dependence Syndrome Scale (NDSS) and the Fagerstrom Test of Nicotine Dependence (FTND). Based on the NDSS and the FTND, a respondent who smoked cigarettes in the past month was defined as having nicotine dependence if they met either the NDSS or the FTND criteria for dependence. Specific details are provide in the Nicotine Dependence and Substance Use Disorder appendix.

(PMNICDEP)

IRPMNICDEP

Len : 1 NICOTINE DEPENDENCE IN PAST MONTH - IMPUTATION REVISED

| | Freq | Pct |
|--------------|-------------|------------|
| 0 = No..... | 53660 | 92.46 |
| 1 = Yes..... | 4374 | 7.54 |

(CIGREC, IRPMNICDEP)

IIPMNICDEP

Len : 1 NICOTINE DEPENDENCE IN PAST MONTH - IMPUTATION INDICATOR

| | Freq | Pct |
|-------------------------------------|-------------|------------|
| 1 = Questionnaire data | 57586 | 99.23 |
| 2 = Logically assigned data..... | 128 | 0.22 |
| 3 = Statistically imputed data..... | 320 | 0.55 |

SUBSTANCE USE DISORDER

SUBSTANCE USE DISORDER

Think about your use of alcohol during the past 12 months as you answer these next questions.

During the past 12 months, did you spend a great deal of your time drinking alcohol, feeling its effects, or getting over the effects of drinking?

(DPALFEEL)

UDALTIMEUSE Len : 2 SPENT GREAT DEAL OF TIME USING/FEEL EFF OF ALCOHOL PST 12MOS

| | Freq | Pct |
|---|-------------|------------|
| 1 = Yes..... | 3676 | 6.33 |
| 2 = No..... | 25015 | 43.10 |
| 83 = DID NOT USE ALCOHOL PST 12 MOS OR USED <6 DAYS Log assn..... | 79 | 0.14 |
| 85 = BAD DATA LOGICALLY ASSIGNED..... | 3 | 0.01 |
| 91 = NEVER USED ALCOHOL..... | 16302 | 28.09 |
| 93 = DID NOT USE ALCOHOL PST 12 MOS OR USED <6 DAYS..... | 12398 | 21.36 |
| 94 = DON'T KNOW..... | 35 | 0.06 |
| 97 = REFUSED..... | 24 | 0.04 |
| 98 = BLANK (NO ANSWER)..... | 502 | 0.87 |

During the past 12 months, did you spend a great deal of your time getting or trying to get alcohol?

(DPALGET)

UDALTIMEGET Len : 2 SPENT GREAT DEAL TIME TRY TO GET/GETTING ALC IN PST 12 MOS

| | Freq | Pct |
|---|-------------|------------|
| 1 = Yes..... | 162 | 0.28 |
| 2 = No..... | 24885 | 42.88 |
| 83 = DID NOT USE ALCOHOL PST 12 MOS OR USED <6 DAYS Log assn..... | 79 | 0.14 |
| 91 = NEVER USED ALCOHOL..... | 16302 | 28.09 |
| 93 = DID NOT USE ALCOHOL PST 12 MOS OR USED <6 DAYS..... | 12398 | 21.36 |
| 94 = DON'T KNOW..... | 5 | 0.01 |
| 97 = REFUSED..... | 21 | 0.04 |
| 98 = BLANK (NO ANSWER)..... | 506 | 0.87 |
| 99 = LEGITIMATE SKIP..... | 3676 | 6.33 |

During the past 12 months, were there many times when you ended up drinking alcohol in larger amounts or for a longer time than you meant to?

(DPALLRGR)

UDALLRGAMTS Len : 2 DRANK ALC LARGER AMTS OR LONGER TIME THAN MEANT TO PST 12MOS

| | Freq | Pct |
|---|-------------|------------|
| 1 = Yes..... | 4967 | 8.56 |
| 2 = No..... | 23737 | 40.90 |
| 83 = DID NOT USE ALCOHOL PST 12 MOS OR USED <6 DAYS Log assn..... | 79 | 0.14 |
| 85 = BAD DATA LOGICALLY ASSIGNED..... | 3 | 0.01 |
| 91 = NEVER USED ALCOHOL..... | 16302 | 28.09 |
| 93 = DID NOT USE ALCOHOL PST 12 MOS OR USED <6 DAYS..... | 12398 | 21.36 |
| 94 = DON'T KNOW..... | 18 | 0.03 |
| 97 = REFUSED..... | 22 | 0.04 |
| 98 = BLANK (NO ANSWER)..... | 508 | 0.88 |

During the past 12 months, were there times when you wanted to drink alcohol so badly that you couldn't think of anything else?

(DPALBDLY)

UDALWANTBAD Len : 2 WANTED TO USE ALCOHOL SO BADLY IN PAST 12 MOS

| | Freq | Pct |
|---|-------------|------------|
| 1 = Yes..... | 1173 | 2.02 |
| 2 = No..... | 27539 | 47.45 |
| 83 = DID NOT USE ALCOHOL PST 12 MOS OR USED <6 DAYS Log assn..... | 79 | 0.14 |
| 85 = BAD DATA LOGICALLY ASSIGNED..... | 3 | 0.01 |
| 91 = NEVER USED ALCOHOL..... | 16302 | 28.09 |
| 93 = DID NOT USE ALCOHOL PST 12 MOS OR USED <6 DAYS..... | 12398 | 21.36 |
| 94 = DON'T KNOW..... | 7 | 0.01 |
| 97 = REFUSED..... | 24 | 0.04 |
| 98 = BLANK (NO ANSWER)..... | 509 | 0.88 |

SUBSTANCE USE DISORDER

During the past 12 months, were there times when you had a strong urge to drink alcohol?

(DPALURGE)

UDALSTRURGE Len : 2 STRONG URGE TO DRINK ALCOHOL IN PST 12 MOS

| | Freq | Pct |
|---|-------|-------|
| 1 = Yes..... | 5543 | 9.55 |
| 2 = No..... | 21998 | 37.91 |
| 83 = DID NOT USE ALCOHOL PST 12 MOS OR USED <6 DAYS Log assn..... | 79 | 0.14 |
| 91 = NEVER USED ALCOHOL..... | 16302 | 28.09 |
| 93 = DID NOT USE ALCOHOL PST 12 MOS OR USED <6 DAYS..... | 12398 | 21.36 |
| 94 = DON'T KNOW..... | 6 | 0.01 |
| 97 = REFUSED..... | 21 | 0.04 |
| 98 = BLANK (NO ANSWER)..... | 514 | 0.89 |
| 99 = LEGITIMATE SKIP..... | 1173 | 2.02 |

Do you need to drink a lot more alcohol than you used to in order to get the feeling you want?

(DPALMORE)

UDALNEEDMOR Len : 2 NEEDED A LOT MORE ALCOHOL TO GET FEELING YOU WANT

| | Freq | Pct |
|---|-------|-------|
| 1 = Yes..... | 2055 | 3.54 |
| 2 = No..... | 26636 | 45.90 |
| 83 = DID NOT USE ALCOHOL PST 12 MOS OR USED <6 DAYS Log assn..... | 79 | 0.14 |
| 85 = BAD DATA LOGICALLY ASSIGNED..... | 3 | 0.01 |
| 91 = NEVER USED ALCOHOL..... | 16302 | 28.09 |
| 93 = DID NOT USE ALCOHOL PST 12 MOS OR USED <6 DAYS..... | 12398 | 21.36 |
| 94 = DON'T KNOW..... | 28 | 0.05 |
| 97 = REFUSED..... | 21 | 0.04 |
| 98 = BLANK (NO ANSWER)..... | 512 | 0.88 |

Does drinking the same amount of alcohol have much less effect on you than it used to?

(DPALLESS)

UDALLESSEFF Len : 2 SAME AMT ALCOHOL HAS LESS EFFECT THAN IT USED TO

| | Freq | Pct |
|---|-------|-------|
| 1 = Yes..... | 2325 | 4.01 |
| 2 = No..... | 24227 | 41.75 |
| 83 = DID NOT USE ALCOHOL PST 12 MOS OR USED <6 DAYS Log assn..... | 79 | 0.14 |
| 91 = NEVER USED ALCOHOL..... | 16302 | 28.09 |
| 93 = DID NOT USE ALCOHOL PST 12 MOS OR USED <6 DAYS..... | 12398 | 21.36 |
| 94 = DON'T KNOW..... | 101 | 0.17 |
| 97 = REFUSED..... | 25 | 0.04 |
| 98 = BLANK (NO ANSWER)..... | 522 | 0.90 |
| 99 = LEGITIMATE SKIP..... | 2055 | 3.54 |

During the past 12 months, did you try to cut down or try to stop drinking alcohol?

(DPALSTOP)

UDALTRYSTOP Len : 2 TRY TO CUT DOWN/STOP ALCOHOL USE IN PAST 12 MOS

| | Freq | Pct |
|---|-------|-------|
| 1 = Yes..... | 7864 | 13.55 |
| 2 = No..... | 20764 | 35.78 |
| 83 = DID NOT USE ALCOHOL PST 12 MOS OR USED <6 DAYS Log assn..... | 79 | 0.14 |
| 85 = BAD DATA LOGICALLY ASSIGNED..... | 3 | 0.01 |
| 91 = NEVER USED ALCOHOL..... | 16302 | 28.09 |
| 93 = DID NOT USE ALCOHOL PST 12 MOS OR USED <6 DAYS..... | 12398 | 21.36 |
| 94 = DON'T KNOW..... | 55 | 0.09 |
| 97 = REFUSED..... | 49 | 0.08 |
| 98 = BLANK (NO ANSWER)..... | 520 | 0.90 |

SUBSTANCE USE DISORDER

Some people who drink alcohol try to cut down or stop but find they can't. Was there more than one time in the past 12 months when you tried but were unable to cut down or stop drinking alcohol?

(DPALCANT)

UDALNOTSTOP Len : 2 UNABLE TO CUT/STOP ALC USE MORE THAN ONE TIME PAST 12 MOS

| | Freq | Pct |
|---|-------|-------|
| 1 = Yes..... | 1533 | 2.64 |
| 2 = No..... | 6311 | 10.87 |
| 83 = DID NOT USE ALCOHOL PST 12 MOS OR USED <6 DAYS Log assn..... | 79 | 0.14 |
| 85 = BAD DATA LOGICALLY ASSIGNED..... | 3 | 0.01 |
| 91 = NEVER USED ALCOHOL..... | 16302 | 28.09 |
| 93 = DID NOT USE ALCOHOL PST 12 MOS OR USED <6 DAYS..... | 12398 | 21.36 |
| 94 = DON'T KNOW..... | 15 | 0.03 |
| 97 = REFUSED..... | 51 | 0.09 |
| 98 = BLANK (NO ANSWER)..... | 578 | 1.00 |
| 99 = LEGITIMATE SKIP..... | 20764 | 35.78 |

In the past 12 months, did you often wish that you could cut down or stop drinking alcohol?

(DPALWISH)

UDALWSHSTOP Len : 2 OFTEN WISH CUT DOWN OR STOP ALCOHOL USE PAST 12 MOS

| | Freq | Pct |
|---|-------|-------|
| 1 = Yes..... | 617 | 1.06 |
| 2 = No..... | 20160 | 34.74 |
| 83 = DID NOT USE ALCOHOL PST 12 MOS OR USED <6 DAYS Log assn..... | 79 | 0.14 |
| 91 = NEVER USED ALCOHOL..... | 16302 | 28.09 |
| 93 = DID NOT USE ALCOHOL PST 12 MOS OR USED <6 DAYS..... | 12398 | 21.36 |
| 94 = DON'T KNOW..... | 48 | 0.08 |
| 97 = REFUSED..... | 42 | 0.07 |
| 98 = BLANK (NO ANSWER)..... | 524 | 0.90 |
| 99 = LEGITIMATE SKIP..... | 7864 | 13.55 |

During the past 12 months, did you have any long-lasting or repeated physical health problems that were caused or made worse by drinking alcohol?

(DPALPHYS)

UDALHLTHPRB Len : 2 ANY LONG-LASTING PHYS PRBS CAUSED/WORSND BY ALC PST 12 MOS

| | Freq | Pct |
|---|-------|-------|
| 1 = Yes..... | 866 | 1.49 |
| 2 = No..... | 27797 | 47.90 |
| 83 = DID NOT USE ALCOHOL PST 12 MOS OR USED <6 DAYS Log assn..... | 79 | 0.14 |
| 85 = BAD DATA LOGICALLY ASSIGNED..... | 3 | 0.01 |
| 91 = NEVER USED ALCOHOL..... | 16302 | 28.09 |
| 93 = DID NOT USE ALCOHOL PST 12 MOS OR USED <6 DAYS..... | 12398 | 21.36 |
| 94 = DON'T KNOW..... | 36 | 0.06 |
| 97 = REFUSED..... | 24 | 0.04 |
| 98 = BLANK (NO ANSWER)..... | 529 | 0.91 |

Did you continue to drink alcohol even though it was causing long-lasting or repeated physical health problems or making your physical health problems worse?

(DPALPCNT)

UDALHLTHCTD Len : 2 CONTD TO USE ALCOHOL DESPITE ALCOHOL CAUSE/WORSEN PHYS PRBS

| | Freq | Pct |
|---|-------|-------|
| 1 = Yes..... | 544 | 0.94 |
| 2 = No..... | 321 | 0.55 |
| 83 = DID NOT USE ALCOHOL PST 12 MOS OR USED <6 DAYS Log assn..... | 79 | 0.14 |
| 85 = BAD DATA LOGICALLY ASSIGNED..... | 3 | 0.01 |
| 91 = NEVER USED ALCOHOL..... | 16302 | 28.09 |
| 93 = DID NOT USE ALCOHOL PST 12 MOS OR USED <6 DAYS..... | 12398 | 21.36 |
| 94 = DON'T KNOW..... | 1 | 0.00 |
| 97 = REFUSED..... | 24 | 0.04 |
| 98 = BLANK (NO ANSWER)..... | 565 | 0.97 |
| 99 = LEGITIMATE SKIP..... | 27797 | 47.90 |

SUBSTANCE USE DISORDER

During the past 12 months, did you have any long-lasting or repeated problems with emotions or mental health that were caused or made worse by drinking alcohol?

(DPALMNTL)

UDALMNTLPRB Len : 2 ANY EMOT/MNTL HLTH PRBS CAUSED/WORSND BY ALCOHOL PAST 12 MOS

| | Freq | Pct |
|---|-------|-------|
| 1 = Yes..... | 1304 | 2.25 |
| 2 = No..... | 26806 | 46.19 |
| 83 = DID NOT USE ALCOHOL PST 12 MOS OR USED <6 DAYS Log assn..... | 79 | 0.14 |
| 91 = NEVER USED ALCOHOL..... | 16302 | 28.09 |
| 93 = DID NOT USE ALCOHOL PST 12 MOS OR USED <6 DAYS..... | 12398 | 21.36 |
| 94 = DON'T KNOW..... | 33 | 0.06 |
| 97 = REFUSED..... | 30 | 0.05 |
| 98 = BLANK (NO ANSWER)..... | 538 | 0.93 |
| 99 = LEGITIMATE SKIP..... | 544 | 0.94 |

Did you continue to drink alcohol even though it was causing long-lasting or repeated problems with your emotions or mental health or making your emotions or mental health worse?

(DPALMCNT)

UDALMNTLCTD Len : 2 CONTD ALCOHOL USE DESPITE ALC CSE/WRSN EMOT/MNTL HLTH PRBS

| | Freq | Pct |
|---|-------|-------|
| 1 = Yes..... | 839 | 1.45 |
| 2 = No..... | 464 | 0.80 |
| 83 = DID NOT USE ALCOHOL PST 12 MOS OR USED <6 DAYS Log assn..... | 79 | 0.14 |
| 91 = NEVER USED ALCOHOL..... | 16302 | 28.09 |
| 93 = DID NOT USE ALCOHOL PST 12 MOS OR USED <6 DAYS..... | 12398 | 21.36 |
| 94 = DON'T KNOW..... | 1 | 0.00 |
| 97 = REFUSED..... | 30 | 0.05 |
| 98 = BLANK (NO ANSWER)..... | 571 | 0.98 |
| 99 = LEGITIMATE SKIP..... | 27350 | 47.13 |

A blackout is lack of memory. That is, you were awake, but you have no recall of the things you did or that were done to you.

During the past 12 months, did you repeatedly have blackouts while drinking or after drinking alcohol?

(DPALBLCK)

UDALBLCKOUT Len : 2 REPEATED BLACKOUTS WHILE OR AFTER DRINKING ALC PAST 12 MOS

| | Freq | Pct |
|---|-------|-------|
| 1 = Yes..... | 907 | 1.56 |
| 2 = No..... | 26378 | 45.45 |
| 83 = DID NOT USE ALCOHOL PST 12 MOS OR USED <6 DAYS Log assn..... | 79 | 0.14 |
| 91 = NEVER USED ALCOHOL..... | 16302 | 28.09 |
| 93 = DID NOT USE ALCOHOL PST 12 MOS OR USED <6 DAYS..... | 12398 | 21.36 |
| 94 = DON'T KNOW..... | 19 | 0.03 |
| 97 = REFUSED..... | 25 | 0.04 |
| 98 = BLANK (NO ANSWER)..... | 543 | 0.94 |
| 99 = LEGITIMATE SKIP..... | 1383 | 2.38 |

Did you continue to drink alcohol even though drinking gave you repeated blackouts?

(DPALBCNT)

UDALBLCKCTD Len : 2 CONTINUE DRINKING ALCOHOL EVEN AFTER BLACKOUTS

| | Freq | Pct |
|---|-------|-------|
| 1 = Yes..... | 686 | 1.18 |
| 2 = No..... | 220 | 0.38 |
| 83 = DID NOT USE ALCOHOL PST 12 MOS OR USED <6 DAYS Log assn..... | 79 | 0.14 |
| 91 = NEVER USED ALCOHOL..... | 16302 | 28.09 |
| 93 = DID NOT USE ALCOHOL PST 12 MOS OR USED <6 DAYS..... | 12398 | 21.36 |
| 97 = REFUSED..... | 25 | 0.04 |
| 98 = BLANK (NO ANSWER)..... | 563 | 0.97 |
| 99 = LEGITIMATE SKIP..... | 27761 | 47.84 |

SUBSTANCE USE DISORDER

This question is about important activities such as:

- Spending time with friends and family
- Attending special events at work or school
- Participating in hobbies and sports
- Attending religious services and events

During the past 12 months, did you give up or spend a lot less time doing any of these types of important activities because of your alcohol use?

(DPALACTV)

UDALSTOACTV Len : 2 LESS ACTIVITIES B/C OF ALCOHOL USE PAST 12 MOS

| | Freq | Pct |
|---|-------|-------|
| 1 = Yes..... | 942 | 1.62 |
| 2 = No..... | 27722 | 47.77 |
| 83 = DID NOT USE ALCOHOL PST 12 MOS OR USED <6 DAYS Log assn..... | 79 | 0.14 |
| 85 = BAD DATA LOGICALLY ASSIGNED..... | 3 | 0.01 |
| 91 = NEVER USED ALCOHOL..... | 16302 | 28.09 |
| 93 = DID NOT USE ALCOHOL PST 12 MOS OR USED <6 DAYS..... | 12398 | 21.36 |
| 94 = DON'T KNOW..... | 18 | 0.03 |
| 97 = REFUSED..... | 23 | 0.04 |
| 98 = BLANK (NO ANSWER)..... | 547 | 0.94 |

Sometimes people who drink alcohol have serious problems at work, school, or home—such as:

- missing a lot of work or school
- getting demoted, having your hours cut, or losing a job
- not being able to get a job or keep a job
- getting suspended, expelled, or dropping out of school
- failing to take care of family

During the past 12 months, did you have any serious problems like these at work, school, or home because of your alcohol use?

(DPALSERI)

UDALWORKPRB Len : 2 ALCOHOL CAUSE SERIOUS PRBS AT HOME/WORK/SCH PST 12 MOS

| | Freq | Pct |
|---|-------|-------|
| 1 = Yes..... | 504 | 0.87 |
| 2 = No..... | 28160 | 48.52 |
| 83 = DID NOT USE ALCOHOL PST 12 MOS OR USED <6 DAYS Log assn..... | 79 | 0.14 |
| 85 = BAD DATA LOGICALLY ASSIGNED..... | 3 | 0.01 |
| 91 = NEVER USED ALCOHOL..... | 16302 | 28.09 |
| 93 = DID NOT USE ALCOHOL PST 12 MOS OR USED <6 DAYS..... | 12398 | 21.36 |
| 94 = DON'T KNOW..... | 13 | 0.02 |
| 97 = REFUSED..... | 25 | 0.04 |
| 98 = BLANK (NO ANSWER)..... | 550 | 0.95 |

During the past 12 months, did you often have arguments or other problems with family or friends that were caused or made worse by your alcohol use?

(DPALARGU)

UDALFAMILYPRB Len : 2 ALCOHOL CAUSE ARGUMENTS/PROBS W/FAMILY/FRIENDS PST 12 MOS

| | Freq | Pct |
|---|-------|-------|
| 1 = Yes..... | 1320 | 2.27 |
| 2 = No..... | 27343 | 47.12 |
| 83 = DID NOT USE ALCOHOL PST 12 MOS OR USED <6 DAYS Log assn..... | 79 | 0.14 |
| 85 = BAD DATA LOGICALLY ASSIGNED..... | 3 | 0.01 |
| 91 = NEVER USED ALCOHOL..... | 16302 | 28.09 |
| 93 = DID NOT USE ALCOHOL PST 12 MOS OR USED <6 DAYS..... | 12398 | 21.36 |
| 94 = DON'T KNOW..... | 16 | 0.03 |
| 97 = REFUSED..... | 22 | 0.04 |
| 98 = BLANK (NO ANSWER)..... | 551 | 0.95 |

SUBSTANCE USE DISORDER

Did you continue to drink alcohol even though it often caused arguments or problems with family or friends?

(DPALACNT)

UDALFMYLCTD Len : 2 CONTD ALCOHOL USE DESPITE ALC CAUSE ARGUMENTS W/FAM/FRNDS

| | Freq | Pct |
|---|-------|-------|
| 1 = Yes..... | 973 | 1.68 |
| 2 = No..... | 345 | 0.59 |
| 83 = DID NOT USE ALCOHOL PST 12 MOS OR USED <6 DAYS Log assn..... | 79 | 0.14 |
| 85 = BAD DATA LOGICALLY ASSIGNED..... | 3 | 0.01 |
| 91 = NEVER USED ALCOHOL..... | 16302 | 28.09 |
| 93 = DID NOT USE ALCOHOL PST 12 MOS OR USED <6 DAYS..... | 12398 | 21.36 |
| 94 = DON'T KNOW..... | 2 | 0.00 |
| 97 = REFUSED..... | 22 | 0.04 |
| 98 = BLANK (NO ANSWER)..... | 567 | 0.98 |
| 99 = LEGITIMATE SKIP..... | 27343 | 47.12 |

During the past 12 months, did you repeatedly get into situations where drinking alcohol increased your chances of getting physically hurt?

(DPALHURT)

UDALGETHURT Len : 2 ALCOHOL USE INCREASED CHANCE GETTING HURT PST 12 MOS

| | Freq | Pct |
|---|-------|-------|
| 1 = Yes..... | 862 | 1.49 |
| 2 = No..... | 27792 | 47.89 |
| 83 = DID NOT USE ALCOHOL PST 12 MOS OR USED <6 DAYS Log assn..... | 79 | 0.14 |
| 85 = BAD DATA LOGICALLY ASSIGNED..... | 3 | 0.01 |
| 91 = NEVER USED ALCOHOL..... | 16302 | 28.09 |
| 93 = DID NOT USE ALCOHOL PST 12 MOS OR USED <6 DAYS..... | 12398 | 21.36 |
| 94 = DON'T KNOW..... | 15 | 0.03 |
| 97 = REFUSED..... | 24 | 0.04 |
| 98 = BLANK (NO ANSWER)..... | 559 | 0.96 |

People may experience withdrawal symptoms when they drink less or stop drinking alcohol. Withdrawal symptoms are stronger and last longer than a hangover.

During the past 12 months, did you have the following withdrawal symptoms after you drank less or stopped drinking alcohol for a while?

Sweating or feeling that your heart was beating fast

(DPALWD_1)

UDALWDSWEAT Len : 2 SWEATING/RAPID HEARTBEAT - ALC WITHDRAWAL SYMPTOM PST 12 MOS

| | Freq | Pct |
|---|-------|-------|
| 1 = Yes..... | 1038 | 1.79 |
| 2 = No..... | 27538 | 47.45 |
| 83 = DID NOT USE ALCOHOL PST 12 MOS OR USED <6 DAYS Log assn..... | 79 | 0.14 |
| 85 = BAD DATA LOGICALLY ASSIGNED..... | 3 | 0.01 |
| 91 = NEVER USED ALCOHOL..... | 16302 | 28.09 |
| 93 = DID NOT USE ALCOHOL PST 12 MOS OR USED <6 DAYS..... | 12398 | 21.36 |
| 94 = DON'T KNOW..... | 43 | 0.07 |
| 97 = REFUSED..... | 41 | 0.07 |
| 98 = BLANK (NO ANSWER)..... | 592 | 1.02 |

Having your hands tremble

(DPALWD_2)

UDALWDTRMBL Len : 2 HANDS TREMBLE - ALC WITHDRAWAL SYMPTOM PST 12 MOS

| | Freq | Pct |
|---|-------|-------|
| 1 = Yes..... | 857 | 1.48 |
| 2 = No..... | 27729 | 47.78 |
| 83 = DID NOT USE ALCOHOL PST 12 MOS OR USED <6 DAYS Log assn..... | 79 | 0.14 |
| 85 = BAD DATA LOGICALLY ASSIGNED..... | 3 | 0.01 |
| 91 = NEVER USED ALCOHOL..... | 16302 | 28.09 |
| 93 = DID NOT USE ALCOHOL PST 12 MOS OR USED <6 DAYS..... | 12398 | 21.36 |
| 94 = DON'T KNOW..... | 35 | 0.06 |
| 97 = REFUSED..... | 35 | 0.06 |
| 98 = BLANK (NO ANSWER)..... | 596 | 1.03 |

SUBSTANCE USE DISORDER

Having trouble sleeping

(DPALWD_3)

UDALWDSLEEP Len : 2 TROUBLE SLEEPING - ALC WITHDRAWAL SYMPTOM PST 12 MOS

| | Freq | Pct |
|---|-------|-------|
| 1 = Yes..... | 1932 | 3.33 |
| 2 = No..... | 26657 | 45.93 |
| 83 = DID NOT USE ALCOHOL PST 12 MOS OR USED <6 DAYS Log assn..... | 79 | 0.14 |
| 85 = BAD DATA LOGICALLY ASSIGNED..... | 3 | 0.01 |
| 91 = NEVER USED ALCOHOL..... | 16302 | 28.09 |
| 93 = DID NOT USE ALCOHOL PST 12 MOS OR USED <6 DAYS..... | 12398 | 21.36 |
| 94 = DON'T KNOW..... | 31 | 0.05 |
| 97 = REFUSED..... | 35 | 0.06 |
| 98 = BLANK (NO ANSWER)..... | 597 | 1.03 |

Vomiting or having an upset stomach

(DPALWD_4)

UDALWDVOMIT Len : 2 VOMITING/UPSET STOMACH - ALC WITHDRAWAL SYMPTOM PST 12 MOS

| | Freq | Pct |
|---|-------|-------|
| 1 = Yes..... | 1469 | 2.53 |
| 2 = No..... | 27121 | 46.73 |
| 83 = DID NOT USE ALCOHOL PST 12 MOS OR USED <6 DAYS Log assn..... | 79 | 0.14 |
| 85 = BAD DATA LOGICALLY ASSIGNED..... | 3 | 0.01 |
| 91 = NEVER USED ALCOHOL..... | 16302 | 28.09 |
| 93 = DID NOT USE ALCOHOL PST 12 MOS OR USED <6 DAYS..... | 12398 | 21.36 |
| 94 = DON'T KNOW..... | 31 | 0.05 |
| 97 = REFUSED..... | 35 | 0.06 |
| 98 = BLANK (NO ANSWER)..... | 596 | 1.03 |

Seeing, hearing, or feeling things that weren't really there

(DPALWD_5)

UDALWDHALUC Len : 2 SEE/HEAR/FEEL THINGS - ALC WITHDRAWAL SYMPTOM PST 12 MOS

| | Freq | Pct |
|---|-------|-------|
| 1 = Yes..... | 395 | 0.68 |
| 2 = No..... | 28195 | 48.58 |
| 83 = DID NOT USE ALCOHOL PST 12 MOS OR USED <6 DAYS Log assn..... | 79 | 0.14 |
| 85 = BAD DATA LOGICALLY ASSIGNED..... | 3 | 0.01 |
| 91 = NEVER USED ALCOHOL..... | 16302 | 28.09 |
| 93 = DID NOT USE ALCOHOL PST 12 MOS OR USED <6 DAYS..... | 12398 | 21.36 |
| 94 = DON'T KNOW..... | 29 | 0.05 |
| 97 = REFUSED..... | 36 | 0.06 |
| 98 = BLANK (NO ANSWER)..... | 597 | 1.03 |

Feeling like you couldn't sit still

(DPALWD_6)

UDALWDSITST Len : 2 COULD NOT SIT STILL - ALC WITHDRAWAL SYMPTOM PST 12 MOS

| | Freq | Pct |
|---|-------|-------|
| 1 = Yes..... | 904 | 1.56 |
| 2 = No..... | 27687 | 47.71 |
| 83 = DID NOT USE ALCOHOL PST 12 MOS OR USED <6 DAYS Log assn..... | 79 | 0.14 |
| 85 = BAD DATA LOGICALLY ASSIGNED..... | 3 | 0.01 |
| 91 = NEVER USED ALCOHOL..... | 16302 | 28.09 |
| 93 = DID NOT USE ALCOHOL PST 12 MOS OR USED <6 DAYS..... | 12398 | 21.36 |
| 94 = DON'T KNOW..... | 30 | 0.05 |
| 97 = REFUSED..... | 34 | 0.06 |
| 98 = BLANK (NO ANSWER)..... | 597 | 1.03 |

SUBSTANCE USE DISORDER

Feeling anxious

(DPALWD_7)

UDALWDFLANX Len : 2 FEELING ANXIOUS - ALC WITHDRAWAL SYMPTOM PST 12 MOS

| | Freq | Pct |
|---|-------|-------|
| 1 = Yes..... | 1913 | 3.30 |
| 2 = No..... | 26675 | 45.96 |
| 83 = DID NOT USE ALCOHOL PST 12 MOS OR USED <6 DAYS Log assn..... | 79 | 0.14 |
| 85 = BAD DATA LOGICALLY ASSIGNED..... | 3 | 0.01 |
| 91 = NEVER USED ALCOHOL..... | 16302 | 28.09 |
| 93 = DID NOT USE ALCOHOL PST 12 MOS OR USED <6 DAYS..... | 12398 | 21.36 |
| 94 = DON'T KNOW..... | 33 | 0.06 |
| 97 = REFUSED..... | 35 | 0.06 |
| 98 = BLANK (NO ANSWER)..... | 596 | 1.03 |

During the past 12 months, did you use alcohol or another drug to get over or avoid having alcohol withdrawal symptoms?

(DPALOVER)

UDALAVOIDWD Len : 2 USE ALC/DRG TO GET OVER/AVOID ALC WITHDRAWAL IN PST 12 MOS

| | Freq | Pct |
|---|-------|-------|
| 1 = Yes..... | 635 | 1.09 |
| 2 = No..... | 27984 | 48.22 |
| 83 = DID NOT USE ALCOHOL PST 12 MOS OR USED <6 DAYS Log assn..... | 79 | 0.14 |
| 85 = BAD DATA LOGICALLY ASSIGNED..... | 3 | 0.01 |
| 91 = NEVER USED ALCOHOL..... | 16302 | 28.09 |
| 93 = DID NOT USE ALCOHOL PST 12 MOS OR USED <6 DAYS..... | 12398 | 21.36 |
| 94 = DON'T KNOW..... | 10 | 0.02 |
| 97 = REFUSED..... | 21 | 0.04 |
| 98 = BLANK (NO ANSWER)..... | 602 | 1.04 |

Which of the following did you use to get over or avoid having alcohol withdrawal symptoms during the past 12 months?

Alcohol

(DPALUSE_1)

UDALAVWALCO Len : 2 USED ALCOHOL TO GET OVER/AVOID ALC WITHDRAWAL IN PST 12 MOS

| | Freq | Pct |
|---|-------|-------|
| 1 = Yes..... | 443 | 0.76 |
| 2 = No..... | 188 | 0.32 |
| 83 = DID NOT USE ALCOHOL PST 12 MOS OR USED <6 DAYS Log assn..... | 79 | 0.14 |
| 85 = BAD DATA LOGICALLY ASSIGNED..... | 3 | 0.01 |
| 91 = NEVER USED ALCOHOL..... | 16302 | 28.09 |
| 93 = DID NOT USE ALCOHOL PST 12 MOS OR USED <6 DAYS..... | 12398 | 21.36 |
| 94 = DON'T KNOW..... | 1 | 0.00 |
| 97 = REFUSED..... | 23 | 0.04 |
| 98 = BLANK (NO ANSWER)..... | 613 | 1.06 |
| 99 = LEGITIMATE SKIP..... | 27984 | 48.22 |

Prescription sedatives, tranquilizers, sleeping pills, or downers

(DPALUSE_2)

UDALAVWSVTR Len : 2 USED SED/TRQ/SLP PILLS/DWNRS TO AVOID ALC WDRWAL PST 12 MOS

| | Freq | Pct |
|---|-------|-------|
| 1 = Yes..... | 132 | 0.23 |
| 2 = No..... | 495 | 0.85 |
| 3 = Yes LOGICALLY ASSIGNED..... | 4 | 0.01 |
| 83 = DID NOT USE ALCOHOL PST 12 MOS OR USED <6 DAYS Log assn..... | 79 | 0.14 |
| 85 = BAD DATA LOGICALLY ASSIGNED..... | 3 | 0.01 |
| 91 = NEVER USED ALCOHOL..... | 16302 | 28.09 |
| 93 = DID NOT USE ALCOHOL PST 12 MOS OR USED <6 DAYS..... | 12398 | 21.36 |
| 94 = DON'T KNOW..... | 1 | 0.00 |
| 97 = REFUSED..... | 23 | 0.04 |
| 98 = BLANK (NO ANSWER)..... | 613 | 1.06 |
| 99 = LEGITIMATE SKIP..... | 27984 | 48.22 |

SUBSTANCE USE DISORDER

Something else

(DPALUSE_3)

UDALAVWOTHR Len : 2 USED SOMETHING ELSE TO GET OVR/AVD ALC WITHDRAWAL PST 12 MOS

| | Freq | Pct |
|---|-------|-------|
| 1 = Yes..... | 284 | 0.49 |
| 2 = No..... | 345 | 0.59 |
| 83 = DID NOT USE ALCOHOL PST 12 MOS OR USED <6 DAYS Log assn..... | 79 | 0.14 |
| 85 = BAD DATA LOGICALLY ASSIGNED..... | 3 | 0.01 |
| 91 = NEVER USED ALCOHOL..... | 16302 | 28.09 |
| 93 = DID NOT USE ALCOHOL PST 12 MOS OR USED <6 DAYS..... | 12398 | 21.36 |
| 94 = DON'T KNOW..... | 3 | 0.01 |
| 97 = REFUSED..... | 23 | 0.04 |
| 98 = BLANK (NO ANSWER)..... | 613 | 1.06 |
| 99 = LEGITIMATE SKIP..... | 27984 | 48.22 |

Think about your use of marijuana or hashish during the past 12 months as you answer these next questions.

During the past 12 months, did you spend a great deal of your time using marijuana or hashish, feeling its effects, or getting over the effects of marijuana or hashish?

(DPMJFEEL)

UDMJTIMEUSE Len : 2 SPENT GREAT DEAL OF TIME USING/FEEL EFF OF MJ PST 12 MOS

| | Freq | Pct |
|--|-------|-------|
| 1 = Yes..... | 3530 | 6.08 |
| 2 = No..... | 5905 | 10.18 |
| 83 = DID NOT USE MARIJUANA PAST 12 MOS OR USED <6 DAYS Log assn..... | 27 | 0.05 |
| 85 = BAD DATA LOGICALLY ASSIGNED..... | 4 | 0.01 |
| 91 = NEVER USED MARIJUANA..... | 32487 | 55.98 |
| 93 = DID NOT USE MARIJUANA PAST 12 MOS OR USED <6 DAYS..... | 15491 | 26.69 |
| 94 = DON'T KNOW..... | 18 | 0.03 |
| 97 = REFUSED..... | 29 | 0.05 |
| 98 = BLANK (NO ANSWER)..... | 543 | 0.94 |

During the past 12 months, did you spend a great deal of your time getting or trying to get marijuana or hashish?

(DPMJGET)

UDMJTIMEGET Len : 2 SPENT GREAT DEAL TIME TRY TO GET/GETTING MJ IN PST 12 MOS

| | Freq | Pct |
|--|-------|-------|
| 1 = Yes..... | 104 | 0.18 |
| 2 = No..... | 5812 | 10.01 |
| 83 = DID NOT USE MARIJUANA PAST 12 MOS OR USED <6 DAYS Log assn..... | 27 | 0.05 |
| 85 = BAD DATA LOGICALLY ASSIGNED..... | 1 | 0.00 |
| 91 = NEVER USED MARIJUANA..... | 32487 | 55.98 |
| 93 = DID NOT USE MARIJUANA PAST 12 MOS OR USED <6 DAYS..... | 15491 | 26.69 |
| 94 = DON'T KNOW..... | 7 | 0.01 |
| 97 = REFUSED..... | 24 | 0.04 |
| 98 = BLANK (NO ANSWER)..... | 551 | 0.95 |
| 99 = LEGITIMATE SKIP..... | 3530 | 6.08 |

During the past 12 months, were there many times when you ended up using marijuana or hashish in larger amounts or for a longer time than you meant to?

(DPMJLRGR)

UDMJLRGAMTS Len : 2 USED MJ LARGER AMTS OR LONGER TIME THAN MEANT TO PST 12 MOS

| | Freq | Pct |
|--|-------|-------|
| 1 = Yes..... | 2010 | 3.46 |
| 2 = No..... | 7431 | 12.80 |
| 83 = DID NOT USE MARIJUANA PAST 12 MOS OR USED <6 DAYS Log assn..... | 27 | 0.05 |
| 85 = BAD DATA LOGICALLY ASSIGNED..... | 4 | 0.01 |
| 91 = NEVER USED MARIJUANA..... | 32487 | 55.98 |
| 93 = DID NOT USE MARIJUANA PAST 12 MOS OR USED <6 DAYS..... | 15491 | 26.69 |
| 94 = DON'T KNOW..... | 8 | 0.01 |
| 97 = REFUSED..... | 24 | 0.04 |
| 98 = BLANK (NO ANSWER)..... | 552 | 0.95 |

SUBSTANCE USE DISORDER

During the past 12 months, were there times when you wanted to use marijuana or hashish so badly that you couldn't think of anything else?

(DPMJBDLY)

UDMJWANTBAD Len : 2 WANTED TO USE MARIJUANA SO BADLY IN PAST 12 MOS

| | Freq | Pct |
|--|-------|-------|
| 1 = Yes..... | 1216 | 2.10 |
| 2 = No..... | 8222 | 14.17 |
| 83 = DID NOT USE MARIJUANA PAST 12 MOS OR USED <6 DAYS Log assn..... | 27 | 0.05 |
| 85 = BAD DATA LOGICALLY ASSIGNED..... | 4 | 0.01 |
| 91 = NEVER USED MARIJUANA | 32487 | 55.98 |
| 93 = DID NOT USE MARIJUANA PAST 12 MOS OR USED <6 DAYS..... | 15491 | 26.69 |
| 94 = DON'T KNOW..... | 9 | 0.02 |
| 97 = REFUSED | 25 | 0.04 |
| 98 = BLANK (NO ANSWER) | 553 | 0.95 |

During the past 12 months, were there times when you had a strong urge to use marijuana or hashish?

(DPMJURGE)

UDMJSTRURGE Len : 2 STRONG URGE TO USE MARIJUANA IN PAST 12 MOS

| | Freq | Pct |
|--|-------|-------|
| 1 = Yes..... | 2595 | 4.47 |
| 2 = No..... | 5629 | 9.70 |
| 83 = DID NOT USE MARIJUANA PAST 12 MOS OR USED <6 DAYS Log assn..... | 27 | 0.05 |
| 85 = BAD DATA LOGICALLY ASSIGNED..... | 1 | 0.00 |
| 91 = NEVER USED MARIJUANA | 32487 | 55.98 |
| 93 = DID NOT USE MARIJUANA PAST 12 MOS OR USED <6 DAYS..... | 15491 | 26.69 |
| 94 = DON'T KNOW..... | 9 | 0.02 |
| 97 = REFUSED | 23 | 0.04 |
| 98 = BLANK (NO ANSWER) | 556 | 0.96 |
| 99 = LEGITIMATE SKIP..... | 1216 | 2.10 |

Do you need to use a lot more marijuana or hashish than you used to in order to get the feeling you want?

(DPMJMORE)

UDMJNEEDMOR Len : 2 NEEDED A LOT MORE MARIJUANA TO GET FEELING YOU WANT

| | Freq | Pct |
|--|-------|-------|
| 1 = Yes..... | 1912 | 3.29 |
| 2 = No..... | 7522 | 12.96 |
| 83 = DID NOT USE MARIJUANA PAST 12 MOS OR USED <6 DAYS Log assn..... | 27 | 0.05 |
| 85 = BAD DATA LOGICALLY ASSIGNED..... | 4 | 0.01 |
| 91 = NEVER USED MARIJUANA | 32487 | 55.98 |
| 93 = DID NOT USE MARIJUANA PAST 12 MOS OR USED <6 DAYS..... | 15491 | 26.69 |
| 94 = DON'T KNOW..... | 11 | 0.02 |
| 97 = REFUSED | 25 | 0.04 |
| 98 = BLANK (NO ANSWER) | 555 | 0.96 |

Does using the same amount of marijuana or hashish have much less effect on you than it used to?

(DPMJLESS)

UDMJLESSEFF Len : 2 SAME AMT MARIJUANA HAS LESS EFFECT THAN IT USED TO

| | Freq | Pct |
|--|-------|-------|
| 1 = Yes..... | 815 | 1.40 |
| 2 = No..... | 6697 | 11.54 |
| 83 = DID NOT USE MARIJUANA PAST 12 MOS OR USED <6 DAYS Log assn..... | 27 | 0.05 |
| 85 = BAD DATA LOGICALLY ASSIGNED..... | 1 | 0.00 |
| 91 = NEVER USED MARIJUANA | 32487 | 55.98 |
| 93 = DID NOT USE MARIJUANA PAST 12 MOS OR USED <6 DAYS..... | 15491 | 26.69 |
| 94 = DON'T KNOW..... | 19 | 0.03 |
| 97 = REFUSED | 27 | 0.05 |
| 98 = BLANK (NO ANSWER) | 558 | 0.96 |
| 99 = LEGITIMATE SKIP..... | 1912 | 3.29 |

SUBSTANCE USE DISORDER

During the past 12 months, did you try to cut down or try to stop using marijuana or hashish?

(DPMJSTOP)

UDMJTRYSTOP Len : 2 TRY TO CUT DOWN/STOP MARIJUANA USE IN PAST 12 MOS

| | Freq | Pct |
|--|-------|-------|
| 1 = Yes..... | 2747 | 4.73 |
| 2 = No..... | 6683 | 11.52 |
| 83 = DID NOT USE MARIJUANA PAST 12 MOS OR USED <6 DAYS Log assn..... | 27 | 0.05 |
| 85 = BAD DATA LOGICALLY ASSIGNED..... | 4 | 0.01 |
| 91 = NEVER USED MARIJUANA | 32487 | 55.98 |
| 93 = DID NOT USE MARIJUANA PAST 12 MOS OR USED <6 DAYS..... | 15491 | 26.69 |
| 94 = DON'T KNOW..... | 12 | 0.02 |
| 97 = REFUSED | 27 | 0.05 |
| 98 = BLANK (NO ANSWER) | 556 | 0.96 |

Some people who use marijuana or hashish try to cut down or stop but find they can't. Was there more than one time in the past 12 months when you tried but were unable to cut down or stop using marijuana or hashish?

(DPMJCANT)

UDMJNOTSTOP Len : 2 UNABLE TO CUT/STOP MJ USE MORE THAN ONE TIME PAST 12 MOS

| | Freq | Pct |
|--|-------|-------|
| 1 = Yes..... | 846 | 1.46 |
| 2 = No..... | 1901 | 3.28 |
| 83 = DID NOT USE MARIJUANA PAST 12 MOS OR USED <6 DAYS Log assn..... | 27 | 0.05 |
| 85 = BAD DATA LOGICALLY ASSIGNED..... | 3 | 0.01 |
| 91 = NEVER USED MARIJUANA | 32487 | 55.98 |
| 93 = DID NOT USE MARIJUANA PAST 12 MOS OR USED <6 DAYS..... | 15491 | 26.69 |
| 97 = REFUSED | 27 | 0.05 |
| 98 = BLANK (NO ANSWER) | 569 | 0.98 |
| 99 = LEGITIMATE SKIP..... | 6683 | 11.52 |

In the past 12 months, did you often wish that you could cut down or stop using marijuana or hashish?

(DPMJWISH)

UDMJWSHSTOP Len : 2 OFTEN WISH CUT DOWN OR STOP MJ USE PAST 12 MOS

| | Freq | Pct |
|--|-------|-------|
| 1 = Yes..... | 255 | 0.44 |
| 2 = No..... | 6429 | 11.08 |
| 83 = DID NOT USE MARIJUANA PAST 12 MOS OR USED <6 DAYS Log assn..... | 27 | 0.05 |
| 85 = BAD DATA LOGICALLY ASSIGNED..... | 1 | 0.00 |
| 91 = NEVER USED MARIJUANA | 32487 | 55.98 |
| 93 = DID NOT USE MARIJUANA PAST 12 MOS OR USED <6 DAYS..... | 15491 | 26.69 |
| 94 = DON'T KNOW..... | 10 | 0.02 |
| 97 = REFUSED | 28 | 0.05 |
| 98 = BLANK (NO ANSWER) | 559 | 0.96 |
| 99 = LEGITIMATE SKIP..... | 2747 | 4.73 |

During the past 12 months, did you have any long-lasting or repeated physical health problems that were caused or made worse by using marijuana or hashish?

(DPMJPHYS)

UDMJHLTHPRB Len : 2 ANY LONG-LASTING PHYS PRBS CAUSED/WORSND BY MJ PST 12 MOS

| | Freq | Pct |
|--|-------|-------|
| 1 = Yes..... | 324 | 0.56 |
| 2 = No..... | 9106 | 15.69 |
| 83 = DID NOT USE MARIJUANA PAST 12 MOS OR USED <6 DAYS Log assn..... | 27 | 0.05 |
| 85 = BAD DATA LOGICALLY ASSIGNED..... | 4 | 0.01 |
| 91 = NEVER USED MARIJUANA | 32487 | 55.98 |
| 93 = DID NOT USE MARIJUANA PAST 12 MOS OR USED <6 DAYS..... | 15491 | 26.69 |
| 94 = DON'T KNOW..... | 13 | 0.02 |
| 97 = REFUSED | 26 | 0.04 |
| 98 = BLANK (NO ANSWER) | 556 | 0.96 |

SUBSTANCE USE DISORDER

Did you continue to use marijuana or hashish even though it was causing long-lasting or repeated physical health problems or making your physical health problems worse?

(DPMJPCNT)

UDMJHLTHCTD Len : 2 CONTD TO USE MARIJUANA DESPITE MJ CAUSE/WORSEN PHYS PRBS

| | Freq | Pct |
|--|-------|-------|
| 1 = Yes..... | 238 | 0.41 |
| 2 = No..... | 85 | 0.15 |
| 83 = DID NOT USE MARIJUANA PAST 12 MOS OR USED <6 DAYS Log assn..... | 27 | 0.05 |
| 85 = BAD DATA LOGICALLY ASSIGNED..... | 3 | 0.01 |
| 91 = NEVER USED MARIJUANA | 32487 | 55.98 |
| 93 = DID NOT USE MARIJUANA PAST 12 MOS OR USED <6 DAYS..... | 15491 | 26.69 |
| 94 = DON'T KNOW..... | 1 | 0.00 |
| 97 = REFUSED | 26 | 0.04 |
| 98 = BLANK (NO ANSWER) | 570 | 0.98 |
| 99 = LEGITIMATE SKIP..... | 9106 | 15.69 |

During the past 12 months, did you have any long-lasting or repeated problems with emotions or mental health that were caused or made worse by using marijuana or hashish?

(DPMJMNTL)

UDMJMNTLPRB Len : 2 ANY EMOT/MNTL HLTH PRBS CAUSED/WORSND BY MJ PAST 12 MOS

| | Freq | Pct |
|--|-------|-------|
| 1 = Yes..... | 396 | 0.68 |
| 2 = No..... | 8789 | 15.14 |
| 83 = DID NOT USE MARIJUANA PAST 12 MOS OR USED <6 DAYS Log assn..... | 27 | 0.05 |
| 85 = BAD DATA LOGICALLY ASSIGNED..... | 1 | 0.00 |
| 91 = NEVER USED MARIJUANA | 32487 | 55.98 |
| 93 = DID NOT USE MARIJUANA PAST 12 MOS OR USED <6 DAYS..... | 15491 | 26.69 |
| 94 = DON'T KNOW..... | 18 | 0.03 |
| 97 = REFUSED | 26 | 0.04 |
| 98 = BLANK (NO ANSWER) | 561 | 0.97 |
| 99 = LEGITIMATE SKIP..... | 238 | 0.41 |

Did you continue to use marijuana or hashish even though it was causing long-lasting or repeated problems with your emotions or mental health or making your emotions or mental health worse?

(DPMJMCNT)

UDMJMNTLCTD Len : 2 CONTD MARIJUANA USE DESPITE MJ CSE/WRSN EMOT/MNTL HLTH PRBS

| | Freq | Pct |
|--|-------|-------|
| 1 = Yes..... | 269 | 0.46 |
| 2 = No..... | 127 | 0.22 |
| 83 = DID NOT USE MARIJUANA PAST 12 MOS OR USED <6 DAYS Log assn..... | 27 | 0.05 |
| 91 = NEVER USED MARIJUANA | 32487 | 55.98 |
| 93 = DID NOT USE MARIJUANA PAST 12 MOS OR USED <6 DAYS..... | 15491 | 26.69 |
| 97 = REFUSED | 26 | 0.04 |
| 98 = BLANK (NO ANSWER) | 580 | 1.00 |
| 99 = LEGITIMATE SKIP..... | 9027 | 15.55 |

SUBSTANCE USE DISORDER

This question is about important activities such as:

- Spending time with friends and family
- Attending special events at work or school
- Participating in hobbies and sports
- Attending religious services and events

During the past 12 months, did you give up or spend a lot less time doing any of these types of important activities because of your use of marijuana or hashish?

(DPMJACTV)

UDMJSTOPACT Len : 2 LESS ACTIVITIES B/C OF MARIJUANA USE PAST 12 MOS

| | Freq | Pct |
|--|-------------|------------|
| 1 = Yes..... | 565 | 0.97 |
| 2 = No..... | 8863 | 15.27 |
| 83 = DID NOT USE MARIJUANA PAST 12 MOS OR USED <6 DAYS Log assn..... | 27 | 0.05 |
| 85 = BAD DATA LOGICALLY ASSIGNED..... | 4 | 0.01 |
| 91 = NEVER USED MARIJUANA | 32487 | 55.98 |
| 93 = DID NOT USE MARIJUANA PAST 12 MOS OR USED <6 DAYS..... | 15491 | 26.69 |
| 94 = DON'T KNOW..... | 13 | 0.02 |
| 97 = REFUSED | 24 | 0.04 |
| 98 = BLANK (NO ANSWER) | 560 | 0.96 |

Sometimes people who use marijuana or hashish have serious problems at work, school, or home—such as:

- missing a lot of work or school
- getting demoted, having your hours cut, or losing a job
- not being able to get a job or keep a job
- getting suspended, expelled, or dropping out of school
- failing to take care of family

During the past 12 months, did you have any serious problems like these at work, school, or home because of your use of marijuana or hashish?

(DPMJSERI)

UDMJWORKPRB Len : 2 MARIJUANA CAUSE SERIOUS PRBS AT HOME/WORK/SCH PST 12 MOS

| | Freq | Pct |
|--|-------------|------------|
| 1 = Yes..... | 356 | 0.61 |
| 2 = No..... | 9075 | 15.64 |
| 83 = DID NOT USE MARIJUANA PAST 12 MOS OR USED <6 DAYS Log assn..... | 27 | 0.05 |
| 85 = BAD DATA LOGICALLY ASSIGNED..... | 4 | 0.01 |
| 91 = NEVER USED MARIJUANA | 32487 | 55.98 |
| 93 = DID NOT USE MARIJUANA PAST 12 MOS OR USED <6 DAYS..... | 15491 | 26.69 |
| 94 = DON'T KNOW..... | 9 | 0.02 |
| 97 = REFUSED | 25 | 0.04 |
| 98 = BLANK (NO ANSWER) | 560 | 0.96 |

During the past 12 months, did you often have arguments or other problems with family or friends that were caused or made worse by your use of marijuana or hashish?

(DPMJARGU)

UDMJFMLYPRB Len : 2 MARIJUANA CAUSE ARGUMENTS/PROBS W/FAMILY/FRIENDS PST 12 MOS

| | Freq | Pct |
|--|-------------|------------|
| 1 = Yes..... | 399 | 0.69 |
| 2 = No..... | 9029 | 15.56 |
| 83 = DID NOT USE MARIJUANA PAST 12 MOS OR USED <6 DAYS Log assn..... | 27 | 0.05 |
| 85 = BAD DATA LOGICALLY ASSIGNED..... | 4 | 0.01 |
| 91 = NEVER USED MARIJUANA | 32487 | 55.98 |
| 93 = DID NOT USE MARIJUANA PAST 12 MOS OR USED <6 DAYS..... | 15491 | 26.69 |
| 94 = DON'T KNOW..... | 9 | 0.02 |
| 97 = REFUSED | 25 | 0.04 |
| 98 = BLANK (NO ANSWER) | 563 | 0.97 |

SUBSTANCE USE DISORDER

Did you continue to use marijuana or hashish even though it often caused arguments or problems with family or friends?

(DPMJACNT)

UDMJFMLYCTD Len : 2 CONTD MARIJUANA USE DESPITE MJ CAUSE ARGUMENTS W/FAM/FRNDS

| | Freq | Pct |
|--|-------|-------|
| 1 = Yes..... | 338 | 0.58 |
| 2 = No..... | 61 | 0.11 |
| 83 = DID NOT USE MARIJUANA PAST 12 MOS OR USED <6 DAYS Log assn..... | 27 | 0.05 |
| 85 = BAD DATA LOGICALLY ASSIGNED..... | 3 | 0.01 |
| 91 = NEVER USED MARIJUANA | 32487 | 55.98 |
| 93 = DID NOT USE MARIJUANA PAST 12 MOS OR USED <6 DAYS..... | 15491 | 26.69 |
| 97 = REFUSED | 25 | 0.04 |
| 98 = BLANK (NO ANSWER) | 573 | 0.99 |
| 99 = LEGITIMATE SKIP..... | 9029 | 15.56 |

During the past 12 months, did you repeatedly get into situations where using marijuana or hashish increased your chances of getting physically hurt?

(DPMJHURT)

UDMJGETHURT Len : 2 MARIJUANA USE INCREASED CHANCE GETTING HURT PST 12 MOS

| | Freq | Pct |
|--|-------|-------|
| 1 = Yes..... | 160 | 0.28 |
| 2 = No..... | 9268 | 15.97 |
| 83 = DID NOT USE MARIJUANA PAST 12 MOS OR USED <6 DAYS Log assn..... | 27 | 0.05 |
| 85 = BAD DATA LOGICALLY ASSIGNED..... | 4 | 0.01 |
| 91 = NEVER USED MARIJUANA | 32487 | 55.98 |
| 93 = DID NOT USE MARIJUANA PAST 12 MOS OR USED <6 DAYS..... | 15491 | 26.69 |
| 94 = DON'T KNOW..... | 7 | 0.01 |
| 97 = REFUSED | 27 | 0.05 |
| 98 = BLANK (NO ANSWER) | 563 | 0.97 |

People may experience withdrawal symptoms when they use less or stop using marijuana or hashish.

During the past 12 months, did you have the following withdrawal symptoms after you used less or stopped using marijuana or hashish for a while?

Feeling irritable or angry

(DPMJWD1)

UDMJWDANGRY Len : 2 FEELING IRRITABLE OR ANGRY-MJ WITHDRAWAL SYMPTOM PST 12 MOS

| | Freq | Pct |
|--|-------|-------|
| 1 = Yes..... | 1572 | 2.71 |
| 2 = No..... | 7840 | 13.51 |
| 83 = DID NOT USE MARIJUANA PAST 12 MOS OR USED <6 DAYS Log assn..... | 27 | 0.05 |
| 85 = BAD DATA LOGICALLY ASSIGNED..... | 4 | 0.01 |
| 91 = NEVER USED MARIJUANA | 32487 | 55.98 |
| 93 = DID NOT USE MARIJUANA PAST 12 MOS OR USED <6 DAYS..... | 15491 | 26.69 |
| 94 = DON'T KNOW..... | 20 | 0.03 |
| 97 = REFUSED | 27 | 0.05 |
| 98 = BLANK (NO ANSWER) | 566 | 0.98 |

Feeling anxious or nervous

(DPMJWD2)

UDMJWDFLANX Len : 2 FEELING ANXIOUS/NERVOUS - MJ WITHDRAWAL SYMPTOM PST 12 MOS

| | Freq | Pct |
|--|-------|-------|
| 1 = Yes..... | 1798 | 3.10 |
| 2 = No..... | 7615 | 13.12 |
| 83 = DID NOT USE MARIJUANA PAST 12 MOS OR USED <6 DAYS Log assn..... | 27 | 0.05 |
| 85 = BAD DATA LOGICALLY ASSIGNED..... | 4 | 0.01 |
| 91 = NEVER USED MARIJUANA | 32487 | 55.98 |
| 93 = DID NOT USE MARIJUANA PAST 12 MOS OR USED <6 DAYS..... | 15491 | 26.69 |
| 94 = DON'T KNOW..... | 18 | 0.03 |
| 97 = REFUSED | 28 | 0.05 |
| 98 = BLANK (NO ANSWER) | 566 | 0.98 |

SUBSTANCE USE DISORDER

Having trouble sleeping

(DPMJWD3)

UDMJWDSLEEP Len : 2 HAVING TROUBLE SLEEPING - MJ WITHDRAWAL SYMPTOM PST 12 MOS

| | Freq | Pct |
|--|-------|-------|
| 1 = Yes..... | 2049 | 3.53 |
| 2 = No..... | 7359 | 12.68 |
| 83 = DID NOT USE MARIJUANA PAST 12 MOS OR USED <6 DAYS Log assn..... | 27 | 0.05 |
| 85 = BAD DATA LOGICALLY ASSIGNED..... | 4 | 0.01 |
| 91 = NEVER USED MARIJUANA | 32487 | 55.98 |
| 93 = DID NOT USE MARIJUANA PAST 12 MOS OR USED <6 DAYS..... | 15491 | 26.69 |
| 94 = DON'T KNOW..... | 23 | 0.04 |
| 97 = REFUSED | 28 | 0.05 |
| 98 = BLANK (NO ANSWER) | 566 | 0.98 |

Losing your appetite or losing weight without trying to

(DPMJWD4)

UDMJWDAPPET Len : 2 LOSING APPETITE OR WEIGHT - MJ WITHDRAWAL SYMPTOM PST 12 MOS

| | Freq | Pct |
|--|-------|-------|
| 1 = Yes..... | 1258 | 2.17 |
| 2 = No..... | 8151 | 14.05 |
| 83 = DID NOT USE MARIJUANA PAST 12 MOS OR USED <6 DAYS Log assn..... | 27 | 0.05 |
| 85 = BAD DATA LOGICALLY ASSIGNED..... | 4 | 0.01 |
| 91 = NEVER USED MARIJUANA | 32487 | 55.98 |
| 93 = DID NOT USE MARIJUANA PAST 12 MOS OR USED <6 DAYS..... | 15491 | 26.69 |
| 94 = DON'T KNOW..... | 22 | 0.04 |
| 97 = REFUSED | 28 | 0.05 |
| 98 = BLANK (NO ANSWER) | 566 | 0.98 |

Feeling like you couldn't sit still

(DPMJWD5)

UDMJWDSITST Len : 2 COULDN'T SIT STILL - MJ WITHDRAWAL SYMPTOM PST 12 MOS

| | Freq | Pct |
|--|-------|-------|
| 1 = Yes..... | 826 | 1.42 |
| 2 = No..... | 8592 | 14.81 |
| 83 = DID NOT USE MARIJUANA PAST 12 MOS OR USED <6 DAYS Log assn..... | 27 | 0.05 |
| 85 = BAD DATA LOGICALLY ASSIGNED..... | 4 | 0.01 |
| 91 = NEVER USED MARIJUANA | 32487 | 55.98 |
| 93 = DID NOT USE MARIJUANA PAST 12 MOS OR USED <6 DAYS..... | 15491 | 26.69 |
| 94 = DON'T KNOW..... | 15 | 0.03 |
| 97 = REFUSED | 26 | 0.04 |
| 98 = BLANK (NO ANSWER) | 566 | 0.98 |

Feeling depressed

(DPMJWD6)

UDMJWDDEPRS Len : 2 FEELING DEPRESSED - MJ WITHDRAWAL SYMPTOM PST 12 MOS

| | Freq | Pct |
|--|-------|-------|
| 1 = Yes..... | 1420 | 2.45 |
| 2 = No..... | 7991 | 13.77 |
| 83 = DID NOT USE MARIJUANA PAST 12 MOS OR USED <6 DAYS Log assn..... | 27 | 0.05 |
| 85 = BAD DATA LOGICALLY ASSIGNED..... | 4 | 0.01 |
| 91 = NEVER USED MARIJUANA | 32487 | 55.98 |
| 93 = DID NOT USE MARIJUANA PAST 12 MOS OR USED <6 DAYS..... | 15491 | 26.69 |
| 94 = DON'T KNOW..... | 22 | 0.04 |
| 97 = REFUSED | 26 | 0.04 |
| 98 = BLANK (NO ANSWER) | 566 | 0.98 |

SUBSTANCE USE DISORDER

During the past 12 months, did you have the following withdrawal symptoms after you used less or stopped using marijuana or hashish for a while?

Stomach ache

(DPMJWD7)

UDMJWDSTMCH Len : 2 STOMACH ACHE - MJ WITHDRAWAL SYMPTOM PST 12 MOS

| | Freq | Pct |
|--|-------|-------|
| 1 = Yes..... | 549 | 0.95 |
| 2 = No..... | 8862 | 15.27 |
| 83 = DID NOT USE MARIJUANA PAST 12 MOS OR USED <6 DAYS Log assn..... | 27 | 0.05 |
| 85 = BAD DATA LOGICALLY ASSIGNED..... | 4 | 0.01 |
| 91 = NEVER USED MARIJUANA | 32487 | 55.98 |
| 93 = DID NOT USE MARIJUANA PAST 12 MOS OR USED <6 DAYS..... | 15491 | 26.69 |
| 94 = DON'T KNOW..... | 17 | 0.03 |
| 97 = REFUSED | 30 | 0.05 |
| 98 = BLANK (NO ANSWER) | 567 | 0.98 |

Shaking or tremors

(DPMJWD8)

UDMJWDSHAKE Len : 2 SHAKING OR TREMORS - MJ WITHDRAWAL SYMPTOM PST 12 MOS

| | Freq | Pct |
|--|-------|-------|
| 1 = Yes..... | 273 | 0.47 |
| 2 = No..... | 9144 | 15.76 |
| 83 = DID NOT USE MARIJUANA PAST 12 MOS OR USED <6 DAYS Log assn..... | 27 | 0.05 |
| 85 = BAD DATA LOGICALLY ASSIGNED..... | 4 | 0.01 |
| 91 = NEVER USED MARIJUANA | 32487 | 55.98 |
| 93 = DID NOT USE MARIJUANA PAST 12 MOS OR USED <6 DAYS..... | 15491 | 26.69 |
| 94 = DON'T KNOW..... | 13 | 0.02 |
| 97 = REFUSED | 28 | 0.05 |
| 98 = BLANK (NO ANSWER) | 567 | 0.98 |

Sweating

(DPMJWD9)

UDMJWDSWEAT Len : 2 SWEATING - MJ WITHDRAWAL SYMPTOM PST 12 MOS

| | Freq | Pct |
|--|-------|-------|
| 1 = Yes..... | 384 | 0.66 |
| 2 = No..... | 9031 | 15.56 |
| 83 = DID NOT USE MARIJUANA PAST 12 MOS OR USED <6 DAYS Log assn..... | 27 | 0.05 |
| 85 = BAD DATA LOGICALLY ASSIGNED..... | 4 | 0.01 |
| 91 = NEVER USED MARIJUANA | 32487 | 55.98 |
| 93 = DID NOT USE MARIJUANA PAST 12 MOS OR USED <6 DAYS..... | 15491 | 26.69 |
| 94 = DON'T KNOW..... | 15 | 0.03 |
| 97 = REFUSED | 28 | 0.05 |
| 98 = BLANK (NO ANSWER) | 567 | 0.98 |

Fever

(DPMJWD10)

UDMJWDFEVER Len : 2 FEVER - MJ WITHDRAWAL SYMPTOM PST 12 MOS

| | Freq | Pct |
|--|-------|-------|
| 1 = Yes..... | 119 | 0.21 |
| 2 = No..... | 9296 | 16.02 |
| 83 = DID NOT USE MARIJUANA PAST 12 MOS OR USED <6 DAYS Log assn..... | 27 | 0.05 |
| 85 = BAD DATA LOGICALLY ASSIGNED..... | 4 | 0.01 |
| 91 = NEVER USED MARIJUANA | 32487 | 55.98 |
| 93 = DID NOT USE MARIJUANA PAST 12 MOS OR USED <6 DAYS..... | 15491 | 26.69 |
| 94 = DON'T KNOW..... | 15 | 0.03 |
| 97 = REFUSED | 28 | 0.05 |
| 98 = BLANK (NO ANSWER) | 567 | 0.98 |

SUBSTANCE USE DISORDER

Chills

(DPMJWD11)

UDMJWDCHILL Len : 2 CHILLS - MJ WITHDRAWAL SYMPTOM PST 12 MOS

| | Freq | Pct |
|--|-------|-------|
| 1 = Yes..... | 237 | 0.41 |
| 2 = No..... | 9180 | 15.82 |
| 83 = DID NOT USE MARIJUANA PAST 12 MOS OR USED <6 DAYS Log assn..... | 27 | 0.05 |
| 85 = BAD DATA LOGICALLY ASSIGNED..... | 4 | 0.01 |
| 91 = NEVER USED MARIJUANA | 32487 | 55.98 |
| 93 = DID NOT USE MARIJUANA PAST 12 MOS OR USED <6 DAYS..... | 15491 | 26.69 |
| 94 = DON'T KNOW..... | 13 | 0.02 |
| 97 = REFUSED | 28 | 0.05 |
| 98 = BLANK (NO ANSWER) | 567 | 0.98 |

Headache

(DPMJWD12)

UDMJWDHEDAC Len : 2 HEADACHE - MJ WITHDRAWAL SYMPTOM PST 12 MOS

| | Freq | Pct |
|--|-------|-------|
| 1 = Yes..... | 799 | 1.38 |
| 2 = No..... | 8617 | 14.85 |
| 83 = DID NOT USE MARIJUANA PAST 12 MOS OR USED <6 DAYS Log assn..... | 27 | 0.05 |
| 85 = BAD DATA LOGICALLY ASSIGNED..... | 4 | 0.01 |
| 91 = NEVER USED MARIJUANA | 32487 | 55.98 |
| 93 = DID NOT USE MARIJUANA PAST 12 MOS OR USED <6 DAYS..... | 15491 | 26.69 |
| 94 = DON'T KNOW..... | 14 | 0.02 |
| 97 = REFUSED | 28 | 0.05 |
| 98 = BLANK (NO ANSWER) | 567 | 0.98 |

During the past 12 months, did you use marijuana, hashish, another cannabis product, or another drug to get over or avoid having marijuana or hashish withdrawal symptoms?

(DPMJOVER)

UDMJAVOIDWD Len : 2 USE MJ/DRG TO GET OVER/AVOID MJ WITHDRAWAL IN PST 12 MOS

| | Freq | Pct |
|--|-------|-------|
| 1 = Yes..... | 523 | 0.90 |
| 2 = No..... | 8902 | 15.34 |
| 83 = DID NOT USE MARIJUANA PAST 12 MOS OR USED <6 DAYS Log assn..... | 27 | 0.05 |
| 85 = BAD DATA LOGICALLY ASSIGNED..... | 4 | 0.01 |
| 91 = NEVER USED MARIJUANA | 32487 | 55.98 |
| 93 = DID NOT USE MARIJUANA PAST 12 MOS OR USED <6 DAYS..... | 15491 | 26.69 |
| 94 = DON'T KNOW..... | 8 | 0.01 |
| 97 = REFUSED | 24 | 0.04 |
| 98 = BLANK (NO ANSWER) | 568 | 0.98 |

Which of the following did you use to get over or avoid having marijuana or hashish withdrawal symptoms during the past 12 months?

Marijuana, hashish, or another cannabis product

(DPMJUSE_1)

UDMJAVWMARJ Len : 2 USED MARIJUANA TO GET OVER/AVOID MJ WITHDRAWAL IN PST 12 MOS

| | Freq | Pct |
|--|-------|-------|
| 1 = Yes..... | 457 | 0.79 |
| 2 = No..... | 64 | 0.11 |
| 83 = DID NOT USE MARIJUANA PAST 12 MOS OR USED <6 DAYS Log assn..... | 27 | 0.05 |
| 85 = BAD DATA LOGICALLY ASSIGNED..... | 3 | 0.01 |
| 91 = NEVER USED MARIJUANA | 32487 | 55.98 |
| 93 = DID NOT USE MARIJUANA PAST 12 MOS OR USED <6 DAYS..... | 15491 | 26.69 |
| 94 = DON'T KNOW..... | 1 | 0.00 |
| 97 = REFUSED | 25 | 0.04 |
| 98 = BLANK (NO ANSWER) | 577 | 0.99 |
| 99 = LEGITIMATE SKIP..... | 8902 | 15.34 |

SUBSTANCE USE DISORDER

Something else

(DPMJUSE_2)

UDMJAVWOTHR Len : 2 USED SOMETHING ELSE TO GET OVR/AVD MJ WITHDRAWAL PST 12 MOS

| | Freq | Pct |
|--|-------|-------|
| 1 = Yes..... | 115 | 0.20 |
| 2 = No..... | 404 | 0.70 |
| 83 = DID NOT USE MARIJUANA PAST 12 MOS OR USED <6 DAYS Log assn..... | 27 | 0.05 |
| 85 = BAD DATA LOGICALLY ASSIGNED..... | 3 | 0.01 |
| 91 = NEVER USED MARIJUANA..... | 32487 | 55.98 |
| 93 = DID NOT USE MARIJUANA PAST 12 MOS OR USED <6 DAYS..... | 15491 | 26.69 |
| 94 = DON'T KNOW..... | 2 | 0.00 |
| 97 = REFUSED..... | 25 | 0.04 |
| 98 = BLANK (NO ANSWER)..... | 578 | 1.00 |
| 99 = LEGITIMATE SKIP..... | 8902 | 15.34 |

Think about your use of cocaine, including the form of cocaine called 'crack,' during the past 12 months as you answer these next questions.

During the past 12 months, did you spend a great deal of your time using cocaine, feeling its effects, or getting over the effects of cocaine?

(DPCCFEEL)

UDCCTIMEUSE Len : 2 SPENT GREAT DEAL OF TIME USING/FEEL EFF OF COCAINE PST 12MOS

| | Freq | Pct |
|--|-------|-------|
| 1 = Yes..... | 104 | 0.18 |
| 2 = No..... | 972 | 1.67 |
| 85 = BAD DATA LOGICALLY ASSIGNED..... | 2 | 0.00 |
| 91 = NEVER USED COCAINE..... | 51222 | 88.26 |
| 93 = DID NOT USE COCAINE IN THE PAST 12 MOS..... | 5658 | 9.75 |
| 94 = DON'T KNOW..... | 3 | 0.01 |
| 97 = REFUSED..... | 4 | 0.01 |
| 98 = BLANK (NO ANSWER)..... | 69 | 0.12 |

During the past 12 months, did you spend a great deal of your time getting or trying to get cocaine?

(DPCCGET)

UDCCTIMEGET Len : 2 SPENT GREAT DEAL TIME TRY TO GET/GETTING COCAINE PST 12 MOS

| | Freq | Pct |
|--|-------|-------|
| 1 = Yes..... | 7 | 0.01 |
| 2 = No..... | 966 | 1.66 |
| 85 = BAD DATA LOGICALLY ASSIGNED..... | 1 | 0.00 |
| 91 = NEVER USED COCAINE..... | 51222 | 88.26 |
| 93 = DID NOT USE COCAINE IN THE PAST 12 MOS..... | 5658 | 9.75 |
| 94 = DON'T KNOW..... | 2 | 0.00 |
| 97 = REFUSED..... | 4 | 0.01 |
| 98 = BLANK (NO ANSWER)..... | 70 | 0.12 |
| 99 = LEGITIMATE SKIP..... | 104 | 0.18 |

During the past 12 months, were there many times when you ended up using cocaine in larger amounts or for a longer time than you meant to?

(DPCCLRGR)

UDCCLRGAMTS Len : 2 USED COC LARGER AMTS OR LONGER TIME THAN MEANT TO PST 12 MOS

| | Freq | Pct |
|--|-------|-------|
| 1 = Yes..... | 194 | 0.33 |
| 2 = No..... | 882 | 1.52 |
| 85 = BAD DATA LOGICALLY ASSIGNED..... | 2 | 0.00 |
| 91 = NEVER USED COCAINE..... | 51222 | 88.26 |
| 93 = DID NOT USE COCAINE IN THE PAST 12 MOS..... | 5658 | 9.75 |
| 94 = DON'T KNOW..... | 3 | 0.01 |
| 97 = REFUSED..... | 4 | 0.01 |
| 98 = BLANK (NO ANSWER)..... | 69 | 0.12 |

SUBSTANCE USE DISORDER

During the past 12 months, were there times when you wanted to use cocaine so badly that you couldn't think of anything else?

(DPCCBDLY)

UDCCWANTBAD Len : 2 WANTED TO USE COCAINE SO BADLY IN PAST 12 MOS

| | Freq | Pct |
|--|-------|-------|
| 1 = Yes..... | 115 | 0.20 |
| 2 = No..... | 961 | 1.66 |
| 85 = BAD DATA LOGICALLY ASSIGNED..... | 2 | 0.00 |
| 91 = NEVER USED COCAINE..... | 51222 | 88.26 |
| 93 = DID NOT USE COCAINE IN THE PAST 12 MOS..... | 5658 | 9.75 |
| 94 = DON'T KNOW..... | 3 | 0.01 |
| 97 = REFUSED..... | 4 | 0.01 |
| 98 = BLANK (NO ANSWER)..... | 69 | 0.12 |

During the past 12 months, were there times when you had a strong urge to use cocaine?

(DPCCURGE)

UDCCSTRURGE Len : 2 STRONG URGE TO USE COCAINE IN PAST 12 MOS

| | Freq | Pct |
|--|-------|-------|
| 1 = Yes..... | 148 | 0.26 |
| 2 = No..... | 814 | 1.40 |
| 85 = BAD DATA LOGICALLY ASSIGNED..... | 1 | 0.00 |
| 91 = NEVER USED COCAINE..... | 51222 | 88.26 |
| 93 = DID NOT USE COCAINE IN THE PAST 12 MOS..... | 5658 | 9.75 |
| 94 = DON'T KNOW..... | 2 | 0.00 |
| 97 = REFUSED..... | 4 | 0.01 |
| 98 = BLANK (NO ANSWER)..... | 70 | 0.12 |
| 99 = LEGITIMATE SKIP..... | 115 | 0.20 |

Do you need to use a lot more cocaine than you used to in order to get the feeling you want?

(DPCCMORE)

UDCCNEEDMOR Len : 2 NEEDED A LOT MORE COCAINE TO GET FEELING YOU WANT

| | Freq | Pct |
|--|-------|-------|
| 1 = Yes..... | 109 | 0.19 |
| 2 = No..... | 967 | 1.67 |
| 85 = BAD DATA LOGICALLY ASSIGNED..... | 2 | 0.00 |
| 91 = NEVER USED COCAINE..... | 51222 | 88.26 |
| 93 = DID NOT USE COCAINE IN THE PAST 12 MOS..... | 5658 | 9.75 |
| 94 = DON'T KNOW..... | 3 | 0.01 |
| 97 = REFUSED..... | 4 | 0.01 |
| 98 = BLANK (NO ANSWER)..... | 69 | 0.12 |

Does using the same amount of cocaine have much less effect on you than it used to?

(DPCCLESS)

UDCCLESSEFF Len : 2 SAME AMT COCAINE HAS LESS EFFECT THAN IT USED TO

| | Freq | Pct |
|--|-------|-------|
| 1 = Yes..... | 56 | 0.10 |
| 2 = No..... | 908 | 1.56 |
| 85 = BAD DATA LOGICALLY ASSIGNED..... | 1 | 0.00 |
| 91 = NEVER USED COCAINE..... | 51222 | 88.26 |
| 93 = DID NOT USE COCAINE IN THE PAST 12 MOS..... | 5658 | 9.75 |
| 94 = DON'T KNOW..... | 4 | 0.01 |
| 97 = REFUSED..... | 5 | 0.01 |
| 98 = BLANK (NO ANSWER)..... | 71 | 0.12 |
| 99 = LEGITIMATE SKIP..... | 109 | 0.19 |

SUBSTANCE USE DISORDER

During the past 12 months, did you try to cut down or try to stop using cocaine?

(DPCCSTOP)

UDCCTRYSTOP Len : 2 TRY TO CUT DOWN/STOP COCAINE USE IN PAST 12 MOS

| | Freq | Pct |
|--|-------|-------|
| 1 = Yes..... | 324 | 0.56 |
| 2 = No..... | 748 | 1.29 |
| 85 = BAD DATA LOGICALLY ASSIGNED..... | 2 | 0.00 |
| 91 = NEVER USED COCAINE..... | 51222 | 88.26 |
| 93 = DID NOT USE COCAINE IN THE PAST 12 MOS..... | 5658 | 9.75 |
| 94 = DON'T KNOW..... | 4 | 0.01 |
| 97 = REFUSED..... | 6 | 0.01 |
| 98 = BLANK (NO ANSWER)..... | 70 | 0.12 |

Some people who use cocaine try to cut down or stop but find they can't. Was there more than one time in the past 12 months when you tried but were unable to cut down or stop using cocaine?

(DPCCANT)

UDCCNOTSTOP Len : 2 UNABLE TO CUT/STOP COCAINE MORE THAN ONE TIME PAST 12 MOS

| | Freq | Pct |
|--|-------|-------|
| 1 = Yes..... | 101 | 0.17 |
| 2 = No..... | 223 | 0.38 |
| 85 = BAD DATA LOGICALLY ASSIGNED..... | 1 | 0.00 |
| 91 = NEVER USED COCAINE..... | 51222 | 88.26 |
| 93 = DID NOT USE COCAINE IN THE PAST 12 MOS..... | 5658 | 9.75 |
| 97 = REFUSED..... | 6 | 0.01 |
| 98 = BLANK (NO ANSWER)..... | 75 | 0.13 |
| 99 = LEGITIMATE SKIP..... | 748 | 1.29 |

In the past 12 months, did you often wish that you could cut down or stop using cocaine?

(DPCCWISH)

UDCCWSHSTOP Len : 2 OFTEN WISH CUT DOWN OR STOP COCAINE USE PAST 12 MOS

| | Freq | Pct |
|--|-------|-------|
| 1 = Yes..... | 28 | 0.05 |
| 2 = No..... | 720 | 1.24 |
| 85 = BAD DATA LOGICALLY ASSIGNED..... | 1 | 0.00 |
| 91 = NEVER USED COCAINE..... | 51222 | 88.26 |
| 93 = DID NOT USE COCAINE IN THE PAST 12 MOS..... | 5658 | 9.75 |
| 94 = DON'T KNOW..... | 3 | 0.01 |
| 97 = REFUSED..... | 7 | 0.01 |
| 98 = BLANK (NO ANSWER)..... | 71 | 0.12 |
| 99 = LEGITIMATE SKIP..... | 324 | 0.56 |

During the past 12 months, did you have any long-lasting or repeated physical health problems that were caused or made worse by using cocaine?

(DPCCPHYS)

UDCCHLTHPRB Len : 2 ANY LONG-LASTING PHYS PRBS CAUSED/WORSND BY COC PST 12 MOS

| | Freq | Pct |
|--|-------|-------|
| 1 = Yes..... | 60 | 0.10 |
| 2 = No..... | 1013 | 1.75 |
| 85 = BAD DATA LOGICALLY ASSIGNED..... | 2 | 0.00 |
| 91 = NEVER USED COCAINE..... | 51222 | 88.26 |
| 93 = DID NOT USE COCAINE IN THE PAST 12 MOS..... | 5658 | 9.75 |
| 94 = DON'T KNOW..... | 4 | 0.01 |
| 97 = REFUSED..... | 5 | 0.01 |
| 98 = BLANK (NO ANSWER)..... | 70 | 0.12 |

SUBSTANCE USE DISORDER

Did you continue to use cocaine even though it was causing long-lasting or repeated physical health problems or making your physical health problems worse?

(DPCCPCNT)

UDCCHLTHCTD Len : 2 CONTD TO USE COCAINE DESPITE COCAINE CAUSE/WORSEN PHYS PRBS

| | Freq | Pct |
|--|-------|-------|
| 1 = Yes..... | 37 | 0.06 |
| 2 = No..... | 23 | 0.04 |
| 85 = BAD DATA LOGICALLY ASSIGNED..... | 1 | 0.00 |
| 91 = NEVER USED COCAINE..... | 51222 | 88.26 |
| 93 = DID NOT USE COCAINE IN THE PAST 12 MOS..... | 5658 | 9.75 |
| 97 = REFUSED..... | 5 | 0.01 |
| 98 = BLANK (NO ANSWER)..... | 75 | 0.13 |
| 99 = LEGITIMATE SKIP..... | 1013 | 1.75 |

During the past 12 months, did you have any long-lasting or repeated problems with emotions or mental health that were caused or made worse by using cocaine?

(DPCCMNTL)

UDCCMNTLPRB Len : 2 ANY EMOT/MNTL HLTH PRBS CAUSED/WORSND BY COCAINE PAST 12 MOS

| | Freq | Pct |
|--|-------|-------|
| 1 = Yes..... | 76 | 0.13 |
| 2 = No..... | 959 | 1.65 |
| 85 = BAD DATA LOGICALLY ASSIGNED..... | 1 | 0.00 |
| 91 = NEVER USED COCAINE..... | 51222 | 88.26 |
| 93 = DID NOT USE COCAINE IN THE PAST 12 MOS..... | 5658 | 9.75 |
| 94 = DON'T KNOW..... | 5 | 0.01 |
| 97 = REFUSED..... | 5 | 0.01 |
| 98 = BLANK (NO ANSWER)..... | 71 | 0.12 |
| 99 = LEGITIMATE SKIP..... | 37 | 0.06 |

Did you continue to use cocaine even though it was causing long-lasting or repeated problems with your emotions or mental health or making your emotions or mental health worse?

(DPCCMCNT)

UDCCMNTLCTD Len : 2 CONTD COCAINE USE DESPITE COC CSE/WRSN EMOT/MNTL HLTH PRBS

| | Freq | Pct |
|--|-------|-------|
| 1 = Yes..... | 43 | 0.07 |
| 2 = No..... | 32 | 0.06 |
| 91 = NEVER USED COCAINE..... | 51222 | 88.26 |
| 93 = DID NOT USE COCAINE IN THE PAST 12 MOS..... | 5658 | 9.75 |
| 94 = DON'T KNOW..... | 1 | 0.00 |
| 97 = REFUSED..... | 5 | 0.01 |
| 98 = BLANK (NO ANSWER)..... | 77 | 0.13 |
| 99 = LEGITIMATE SKIP..... | 996 | 1.72 |

This question is about important activities such as:

- Spending time with friends and family
- Attending special events at work or school
- Participating in hobbies and sports
- Attending religious services and events

During the past 12 months, did you give up or spend a lot less time doing any of these types of important activities because of your use of cocaine?

(DPCCACTV)

UDCCSTOPACT Len : 2 LESS ACTIVITIES B/C OF COCAINE USE PAST 12 MOS

| | Freq | Pct |
|--|-------|-------|
| 1 = Yes..... | 105 | 0.18 |
| 2 = No..... | 969 | 1.67 |
| 85 = BAD DATA LOGICALLY ASSIGNED..... | 2 | 0.00 |
| 91 = NEVER USED COCAINE..... | 51222 | 88.26 |
| 93 = DID NOT USE COCAINE IN THE PAST 12 MOS..... | 5658 | 9.75 |
| 94 = DON'T KNOW..... | 3 | 0.01 |
| 97 = REFUSED..... | 4 | 0.01 |
| 98 = BLANK (NO ANSWER)..... | 71 | 0.12 |

SUBSTANCE USE DISORDER

Sometimes people who use cocaine have serious problems at work, school, or home—such as:

- missing a lot of work or school
- getting demoted, having your hours cut, or losing a job
- not being able to get a job or keep a job
- getting suspended, expelled, or dropping out of school
- failing to take care of family

During the past 12 months, did you have any serious problems like these at work, school, or home because of your use of cocaine?

(DPCCSERI)

UDCCWORKPRB Len : 2 COCAINE CAUSE SERIOUS PRBS AT HOME/WORK/SCH PST 12 MOS

| | Freq | Pct |
|--|-------|-------|
| 1 = Yes..... | 73 | 0.13 |
| 2 = No..... | 999 | 1.72 |
| 85 = BAD DATA LOGICALLY ASSIGNED..... | 2 | 0.00 |
| 91 = NEVER USED COCAINE..... | 51222 | 88.26 |
| 93 = DID NOT USE COCAINE IN THE PAST 12 MOS..... | 5658 | 9.75 |
| 94 = DON'T KNOW..... | 5 | 0.01 |
| 97 = REFUSED..... | 4 | 0.01 |
| 98 = BLANK (NO ANSWER)..... | 71 | 0.12 |

During the past 12 months, did you often have arguments or other problems with family or friends that were caused or made worse by your use of cocaine?

(DPCCARGU)

UDCCFMYLPRB Len : 2 COCAINE CAUSE ARGUMENTS/PROBS W/FAMILY/FRIENDS PST 12 MOS

| | Freq | Pct |
|--|-------|-------|
| 1 = Yes..... | 101 | 0.17 |
| 2 = No..... | 971 | 1.67 |
| 85 = BAD DATA LOGICALLY ASSIGNED..... | 2 | 0.00 |
| 91 = NEVER USED COCAINE..... | 51222 | 88.26 |
| 93 = DID NOT USE COCAINE IN THE PAST 12 MOS..... | 5658 | 9.75 |
| 94 = DON'T KNOW..... | 5 | 0.01 |
| 97 = REFUSED..... | 4 | 0.01 |
| 98 = BLANK (NO ANSWER)..... | 71 | 0.12 |

Did you continue to use cocaine even though it often caused arguments or problems with family or friends?

(DPCCACNT)

UDCCFMYLCTD Len : 2 CONTD COCAINE USE DESPITE COC CAUSE ARGUMENTS W/FAM/FRNDS

| | Freq | Pct |
|--|-------|-------|
| 1 = Yes..... | 76 | 0.13 |
| 2 = No..... | 24 | 0.04 |
| 85 = BAD DATA LOGICALLY ASSIGNED..... | 1 | 0.00 |
| 91 = NEVER USED COCAINE..... | 51222 | 88.26 |
| 93 = DID NOT USE COCAINE IN THE PAST 12 MOS..... | 5658 | 9.75 |
| 94 = DON'T KNOW..... | 1 | 0.00 |
| 97 = REFUSED..... | 4 | 0.01 |
| 98 = BLANK (NO ANSWER)..... | 77 | 0.13 |
| 99 = LEGITIMATE SKIP..... | 971 | 1.67 |

During the past 12 months, did you repeatedly get into situations where using cocaine increased your chances of getting physically hurt?

(DPCCHURT)

UDCCGETHURT Len : 2 COCAINE USE INCREASED CHANCE GETTING HURT PST 12 MOS

| | Freq | Pct |
|--|-------|-------|
| 1 = Yes..... | 68 | 0.12 |
| 2 = No..... | 1003 | 1.73 |
| 85 = BAD DATA LOGICALLY ASSIGNED..... | 2 | 0.00 |
| 91 = NEVER USED COCAINE..... | 51222 | 88.26 |
| 93 = DID NOT USE COCAINE IN THE PAST 12 MOS..... | 5658 | 9.75 |
| 94 = DON'T KNOW..... | 6 | 0.01 |
| 97 = REFUSED..... | 4 | 0.01 |
| 98 = BLANK (NO ANSWER)..... | 71 | 0.12 |

SUBSTANCE USE DISORDER

People may experience withdrawal symptoms when they use less or stop using cocaine.

During the past 12 months, have you felt kind of blue or down after you used less or stopped using cocaine for a while?

(DPCCBLUE)

UDCCWDFLBU Len : 2 FELT BLUE OR DOWN AFTER USING LESS OR STOPPING COCAINE

| | Freq | Pct |
|--|-------|-------|
| 1 = Yes..... | 141 | 0.24 |
| 2 = No..... | 932 | 1.61 |
| 85 = BAD DATA LOGICALLY ASSIGNED..... | 2 | 0.00 |
| 91 = NEVER USED COCAINE..... | 51222 | 88.26 |
| 93 = DID NOT USE COCAINE IN THE PAST 12 MOS..... | 5658 | 9.75 |
| 94 = DON'T KNOW..... | 4 | 0.01 |
| 97 = REFUSED..... | 4 | 0.01 |
| 98 = BLANK (NO ANSWER)..... | 71 | 0.12 |

During the past 12 months, did you have the following withdrawal symptoms after you used less or stopped using cocaine for a while?

Feeling tired or exhausted

(DPCCWD_1)

UDCCWDTIRED Len : 2 FEELING TIRED/EXHAUSTED - COC WITHDRAWAL SYMPTOM PST 12 MOS

| | Freq | Pct |
|--|-------|-------|
| 1 = Yes..... | 121 | 0.21 |
| 2 = No..... | 19 | 0.03 |
| 85 = BAD DATA LOGICALLY ASSIGNED..... | 1 | 0.00 |
| 91 = NEVER USED COCAINE..... | 51222 | 88.26 |
| 93 = DID NOT USE COCAINE IN THE PAST 12 MOS..... | 5658 | 9.75 |
| 94 = DON'T KNOW..... | 1 | 0.00 |
| 97 = REFUSED..... | 4 | 0.01 |
| 98 = BLANK (NO ANSWER)..... | 76 | 0.13 |
| 99 = LEGITIMATE SKIP..... | 932 | 1.61 |

Having bad dreams

(DPCCWD_2)

UDCCWDDREAM Len : 2 HAVING BAD DREAMS - COC WITHDRAWAL SYMPTOM PST 12 MOS

| | Freq | Pct |
|--|-------|-------|
| 1 = Yes..... | 61 | 0.11 |
| 2 = No..... | 79 | 0.14 |
| 85 = BAD DATA LOGICALLY ASSIGNED..... | 1 | 0.00 |
| 91 = NEVER USED COCAINE..... | 51222 | 88.26 |
| 93 = DID NOT USE COCAINE IN THE PAST 12 MOS..... | 5658 | 9.75 |
| 94 = DON'T KNOW..... | 1 | 0.00 |
| 97 = REFUSED..... | 4 | 0.01 |
| 98 = BLANK (NO ANSWER)..... | 76 | 0.13 |
| 99 = LEGITIMATE SKIP..... | 932 | 1.61 |

Having trouble sleeping or sleeping more than you normally do

(DPCCWD_3)

UDCCWDSLEEP Len : 2 TROUBLE/MORE SLEEPING - COC WITHDRAWAL SYMPTOM PST 12 MOS

| | Freq | Pct |
|--|-------|-------|
| 1 = Yes..... | 100 | 0.17 |
| 2 = No..... | 40 | 0.07 |
| 85 = BAD DATA LOGICALLY ASSIGNED..... | 1 | 0.00 |
| 91 = NEVER USED COCAINE..... | 51222 | 88.26 |
| 93 = DID NOT USE COCAINE IN THE PAST 12 MOS..... | 5658 | 9.75 |
| 94 = DON'T KNOW..... | 1 | 0.00 |
| 97 = REFUSED..... | 4 | 0.01 |
| 98 = BLANK (NO ANSWER)..... | 76 | 0.13 |
| 99 = LEGITIMATE SKIP..... | 932 | 1.61 |

SUBSTANCE USE DISORDER

Feeling hungry more often

(DPCCWD_4)

UDCCWDHNGRY Len : 2 FEELING HUNGRY - COC WITHDRAWAL SYMPTOM PST 12 MOS

| | Freq | Pct |
|--|-------|-------|
| 1 = Yes..... | 60 | 0.10 |
| 2 = No..... | 80 | 0.14 |
| 85 = BAD DATA LOGICALLY ASSIGNED..... | 1 | 0.00 |
| 91 = NEVER USED COCAINE..... | 51222 | 88.26 |
| 93 = DID NOT USE COCAINE IN THE PAST 12 MOS..... | 5658 | 9.75 |
| 94 = DON'T KNOW..... | 1 | 0.00 |
| 97 = REFUSED..... | 4 | 0.01 |
| 98 = BLANK (NO ANSWER)..... | 76 | 0.13 |
| 99 = LEGITIMATE SKIP..... | 932 | 1.61 |

Feeling either very slowed down or like you couldn't sit still

(DPCCWD_5)

UDCCWDSITST Len : 2 SLOWED DOWN/RESTLESS - COC WITHDRAWAL SYMPTOM PST 12 MOS

| | Freq | Pct |
|--|-------|-------|
| 1 = Yes..... | 84 | 0.14 |
| 2 = No..... | 56 | 0.10 |
| 85 = BAD DATA LOGICALLY ASSIGNED..... | 1 | 0.00 |
| 91 = NEVER USED COCAINE..... | 51222 | 88.26 |
| 93 = DID NOT USE COCAINE IN THE PAST 12 MOS..... | 5658 | 9.75 |
| 94 = DON'T KNOW..... | 1 | 0.00 |
| 97 = REFUSED..... | 4 | 0.01 |
| 98 = BLANK (NO ANSWER)..... | 76 | 0.13 |
| 99 = LEGITIMATE SKIP..... | 932 | 1.61 |

During the past 12 months, did you use cocaine or another drug to get over or avoid having cocaine withdrawal symptoms?

(DPCCOVER)

UDCCAVOIDWD Len : 2 USE COC/OTH DRUG TO GET OVER/AVOID COC WITHDRAWAL PST 12 MOS

| | Freq | Pct |
|--|-------|-------|
| 1 = Yes..... | 71 | 0.12 |
| 2 = No..... | 1002 | 1.73 |
| 85 = BAD DATA LOGICALLY ASSIGNED..... | 2 | 0.00 |
| 91 = NEVER USED COCAINE..... | 51222 | 88.26 |
| 93 = DID NOT USE COCAINE IN THE PAST 12 MOS..... | 5658 | 9.75 |
| 94 = DON'T KNOW..... | 4 | 0.01 |
| 97 = REFUSED..... | 4 | 0.01 |
| 98 = BLANK (NO ANSWER)..... | 71 | 0.12 |

Which of the following did you use to get over or avoid having cocaine withdrawal symptoms during the past 12 months?

Cocaine

(DPCCUSE_1)

UDCCAVWCOCN Len : 2 USED COCAINE TO GET OVER/AVOID COC WITHDRAWAL IN PST 12 MOS

| | Freq | Pct |
|--|-------|-------|
| 1 = Yes..... | 44 | 0.08 |
| 2 = No..... | 26 | 0.04 |
| 85 = BAD DATA LOGICALLY ASSIGNED..... | 1 | 0.00 |
| 91 = NEVER USED COCAINE..... | 51222 | 88.26 |
| 93 = DID NOT USE COCAINE IN THE PAST 12 MOS..... | 5658 | 9.75 |
| 94 = DON'T KNOW..... | 1 | 0.00 |
| 97 = REFUSED..... | 4 | 0.01 |
| 98 = BLANK (NO ANSWER)..... | 76 | 0.13 |
| 99 = LEGITIMATE SKIP..... | 1002 | 1.73 |

SUBSTANCE USE DISORDER

Methamphetamine

(DPCCUSE_2)

UDCCAVWMETH Len : 2 USED METH TO GET OVER/AVOID COC WITHDRAWAL IN PST 12 MOS

| | Freq | Pct |
|--|-------|-------|
| 1 = Yes..... | 19 | 0.03 |
| 2 = No..... | 51 | 0.09 |
| 85 = BAD DATA LOGICALLY ASSIGNED..... | 1 | 0.00 |
| 91 = NEVER USED COCAINE..... | 51222 | 88.26 |
| 93 = DID NOT USE COCAINE IN THE PAST 12 MOS..... | 5658 | 9.75 |
| 94 = DON'T KNOW..... | 1 | 0.00 |
| 97 = REFUSED..... | 4 | 0.01 |
| 98 = BLANK (NO ANSWER)..... | 76 | 0.13 |
| 99 = LEGITIMATE SKIP..... | 1002 | 1.73 |

Prescription stimulants or uppers

(DPCCUSE_3)

UDCCAVWSTM Len : 2 USED STM TO GET OVER/AVOID COC WITHDRAWAL IN PST 12 MOS

| | Freq | Pct |
|--|-------|-------|
| 1 = Yes..... | 18 | 0.03 |
| 2 = No..... | 52 | 0.09 |
| 85 = BAD DATA LOGICALLY ASSIGNED..... | 1 | 0.00 |
| 91 = NEVER USED COCAINE..... | 51222 | 88.26 |
| 93 = DID NOT USE COCAINE IN THE PAST 12 MOS..... | 5658 | 9.75 |
| 94 = DON'T KNOW..... | 1 | 0.00 |
| 97 = REFUSED..... | 4 | 0.01 |
| 98 = BLANK (NO ANSWER)..... | 76 | 0.13 |
| 99 = LEGITIMATE SKIP..... | 1002 | 1.73 |

Something else

(DPCCUSE_4)

UDCCAVWOTHR Len : 2 USED SOMETHING ELSE TO GET OVR/AVD COC WITHDRAWAL PST 12 MOS

| | Freq | Pct |
|--|-------|-------|
| 1 = Yes..... | 40 | 0.07 |
| 2 = No..... | 30 | 0.05 |
| 85 = BAD DATA LOGICALLY ASSIGNED..... | 1 | 0.00 |
| 91 = NEVER USED COCAINE..... | 51222 | 88.26 |
| 93 = DID NOT USE COCAINE IN THE PAST 12 MOS..... | 5658 | 9.75 |
| 94 = DON'T KNOW..... | 1 | 0.00 |
| 97 = REFUSED..... | 4 | 0.01 |
| 98 = BLANK (NO ANSWER)..... | 76 | 0.13 |
| 99 = LEGITIMATE SKIP..... | 1002 | 1.73 |

Think about your use of heroin during the past 12 months as you answer these next questions.

During the past 12 months, did you spend a great deal of your time using heroin, feeling its effects, or getting over the effects of heroin?

(DPHEFEEL)

UDHETIMEUSE Len : 2 SPENT GREAT DEAL OF TIME USING/FEEL EFF OF HEROIN PST 12 MOS

| | Freq | Pct |
|---|-------|-------|
| 1 = Yes..... | 119 | 0.21 |
| 2 = No..... | 93 | 0.16 |
| 91 = NEVER USED HEROIN..... | 56882 | 98.01 |
| 93 = DID NOT USE HEROIN IN THE PAST 12 MOS..... | 901 | 1.55 |
| 94 = DON'T KNOW..... | 2 | 0.00 |
| 97 = REFUSED..... | 1 | 0.00 |
| 98 = BLANK (NO ANSWER)..... | 36 | 0.06 |

SUBSTANCE USE DISORDER

During the past 12 months, did you spend a great deal of your time getting or trying to get heroin?

(DPHEGET)

UDHETIMEGET Len : 2 SPENT GREAT DEAL TIME TRY TO GET/GETTING HEROIN PST 12 MOS

| | Freq | Pct |
|---|-------|-------|
| 1 = Yes..... | 6 | 0.01 |
| 2 = No..... | 87 | 0.15 |
| 91 = NEVER USED HEROIN..... | 56882 | 98.01 |
| 93 = DID NOT USE HEROIN IN THE PAST 12 MOS..... | 901 | 1.55 |
| 94 = DON'T KNOW..... | 2 | 0.00 |
| 97 = REFUSED..... | 1 | 0.00 |
| 98 = BLANK (NO ANSWER)..... | 36 | 0.06 |
| 99 = LEGITIMATE SKIP..... | 119 | 0.21 |

During the past 12 months, were there many times when you ended up using heroin in larger amounts or for a longer time than you meant to?

(DPHELGR)

UDHELRGAMTS Len : 2 USED HER LARGER AMTS OR LONGER TIME THAN MEANT TO PST 12 MOS

| | Freq | Pct |
|---|-------|-------|
| 1 = Yes..... | 125 | 0.22 |
| 2 = No..... | 88 | 0.15 |
| 91 = NEVER USED HEROIN..... | 56882 | 98.01 |
| 93 = DID NOT USE HEROIN IN THE PAST 12 MOS..... | 901 | 1.55 |
| 94 = DON'T KNOW..... | 1 | 0.00 |
| 97 = REFUSED..... | 1 | 0.00 |
| 98 = BLANK (NO ANSWER)..... | 36 | 0.06 |

During the past 12 months, were there times when you wanted to use heroin so badly that you couldn't think of anything else?

(DPHEBDLY)

UDHEWANTBAD Len : 2 WANTED TO USE HEROIN SO BADLY IN PAST 12 MOS

| | Freq | Pct |
|---|-------|-------|
| 1 = Yes..... | 125 | 0.22 |
| 2 = No..... | 88 | 0.15 |
| 91 = NEVER USED HEROIN..... | 56882 | 98.01 |
| 93 = DID NOT USE HEROIN IN THE PAST 12 MOS..... | 901 | 1.55 |
| 94 = DON'T KNOW..... | 1 | 0.00 |
| 97 = REFUSED..... | 1 | 0.00 |
| 98 = BLANK (NO ANSWER)..... | 36 | 0.06 |

During the past 12 months, were there times when you had a strong urge to use heroin?

(DPHEURGE)

UDHESTRURGE Len : 2 STRONG URGE TO USE HEROIN IN PAST 12 MOS

| | Freq | Pct |
|---|-------|-------|
| 1 = Yes..... | 21 | 0.04 |
| 2 = No..... | 68 | 0.12 |
| 91 = NEVER USED HEROIN..... | 56882 | 98.01 |
| 93 = DID NOT USE HEROIN IN THE PAST 12 MOS..... | 901 | 1.55 |
| 97 = REFUSED..... | 1 | 0.00 |
| 98 = BLANK (NO ANSWER)..... | 36 | 0.06 |
| 99 = LEGITIMATE SKIP..... | 125 | 0.22 |

Do you need to use a lot more heroin than you used to in order to get the feeling you want?

(DPHEMORE)

UDHENEEDMOR Len : 2 NEEDED A LOT MORE HEROIN TO GET FEELING YOU WANT

| | Freq | Pct |
|---|-------|-------|
| 1 = Yes..... | 105 | 0.18 |
| 2 = No..... | 108 | 0.19 |
| 91 = NEVER USED HEROIN..... | 56882 | 98.01 |
| 93 = DID NOT USE HEROIN IN THE PAST 12 MOS..... | 901 | 1.55 |
| 94 = DON'T KNOW..... | 1 | 0.00 |
| 97 = REFUSED..... | 1 | 0.00 |
| 98 = BLANK (NO ANSWER)..... | 36 | 0.06 |

SUBSTANCE USE DISORDER

Does using the same amount of heroin have much less effect on you than it used to?

(DPHELESS)

UDHELESSEFF Len : 2 SAME AMT HEROIN HAS LESS EFFECT THAN IT USED TO

| | Freq | Pct |
|---|-------|-------|
| 1 = Yes..... | 13 | 0.02 |
| 2 = No..... | 95 | 0.16 |
| 91 = NEVER USED HEROIN..... | 56882 | 98.01 |
| 93 = DID NOT USE HEROIN IN THE PAST 12 MOS..... | 901 | 1.55 |
| 97 = REFUSED..... | 1 | 0.00 |
| 98 = BLANK (NO ANSWER)..... | 37 | 0.06 |
| 99 = LEGITIMATE SKIP..... | 105 | 0.18 |

During the past 12 months, did you try to cut down or try to stop using heroin?

(DPHESTOP)

UDHETRYSTOP Len : 2 TRY TO CUT DOWN/STOP HEROIN USE IN PAST 12 MOS

| | Freq | Pct |
|---|-------|-------|
| 1 = Yes..... | 154 | 0.27 |
| 2 = No..... | 58 | 0.10 |
| 91 = NEVER USED HEROIN..... | 56882 | 98.01 |
| 93 = DID NOT USE HEROIN IN THE PAST 12 MOS..... | 901 | 1.55 |
| 97 = REFUSED..... | 2 | 0.00 |
| 98 = BLANK (NO ANSWER)..... | 37 | 0.06 |

Some people who use heroin try to cut down or stop but find they can't. Was there more than one time in the past 12 months when you tried but were unable to cut down or stop using heroin?

(DPHECANT)

UDHENOTSTOP Len : 2 UNABLE TO CUT/STOP HEROIN USE MORE THAN ONE TIME PAST 12 MOS

| | Freq | Pct |
|---|-------|-------|
| 1 = Yes..... | 111 | 0.19 |
| 2 = No..... | 43 | 0.07 |
| 91 = NEVER USED HEROIN..... | 56882 | 98.01 |
| 93 = DID NOT USE HEROIN IN THE PAST 12 MOS..... | 901 | 1.55 |
| 97 = REFUSED..... | 2 | 0.00 |
| 98 = BLANK (NO ANSWER)..... | 37 | 0.06 |
| 99 = LEGITIMATE SKIP..... | 58 | 0.10 |

In the past 12 months, did you often wish that you could cut down or stop using heroin?

(DPHEWISH)

UDHEWSHSTOP Len : 2 OFTEN WISH CUT DOWN OR STOP HEROIN USE PAST 12 MOS

| | Freq | Pct |
|---|-------|-------|
| 1 = Yes..... | 9 | 0.02 |
| 2 = No..... | 49 | 0.08 |
| 91 = NEVER USED HEROIN..... | 56882 | 98.01 |
| 93 = DID NOT USE HEROIN IN THE PAST 12 MOS..... | 901 | 1.55 |
| 97 = REFUSED..... | 2 | 0.00 |
| 98 = BLANK (NO ANSWER)..... | 37 | 0.06 |
| 99 = LEGITIMATE SKIP..... | 154 | 0.27 |

During the past 12 months, did you have any long-lasting or repeated physical health problems that were caused or made worse by using heroin?

(DPHEPHYS)

UDHEHLTHPRB Len : 2 ANY LONG-LASTING PHYS PRBS CAUSED/WORSND BY HEROIN PST 12MOS

| | Freq | Pct |
|---|-------|-------|
| 1 = Yes..... | 82 | 0.14 |
| 2 = No..... | 130 | 0.22 |
| 91 = NEVER USED HEROIN..... | 56882 | 98.01 |
| 93 = DID NOT USE HEROIN IN THE PAST 12 MOS..... | 901 | 1.55 |
| 94 = DON'T KNOW..... | 1 | 0.00 |
| 97 = REFUSED..... | 1 | 0.00 |
| 98 = BLANK (NO ANSWER)..... | 37 | 0.06 |

SUBSTANCE USE DISORDER

Did you continue to use heroin even though it was causing long-lasting or repeated physical health problems or making your physical health problems worse?

(DPHEPCNT)

UDHEHLTHCTD Len : 2 CONTD TO USE HEROIN DESPITE HEROIN CAUSE/WORSEN PHYS PRBS

| | Freq | Pct |
|---|-------|-------|
| 1 = Yes..... | 74 | 0.13 |
| 2 = No..... | 8 | 0.01 |
| 91 = NEVER USED HEROIN..... | 56882 | 98.01 |
| 93 = DID NOT USE HEROIN IN THE PAST 12 MOS..... | 901 | 1.55 |
| 97 = REFUSED | 1 | 0.00 |
| 98 = BLANK (NO ANSWER) | 38 | 0.07 |
| 99 = LEGITIMATE SKIP..... | 130 | 0.22 |

During the past 12 months, did you have any long-lasting or repeated problems with emotions or mental health that were caused or made worse by using heroin?

(DPHEMNTL)

UDHEMNTLPRB Len : 2 ANY EMOT/MNTL HLTH PRBS CAUSED/WORSND BY HEROIN PAST 12 MOS

| | Freq | Pct |
|---|-------|-------|
| 1 = Yes..... | 40 | 0.07 |
| 2 = No..... | 99 | 0.17 |
| 91 = NEVER USED HEROIN..... | 56882 | 98.01 |
| 93 = DID NOT USE HEROIN IN THE PAST 12 MOS..... | 901 | 1.55 |
| 97 = REFUSED | 1 | 0.00 |
| 98 = BLANK (NO ANSWER) | 37 | 0.06 |
| 99 = LEGITIMATE SKIP..... | 74 | 0.13 |

Did you continue to use heroin even though it was causing long-lasting or repeated problems with your emotions or mental health or making your emotions or mental health worse?

(DPHEMCNT)

UDHEMNTLCTD Len : 2 CONTD HEROIN USE DESPITE HEROIN CSE/WRSN EMOT/MNTL HLTH PRBS

| | Freq | Pct |
|---|-------|-------|
| 1 = Yes..... | 26 | 0.04 |
| 2 = No..... | 14 | 0.02 |
| 91 = NEVER USED HEROIN..... | 56882 | 98.01 |
| 93 = DID NOT USE HEROIN IN THE PAST 12 MOS..... | 901 | 1.55 |
| 97 = REFUSED | 1 | 0.00 |
| 98 = BLANK (NO ANSWER) | 37 | 0.06 |
| 99 = LEGITIMATE SKIP..... | 173 | 0.30 |

This question is about important activities such as:

- Spending time with friends and family
- Attending special events at work or school
- Participating in hobbies and sports
- Attending religious services and events

During the past 12 months, did you give up or spend a lot less time doing any of these types of important activities because of your use of heroin?

(DPHEACTV)

UDHESTOPACT Len : 2 LESS ACTIVITIES B/C OF HEROIN USE PAST 12 MOS

| | Freq | Pct |
|---|-------|-------|
| 1 = Yes..... | 124 | 0.21 |
| 2 = No..... | 87 | 0.15 |
| 91 = NEVER USED HEROIN..... | 56882 | 98.01 |
| 93 = DID NOT USE HEROIN IN THE PAST 12 MOS..... | 901 | 1.55 |
| 94 = DON'T KNOW..... | 2 | 0.00 |
| 97 = REFUSED | 1 | 0.00 |
| 98 = BLANK (NO ANSWER) | 37 | 0.06 |

SUBSTANCE USE DISORDER

Sometimes people who use heroin have serious problems at work, school, or home—such as:

- missing a lot of work or school
- getting demoted, having your hours cut, or losing a job
- not being able to get a job or keep a job
- getting suspended, expelled, or dropping out of school
- failing to take care of family

During the past 12 months, did you have any serious problems like these at work, school, or home because of your use of heroin?

(DPHESERI)

UDHEWORKPRB Len : 2 HEROIN CAUSE SERIOUS PRBS AT HOME/WORK/SCH PST 12 MOS

| | Freq | Pct |
|---|-------------|------------|
| 1 = Yes..... | 114 | 0.20 |
| 2 = No..... | 99 | 0.17 |
| 91 = NEVER USED HEROIN..... | 56882 | 98.01 |
| 93 = DID NOT USE HEROIN IN THE PAST 12 MOS..... | 901 | 1.55 |
| 97 = REFUSED..... | 1 | 0.00 |
| 98 = BLANK (NO ANSWER)..... | 37 | 0.06 |

During the past 12 months, did you often have arguments or other problems with family or friends that were caused or made worse by your use of heroin?

(DPHEARGU)

UDHEFMLYPRB Len : 2 HEROIN CAUSE ARGUMENTS/PROBS W/FAMILY/FRIENDS PST 12 MOS

| | Freq | Pct |
|---|-------------|------------|
| 1 = Yes..... | 118 | 0.20 |
| 2 = No..... | 95 | 0.16 |
| 91 = NEVER USED HEROIN..... | 56882 | 98.01 |
| 93 = DID NOT USE HEROIN IN THE PAST 12 MOS..... | 901 | 1.55 |
| 97 = REFUSED..... | 1 | 0.00 |
| 98 = BLANK (NO ANSWER)..... | 37 | 0.06 |

Did you continue to use heroin even though it often caused arguments or problems with family or friends?

(DPHEACNT)

UDHEFMLYCTD Len : 2 CONTD HEROIN DESPITE HEROIN CAUSE ARGUMENTS W/FAM/FRNDS

| | Freq | Pct |
|---|-------------|------------|
| 1 = Yes..... | 106 | 0.18 |
| 2 = No..... | 12 | 0.02 |
| 91 = NEVER USED HEROIN..... | 56882 | 98.01 |
| 93 = DID NOT USE HEROIN IN THE PAST 12 MOS..... | 901 | 1.55 |
| 97 = REFUSED..... | 1 | 0.00 |
| 98 = BLANK (NO ANSWER)..... | 37 | 0.06 |
| 99 = LEGITIMATE SKIP..... | 95 | 0.16 |

During the past 12 months, did you repeatedly get into situations where using heroin increased your chances of getting physically hurt?

(DPHEHURT)

UDHEGETHURT Len : 2 HEROIN INCREASED CHANCE GETTING HURT PST 12 MOS

| | Freq | Pct |
|---|-------------|------------|
| 1 = Yes..... | 85 | 0.15 |
| 2 = No..... | 128 | 0.22 |
| 91 = NEVER USED HEROIN..... | 56882 | 98.01 |
| 93 = DID NOT USE HEROIN IN THE PAST 12 MOS..... | 901 | 1.55 |
| 97 = REFUSED..... | 1 | 0.00 |
| 98 = BLANK (NO ANSWER)..... | 37 | 0.06 |

SUBSTANCE USE DISORDER

People may experience withdrawal symptoms when they use less or stop using heroin.

During the past 12 months, did you have the following withdrawal symptoms after you used less or stopped using heroin for a while?

Feeling kind of blue or down

(DPHEWD_1)

UDHEWDFLBU Len : 2 FEELING BLUE/DOWN - HEROIN WITHDRAWAL SYMPTOM PST 12 MOS

| | Freq | Pct |
|---|-------|-------|
| 1 = Yes..... | 138 | 0.24 |
| 2 = No..... | 74 | 0.13 |
| 91 = NEVER USED HEROIN..... | 56882 | 98.01 |
| 93 = DID NOT USE HEROIN IN THE PAST 12 MOS..... | 901 | 1.55 |
| 94 = DON'T KNOW..... | 1 | 0.00 |
| 97 = REFUSED..... | 1 | 0.00 |
| 98 = BLANK (NO ANSWER)..... | 37 | 0.06 |

Vomiting or feeling nauseous

(DPHEWD_2)

UDHEWDVOMIT Len : 2 VOMITING/NAUSEOUS - HEROIN WITHDRAWAL SYMPTOM PST 12 MOS

| | Freq | Pct |
|---|-------|-------|
| 1 = Yes..... | 123 | 0.21 |
| 2 = No..... | 89 | 0.15 |
| 91 = NEVER USED HEROIN..... | 56882 | 98.01 |
| 93 = DID NOT USE HEROIN IN THE PAST 12 MOS..... | 901 | 1.55 |
| 94 = DON'T KNOW..... | 1 | 0.00 |
| 97 = REFUSED..... | 1 | 0.00 |
| 98 = BLANK (NO ANSWER)..... | 37 | 0.06 |

Having cramps or muscle aches

(DPHEWD_3)

UDHEWDCRAMP Len : 2 HAVING MUSCLE CRAMPS/ACHES-HER WITHDRAWAL SYMPTOM PST 12 MOS

| | Freq | Pct |
|---|-------|-------|
| 1 = Yes..... | 142 | 0.24 |
| 2 = No..... | 70 | 0.12 |
| 91 = NEVER USED HEROIN..... | 56882 | 98.01 |
| 93 = DID NOT USE HEROIN IN THE PAST 12 MOS..... | 901 | 1.55 |
| 94 = DON'T KNOW..... | 1 | 0.00 |
| 97 = REFUSED..... | 1 | 0.00 |
| 98 = BLANK (NO ANSWER)..... | 37 | 0.06 |

Having teary eyes or a runny nose

(DPHEWD_4)

UDHEWDRUNNY Len : 2 TEARY EYES/RUNNY NOSE - HER WITHDRAWAL SYMPTOM PST 12 MOS

| | Freq | Pct |
|---|-------|-------|
| 1 = Yes..... | 144 | 0.25 |
| 2 = No..... | 68 | 0.12 |
| 91 = NEVER USED HEROIN..... | 56882 | 98.01 |
| 93 = DID NOT USE HEROIN IN THE PAST 12 MOS..... | 901 | 1.55 |
| 94 = DON'T KNOW..... | 1 | 0.00 |
| 97 = REFUSED..... | 1 | 0.00 |
| 98 = BLANK (NO ANSWER)..... | 37 | 0.06 |

Feeling sweaty, having enlarged eye pupils, or having body hair standing up on your skin

(DPHEWD_5)

UDHEWDSWEAT Len : 2 SWEATY/LRG PUPILS/HAIR STNDING UP-HER W/DRWAL SYM PST 12 MOS

| | Freq | Pct |
|---|-------|-------|
| 1 = Yes..... | 140 | 0.24 |
| 2 = No..... | 72 | 0.12 |
| 91 = NEVER USED HEROIN..... | 56882 | 98.01 |
| 93 = DID NOT USE HEROIN IN THE PAST 12 MOS..... | 901 | 1.55 |
| 94 = DON'T KNOW..... | 1 | 0.00 |
| 97 = REFUSED..... | 1 | 0.00 |
| 98 = BLANK (NO ANSWER)..... | 37 | 0.06 |

SUBSTANCE USE DISORDER

Having diarrhea

(DPHEWD_6)

UDHEWDDIARR

Len : 2 HAVING DIARRHEA - HEROIN WITHDRAWAL SYMPTOM PST 12 MOS

| | Freq | Pct |
|---|-------|-------|
| 1 = Yes..... | 127 | 0.22 |
| 2 = No..... | 85 | 0.15 |
| 91 = NEVER USED HEROIN..... | 56882 | 98.01 |
| 93 = DID NOT USE HEROIN IN THE PAST 12 MOS..... | 901 | 1.55 |
| 94 = DON'T KNOW..... | 1 | 0.00 |
| 97 = REFUSED..... | 1 | 0.00 |
| 98 = BLANK (NO ANSWER)..... | 37 | 0.06 |

Yawning

(DPHEWD_7)

UDHEWDYAWNS

Len : 2 YAWNING - HEROIN WITHDRAWAL SYMPTOM PST 12 MOS

| | Freq | Pct |
|---|-------|-------|
| 1 = Yes..... | 138 | 0.24 |
| 2 = No..... | 74 | 0.13 |
| 91 = NEVER USED HEROIN..... | 56882 | 98.01 |
| 93 = DID NOT USE HEROIN IN THE PAST 12 MOS..... | 901 | 1.55 |
| 94 = DON'T KNOW..... | 1 | 0.00 |
| 97 = REFUSED..... | 1 | 0.00 |
| 98 = BLANK (NO ANSWER)..... | 37 | 0.06 |

Having a fever

(DPHEWD_8)

UDHEWDFEVER

Len : 2 HAVING FEVER - HEROIN WITHDRAWAL SYMPTOM PST 12 MOS

| | Freq | Pct |
|---|-------|-------|
| 1 = Yes..... | 99 | 0.17 |
| 2 = No..... | 112 | 0.19 |
| 91 = NEVER USED HEROIN..... | 56882 | 98.01 |
| 93 = DID NOT USE HEROIN IN THE PAST 12 MOS..... | 901 | 1.55 |
| 94 = DON'T KNOW..... | 2 | 0.00 |
| 97 = REFUSED..... | 1 | 0.00 |
| 98 = BLANK (NO ANSWER)..... | 37 | 0.06 |

Having trouble sleeping

(DPHEWD_9)

UDHEWDSLEEP

Len : 2 HAVING TRBL SLEEPING - HEROIN WITHDRAWAL SYMPTOM PST 12 MOS

| | Freq | Pct |
|---|-------|-------|
| 1 = Yes..... | 144 | 0.25 |
| 2 = No..... | 68 | 0.12 |
| 91 = NEVER USED HEROIN..... | 56882 | 98.01 |
| 93 = DID NOT USE HEROIN IN THE PAST 12 MOS..... | 901 | 1.55 |
| 94 = DON'T KNOW..... | 1 | 0.00 |
| 97 = REFUSED..... | 1 | 0.00 |
| 98 = BLANK (NO ANSWER)..... | 37 | 0.06 |

During the past 12 months, did you use heroin or another drug to get over or avoid having heroin withdrawal symptoms?

(DPHEOVER)

UDHEAVOIDWD

Len : 2 USE HEROIN TO GET OVER/AVOID HEROIN WITHDRAWAL IN PST 12 MOS

| | Freq | Pct |
|---|-------|-------|
| 1 = Yes..... | 119 | 0.21 |
| 2 = No..... | 94 | 0.16 |
| 91 = NEVER USED HEROIN..... | 56882 | 98.01 |
| 93 = DID NOT USE HEROIN IN THE PAST 12 MOS..... | 901 | 1.55 |
| 97 = REFUSED..... | 1 | 0.00 |
| 98 = BLANK (NO ANSWER)..... | 37 | 0.06 |

SUBSTANCE USE DISORDER

Which of the following did you use to get over or avoid having heroin withdrawal symptoms during the past 12 months?

Heroin

(DPHEUSE_1)

UDHEAVWHERN Len : 2 USED HEROIN TO GET OVER/AVOID HER WITHDRAWAL IN PST 12 MOS

| | Freq | Pct |
|---|-------|-------|
| 1 = Yes..... | 101 | 0.17 |
| 2 = No..... | 16 | 0.03 |
| 91 = NEVER USED HEROIN..... | 56882 | 98.01 |
| 93 = DID NOT USE HEROIN IN THE PAST 12 MOS..... | 901 | 1.55 |
| 94 = DON'T KNOW..... | 1 | 0.00 |
| 97 = REFUSED..... | 2 | 0.00 |
| 98 = BLANK (NO ANSWER)..... | 37 | 0.06 |
| 99 = LEGITIMATE SKIP..... | 94 | 0.16 |

Prescription pain relievers

(DPHEUSE_2)

UDHEAVWPNRL Len : 2 USED PN RLVR TO GET OVER/AVOID HER WITHDRAWAL IN PST 12 MOS

| | Freq | Pct |
|---|-------|-------|
| 1 = Yes..... | 62 | 0.11 |
| 2 = No..... | 36 | 0.06 |
| 3 = Yes LOGICALLY ASSIGNED..... | 19 | 0.03 |
| 91 = NEVER USED HEROIN..... | 56882 | 98.01 |
| 93 = DID NOT USE HEROIN IN THE PAST 12 MOS..... | 901 | 1.55 |
| 94 = DON'T KNOW..... | 1 | 0.00 |
| 97 = REFUSED..... | 2 | 0.00 |
| 98 = BLANK (NO ANSWER)..... | 37 | 0.06 |
| 99 = LEGITIMATE SKIP..... | 94 | 0.16 |

Something else

(DPHEUSE_3)

UDHEAVWOTHR Len : 2 USED SOMETHING ELSE TO GET OVR/AVD HER WITHDRAWAL PST 12 MOS

| | Freq | Pct |
|---|-------|-------|
| 1 = Yes..... | 72 | 0.12 |
| 2 = No..... | 45 | 0.08 |
| 91 = NEVER USED HEROIN..... | 56882 | 98.01 |
| 93 = DID NOT USE HEROIN IN THE PAST 12 MOS..... | 901 | 1.55 |
| 94 = DON'T KNOW..... | 1 | 0.00 |
| 97 = REFUSED..... | 2 | 0.00 |
| 98 = BLANK (NO ANSWER)..... | 37 | 0.06 |
| 99 = LEGITIMATE SKIP..... | 94 | 0.16 |

Think about your use of hallucinogens, such as LSD, 'acid,' PCP, 'Ecstasy' or 'Molly,' psilocybin or mushrooms, mescaline, or peyote, during the past 12 months as you answer these next questions.

During the past 12 months, did you spend a great deal of your time using hallucinogens, feeling their effects, or getting over the effects of hallucinogens?

(DPHAFEEL)

UDHATIMEUSE Len : 2 SPENT GREAT DEAL OF TIME USING/FEEL EFF OF HAL PST 12 MOS

| | Freq | Pct |
|--|-------|-------|
| 1 = Yes..... | 87 | 0.15 |
| 2 = No..... | 1863 | 3.21 |
| 91 = NEVER USED HALLUCINOGENS..... | 48915 | 84.29 |
| 93 = DID NOT USE HALLUCINOGENS IN THE PAST 12 MOS..... | 6886 | 11.87 |
| 94 = DON'T KNOW..... | 2 | 0.00 |
| 97 = REFUSED..... | 4 | 0.01 |
| 98 = BLANK (NO ANSWER)..... | 277 | 0.48 |

SUBSTANCE USE DISORDER

During the past 12 months, did you spend a great deal of your time getting or trying to get hallucinogens?

(DPHAGET)

UDHATIMEGET Len : 2 SPENT GREAT DEAL TIME TRY TO GET/GETTING HAL IN PST 12 MOS

| | Freq | Pct |
|--|-------------|------------|
| 1 = Yes..... | 15 | 0.03 |
| 2 = No..... | 1849 | 3.19 |
| 91 = NEVER USED HALLUCINOGENS | 48915 | 84.29 |
| 93 = DID NOT USE HALLUCINOGENS IN THE PAST 12 MOS..... | 6886 | 11.87 |
| 94 = DON'T KNOW..... | 2 | 0.00 |
| 97 = REFUSED | 3 | 0.01 |
| 98 = BLANK (NO ANSWER) | 277 | 0.48 |
| 99 = LEGITIMATE SKIP..... | 87 | 0.15 |

During the past 12 months, were there many times when you ended up using hallucinogens in larger amounts or for a longer time than you meant to?

(DPHALRGR)

UDHALRGAMTS Len : 2 USED HAL LARGER AMTS OR LONGER TIME THAN MEANT TO PST 12 MOS

| | Freq | Pct |
|--|-------------|------------|
| 1 = Yes..... | 83 | 0.14 |
| 2 = No..... | 1868 | 3.22 |
| 91 = NEVER USED HALLUCINOGENS | 48915 | 84.29 |
| 93 = DID NOT USE HALLUCINOGENS IN THE PAST 12 MOS..... | 6886 | 11.87 |
| 94 = DON'T KNOW..... | 1 | 0.00 |
| 97 = REFUSED | 4 | 0.01 |
| 98 = BLANK (NO ANSWER) | 277 | 0.48 |

During the past 12 months, were there times when you wanted to use hallucinogens so badly that you couldn't think of anything else?

(DPHABDLY)

UDHAWANTBAD Len : 2 WANTED TO USE HALLUC SO BADLY IN PAST 12 MOS

| | Freq | Pct |
|--|-------------|------------|
| 1 = Yes..... | 47 | 0.08 |
| 2 = No..... | 1903 | 3.28 |
| 91 = NEVER USED HALLUCINOGENS | 48915 | 84.29 |
| 93 = DID NOT USE HALLUCINOGENS IN THE PAST 12 MOS..... | 6886 | 11.87 |
| 94 = DON'T KNOW..... | 2 | 0.00 |
| 97 = REFUSED | 4 | 0.01 |
| 98 = BLANK (NO ANSWER) | 277 | 0.48 |

During the past 12 months, were there times when you had a strong urge to use hallucinogens?

(DPHAURGE)

UDHASTRURGE Len : 2 STRONG URGE TO USE HALLUC IN PAST 12 MOS

| | Freq | Pct |
|--|-------------|------------|
| 1 = Yes..... | 173 | 0.30 |
| 2 = No..... | 1731 | 2.98 |
| 91 = NEVER USED HALLUCINOGENS | 48915 | 84.29 |
| 93 = DID NOT USE HALLUCINOGENS IN THE PAST 12 MOS..... | 6886 | 11.87 |
| 94 = DON'T KNOW..... | 1 | 0.00 |
| 97 = REFUSED | 4 | 0.01 |
| 98 = BLANK (NO ANSWER) | 277 | 0.48 |
| 99 = LEGITIMATE SKIP..... | 47 | 0.08 |

Do you need to use a lot more hallucinogens than you used to in order to get the feeling you want?

(DPHAMORE)

UDHANEEDMOR Len : 2 NEEDED A LOT MORE HALLUC TO GET FEELING YOU WANT

| | Freq | Pct |
|--|-------------|------------|
| 1 = Yes..... | 49 | 0.08 |
| 2 = No..... | 1899 | 3.27 |
| 91 = NEVER USED HALLUCINOGENS | 48915 | 84.29 |
| 93 = DID NOT USE HALLUCINOGENS IN THE PAST 12 MOS..... | 6886 | 11.87 |
| 94 = DON'T KNOW..... | 2 | 0.00 |
| 97 = REFUSED | 6 | 0.01 |
| 98 = BLANK (NO ANSWER) | 277 | 0.48 |

SUBSTANCE USE DISORDER

Does using the same amount of hallucinogens have much less effect on you than it used to?

(DPHALESS)

UDHALESSEFF Len : 2 SAME AMT HALLUC HAS LESS EFFECT THAN IT USED TO

| | Freq | Pct |
|--|-------|-------|
| 1 = Yes..... | 59 | 0.10 |
| 2 = No..... | 1838 | 3.17 |
| 91 = NEVER USED HALLUCINOGENS | 48915 | 84.29 |
| 93 = DID NOT USE HALLUCINOGENS IN THE PAST 12 MOS..... | 6886 | 11.87 |
| 94 = DON'T KNOW..... | 5 | 0.01 |
| 97 = REFUSED | 5 | 0.01 |
| 98 = BLANK (NO ANSWER) | 277 | 0.48 |
| 99 = LEGITIMATE SKIP..... | 49 | 0.08 |

During the past 12 months, did you try to cut down or try to stop using hallucinogens?

(DPHASTOP)

UDHATRYSTOP Len : 2 TRY TO CUT DOWN/STOP HALLUC USE IN PAST 12 MOS

| | Freq | Pct |
|--|-------|-------|
| 1 = Yes..... | 196 | 0.34 |
| 2 = No..... | 1751 | 3.02 |
| 91 = NEVER USED HALLUCINOGENS | 48915 | 84.29 |
| 93 = DID NOT USE HALLUCINOGENS IN THE PAST 12 MOS..... | 6886 | 11.87 |
| 94 = DON'T KNOW..... | 4 | 0.01 |
| 97 = REFUSED | 5 | 0.01 |
| 98 = BLANK (NO ANSWER) | 277 | 0.48 |

Some people who use hallucinogens try to cut down or stop but find they can't. Was there more than one time in the past 12 months when you tried but were unable to cut down or stop using hallucinogens?

(DPHACANT)

UDHANOTSTOP Len : 2 UNABLE TO CUT/STOP HALLUC MORE THAN ONE TIME PAST 12 MOS

| | Freq | Pct |
|--|-------|-------|
| 1 = Yes..... | 30 | 0.05 |
| 2 = No..... | 166 | 0.29 |
| 91 = NEVER USED HALLUCINOGENS | 48915 | 84.29 |
| 93 = DID NOT USE HALLUCINOGENS IN THE PAST 12 MOS..... | 6886 | 11.87 |
| 97 = REFUSED | 5 | 0.01 |
| 98 = BLANK (NO ANSWER) | 281 | 0.48 |
| 99 = LEGITIMATE SKIP..... | 1751 | 3.02 |

In the past 12 months, did you often wish that you could cut down or stop using hallucinogens?

(DPHAWISH)

UDHAWSHSTOP Len : 2 OFTEN WISH CUT DOWN OR STOP HALLUC PAST 12 MOS

| | Freq | Pct |
|--|-------|-------|
| 1 = Yes..... | 12 | 0.02 |
| 2 = No..... | 1740 | 3.00 |
| 91 = NEVER USED HALLUCINOGENS | 48915 | 84.29 |
| 93 = DID NOT USE HALLUCINOGENS IN THE PAST 12 MOS..... | 6886 | 11.87 |
| 94 = DON'T KNOW..... | 3 | 0.01 |
| 97 = REFUSED | 5 | 0.01 |
| 98 = BLANK (NO ANSWER) | 277 | 0.48 |
| 99 = LEGITIMATE SKIP..... | 196 | 0.34 |

During the past 12 months, did you have any long-lasting or repeated physical health problems that were caused or made worse by using hallucinogens?

(DPHAPHYS)

UDHAHLTHPRB Len : 2 ANY LONG-LASTING PHYS PRBS CAUSED/WORSND BY HAL PST 12 MOS

| | Freq | Pct |
|--|-------|-------|
| 1 = Yes..... | 30 | 0.05 |
| 2 = No..... | 1919 | 3.31 |
| 91 = NEVER USED HALLUCINOGENS | 48915 | 84.29 |
| 93 = DID NOT USE HALLUCINOGENS IN THE PAST 12 MOS..... | 6886 | 11.87 |
| 94 = DON'T KNOW..... | 3 | 0.01 |
| 97 = REFUSED | 4 | 0.01 |
| 98 = BLANK (NO ANSWER) | 277 | 0.48 |

SUBSTANCE USE DISORDER

Did you continue to use hallucinogens even though they were causing long-lasting or repeated physical health problems or making your physical health problems worse?

(DPHAPCNT)

UDHAHLTHCTD Len : 2 CONTD TO USE HALLUC DESPITE HALLUC CAUSE/WORSEN PHYS PRBS

| | Freq | Pct |
|--|-------|-------|
| 1 = Yes..... | 12 | 0.02 |
| 2 = No..... | 18 | 0.03 |
| 91 = NEVER USED HALLUCINOGENS | 48915 | 84.29 |
| 93 = DID NOT USE HALLUCINOGENS IN THE PAST 12 MOS..... | 6886 | 11.87 |
| 97 = REFUSED | 4 | 0.01 |
| 98 = BLANK (NO ANSWER) | 280 | 0.48 |
| 99 = LEGITIMATE SKIP..... | 1919 | 3.31 |

During the past 12 months, did you have any long-lasting or repeated problems with emotions or mental health that were caused or made worse by using hallucinogens?

(DPHAMNTL)

UDHAMNTLPRB Len : 2 ANY EMOT/MNTL HLTH PRBS CAUSED/WORSND BY HALLUC PAST 12 MOS

| | Freq | Pct |
|--|-------|-------|
| 1 = Yes..... | 53 | 0.09 |
| 2 = No..... | 1884 | 3.25 |
| 91 = NEVER USED HALLUCINOGENS | 48915 | 84.29 |
| 93 = DID NOT USE HALLUCINOGENS IN THE PAST 12 MOS..... | 6886 | 11.87 |
| 94 = DON'T KNOW | 2 | 0.00 |
| 97 = REFUSED | 4 | 0.01 |
| 98 = BLANK (NO ANSWER) | 278 | 0.48 |
| 99 = LEGITIMATE SKIP..... | 12 | 0.02 |

Did you continue to use hallucinogens even though they were causing long-lasting or repeated problems with your emotions or mental health or making your emotions or mental health worse?

(DPHAMCNT)

UDHAMNTLCTD Len : 2 CONTD HALLUC USE DESPITE HAL CSE/WRSN EMOT/MNTL HLTH PRBS

| | Freq | Pct |
|--|-------|-------|
| 1 = Yes..... | 12 | 0.02 |
| 2 = No..... | 41 | 0.07 |
| 91 = NEVER USED HALLUCINOGENS | 48915 | 84.29 |
| 93 = DID NOT USE HALLUCINOGENS IN THE PAST 12 MOS..... | 6886 | 11.87 |
| 97 = REFUSED | 4 | 0.01 |
| 98 = BLANK (NO ANSWER) | 280 | 0.48 |
| 99 = LEGITIMATE SKIP..... | 1896 | 3.27 |

This question is about important activities such as:

- Spending time with friends and family
- Attending special events at work or school
- Participating in hobbies and sports
- Attending religious services and events

During the past 12 months, did you give up or spend a lot less time doing any of these types of important activities because of your use of hallucinogens?

(DPHAACTV)

UDHASTOPACT Len : 2 LESS ACTIVITIES B/C OF HALLUC USE PAST 12 MOS

| | Freq | Pct |
|--|-------|-------|
| 1 = Yes..... | 38 | 0.07 |
| 2 = No..... | 1910 | 3.29 |
| 91 = NEVER USED HALLUCINOGENS | 48915 | 84.29 |
| 93 = DID NOT USE HALLUCINOGENS IN THE PAST 12 MOS..... | 6886 | 11.87 |
| 94 = DON'T KNOW | 2 | 0.00 |
| 97 = REFUSED | 4 | 0.01 |
| 98 = BLANK (NO ANSWER) | 279 | 0.48 |

SUBSTANCE USE DISORDER

Sometimes people who use hallucinogens have serious problems at work, school, or home—such as:

- missing a lot of work or school
- getting demoted, having your hours cut, or losing a job
- not being able to get a job or keep a job
- getting suspended, expelled, or dropping out of school
- failing to take care of family

During the past 12 months, did you have any serious problems like these at work, school, or home because of your use of hallucinogens?

(DPHASERI)

UDHAWORKPRB Len : 2 HALLUC CAUSE SERIOUS PRBS AT HOME/WORK/SCH PST 12 MOS

| | Freq | Pct |
|--|-------------|------------|
| 1 = Yes..... | 32 | 0.06 |
| 2 = No..... | 1917 | 3.30 |
| 91 = NEVER USED HALLUCINOGENS | 48915 | 84.29 |
| 93 = DID NOT USE HALLUCINOGENS IN THE PAST 12 MOS..... | 6886 | 11.87 |
| 94 = DON'T KNOW | 1 | 0.00 |
| 97 = REFUSED | 4 | 0.01 |
| 98 = BLANK (NO ANSWER) | 279 | 0.48 |

During the past 12 months, did you often have arguments or other problems with family or friends that were caused or made worse by your use of hallucinogens?

(DPHAARGU)

UDHAFMLYPRB Len : 2 HALLUC CAUSE ARGUMENTS/PROBS W/FAMILY/FRIENDS PST 12 MOS

| | Freq | Pct |
|--|-------------|------------|
| 1 = Yes..... | 35 | 0.06 |
| 2 = No..... | 1912 | 3.29 |
| 91 = NEVER USED HALLUCINOGENS | 48915 | 84.29 |
| 93 = DID NOT USE HALLUCINOGENS IN THE PAST 12 MOS..... | 6886 | 11.87 |
| 94 = DON'T KNOW | 2 | 0.00 |
| 97 = REFUSED | 5 | 0.01 |
| 98 = BLANK (NO ANSWER) | 279 | 0.48 |

Did you continue to use hallucinogens even though they often caused arguments or problems with family or friends?

(DPHAACNT)

UDHAFMLYCTD Len : 2 CONTD HALLUC USE DESPITE HAL CAUSE ARGUMENTS W/FAM/FRNDS

| | Freq | Pct |
|--|-------------|------------|
| 1 = Yes..... | 20 | 0.03 |
| 2 = No..... | 15 | 0.03 |
| 91 = NEVER USED HALLUCINOGENS | 48915 | 84.29 |
| 93 = DID NOT USE HALLUCINOGENS IN THE PAST 12 MOS..... | 6886 | 11.87 |
| 97 = REFUSED | 5 | 0.01 |
| 98 = BLANK (NO ANSWER) | 281 | 0.48 |
| 99 = LEGITIMATE SKIP..... | 1912 | 3.29 |

During the past 12 months, did you repeatedly get into situations where using hallucinogens increased your chances of getting physically hurt?

(DPHAHURT)

UDHAGETHURT Len : 2 HALLUC USE INCREASED CHANCE GETTING HURT PST 12 MOS

| | Freq | Pct |
|--|-------------|------------|
| 1 = Yes..... | 41 | 0.07 |
| 2 = No..... | 1907 | 3.29 |
| 91 = NEVER USED HALLUCINOGENS | 48915 | 84.29 |
| 93 = DID NOT USE HALLUCINOGENS IN THE PAST 12 MOS..... | 6886 | 11.87 |
| 94 = DON'T KNOW | 2 | 0.00 |
| 97 = REFUSED | 4 | 0.01 |
| 98 = BLANK (NO ANSWER) | 279 | 0.48 |

SUBSTANCE USE DISORDER

Think about your use of inhalants, such as amyl nitrite, 'poppers,' nitrous oxide, gasoline or lighter fluids, glue, spray paints, or correction fluids, during the past 12 months as you answer these next questions.

During the past 12 months, did you spend a great deal of your time using inhalants, feeling their effects, or getting over the effects of inhalants?

(DPINFEEL)

UDINTIMEUSE

Len : 2 SPENT GREAT DEAL OF TIME USING/FEEL EFF OF INH PST 12 MOS

| | Freq | Pct |
|--|-------------|------------|
| 1 = Yes..... | 38 | 0.07 |
| 2 = No..... | 621 | 1.07 |
| 91 = NEVER USED INHALANTS..... | 52267 | 90.06 |
| 93 = DID NOT USE INHALANTS IN THE PAST 12 MOS..... | 4876 | 8.40 |
| 94 = DON'T KNOW..... | 2 | 0.00 |
| 97 = REFUSED..... | 2 | 0.00 |
| 98 = BLANK (NO ANSWER)..... | 228 | 0.39 |

During the past 12 months, did you spend a great deal of your time getting or trying to get inhalants?

(DPINGET)

UDINTIMEGET

Len : 2 SPENT GREAT DEAL TIME TRY TO GET/GETTING INH IN PST 12 MOS

| | Freq | Pct |
|--|-------------|------------|
| 1 = Yes..... | 3 | 0.01 |
| 2 = No..... | 619 | 1.07 |
| 91 = NEVER USED INHALANTS..... | 52267 | 90.06 |
| 93 = DID NOT USE INHALANTS IN THE PAST 12 MOS..... | 4876 | 8.40 |
| 94 = DON'T KNOW..... | 2 | 0.00 |
| 97 = REFUSED..... | 1 | 0.00 |
| 98 = BLANK (NO ANSWER)..... | 228 | 0.39 |
| 99 = LEGITIMATE SKIP..... | 38 | 0.07 |

During the past 12 months, were there many times when you ended up using inhalants in larger amounts or for a longer time than you meant to?

(DPINLRGR)

UDINLRGAMTS

Len : 2 USED INH LARGER AMTS OR LONGER TIME THAN MEANT TO PST 12 MOS

| | Freq | Pct |
|--|-------------|------------|
| 1 = Yes..... | 52 | 0.09 |
| 2 = No..... | 608 | 1.05 |
| 91 = NEVER USED INHALANTS..... | 52267 | 90.06 |
| 93 = DID NOT USE INHALANTS IN THE PAST 12 MOS..... | 4876 | 8.40 |
| 94 = DON'T KNOW..... | 2 | 0.00 |
| 97 = REFUSED..... | 1 | 0.00 |
| 98 = BLANK (NO ANSWER)..... | 228 | 0.39 |

During the past 12 months, were there times when you wanted to use inhalants so badly that you couldn't think of anything else?

(DPINBDLY)

UDINWANTBAD

Len : 2 WANTED TO USE INHALANTS SO BADLY IN PAST 12 MOS

| | Freq | Pct |
|--|-------------|------------|
| 1 = Yes..... | 31 | 0.05 |
| 2 = No..... | 629 | 1.08 |
| 91 = NEVER USED INHALANTS..... | 52267 | 90.06 |
| 93 = DID NOT USE INHALANTS IN THE PAST 12 MOS..... | 4876 | 8.40 |
| 94 = DON'T KNOW..... | 2 | 0.00 |
| 97 = REFUSED..... | 1 | 0.00 |
| 98 = BLANK (NO ANSWER)..... | 228 | 0.39 |

During the past 12 months, were there times when you had a strong urge to use inhalants?

(DPINURGE)

UDINSTRURGE

Len : 2 STRONG URGE TO USE INHALANTS IN PAST 12 MOS

| | Freq | Pct |
|--|-------------|------------|
| 1 = Yes..... | 58 | 0.10 |
| 2 = No..... | 571 | 0.98 |
| 91 = NEVER USED INHALANTS..... | 52267 | 90.06 |
| 93 = DID NOT USE INHALANTS IN THE PAST 12 MOS..... | 4876 | 8.40 |
| 94 = DON'T KNOW..... | 2 | 0.00 |
| 97 = REFUSED..... | 1 | 0.00 |
| 98 = BLANK (NO ANSWER)..... | 228 | 0.39 |
| 99 = LEGITIMATE SKIP..... | 31 | 0.05 |

SUBSTANCE USE DISORDER

Do you need to use a lot more inhalants than you used to in order to get the feeling you want?

(DPINMORE)

UDINNEEDMOR Len : 2 NEEDED A LOT MORE INHALANTS TO GET FEELING YOU WANT

| | Freq | Pct |
|---|-------|-------|
| 1 = Yes..... | 42 | 0.07 |
| 2 = No..... | 618 | 1.06 |
| 91 = NEVER USED INHALANTS | 52267 | 90.06 |
| 93 = DID NOT USE INHALANTS IN THE PAST 12 MOS | 4876 | 8.40 |
| 94 = DON'T KNOW | 2 | 0.00 |
| 97 = REFUSED | 1 | 0.00 |
| 98 = BLANK (NO ANSWER) | 228 | 0.39 |

Does using the same amount of inhalants have much less effect on you than it used to?

(DPINLESS)

UDINLESSEFF Len : 2 SAME AMT INHALANTS HAS LESS EFFECT THAN IT USED TO

| | Freq | Pct |
|---|-------|-------|
| 1 = Yes..... | 32 | 0.06 |
| 2 = No..... | 575 | 0.99 |
| 91 = NEVER USED INHALANTS | 52267 | 90.06 |
| 93 = DID NOT USE INHALANTS IN THE PAST 12 MOS | 4876 | 8.40 |
| 94 = DON'T KNOW | 12 | 0.02 |
| 97 = REFUSED | 1 | 0.00 |
| 98 = BLANK (NO ANSWER) | 229 | 0.39 |
| 99 = LEGITIMATE SKIP..... | 42 | 0.07 |

During the past 12 months, did you try to cut down or try to stop using inhalants?

(DPINSTOP)

UDINTRYSTOP Len : 2 TRY TO CUT DOWN/STOP INHALANT USE IN PAST 12 MOS

| | Freq | Pct |
|---|-------|-------|
| 1 = Yes..... | 132 | 0.23 |
| 2 = No..... | 515 | 0.89 |
| 91 = NEVER USED INHALANTS | 52267 | 90.06 |
| 93 = DID NOT USE INHALANTS IN THE PAST 12 MOS | 4876 | 8.40 |
| 94 = DON'T KNOW | 9 | 0.02 |
| 97 = REFUSED | 5 | 0.01 |
| 98 = BLANK (NO ANSWER) | 230 | 0.40 |

Some people who use inhalants try to cut down or stop but find they can't. Was there more than one time in the past 12 months when you tried but were unable to cut down or stop using inhalants?

(DPINCANT)

UDINNOTSTOP Len : 2 UNABLE TO CUT/STOP INH USE MORE THAN ONE TIME PAST 12 MOS

| | Freq | Pct |
|---|-------|-------|
| 1 = Yes..... | 24 | 0.04 |
| 2 = No..... | 108 | 0.19 |
| 91 = NEVER USED INHALANTS | 52267 | 90.06 |
| 93 = DID NOT USE INHALANTS IN THE PAST 12 MOS | 4876 | 8.40 |
| 97 = REFUSED | 5 | 0.01 |
| 98 = BLANK (NO ANSWER) | 239 | 0.41 |
| 99 = LEGITIMATE SKIP..... | 515 | 0.89 |

In the past 12 months, did you often wish that you could cut down or stop using inhalants?

(DPINWISH)

UDINWSHSTOP Len : 2 OFTEN WISH CUT DOWN OR STOP INH USE PAST 12 MOS

| | Freq | Pct |
|---|-------|-------|
| 1 = Yes..... | 17 | 0.03 |
| 2 = No..... | 496 | 0.85 |
| 91 = NEVER USED INHALANTS | 52267 | 90.06 |
| 93 = DID NOT USE INHALANTS IN THE PAST 12 MOS | 4876 | 8.40 |
| 94 = DON'T KNOW | 7 | 0.01 |
| 97 = REFUSED | 9 | 0.02 |
| 98 = BLANK (NO ANSWER) | 230 | 0.40 |
| 99 = LEGITIMATE SKIP..... | 132 | 0.23 |

SUBSTANCE USE DISORDER

During the past 12 months, did you have any long-lasting or repeated physical health problems that were caused or made worse by using inhalants?

(DPINPHYS)

UDINHLTHPRB Len : 2 ANY LONG-LASTING PHYS PRBS CAUSED/WORSND BY INH PST 12 MOS

| | Freq | Pct |
|---|-------|-------|
| 1 = Yes..... | 25 | 0.04 |
| 2 = No..... | 629 | 1.08 |
| 91 = NEVER USED INHALANTS | 52267 | 90.06 |
| 93 = DID NOT USE INHALANTS IN THE PAST 12 MOS | 4876 | 8.40 |
| 94 = DON'T KNOW | 4 | 0.01 |
| 97 = REFUSED | 3 | 0.01 |
| 98 = BLANK (NO ANSWER) | 230 | 0.40 |

Did you continue to use inhalants even though they were causing long-lasting or repeated physical health problems or making your physical health problems worse?

(DPINPCNT)

UDINHLTHCTD Len : 2 CONTD TO USE INHALANTS DESPITE INH CAUSE/WORSEN PHYS PRBS

| | Freq | Pct |
|---|-------|-------|
| 1 = Yes..... | 17 | 0.03 |
| 2 = No..... | 8 | 0.01 |
| 91 = NEVER USED INHALANTS | 52267 | 90.06 |
| 93 = DID NOT USE INHALANTS IN THE PAST 12 MOS | 4876 | 8.40 |
| 97 = REFUSED | 3 | 0.01 |
| 98 = BLANK (NO ANSWER) | 234 | 0.40 |
| 99 = LEGITIMATE SKIP..... | 629 | 1.08 |

During the past 12 months, did you have any long-lasting or repeated problems with emotions or mental health that were caused or made worse by using inhalants?

(DPINMNTL)

UDINMNTLPRB Len : 2 ANY EMOT/MNTL HLTH PRBS CAUSED/WORSND BY INH PAST 12 MOS

| | Freq | Pct |
|---|-------|-------|
| 1 = Yes..... | 15 | 0.03 |
| 2 = No..... | 621 | 1.07 |
| 91 = NEVER USED INHALANTS | 52267 | 90.06 |
| 93 = DID NOT USE INHALANTS IN THE PAST 12 MOS | 4876 | 8.40 |
| 94 = DON'T KNOW | 6 | 0.01 |
| 97 = REFUSED | 2 | 0.00 |
| 98 = BLANK (NO ANSWER) | 230 | 0.40 |
| 99 = LEGITIMATE SKIP..... | 17 | 0.03 |

Did you continue to use inhalants even though they were causing long-lasting or repeated problems with your emotions or mental health or making your emotions or mental health worse?

(DPINMCNT)

UDINMNTLCTD Len : 2 CONTD INH USE DESPITE INH CSE/WRSN EMOT/MNTL HLTH PRBS

| | Freq | Pct |
|---|-------|-------|
| 1 = Yes..... | 7 | 0.01 |
| 2 = No..... | 8 | 0.01 |
| 91 = NEVER USED INHALANTS | 52267 | 90.06 |
| 93 = DID NOT USE INHALANTS IN THE PAST 12 MOS | 4876 | 8.40 |
| 97 = REFUSED | 2 | 0.00 |
| 98 = BLANK (NO ANSWER) | 236 | 0.41 |
| 99 = LEGITIMATE SKIP..... | 638 | 1.10 |

SUBSTANCE USE DISORDER

This question is about important activities such as:

- Spending time with friends and family
- Attending special events at work or school
- Participating in hobbies and sports
- Attending religious services and events

During the past 12 months, did you give up or spend a lot less time doing any of these types of important activities because of your use of inhalants?

(DPINACTV)

UDINSTOPACT

Len : 2 LESS ACTIVITIES B/C OF INHALANT USE PAST 12 MOS

| | Freq | Pct |
|---|-------------|------------|
| 1 = Yes..... | 21 | 0.04 |
| 2 = No..... | 635 | 1.09 |
| 91 = NEVER USED INHALANTS | 52267 | 90.06 |
| 93 = DID NOT USE INHALANTS IN THE PAST 12 MOS | 4876 | 8.40 |
| 94 = DON'T KNOW | 3 | 0.01 |
| 97 = REFUSED | 2 | 0.00 |
| 98 = BLANK (NO ANSWER) | 230 | 0.40 |

Sometimes people who use inhalants have serious problems at work, school, or home—such as:

- missing a lot of work or school
- getting demoted, having your hours cut, or losing a job
- not being able to get a job or keep a job
- getting suspended, expelled, or dropping out of school
- failing to take care of family

During the past 12 months, did you have any serious problems like these at work, school, or home because of your use of inhalants?

(DPINSERI)

UDINWORKPRB

Len : 2 INHALANTS CAUSE SERIOUS PRBS AT HOME/WORK/SCH PST 12 MOS

| | Freq | Pct |
|---|-------------|------------|
| 1 = Yes..... | 11 | 0.02 |
| 2 = No..... | 647 | 1.11 |
| 91 = NEVER USED INHALANTS | 52267 | 90.06 |
| 93 = DID NOT USE INHALANTS IN THE PAST 12 MOS | 4876 | 8.40 |
| 94 = DON'T KNOW | 1 | 0.00 |
| 97 = REFUSED | 2 | 0.00 |
| 98 = BLANK (NO ANSWER) | 230 | 0.40 |

During the past 12 months, did you often have arguments or other problems with family or friends that were caused or made worse by your use of inhalants?

(DPINARGU)

UDINFMLYPRB

Len : 2 INHALANTS CAUSE ARGUMENTS/PROBS W/FAMILY/FRIENDS PST 12 MOS

| | Freq | Pct |
|---|-------------|------------|
| 1 = Yes..... | 17 | 0.03 |
| 2 = No..... | 638 | 1.10 |
| 91 = NEVER USED INHALANTS | 52267 | 90.06 |
| 93 = DID NOT USE INHALANTS IN THE PAST 12 MOS | 4876 | 8.40 |
| 94 = DON'T KNOW | 3 | 0.01 |
| 97 = REFUSED | 3 | 0.01 |
| 98 = BLANK (NO ANSWER) | 230 | 0.40 |

Did you continue to use inhalants even though they often caused arguments or problems with family or friends?

(DPINACNT)

UDINFMLYCTD

Len : 2 CONTD INHALANT USE DESPITE INH CAUSE ARGUMENTS W/FAM/FRNDS

| | Freq | Pct |
|---|-------------|------------|
| 1 = Yes..... | 14 | 0.02 |
| 2 = No..... | 3 | 0.01 |
| 91 = NEVER USED INHALANTS | 52267 | 90.06 |
| 93 = DID NOT USE INHALANTS IN THE PAST 12 MOS | 4876 | 8.40 |
| 97 = REFUSED | 3 | 0.01 |
| 98 = BLANK (NO ANSWER) | 233 | 0.40 |
| 99 = LEGITIMATE SKIP..... | 638 | 1.10 |

SUBSTANCE USE DISORDER

During the past 12 months, did you repeatedly get into situations where using inhalants increased your chances of getting physically hurt?

(DPINHURT)

UDINGETHURT Len : 2 INHALANT USE INCREASED CHANCE GETTING HURT PST 12 MOS

| | Freq | Pct |
|--|-------------|------------|
| 1 = Yes..... | 17 | 0.03 |
| 2 = No..... | 639 | 1.10 |
| 91 = NEVER USED INHALANTS..... | 52267 | 90.06 |
| 93 = DID NOT USE INHALANTS IN THE PAST 12 MOS..... | 4876 | 8.40 |
| 94 = DON'T KNOW..... | 3 | 0.01 |
| 97 = REFUSED..... | 2 | 0.00 |
| 98 = BLANK (NO ANSWER)..... | 230 | 0.40 |

Think about your use of methamphetamine during the past 12 months as you answer these next questions.

During the past 12 months, did you spend a great deal of your time using methamphetamine, feeling its effects, or getting over the effects of methamphetamine?

(DPMEFEEL)

UDMETIMEUSE Len : 2 SPENT GREAT DEAL OF TIME USING/FEEL EFF OF METH PST 12 MOS

| | Freq | Pct |
|--|-------------|------------|
| 1 = Yes..... | 222 | 0.38 |
| 2 = No..... | 248 | 0.43 |
| 91 = NEVER USED METHAMPHETAMINE..... | 55325 | 95.33 |
| 93 = DID NOT USE METHAMPHETAMINE IN THE PAST 12 MOS..... | 2162 | 3.73 |
| 94 = DON'T KNOW..... | 2 | 0.00 |
| 97 = REFUSED..... | 2 | 0.00 |
| 98 = BLANK (NO ANSWER)..... | 73 | 0.13 |

During the past 12 months, did you spend a great deal of your time getting or trying to get methamphetamine?

(DPMEGET)

UDMETIMEGET Len : 2 SPENT GREAT DEAL TIME TRY TO GET/GETTING METH IN PST 12 MOS

| | Freq | Pct |
|--|-------------|------------|
| 1 = Yes..... | 9 | 0.02 |
| 2 = No..... | 239 | 0.41 |
| 91 = NEVER USED METHAMPHETAMINE..... | 55325 | 95.33 |
| 93 = DID NOT USE METHAMPHETAMINE IN THE PAST 12 MOS..... | 2162 | 3.73 |
| 94 = DON'T KNOW..... | 2 | 0.00 |
| 97 = REFUSED..... | 2 | 0.00 |
| 98 = BLANK (NO ANSWER)..... | 73 | 0.13 |
| 99 = LEGITIMATE SKIP..... | 222 | 0.38 |

During the past 12 months, were there many times when you ended up using methamphetamine in larger amounts or for a longer time than you meant to?

(DPMELRGR)

UDMELRGAMTS Len : 2 USED METH LARGER AMTS OR LONGER TIME THAN MEANT TO PST 12 MO

| | Freq | Pct |
|--|-------------|------------|
| 1 = Yes..... | 226 | 0.39 |
| 2 = No..... | 243 | 0.42 |
| 91 = NEVER USED METHAMPHETAMINE..... | 55325 | 95.33 |
| 93 = DID NOT USE METHAMPHETAMINE IN THE PAST 12 MOS..... | 2162 | 3.73 |
| 94 = DON'T KNOW..... | 2 | 0.00 |
| 97 = REFUSED..... | 2 | 0.00 |
| 98 = BLANK (NO ANSWER)..... | 74 | 0.13 |

During the past 12 months, were there times when you wanted to use methamphetamine so badly that you couldn't think of anything else?

(DPMEBDLY)

UDMEWANTBAD Len : 2 WANTED TO USE METH SO BADLY IN PAST 12 MOS

| | Freq | Pct |
|--|-------------|------------|
| 1 = Yes..... | 164 | 0.28 |
| 2 = No..... | 306 | 0.53 |
| 91 = NEVER USED METHAMPHETAMINE..... | 55325 | 95.33 |
| 93 = DID NOT USE METHAMPHETAMINE IN THE PAST 12 MOS..... | 2162 | 3.73 |
| 94 = DON'T KNOW..... | 1 | 0.00 |
| 97 = REFUSED..... | 2 | 0.00 |
| 98 = BLANK (NO ANSWER)..... | 74 | 0.13 |

SUBSTANCE USE DISORDER

During the past 12 months, were there times when you had a strong urge to use methamphetamine?

(DPMEURGE)

UDMESTRURGE Len : 2 STRONG URGE TO USE METH IN PAST 12 MOS

| | Freq | Pct |
|--|-------|-------|
| 1 = Yes..... | 102 | 0.18 |
| 2 = No..... | 204 | 0.35 |
| 91 = NEVER USED METHAMPHETAMINE | 55325 | 95.33 |
| 93 = DID NOT USE METHAMPHETAMINE IN THE PAST 12 MOS..... | 2162 | 3.73 |
| 94 = DON'T KNOW..... | 1 | 0.00 |
| 97 = REFUSED | 2 | 0.00 |
| 98 = BLANK (NO ANSWER) | 74 | 0.13 |
| 99 = LEGITIMATE SKIP..... | 164 | 0.28 |

Do you need to use a lot more methamphetamine than you used to in order to get the feeling you want?

(DPMEMORE)

UDMENEEDMOR Len : 2 NEEDED A LOT MORE METH TO GET FEELING YOU WANT

| | Freq | Pct |
|--|-------|-------|
| 1 = Yes..... | 179 | 0.31 |
| 2 = No..... | 289 | 0.50 |
| 91 = NEVER USED METHAMPHETAMINE | 55325 | 95.33 |
| 93 = DID NOT USE METHAMPHETAMINE IN THE PAST 12 MOS..... | 2162 | 3.73 |
| 94 = DON'T KNOW..... | 3 | 0.01 |
| 97 = REFUSED | 2 | 0.00 |
| 98 = BLANK (NO ANSWER) | 74 | 0.13 |

Does using the same amount of methamphetamine have much less effect on you than it used to?

(DPMELESS)

UDMELESSEFF Len : 2 SAME AMT METH HAS LESS EFFECT THAN IT USED TO

| | Freq | Pct |
|--|-------|-------|
| 1 = Yes..... | 33 | 0.06 |
| 2 = No..... | 256 | 0.44 |
| 91 = NEVER USED METHAMPHETAMINE | 55325 | 95.33 |
| 93 = DID NOT USE METHAMPHETAMINE IN THE PAST 12 MOS..... | 2162 | 3.73 |
| 94 = DON'T KNOW..... | 2 | 0.00 |
| 97 = REFUSED | 3 | 0.01 |
| 98 = BLANK (NO ANSWER) | 74 | 0.13 |
| 99 = LEGITIMATE SKIP..... | 179 | 0.31 |

During the past 12 months, did you try to cut down or try to stop using methamphetamine?

(DPMESTOP)

UDMETRYSTOP Len : 2 TRY TO CUT DOWN/STOP METH USE IN PAST 12 MOS

| | Freq | Pct |
|--|-------|-------|
| 1 = Yes..... | 261 | 0.45 |
| 2 = No..... | 208 | 0.36 |
| 91 = NEVER USED METHAMPHETAMINE | 55325 | 95.33 |
| 93 = DID NOT USE METHAMPHETAMINE IN THE PAST 12 MOS..... | 2162 | 3.73 |
| 94 = DON'T KNOW..... | 1 | 0.00 |
| 97 = REFUSED | 3 | 0.01 |
| 98 = BLANK (NO ANSWER) | 74 | 0.13 |

Some people who use methamphetamine try to cut down or stop but find they can't. Was there more than one time in the past 12 months when you tried but were unable to cut down or stop using methamphetamine?

(DPMECANT)

UDMENOTSTOP Len : 2 UNABLE TO CUT/STOP METH MORE THAN ONE TIME PAST 12 MOS

| | Freq | Pct |
|--|-------|-------|
| 1 = Yes..... | 147 | 0.25 |
| 2 = No..... | 113 | 0.19 |
| 91 = NEVER USED METHAMPHETAMINE | 55325 | 95.33 |
| 93 = DID NOT USE METHAMPHETAMINE IN THE PAST 12 MOS..... | 2162 | 3.73 |
| 94 = DON'T KNOW..... | 1 | 0.00 |
| 97 = REFUSED | 3 | 0.01 |
| 98 = BLANK (NO ANSWER) | 75 | 0.13 |
| 99 = LEGITIMATE SKIP..... | 208 | 0.36 |

SUBSTANCE USE DISORDER

In the past 12 months, did you often wish that you could cut down or stop using methamphetamine?

(DPMEWISH)

UDMEWSHSTOP Len : 2 OFTEN WISH CUT DOWN OR STOP METH USE PAST 12 MOS

| | Freq | Pct |
|--|-------------|------------|
| 1 = Yes..... | 38 | 0.07 |
| 2 = No..... | 170 | 0.29 |
| 91 = NEVER USED METHAMPHETAMINE | 55325 | 95.33 |
| 93 = DID NOT USE METHAMPHETAMINE IN THE PAST 12 MOS..... | 2162 | 3.73 |
| 94 = DON'T KNOW..... | 1 | 0.00 |
| 97 = REFUSED | 3 | 0.01 |
| 98 = BLANK (NO ANSWER) | 74 | 0.13 |
| 99 = LEGITIMATE SKIP..... | 261 | 0.45 |

During the past 12 months, did you have any long-lasting or repeated physical health problems that were caused or made worse by using methamphetamine?

(DPMEPHYS)

UDMEHLTHPRB Len : 2 ANY LONG-LASTING PHYS PRBS CAUSED/WORSND BY METH PST 12 MOS

| | Freq | Pct |
|--|-------------|------------|
| 1 = Yes..... | 107 | 0.18 |
| 2 = No..... | 362 | 0.62 |
| 91 = NEVER USED METHAMPHETAMINE | 55325 | 95.33 |
| 93 = DID NOT USE METHAMPHETAMINE IN THE PAST 12 MOS..... | 2162 | 3.73 |
| 94 = DON'T KNOW..... | 1 | 0.00 |
| 97 = REFUSED | 3 | 0.01 |
| 98 = BLANK (NO ANSWER) | 74 | 0.13 |

Did you continue to use methamphetamine even though it was causing long-lasting or repeated physical health problems or making your physical health problems worse?

(DPMEPCNT)

UDMEHLTHCTD Len : 2 CONTD TO USE METH DESPITE METH CAUSE/WORSEN PHYS PRBS

| | Freq | Pct |
|--|-------------|------------|
| 1 = Yes..... | 85 | 0.15 |
| 2 = No..... | 22 | 0.04 |
| 91 = NEVER USED METHAMPHETAMINE | 55325 | 95.33 |
| 93 = DID NOT USE METHAMPHETAMINE IN THE PAST 12 MOS..... | 2162 | 3.73 |
| 97 = REFUSED | 3 | 0.01 |
| 98 = BLANK (NO ANSWER) | 75 | 0.13 |
| 99 = LEGITIMATE SKIP..... | 362 | 0.62 |

During the past 12 months, did you have any long-lasting or repeated problems with emotions or mental health that were caused or made worse by using methamphetamine?

(DPMEMNTL)

UDMEMNTLPRB Len : 2 ANY EMOT/MNTL HLTH PRBS CAUSED/WORSND BY METH PAST 12 MOS

| | Freq | Pct |
|--|-------------|------------|
| 1 = Yes..... | 90 | 0.16 |
| 2 = No..... | 294 | 0.51 |
| 91 = NEVER USED METHAMPHETAMINE | 55325 | 95.33 |
| 93 = DID NOT USE METHAMPHETAMINE IN THE PAST 12 MOS..... | 2162 | 3.73 |
| 94 = DON'T KNOW..... | 1 | 0.00 |
| 97 = REFUSED | 3 | 0.01 |
| 98 = BLANK (NO ANSWER) | 74 | 0.13 |
| 99 = LEGITIMATE SKIP..... | 85 | 0.15 |

SUBSTANCE USE DISORDER

Did you continue to use methamphetamine even though they were causing long-lasting or repeated problems with your emotions or mental health or making your emotions or mental health worse?

(DPMEMCNT)

UDMEMNLTCTD Len : 2 CONTD METH USE DESPITE METH CSE/WRSN EMOT/MNTL HLTH PRBS

| | Freq | Pct |
|--|-------------|------------|
| 1 = Yes..... | 64 | 0.11 |
| 2 = No..... | 26 | 0.04 |
| 91 = NEVER USED METHAMPHETAMINE | 55325 | 95.33 |
| 93 = DID NOT USE METHAMPHETAMINE IN THE PAST 12 MOS..... | 2162 | 3.73 |
| 97 = REFUSED | 3 | 0.01 |
| 98 = BLANK (NO ANSWER) | 75 | 0.13 |
| 99 = LEGITIMATE SKIP..... | 379 | 0.65 |

This question is about important activities such as:

- Spending time with friends and family
- Attending special events at work or school
- Participating in hobbies and sports
- Attending religious services and events

During the past 12 months, did you give up or spend a lot less time doing any of these types of important activities because of your use of methamphetamine?

(DPMEACTV)

UDMESTOPACT Len : 2 LESS ACTIVITIES B/C OF METH USE PAST 12 MOS

| | Freq | Pct |
|--|-------------|------------|
| 1 = Yes..... | 180 | 0.31 |
| 2 = No..... | 291 | 0.50 |
| 91 = NEVER USED METHAMPHETAMINE | 55325 | 95.33 |
| 93 = DID NOT USE METHAMPHETAMINE IN THE PAST 12 MOS..... | 2162 | 3.73 |
| 97 = REFUSED | 2 | 0.00 |
| 98 = BLANK (NO ANSWER) | 74 | 0.13 |

Sometimes people who use methamphetamine have serious problems at work, school, or home—such as:

- missing a lot of work or school
- getting demoted, having your hours cut, or losing a job
- not being able to get a job or keep a job
- getting suspended, expelled, or dropping out of school
- failing to take care of family

During the past 12 months, did you have any serious problems like these at work, school, or home because of your use of methamphetamine?

(DPMESERJ)

UDMEWORKPRB Len : 2 METH CAUSE SERIOUS PRBS AT HOME/WORK/SCH PST 12 MOS

| | Freq | Pct |
|--|-------------|------------|
| 1 = Yes..... | 137 | 0.24 |
| 2 = No..... | 333 | 0.57 |
| 91 = NEVER USED METHAMPHETAMINE | 55325 | 95.33 |
| 93 = DID NOT USE METHAMPHETAMINE IN THE PAST 12 MOS..... | 2162 | 3.73 |
| 97 = REFUSED | 2 | 0.00 |
| 98 = BLANK (NO ANSWER) | 75 | 0.13 |

During the past 12 months, did you often have arguments or other problems with family or friends that were caused or made worse by your use of methamphetamine?

(DPMEARGU)

UDMEFMLYPRB Len : 2 METH CAUSE ARGUMENTS/PROBS W/FAMILY/FRIENDS PST 12 MOS

| | Freq | Pct |
|--|-------------|------------|
| 1 = Yes..... | 173 | 0.30 |
| 2 = No..... | 297 | 0.51 |
| 91 = NEVER USED METHAMPHETAMINE | 55325 | 95.33 |
| 93 = DID NOT USE METHAMPHETAMINE IN THE PAST 12 MOS..... | 2162 | 3.73 |
| 97 = REFUSED | 2 | 0.00 |
| 98 = BLANK (NO ANSWER) | 75 | 0.13 |

SUBSTANCE USE DISORDER

Did you continue to use methamphetamine even though it often caused arguments or problems with family or friends?

(DPMEACNT)

UDMEFMYLCTD Len : 2 CONTD METH USE DESPITE METH CAUSE ARGUMENTS W/FAM/FRNDS

| | Freq | Pct |
|--|-------|-------|
| 1 = Yes..... | 153 | 0.26 |
| 2 = No..... | 20 | 0.03 |
| 91 = NEVER USED METHAMPHETAMINE | 55325 | 95.33 |
| 93 = DID NOT USE METHAMPHETAMINE IN THE PAST 12 MOS..... | 2162 | 3.73 |
| 97 = REFUSED | 2 | 0.00 |
| 98 = BLANK (NO ANSWER) | 75 | 0.13 |
| 99 = LEGITIMATE SKIP..... | 297 | 0.51 |

During the past 12 months, did you repeatedly get into situations where using methamphetamine increased your chances of getting physically hurt?

(DPMEHURT)

UDMEGETHURT Len : 2 METH INCREASED CHANCE GETTING HURT PST 12 MOS

| | Freq | Pct |
|--|-------|-------|
| 1 = Yes..... | 110 | 0.19 |
| 2 = No..... | 360 | 0.62 |
| 91 = NEVER USED METHAMPHETAMINE | 55325 | 95.33 |
| 93 = DID NOT USE METHAMPHETAMINE IN THE PAST 12 MOS..... | 2162 | 3.73 |
| 97 = REFUSED | 2 | 0.00 |
| 98 = BLANK (NO ANSWER) | 75 | 0.13 |

People may experience withdrawal symptoms when they use less or stop using methamphetamine.

During the past 12 months, have you felt kind of blue or down after you used less or stopped using methamphetamine for a while?

(DPMEBLUE)

UDMEWDFLBLU Len : 2 FELT BLUE OR DOWN AFTER USING LESS OR STOPPING METH

| | Freq | Pct |
|--|-------|-------|
| 1 = Yes..... | 208 | 0.36 |
| 2 = No..... | 261 | 0.45 |
| 91 = NEVER USED METHAMPHETAMINE | 55325 | 95.33 |
| 93 = DID NOT USE METHAMPHETAMINE IN THE PAST 12 MOS..... | 2162 | 3.73 |
| 94 = DON'T KNOW | 1 | 0.00 |
| 97 = REFUSED | 2 | 0.00 |
| 98 = BLANK (NO ANSWER) | 75 | 0.13 |

During the past 12 months, did you have the following withdrawal symptoms after you used less or stopped using methamphetamine for a while?

Feeling tired or exhausted

(DPMEWD_1)

UDMEWDTIRED Len : 2 FEELING TIRED/EXHAUSTED - METH WITHDRAWAL SYMPTOM PST 12 MOS

| | Freq | Pct |
|--|-------|-------|
| 1 = Yes..... | 193 | 0.33 |
| 2 = No..... | 15 | 0.03 |
| 91 = NEVER USED METHAMPHETAMINE | 55325 | 95.33 |
| 93 = DID NOT USE METHAMPHETAMINE IN THE PAST 12 MOS..... | 2162 | 3.73 |
| 97 = REFUSED | 2 | 0.00 |
| 98 = BLANK (NO ANSWER) | 76 | 0.13 |
| 99 = LEGITIMATE SKIP..... | 261 | 0.45 |

Having bad dreams

(DPMEWD_2)

UDMEWDDREAM Len : 2 HAVING BAD DREAMS - METH WITHDRAWAL SYMPTOM PST 12 MOS

| | Freq | Pct |
|--|-------|-------|
| 1 = Yes..... | 107 | 0.18 |
| 2 = No..... | 101 | 0.17 |
| 91 = NEVER USED METHAMPHETAMINE | 55325 | 95.33 |
| 93 = DID NOT USE METHAMPHETAMINE IN THE PAST 12 MOS..... | 2162 | 3.73 |
| 97 = REFUSED | 2 | 0.00 |
| 98 = BLANK (NO ANSWER) | 76 | 0.13 |
| 99 = LEGITIMATE SKIP..... | 261 | 0.45 |

SUBSTANCE USE DISORDER

Having trouble sleeping or sleeping more than you normally do

(DPMEWD_3)

UDMEWDSLEEP Len : 2 TROUBLE/MORE SLEEP - METH WITHDRAWAL SYMPTOM PST 12 MOS

| | Freq | Pct |
|--|-------|-------|
| 1 = Yes..... | 177 | 0.30 |
| 2 = No..... | 31 | 0.05 |
| 91 = NEVER USED METHAMPHETAMINE | 55325 | 95.33 |
| 93 = DID NOT USE METHAMPHETAMINE IN THE PAST 12 MOS..... | 2162 | 3.73 |
| 97 = REFUSED | 2 | 0.00 |
| 98 = BLANK (NO ANSWER) | 76 | 0.13 |
| 99 = LEGITIMATE SKIP..... | 261 | 0.45 |

Feeling hungry more often

(DPMEWD_4)

UDMEWDHNGRY Len : 2 FEELING HUNGRY - METH WITHDRAWAL SYMPTOM PST 12 MOS

| | Freq | Pct |
|--|-------|-------|
| 1 = Yes..... | 140 | 0.24 |
| 2 = No..... | 68 | 0.12 |
| 91 = NEVER USED METHAMPHETAMINE | 55325 | 95.33 |
| 93 = DID NOT USE METHAMPHETAMINE IN THE PAST 12 MOS..... | 2162 | 3.73 |
| 97 = REFUSED | 2 | 0.00 |
| 98 = BLANK (NO ANSWER) | 76 | 0.13 |
| 99 = LEGITIMATE SKIP..... | 261 | 0.45 |

Feeling either very slowed down or like you couldn't sit still

(DPMEWD_5)

UDMEWDSITST Len : 2 FEELING SLOWED DOWN/RESTLESS -MTH W/DRAWL SYMPTOM PST 12 MOS

| | Freq | Pct |
|--|-------|-------|
| 1 = Yes..... | 156 | 0.27 |
| 2 = No..... | 52 | 0.09 |
| 91 = NEVER USED METHAMPHETAMINE | 55325 | 95.33 |
| 93 = DID NOT USE METHAMPHETAMINE IN THE PAST 12 MOS..... | 2162 | 3.73 |
| 97 = REFUSED | 2 | 0.00 |
| 98 = BLANK (NO ANSWER) | 76 | 0.13 |
| 99 = LEGITIMATE SKIP..... | 261 | 0.45 |

During the past 12 months, did you use methamphetamine or another drug to get over or avoid having methamphetamine withdrawal symptoms?

(DPMEOVER)

UDMEAVOIDWD Len : 2 USE METH TO GET OVER/AVOID METH WITHDRAWAL IN PST 12 MOS

| | Freq | Pct |
|--|-------|-------|
| 1 = Yes..... | 124 | 0.21 |
| 2 = No..... | 346 | 0.60 |
| 91 = NEVER USED METHAMPHETAMINE | 55325 | 95.33 |
| 93 = DID NOT USE METHAMPHETAMINE IN THE PAST 12 MOS..... | 2162 | 3.73 |
| 97 = REFUSED | 2 | 0.00 |
| 98 = BLANK (NO ANSWER) | 75 | 0.13 |

Which of the following did you use to get over or avoid having methamphetamine withdrawal symptoms during the past 12 months?

Methamphetamine

(DPMEUSE_1)

UDMEAVWMETH Len : 2 USED METH TO GET OVER/AVOID METH WITHDRAWAL IN PST 12 MOS

| | Freq | Pct |
|--|-------|-------|
| 1 = Yes..... | 99 | 0.17 |
| 2 = No..... | 24 | 0.04 |
| 91 = NEVER USED METHAMPHETAMINE | 55325 | 95.33 |
| 93 = DID NOT USE METHAMPHETAMINE IN THE PAST 12 MOS..... | 2162 | 3.73 |
| 94 = DON'T KNOW | 1 | 0.00 |
| 97 = REFUSED | 2 | 0.00 |
| 98 = BLANK (NO ANSWER) | 75 | 0.13 |
| 99 = LEGITIMATE SKIP..... | 346 | 0.60 |

SUBSTANCE USE DISORDER

Cocaine or crack

(DPMEUSE_2)

UDMEAVWCOCN Len : 2 USED COC/CRK TO GET OVER/AVOID METH WITHDRAWAL IN PST 12 MOS

| | Freq | Pct |
|--|-------|-------|
| 1 = Yes..... | 22 | 0.04 |
| 2 = No..... | 101 | 0.17 |
| 91 = NEVER USED METHAMPHETAMINE | 55325 | 95.33 |
| 93 = DID NOT USE METHAMPHETAMINE IN THE PAST 12 MOS..... | 2162 | 3.73 |
| 94 = DON'T KNOW..... | 1 | 0.00 |
| 97 = REFUSED | 2 | 0.00 |
| 98 = BLANK (NO ANSWER) | 75 | 0.13 |
| 99 = LEGITIMATE SKIP..... | 346 | 0.60 |

Prescription stimulants or uppers

(DPMEUSE_3)

UDMEAVWSTIM Len : 2 USED STM TO GET OVER/AVOID METH WITHDRAWAL IN PST 12 MOS

| | Freq | Pct |
|--|-------|-------|
| 1 = Yes..... | 34 | 0.06 |
| 2 = No..... | 90 | 0.16 |
| 91 = NEVER USED METHAMPHETAMINE | 55325 | 95.33 |
| 93 = DID NOT USE METHAMPHETAMINE IN THE PAST 12 MOS..... | 2162 | 3.73 |
| 97 = REFUSED | 2 | 0.00 |
| 98 = BLANK (NO ANSWER) | 75 | 0.13 |
| 99 = LEGITIMATE SKIP..... | 346 | 0.60 |

Something else

(DPMEUSE_4)

UDMEAVWOTH Len : 2 USED SOMTHING ELSE TO GET OVR/AVD METH WITHDRAWAL PST 12 MOS

| | Freq | Pct |
|--|-------|-------|
| 1 = Yes..... | 70 | 0.12 |
| 2 = No..... | 54 | 0.09 |
| 91 = NEVER USED METHAMPHETAMINE | 55325 | 95.33 |
| 93 = DID NOT USE METHAMPHETAMINE IN THE PAST 12 MOS..... | 2162 | 3.73 |
| 97 = REFUSED | 2 | 0.00 |
| 98 = BLANK (NO ANSWER) | 75 | 0.13 |
| 99 = LEGITIMATE SKIP..... | 346 | 0.60 |

Think about your use of prescription pain relievers during the past 12 months as you answer these next questions.

During the past 12 months, did you spend a great deal of your time using any prescription pain relievers, feeling their effects, or getting over the effects of any prescription pain relievers?

(DPPRFEEL)

UDPRTIMEUSE Len : 2 SPENT GREAT DEAL OF TIME USING/FEEL EFF OF PN RLVR PST 12 MO

| | Freq | Pct |
|--|-------|-------|
| 1 = Yes..... | 754 | 1.30 |
| 2 = No..... | 11383 | 19.61 |
| 83 = DID NOT USE PAIN RELIEVERS PST 12 MOS Log assn..... | 248 | 0.43 |
| 85 = BAD DATA LOGICALLY ASSIGNED..... | 14 | 0.02 |
| 91 = NEVER USED PAIN RELIEVERS | 29489 | 50.81 |
| 93 = DID NOT USE PAIN RELIEVERS IN THE PAST 12 MOS | 15617 | 26.91 |
| 94 = DON'T KNOW..... | 34 | 0.06 |
| 97 = REFUSED | 19 | 0.03 |
| 98 = BLANK (NO ANSWER) | 476 | 0.82 |

SUBSTANCE USE DISORDER

During the past 12 months, did you spend a great deal of your time getting or trying to get any prescription pain relievers?

(DPPRGET)

UDPRTIMEGET

Len : 2 SPENT GREAT DEAL TIME TRY TO GET/GETTING PR IN PST 12 MOS

| | Freq | Pct |
|--|-------|-------|
| 1 = Yes..... | 80 | 0.14 |
| 2 = No..... | 11321 | 19.51 |
| 83 = DID NOT USE PAIN RELIEVERS PST 12 MOS Log assn..... | 248 | 0.43 |
| 85 = BAD DATA LOGICALLY ASSIGNED..... | 9 | 0.02 |
| 91 = NEVER USED PAIN RELIEVERS..... | 29489 | 50.81 |
| 93 = DID NOT USE PAIN RELIEVERS IN THE PAST 12 MOS..... | 15617 | 26.91 |
| 94 = DON'T KNOW..... | 20 | 0.03 |
| 97 = REFUSED..... | 15 | 0.03 |
| 98 = BLANK (NO ANSWER)..... | 481 | 0.83 |
| 99 = LEGITIMATE SKIP..... | 754 | 1.30 |

During the past 12 months, were there many times when you ended up using any prescription pain relievers in larger amounts or for a longer time than you meant to?

(DPPRLRGR)

UDPRLRGAMTS

Len : 2 USED PR LARGER AMTS OR LONGER TIME THAN MEANT TO PST 12 MOS

| | Freq | Pct |
|--|-------|-------|
| 1 = Yes..... | 393 | 0.68 |
| 2 = No..... | 11751 | 20.25 |
| 83 = DID NOT USE PAIN RELIEVERS PST 12 MOS Log assn..... | 248 | 0.43 |
| 85 = BAD DATA LOGICALLY ASSIGNED..... | 14 | 0.02 |
| 91 = NEVER USED PAIN RELIEVERS..... | 29489 | 50.81 |
| 93 = DID NOT USE PAIN RELIEVERS IN THE PAST 12 MOS..... | 15617 | 26.91 |
| 94 = DON'T KNOW..... | 30 | 0.05 |
| 97 = REFUSED..... | 13 | 0.02 |
| 98 = BLANK (NO ANSWER)..... | 479 | 0.83 |

During the past 12 months, were there times when you wanted to use any prescription pain relievers so badly that you couldn't think of anything else?

(DPPRBDLY)

UDPRWANTBAD

Len : 2 WANTED TO USE PN RLVR SO BADLY IN PAST 12 MOS

| | Freq | Pct |
|--|-------|-------|
| 1 = Yes..... | 377 | 0.65 |
| 2 = No..... | 11776 | 20.29 |
| 83 = DID NOT USE PAIN RELIEVERS PST 12 MOS Log assn..... | 248 | 0.43 |
| 85 = BAD DATA LOGICALLY ASSIGNED..... | 14 | 0.02 |
| 91 = NEVER USED PAIN RELIEVERS..... | 29489 | 50.81 |
| 93 = DID NOT USE PAIN RELIEVERS IN THE PAST 12 MOS..... | 15617 | 26.91 |
| 94 = DON'T KNOW..... | 20 | 0.03 |
| 97 = REFUSED..... | 13 | 0.02 |
| 98 = BLANK (NO ANSWER)..... | 480 | 0.83 |

During the past 12 months, were there times when you had a strong urge to use any prescription pain relievers?

(DPPRURGE)

UDPRSTRURGE

Len : 2 STRONG URGE TO USE PN RLVR IN PAST 12 MOS

| | Freq | Pct |
|--|-------|-------|
| 1 = Yes..... | 601 | 1.04 |
| 2 = No..... | 11173 | 19.25 |
| 83 = DID NOT USE PAIN RELIEVERS PST 12 MOS Log assn..... | 248 | 0.43 |
| 85 = BAD DATA LOGICALLY ASSIGNED..... | 10 | 0.02 |
| 91 = NEVER USED PAIN RELIEVERS..... | 29489 | 50.81 |
| 93 = DID NOT USE PAIN RELIEVERS IN THE PAST 12 MOS..... | 15617 | 26.91 |
| 94 = DON'T KNOW..... | 19 | 0.03 |
| 97 = REFUSED..... | 15 | 0.03 |
| 98 = BLANK (NO ANSWER)..... | 485 | 0.84 |
| 99 = LEGITIMATE SKIP..... | 377 | 0.65 |

SUBSTANCE USE DISORDER

Do you need to use a lot more of any prescription pain relievers than you used to in order to get the feeling you want?

(DPPRMORE)

UDPRNEEDMOR Len : 2 NEEDED A LOT MORE PN RLVR TO GET FEELING YOU WANT

| | Freq | Pct |
|--|-------|-------|
| 1 = Yes..... | 394 | 0.68 |
| 2 = No..... | 11744 | 20.24 |
| 83 = DID NOT USE PAIN RELIEVERS PST 12 MOS Log assn..... | 248 | 0.43 |
| 85 = BAD DATA LOGICALLY ASSIGNED..... | 14 | 0.02 |
| 91 = NEVER USED PAIN RELIEVERS..... | 29489 | 50.81 |
| 93 = DID NOT USE PAIN RELIEVERS IN THE PAST 12 MOS..... | 15617 | 26.91 |
| 94 = DON'T KNOW..... | 29 | 0.05 |
| 97 = REFUSED..... | 16 | 0.03 |
| 98 = BLANK (NO ANSWER)..... | 483 | 0.83 |

Does using the same amount of any prescription pain relievers have much less effect on you than it used to?

(DPPRLESS)

UDPRLESSEFF Len : 2 SAME AMT PN RLVR HAS LESS EFFECT THAN IT USED TO

| | Freq | Pct |
|--|-------|-------|
| 1 = Yes..... | 448 | 0.77 |
| 2 = No..... | 11236 | 19.36 |
| 83 = DID NOT USE PAIN RELIEVERS PST 12 MOS Log assn..... | 248 | 0.43 |
| 85 = BAD DATA LOGICALLY ASSIGNED..... | 11 | 0.02 |
| 91 = NEVER USED PAIN RELIEVERS..... | 29489 | 50.81 |
| 93 = DID NOT USE PAIN RELIEVERS IN THE PAST 12 MOS..... | 15617 | 26.91 |
| 94 = DON'T KNOW..... | 83 | 0.14 |
| 97 = REFUSED..... | 21 | 0.04 |
| 98 = BLANK (NO ANSWER)..... | 487 | 0.84 |
| 99 = LEGITIMATE SKIP..... | 394 | 0.68 |

During the past 12 months, did you try to cut down or try to stop using any prescription pain relievers?

(DPPRSTOP)

UDPRTRYSTOP Len : 2 TRY TO CUT DOWN/STOP PN RLVR IN PAST 12 MOS

| | Freq | Pct |
|--|-------|-------|
| 1 = Yes..... | 2024 | 3.49 |
| 2 = No..... | 10031 | 17.28 |
| 83 = DID NOT USE PAIN RELIEVERS PST 12 MOS Log assn..... | 248 | 0.43 |
| 85 = BAD DATA LOGICALLY ASSIGNED..... | 14 | 0.02 |
| 91 = NEVER USED PAIN RELIEVERS..... | 29489 | 50.81 |
| 93 = DID NOT USE PAIN RELIEVERS IN THE PAST 12 MOS..... | 15617 | 26.91 |
| 94 = DON'T KNOW..... | 85 | 0.15 |
| 97 = REFUSED..... | 39 | 0.07 |
| 98 = BLANK (NO ANSWER)..... | 487 | 0.84 |

Some people who use prescription pain relievers try to cut down or stop but find they can't. Was there more than one time in the past 12 months when you tried but were unable to cut down or stop using any prescription pain relievers?

(DPPRCANT)

UDPRNOTSTOP Len : 2 UNABLE TO CUT/STOP PN RLVR MORE THAN ONE TIME PAST 12 MOS

| | Freq | Pct |
|--|-------|-------|
| 1 = Yes..... | 328 | 0.57 |
| 2 = No..... | 1690 | 2.91 |
| 83 = DID NOT USE PAIN RELIEVERS PST 12 MOS Log assn..... | 248 | 0.43 |
| 85 = BAD DATA LOGICALLY ASSIGNED..... | 4 | 0.01 |
| 91 = NEVER USED PAIN RELIEVERS..... | 29489 | 50.81 |
| 93 = DID NOT USE PAIN RELIEVERS IN THE PAST 12 MOS..... | 15617 | 26.91 |
| 94 = DON'T KNOW..... | 2 | 0.00 |
| 97 = REFUSED..... | 42 | 0.07 |
| 98 = BLANK (NO ANSWER)..... | 583 | 1.00 |
| 99 = LEGITIMATE SKIP..... | 10031 | 17.28 |

SUBSTANCE USE DISORDER

In the past 12 months, did you often wish that you could cut down or stop using any prescription pain relievers?

(DPPRWISH)

UDPRWSHSTOP Len : 2 OFTEN WISH CUT DOWN OR STOP PN RLVR PAST 12 MOS

| | Freq | Pct |
|--|-------------|------------|
| 1 = Yes..... | 454 | 0.78 |
| 2 = No..... | 9577 | 16.50 |
| 83 = DID NOT USE PAIN RELIEVERS PST 12 MOS Log assn..... | 248 | 0.43 |
| 85 = BAD DATA LOGICALLY ASSIGNED..... | 10 | 0.02 |
| 91 = NEVER USED PAIN RELIEVERS..... | 29489 | 50.81 |
| 93 = DID NOT USE PAIN RELIEVERS IN THE PAST 12 MOS..... | 15617 | 26.91 |
| 94 = DON'T KNOW..... | 85 | 0.15 |
| 97 = REFUSED..... | 36 | 0.06 |
| 98 = BLANK (NO ANSWER)..... | 494 | 0.85 |
| 99 = LEGITIMATE SKIP..... | 2024 | 3.49 |

During the past 12 months, did you have any long-lasting or repeated physical health problems that were caused or made worse by using a prescription pain reliever?

(DPPRPHYS)

UDPRHLTHPRB Len : 2 ANY LONG-LASTING PHYS PRBS CAUSED/WORSND BY PR PST 12 MOS

| | Freq | Pct |
|--|-------------|------------|
| 1 = Yes..... | 249 | 0.43 |
| 2 = No..... | 11863 | 20.44 |
| 83 = DID NOT USE PAIN RELIEVERS PST 12 MOS Log assn..... | 248 | 0.43 |
| 85 = BAD DATA LOGICALLY ASSIGNED..... | 14 | 0.02 |
| 91 = NEVER USED PAIN RELIEVERS..... | 29489 | 50.81 |
| 93 = DID NOT USE PAIN RELIEVERS IN THE PAST 12 MOS..... | 15617 | 26.91 |
| 94 = DON'T KNOW..... | 37 | 0.06 |
| 97 = REFUSED..... | 26 | 0.04 |
| 98 = BLANK (NO ANSWER)..... | 491 | 0.85 |

Did you continue to use any prescription pain relievers even though they were causing long-lasting or repeated physical health problems or making your physical health problems worse?

(DPPRPCNT)

UDPRHLTHCTD Len : 2 CONTD TO USE PN RLVR DESPITE PN RLVR CAUSE/WORSEN PHYS PRBS

| | Freq | Pct |
|--|-------------|------------|
| 1 = Yes..... | 121 | 0.21 |
| 2 = No..... | 128 | 0.22 |
| 83 = DID NOT USE PAIN RELIEVERS PST 12 MOS Log assn..... | 248 | 0.43 |
| 85 = BAD DATA LOGICALLY ASSIGNED..... | 3 | 0.01 |
| 91 = NEVER USED PAIN RELIEVERS..... | 29489 | 50.81 |
| 93 = DID NOT USE PAIN RELIEVERS IN THE PAST 12 MOS..... | 15617 | 26.91 |
| 97 = REFUSED..... | 26 | 0.04 |
| 98 = BLANK (NO ANSWER)..... | 539 | 0.93 |
| 99 = LEGITIMATE SKIP..... | 11863 | 20.44 |

During the past 12 months, did you have any long-lasting or repeated problems with emotions or mental health that were caused or made worse by using a prescription pain reliever?

(DPPRMNTL)

UDPRMNTLPRB Len : 2 ANY EMOT/MNTL HLTH PRBS CAUSED/WORSND BY PN RLVR PAST 12 MOS

| | Freq | Pct |
|--|-------------|------------|
| 1 = Yes..... | 182 | 0.31 |
| 2 = No..... | 11809 | 20.35 |
| 83 = DID NOT USE PAIN RELIEVERS PST 12 MOS Log assn..... | 248 | 0.43 |
| 85 = BAD DATA LOGICALLY ASSIGNED..... | 11 | 0.02 |
| 91 = NEVER USED PAIN RELIEVERS..... | 29489 | 50.81 |
| 93 = DID NOT USE PAIN RELIEVERS IN THE PAST 12 MOS..... | 15617 | 26.91 |
| 94 = DON'T KNOW..... | 33 | 0.06 |
| 97 = REFUSED..... | 27 | 0.05 |
| 98 = BLANK (NO ANSWER)..... | 497 | 0.86 |
| 99 = LEGITIMATE SKIP..... | 121 | 0.21 |

SUBSTANCE USE DISORDER

Did you continue to use any prescription pain relievers even though they were causing long-lasting or repeated problems with your emotions or mental health or making your emotions or mental health worse?

(DPPRCNT)

UDPRMNTLCTD Len : 2 CONTD PN RLVR USE DESPITE PR CSE/WRSN EMOT/MNTL HLTH PRBS

| | Freq | Pct |
|--|-------|-------|
| 1 = Yes..... | 94 | 0.16 |
| 2 = No..... | 87 | 0.15 |
| 83 = DID NOT USE PAIN RELIEVERS PST 12 MOS Log assn..... | 248 | 0.43 |
| 91 = NEVER USED PAIN RELIEVERS..... | 29489 | 50.81 |
| 93 = DID NOT USE PAIN RELIEVERS IN THE PAST 12 MOS..... | 15617 | 26.91 |
| 94 = DON'T KNOW..... | 1 | 0.00 |
| 97 = REFUSED..... | 27 | 0.05 |
| 98 = BLANK (NO ANSWER)..... | 541 | 0.93 |
| 99 = LEGITIMATE SKIP..... | 11930 | 20.56 |

This question is about important activities such as:

- Spending time with friends and family
- Attending special events at work or school
- Participating in hobbies and sports
- Attending religious services and events

During the past 12 months, did you give up or spend a lot less time doing any of these types of important activities because of your use of any prescription pain relievers?

(DPPRACTV)

UDPRSTOPACT Len : 2 LESS ACTIVITIES B/C OF PN RLVR USE PAST 12 MOS

| | Freq | Pct |
|--|-------|-------|
| 1 = Yes..... | 323 | 0.56 |
| 2 = No..... | 11793 | 20.32 |
| 83 = DID NOT USE PAIN RELIEVERS PST 12 MOS Log assn..... | 248 | 0.43 |
| 85 = BAD DATA LOGICALLY ASSIGNED..... | 14 | 0.02 |
| 91 = NEVER USED PAIN RELIEVERS..... | 29489 | 50.81 |
| 93 = DID NOT USE PAIN RELIEVERS IN THE PAST 12 MOS..... | 15617 | 26.91 |
| 94 = DON'T KNOW..... | 29 | 0.05 |
| 97 = REFUSED..... | 24 | 0.04 |
| 98 = BLANK (NO ANSWER)..... | 497 | 0.86 |

Sometimes people who use prescription pain relievers have serious problems at work, school, or home—such as:

- missing a lot of work or school
- getting demoted, having your hours cut, or losing a job
- not being able to get a job or keep a job
- getting suspended, expelled, or dropping out of school
- failing to take care of family

During the past 12 months, did you have any serious problems like these at work, school, or home because of your use of any prescription pain relievers?

(DPPRSERI)

UDPRWORKPRB Len : 2 PN RLVR CAUSE SERIOUS PRBS AT HOME/WORK/SCH PST 12 MOS

| | Freq | Pct |
|--|-------|-------|
| 1 = Yes..... | 215 | 0.37 |
| 2 = No..... | 11906 | 20.52 |
| 83 = DID NOT USE PAIN RELIEVERS PST 12 MOS Log assn..... | 248 | 0.43 |
| 85 = BAD DATA LOGICALLY ASSIGNED..... | 14 | 0.02 |
| 91 = NEVER USED PAIN RELIEVERS..... | 29489 | 50.81 |
| 93 = DID NOT USE PAIN RELIEVERS IN THE PAST 12 MOS..... | 15617 | 26.91 |
| 94 = DON'T KNOW..... | 22 | 0.04 |
| 97 = REFUSED..... | 24 | 0.04 |
| 98 = BLANK (NO ANSWER)..... | 499 | 0.86 |

SUBSTANCE USE DISORDER

During the past 12 months, did you often have arguments or other problems with family or friends that were caused or made worse by your use of a prescription pain reliever?

(DPPRARGU)
UDPRFMLYPRB

Len : 2 PN RLVR CAUSE ARGUMENTS/PROBS W/FAMILY/FRIENDS PST 12 MOS

| | Freq | Pct |
|--|-------|-------|
| 1 = Yes..... | 231 | 0.40 |
| 2 = No..... | 11881 | 20.47 |
| 83 = DID NOT USE PAIN RELIEVERS PST 12 MOS Log assn..... | 248 | 0.43 |
| 85 = BAD DATA LOGICALLY ASSIGNED..... | 14 | 0.02 |
| 91 = NEVER USED PAIN RELIEVERS..... | 29489 | 50.81 |
| 93 = DID NOT USE PAIN RELIEVERS IN THE PAST 12 MOS..... | 15617 | 26.91 |
| 94 = DON'T KNOW..... | 29 | 0.05 |
| 97 = REFUSED..... | 25 | 0.04 |
| 98 = BLANK (NO ANSWER)..... | 500 | 0.86 |

Did you continue to use any prescription pain relievers even though they often caused arguments or problems with family or friends?

(DPPRACNT)
UDPRFMLYCTD

Len : 2 CONTD PN RLVR USE DESPITE PR CAUSE ARGUMENTS W/FAM/FRNDS

| | Freq | Pct |
|--|-------|-------|
| 1 = Yes..... | 169 | 0.29 |
| 2 = No..... | 62 | 0.11 |
| 83 = DID NOT USE PAIN RELIEVERS PST 12 MOS Log assn..... | 248 | 0.43 |
| 85 = BAD DATA LOGICALLY ASSIGNED..... | 3 | 0.01 |
| 91 = NEVER USED PAIN RELIEVERS..... | 29489 | 50.81 |
| 93 = DID NOT USE PAIN RELIEVERS IN THE PAST 12 MOS..... | 15617 | 26.91 |
| 97 = REFUSED..... | 25 | 0.04 |
| 98 = BLANK (NO ANSWER)..... | 540 | 0.93 |
| 99 = LEGITIMATE SKIP..... | 11881 | 20.47 |

During the past 12 months, did you repeatedly get into situations where using a prescription pain reliever increased your chances of getting physically hurt?

(DPPRHURT)
UDPRGETHURT

Len : 2 PN RLVR INCREASED CHANCE GETTING HURT PST 12 MOS

| | Freq | Pct |
|--|-------|-------|
| 1 = Yes..... | 134 | 0.23 |
| 2 = No..... | 11981 | 20.64 |
| 83 = DID NOT USE PAIN RELIEVERS PST 12 MOS Log assn..... | 248 | 0.43 |
| 85 = BAD DATA LOGICALLY ASSIGNED..... | 14 | 0.02 |
| 91 = NEVER USED PAIN RELIEVERS..... | 29489 | 50.81 |
| 93 = DID NOT USE PAIN RELIEVERS IN THE PAST 12 MOS..... | 15617 | 26.91 |
| 94 = DON'T KNOW..... | 21 | 0.04 |
| 97 = REFUSED..... | 28 | 0.05 |
| 98 = BLANK (NO ANSWER)..... | 502 | 0.87 |

People may experience withdrawal symptoms when they use less or stop using prescription pain relievers.

During the past 12 months, did you have the following withdrawal symptoms after you used less or stopped using any prescription pain relievers for a while?

Feeling kind of blue or down

(DPPRWD_1)
UDPRWDFLBLU

Len : 2 FEELING BLUE/DOWN - PN RLVR WITHDRAWAL SYMPTOM PST 12 MOS

| | Freq | Pct |
|--|-------|-------|
| 1 = Yes..... | 726 | 1.25 |
| 2 = No..... | 11313 | 19.49 |
| 83 = DID NOT USE PAIN RELIEVERS PST 12 MOS Log assn..... | 248 | 0.43 |
| 85 = BAD DATA LOGICALLY ASSIGNED..... | 14 | 0.02 |
| 91 = NEVER USED PAIN RELIEVERS..... | 29489 | 50.81 |
| 93 = DID NOT USE PAIN RELIEVERS IN THE PAST 12 MOS..... | 15617 | 26.91 |
| 94 = DON'T KNOW..... | 67 | 0.12 |
| 97 = REFUSED..... | 43 | 0.07 |
| 98 = BLANK (NO ANSWER)..... | 517 | 0.89 |

SUBSTANCE USE DISORDER

Vomiting or feeling nauseous

(DPPRWD_2)

UDPRWDVOMIT Len : 2 VOMITING/NAUSEOUS - PN RLVR WITHDRAWAL SYMPTOM PST 12 MOS

| | Freq | Pct |
|--|-------|-------|
| 1 = Yes..... | 510 | 0.88 |
| 2 = No..... | 11553 | 19.91 |
| 83 = DID NOT USE PAIN RELIEVERS PST 12 MOS Log assn..... | 248 | 0.43 |
| 85 = BAD DATA LOGICALLY ASSIGNED..... | 14 | 0.02 |
| 91 = NEVER USED PAIN RELIEVERS..... | 29489 | 50.81 |
| 93 = DID NOT USE PAIN RELIEVERS IN THE PAST 12 MOS..... | 15617 | 26.91 |
| 94 = DON'T KNOW..... | 48 | 0.08 |
| 97 = REFUSED..... | 39 | 0.07 |
| 98 = BLANK (NO ANSWER)..... | 516 | 0.89 |

Having cramps or muscle aches

(DPPRWD_3)

UDPRWDCRAMP Len : 2 MUSCLE CRAMPS/ACHES - PN RLVR WITHDRAWAL SYMPTOM PST 12 MOS

| | Freq | Pct |
|--|-------|-------|
| 1 = Yes..... | 817 | 1.41 |
| 2 = No..... | 11244 | 19.37 |
| 83 = DID NOT USE PAIN RELIEVERS PST 12 MOS Log assn..... | 248 | 0.43 |
| 85 = BAD DATA LOGICALLY ASSIGNED..... | 14 | 0.02 |
| 91 = NEVER USED PAIN RELIEVERS..... | 29489 | 50.81 |
| 93 = DID NOT USE PAIN RELIEVERS IN THE PAST 12 MOS..... | 15617 | 26.91 |
| 94 = DON'T KNOW..... | 52 | 0.09 |
| 97 = REFUSED..... | 36 | 0.06 |
| 98 = BLANK (NO ANSWER)..... | 517 | 0.89 |

Having teary eyes or a runny nose

(DPPRWD_4)

UDPRWDRUNNY Len : 2 TEARY EYES/RUNNY NOSE - PR WITHDRAWAL SYMPTOM PST 12 MOS

| | Freq | Pct |
|--|-------|-------|
| 1 = Yes..... | 611 | 1.05 |
| 2 = No..... | 11448 | 19.73 |
| 83 = DID NOT USE PAIN RELIEVERS PST 12 MOS Log assn..... | 248 | 0.43 |
| 85 = BAD DATA LOGICALLY ASSIGNED..... | 14 | 0.02 |
| 91 = NEVER USED PAIN RELIEVERS..... | 29489 | 50.81 |
| 93 = DID NOT USE PAIN RELIEVERS IN THE PAST 12 MOS..... | 15617 | 26.91 |
| 94 = DON'T KNOW..... | 54 | 0.09 |
| 97 = REFUSED..... | 36 | 0.06 |
| 98 = BLANK (NO ANSWER)..... | 517 | 0.89 |

Feeling sweaty, having enlarged eye pupils, or having body hair standing up on your skin

(DPPRWD_5)

UDPRWDSWEAT Len : 2 SWEATY/LRG PUPILS/HAIR STNDING UP-PR W/DRAWL SYMP PST 12 MOS

| | Freq | Pct |
|--|-------|-------|
| 1 = Yes..... | 476 | 0.82 |
| 2 = No..... | 11588 | 19.97 |
| 83 = DID NOT USE PAIN RELIEVERS PST 12 MOS Log assn..... | 248 | 0.43 |
| 85 = BAD DATA LOGICALLY ASSIGNED..... | 14 | 0.02 |
| 91 = NEVER USED PAIN RELIEVERS..... | 29489 | 50.81 |
| 93 = DID NOT USE PAIN RELIEVERS IN THE PAST 12 MOS..... | 15617 | 26.91 |
| 94 = DON'T KNOW..... | 50 | 0.09 |
| 97 = REFUSED..... | 35 | 0.06 |
| 98 = BLANK (NO ANSWER)..... | 517 | 0.89 |

SUBSTANCE USE DISORDER

Having diarrhea

(DPPRWD_6)

UDPRWDIARR

Len : 2 HAVING DIARRHEA - PN RLVR WITHDRAWAL SYMPTOM PST 12 MOS

| | Freq | Pct |
|--|-------|-------|
| 1 = Yes..... | 567 | 0.98 |
| 2 = No..... | 11491 | 19.80 |
| 83 = DID NOT USE PAIN RELIEVERS PST 12 MOS Log assn..... | 248 | 0.43 |
| 85 = BAD DATA LOGICALLY ASSIGNED..... | 14 | 0.02 |
| 91 = NEVER USED PAIN RELIEVERS..... | 29489 | 50.81 |
| 93 = DID NOT USE PAIN RELIEVERS IN THE PAST 12 MOS..... | 15617 | 26.91 |
| 94 = DON'T KNOW..... | 54 | 0.09 |
| 97 = REFUSED..... | 37 | 0.06 |
| 98 = BLANK (NO ANSWER)..... | 517 | 0.89 |

Yawning

(DPPRWD_7)

UDPRWDYAWNS

Len : 2 YAWNING - PN RLVR WITHDRAWAL SYMPTOM PST 12 MOS

| | Freq | Pct |
|--|-------|-------|
| 1 = Yes..... | 857 | 1.48 |
| 2 = No..... | 11199 | 19.30 |
| 83 = DID NOT USE PAIN RELIEVERS PST 12 MOS Log assn..... | 248 | 0.43 |
| 85 = BAD DATA LOGICALLY ASSIGNED..... | 14 | 0.02 |
| 91 = NEVER USED PAIN RELIEVERS..... | 29489 | 50.81 |
| 93 = DID NOT USE PAIN RELIEVERS IN THE PAST 12 MOS..... | 15617 | 26.91 |
| 94 = DON'T KNOW..... | 57 | 0.10 |
| 97 = REFUSED..... | 37 | 0.06 |
| 98 = BLANK (NO ANSWER)..... | 516 | 0.89 |

Having a fever

(DPPRWD_8)

UDPRWDFEVER

Len : 2 HAVING FEVER - PN RLVR WITHDRAWAL SYMPTOM PST 12 MOS

| | Freq | Pct |
|--|-------|-------|
| 1 = Yes..... | 300 | 0.52 |
| 2 = No..... | 11760 | 20.26 |
| 83 = DID NOT USE PAIN RELIEVERS PST 12 MOS Log assn..... | 248 | 0.43 |
| 85 = BAD DATA LOGICALLY ASSIGNED..... | 14 | 0.02 |
| 91 = NEVER USED PAIN RELIEVERS..... | 29489 | 50.81 |
| 93 = DID NOT USE PAIN RELIEVERS IN THE PAST 12 MOS..... | 15617 | 26.91 |
| 94 = DON'T KNOW..... | 54 | 0.09 |
| 97 = REFUSED..... | 36 | 0.06 |
| 98 = BLANK (NO ANSWER)..... | 516 | 0.89 |

Having trouble sleeping

(DPPRWD_9)

UDPRWDSLEEP

Len : 2 HAVING TRBL SLEEPING - PN RLVR WITHDRAWAL SYMPTOM PST 12 MOS

| | Freq | Pct |
|--|-------|-------|
| 1 = Yes..... | 1027 | 1.77 |
| 2 = No..... | 11034 | 19.01 |
| 83 = DID NOT USE PAIN RELIEVERS PST 12 MOS Log assn..... | 248 | 0.43 |
| 85 = BAD DATA LOGICALLY ASSIGNED..... | 14 | 0.02 |
| 91 = NEVER USED PAIN RELIEVERS..... | 29489 | 50.81 |
| 93 = DID NOT USE PAIN RELIEVERS IN THE PAST 12 MOS..... | 15617 | 26.91 |
| 94 = DON'T KNOW..... | 53 | 0.09 |
| 97 = REFUSED..... | 36 | 0.06 |
| 98 = BLANK (NO ANSWER)..... | 516 | 0.89 |

SUBSTANCE USE DISORDER

During the past 12 months, did you use any prescription pain relievers or other drugs to get over or avoid having prescription pain reliever withdrawal symptoms?

(DPPROVER)

UDPRAVOIDWD Len : 2 USE PN RLVR TO GET OVER/AVOID PR WITHDRAWAL IN PST 12 MOS

| | Freq | Pct |
|--|-------|-------|
| 1 = Yes..... | 304 | 0.52 |
| 2 = No..... | 11795 | 20.32 |
| 83 = DID NOT USE PAIN RELIEVERS PST 12 MOS Log assn..... | 248 | 0.43 |
| 85 = BAD DATA LOGICALLY ASSIGNED..... | 14 | 0.02 |
| 91 = NEVER USED PAIN RELIEVERS..... | 29489 | 50.81 |
| 93 = DID NOT USE PAIN RELIEVERS IN THE PAST 12 MOS..... | 15617 | 26.91 |
| 94 = DON'T KNOW..... | 25 | 0.04 |
| 97 = REFUSED..... | 25 | 0.04 |
| 98 = BLANK (NO ANSWER)..... | 517 | 0.89 |

Which of the following did you use to get over or avoid having prescription pain reliever withdrawal symptoms during the past 12 months?

Prescription pain relievers

(DPPRUSE_1)

UDPRAVWP NRL Len : 2 USED PN RLVR TO GET OVER/AVOID PR WITHDRAWAL IN PST 12 MOS

| | Freq | Pct |
|--|-------|-------|
| 1 = Yes..... | 187 | 0.32 |
| 2 = No..... | 83 | 0.14 |
| 3 = Yes LOGICALLY ASSIGNED..... | 30 | 0.05 |
| 13 = Yes LOG ASSN (not applicable to criterion 11b)..... | 2 | 0.00 |
| 83 = DID NOT USE PAIN RELIEVERS PST 12 MOS Log assn..... | 248 | 0.43 |
| 85 = BAD DATA LOGICALLY ASSIGNED..... | 5 | 0.01 |
| 91 = NEVER USED PAIN RELIEVERS..... | 29489 | 50.81 |
| 93 = DID NOT USE PAIN RELIEVERS IN THE PAST 12 MOS..... | 15617 | 26.91 |
| 94 = DON'T KNOW..... | 1 | 0.00 |
| 97 = REFUSED..... | 26 | 0.04 |
| 98 = BLANK (NO ANSWER)..... | 551 | 0.95 |
| 99 = LEGITIMATE SKIP..... | 11795 | 20.32 |

Heroin

(DPPRUSE_2)

UDPRAVWHERN Len : 2 USED HEROIN TO GET OVER/AVOID PR WITHDRAWAL IN PST 12 MOS

| | Freq | Pct |
|--|-------|-------|
| 1 = Yes..... | 61 | 0.11 |
| 2 = No..... | 241 | 0.42 |
| 83 = DID NOT USE PAIN RELIEVERS PST 12 MOS Log assn..... | 248 | 0.43 |
| 85 = BAD DATA LOGICALLY ASSIGNED..... | 5 | 0.01 |
| 91 = NEVER USED PAIN RELIEVERS..... | 29489 | 50.81 |
| 93 = DID NOT USE PAIN RELIEVERS IN THE PAST 12 MOS..... | 15617 | 26.91 |
| 94 = DON'T KNOW..... | 2 | 0.00 |
| 97 = REFUSED..... | 25 | 0.04 |
| 98 = BLANK (NO ANSWER)..... | 551 | 0.95 |
| 99 = LEGITIMATE SKIP..... | 11795 | 20.32 |

Something else

(DPPRUSE_3)

UDPRAVWOTHR Len : 2 USED SOMETHING ELSE TO GET OVR/AVD PR WITHDRAWAL PST 12 MOS

| | Freq | Pct |
|--|-------|-------|
| 1 = Yes..... | 151 | 0.26 |
| 2 = No..... | 150 | 0.26 |
| 83 = DID NOT USE PAIN RELIEVERS PST 12 MOS Log assn..... | 248 | 0.43 |
| 85 = BAD DATA LOGICALLY ASSIGNED..... | 5 | 0.01 |
| 91 = NEVER USED PAIN RELIEVERS..... | 29489 | 50.81 |
| 93 = DID NOT USE PAIN RELIEVERS IN THE PAST 12 MOS..... | 15617 | 26.91 |
| 94 = DON'T KNOW..... | 3 | 0.01 |
| 97 = REFUSED..... | 25 | 0.04 |
| 98 = BLANK (NO ANSWER)..... | 551 | 0.95 |
| 99 = LEGITIMATE SKIP..... | 11795 | 20.32 |

SUBSTANCE USE DISORDER

Think about your use of prescription tranquilizers during the past 12 months as you answer these next questions.

During the past 12 months, did you spend a great deal of your time using any prescription tranquilizers, feeling their effects, or getting over the effects of any prescription tranquilizers?

(DPTRFEEL)

UDTRTIMEUSE

Len : 2 SPENT GREAT DEAL OF TIME USING/FEEL EFF OF TRN PST 12 MOS

| | Freq | Pct |
|--|-------|-------|
| 1 = Yes..... | 275 | 0.47 |
| 2 = No..... | 5458 | 9.40 |
| 83 = DID NOT USE TRANQUILIZERS PST 12 MOS Log assn | 172 | 0.30 |
| 85 = BAD DATA LOGICALLY ASSIGNED..... | 20 | 0.03 |
| 91 = NEVER USED TRANQUILIZERS..... | 47298 | 81.50 |
| 93 = DID NOT USE TRANQUILIZERS IN THE PAST 12 MOS..... | 4436 | 7.64 |
| 94 = DON'T KNOW..... | 16 | 0.03 |
| 97 = REFUSED | 5 | 0.01 |
| 98 = BLANK (NO ANSWER) | 354 | 0.61 |

During the past 12 months, did you spend a great deal of your time getting or trying to get any prescription tranquilizers?

(DPTRGET)

UDTRTIMEGET

Len : 2 SPENT GREAT DEAL TIME TRY TO GET/GETTING TRN IN PST 12 MOS

| | Freq | Pct |
|--|-------|-------|
| 1 = Yes..... | 20 | 0.03 |
| 2 = No..... | 5447 | 9.39 |
| 83 = DID NOT USE TRANQUILIZERS PST 12 MOS Log assn | 172 | 0.30 |
| 85 = BAD DATA LOGICALLY ASSIGNED..... | 14 | 0.02 |
| 91 = NEVER USED TRANQUILIZERS..... | 47298 | 81.50 |
| 93 = DID NOT USE TRANQUILIZERS IN THE PAST 12 MOS..... | 4436 | 7.64 |
| 94 = DON'T KNOW..... | 9 | 0.02 |
| 97 = REFUSED | 3 | 0.01 |
| 98 = BLANK (NO ANSWER) | 360 | 0.62 |
| 99 = LEGITIMATE SKIP..... | 275 | 0.47 |

During the past 12 months, were there many times when you ended up using any prescription tranquilizers in larger amounts or for a longer time than you meant to?

(DPTRLRGR)

UDTRLRGAMTS

Len : 2 USED TRN LARGER AMTS OR LONGER TIME THAN MEANT TO PST 12 MOS

| | Freq | Pct |
|--|-------|-------|
| 1 = Yes..... | 171 | 0.29 |
| 2 = No..... | 5569 | 9.60 |
| 83 = DID NOT USE TRANQUILIZERS PST 12 MOS Log assn | 172 | 0.30 |
| 85 = BAD DATA LOGICALLY ASSIGNED..... | 20 | 0.03 |
| 91 = NEVER USED TRANQUILIZERS..... | 47298 | 81.50 |
| 93 = DID NOT USE TRANQUILIZERS IN THE PAST 12 MOS..... | 4436 | 7.64 |
| 94 = DON'T KNOW..... | 9 | 0.02 |
| 97 = REFUSED | 4 | 0.01 |
| 98 = BLANK (NO ANSWER) | 355 | 0.61 |

During the past 12 months, were there times when you wanted to use any prescription tranquilizers so badly that you couldn't think of anything else?

(DPTRBDLY)

UDTRWANTBAD

Len : 2 WANTED TO USE TRN SO BADLY IN PAST 12 MOS

| | Freq | Pct |
|--|-------|-------|
| 1 = Yes..... | 146 | 0.25 |
| 2 = No..... | 5595 | 9.64 |
| 83 = DID NOT USE TRANQUILIZERS PST 12 MOS Log assn | 172 | 0.30 |
| 85 = BAD DATA LOGICALLY ASSIGNED..... | 20 | 0.03 |
| 91 = NEVER USED TRANQUILIZERS..... | 47298 | 81.50 |
| 93 = DID NOT USE TRANQUILIZERS IN THE PAST 12 MOS..... | 4436 | 7.64 |
| 94 = DON'T KNOW..... | 7 | 0.01 |
| 97 = REFUSED | 5 | 0.01 |
| 98 = BLANK (NO ANSWER) | 355 | 0.61 |

SUBSTANCE USE DISORDER

During the past 12 months, were there times when you had a strong urge to use any prescription tranquilizers?

(DPTRURGE)

UDTRSTRURGE Len : 2 STRONG URGE TO USE TRN IN PAST 12 MOS

| | Freq | Pct |
|--|-------|-------|
| 1 = Yes..... | 294 | 0.51 |
| 2 = No..... | 5303 | 9.14 |
| 83 = DID NOT USE TRANQUILIZERS PST 12 MOS Log assn | 172 | 0.30 |
| 85 = BAD DATA LOGICALLY ASSIGNED..... | 16 | 0.03 |
| 91 = NEVER USED TRANQUILIZERS..... | 47298 | 81.50 |
| 93 = DID NOT USE TRANQUILIZERS IN THE PAST 12 MOS..... | 4436 | 7.64 |
| 94 = DON'T KNOW..... | 7 | 0.01 |
| 97 = REFUSED | 3 | 0.01 |
| 98 = BLANK (NO ANSWER) | 359 | 0.62 |
| 99 = LEGITIMATE SKIP..... | 146 | 0.25 |

Do you need to use a lot more of any prescription tranquilizers than you used to in order to get the feeling you want?

(DPTRMORE)

UDTRNEEDMOR Len : 2 NEEDED A LOT MORE TRN TO GET FEELING YOU WANT

| | Freq | Pct |
|--|-------|-------|
| 1 = Yes..... | 162 | 0.28 |
| 2 = No..... | 5574 | 9.60 |
| 83 = DID NOT USE TRANQUILIZERS PST 12 MOS Log assn | 172 | 0.30 |
| 85 = BAD DATA LOGICALLY ASSIGNED..... | 20 | 0.03 |
| 91 = NEVER USED TRANQUILIZERS..... | 47298 | 81.50 |
| 93 = DID NOT USE TRANQUILIZERS IN THE PAST 12 MOS..... | 4436 | 7.64 |
| 94 = DON'T KNOW..... | 13 | 0.02 |
| 97 = REFUSED | 4 | 0.01 |
| 98 = BLANK (NO ANSWER) | 355 | 0.61 |

Does using the same amount of any prescription tranquilizers have much less effect on you than it used to?

(DPTRLESS)

UDTRLESSEFF Len : 2 SAME AMT TRN HAS LESS EFFECT THAN IT USED TO

| | Freq | Pct |
|--|-------|-------|
| 1 = Yes..... | 192 | 0.33 |
| 2 = No..... | 5369 | 9.25 |
| 83 = DID NOT USE TRANQUILIZERS PST 12 MOS Log assn | 172 | 0.30 |
| 85 = BAD DATA LOGICALLY ASSIGNED..... | 16 | 0.03 |
| 91 = NEVER USED TRANQUILIZERS..... | 47298 | 81.50 |
| 93 = DID NOT USE TRANQUILIZERS IN THE PAST 12 MOS..... | 4436 | 7.64 |
| 94 = DON'T KNOW..... | 24 | 0.04 |
| 97 = REFUSED | 5 | 0.01 |
| 98 = BLANK (NO ANSWER) | 360 | 0.62 |
| 99 = LEGITIMATE SKIP..... | 162 | 0.28 |

During the past 12 months, did you try to cut down or try to stop using any prescription tranquilizers?

(DPTRSTOP)

UDTRTRYSTOP Len : 2 TRY TO CUT DOWN/STOP TRN USE IN PAST 12 MOS

| | Freq | Pct |
|--|-------|-------|
| 1 = Yes..... | 741 | 1.28 |
| 2 = No..... | 4983 | 8.59 |
| 83 = DID NOT USE TRANQUILIZERS PST 12 MOS Log assn | 172 | 0.30 |
| 85 = BAD DATA LOGICALLY ASSIGNED..... | 20 | 0.03 |
| 91 = NEVER USED TRANQUILIZERS..... | 47298 | 81.50 |
| 93 = DID NOT USE TRANQUILIZERS IN THE PAST 12 MOS..... | 4436 | 7.64 |
| 94 = DON'T KNOW..... | 16 | 0.03 |
| 97 = REFUSED | 12 | 0.02 |
| 98 = BLANK (NO ANSWER) | 356 | 0.61 |

SUBSTANCE USE DISORDER

Some people who use prescription tranquilizers try to cut down or stop but find they can't. Was there more than one time in the past 12 months when you tried but were unable to cut down or stop using any prescription tranquilizers?

(DPTRCANT)

UDTRNOTSTOP

Len : 2 UNABLE TO CUT/STOP TRN MORE THAN ONE TIME PAST 12 MOS

| | Freq | Pct |
|--|-------|-------|
| 1 = Yes..... | 117 | 0.20 |
| 2 = No..... | 622 | 1.07 |
| 83 = DID NOT USE TRANQUILIZERS PST 12 MOS Log assn | 172 | 0.30 |
| 85 = BAD DATA LOGICALLY ASSIGNED..... | 5 | 0.01 |
| 91 = NEVER USED TRANQUILIZERS..... | 47298 | 81.50 |
| 93 = DID NOT USE TRANQUILIZERS IN THE PAST 12 MOS..... | 4436 | 7.64 |
| 94 = DON'T KNOW..... | 1 | 0.00 |
| 97 = REFUSED..... | 13 | 0.02 |
| 98 = BLANK (NO ANSWER)..... | 387 | 0.67 |
| 99 = LEGITIMATE SKIP..... | 4983 | 8.59 |

In the past 12 months, did you often wish that you could cut down or stop using any prescription tranquilizers?

(DPTRWISH)

UDTRWSHSTOP

Len : 2 OFTEN WISH CUT DOWN OR STOP TRN PAST 12 MOS

| | Freq | Pct |
|--|-------|-------|
| 1 = Yes..... | 190 | 0.33 |
| 2 = No..... | 4794 | 8.26 |
| 83 = DID NOT USE TRANQUILIZERS PST 12 MOS Log assn | 172 | 0.30 |
| 85 = BAD DATA LOGICALLY ASSIGNED..... | 15 | 0.03 |
| 91 = NEVER USED TRANQUILIZERS..... | 47298 | 81.50 |
| 93 = DID NOT USE TRANQUILIZERS IN THE PAST 12 MOS..... | 4436 | 7.64 |
| 94 = DON'T KNOW..... | 20 | 0.03 |
| 97 = REFUSED..... | 7 | 0.01 |
| 98 = BLANK (NO ANSWER)..... | 361 | 0.62 |
| 99 = LEGITIMATE SKIP..... | 741 | 1.28 |

During the past 12 months, did you have any long-lasting or repeated physical health problems that were caused or made worse by using a prescription tranquilizer?

(DPTRPHYS)

UDTRHLTHPRB

Len : 2 ANY LONG-LASTING PHYS PRBS CAUSED/WORSND BY TRN PST 12 MO

| | Freq | Pct |
|--|-------|-------|
| 1 = Yes..... | 75 | 0.13 |
| 2 = No..... | 5661 | 9.75 |
| 83 = DID NOT USE TRANQUILIZERS PST 12 MOS Log assn | 172 | 0.30 |
| 85 = BAD DATA LOGICALLY ASSIGNED..... | 20 | 0.03 |
| 91 = NEVER USED TRANQUILIZERS..... | 47298 | 81.50 |
| 93 = DID NOT USE TRANQUILIZERS IN THE PAST 12 MOS..... | 4436 | 7.64 |
| 94 = DON'T KNOW..... | 13 | 0.02 |
| 97 = REFUSED..... | 3 | 0.01 |
| 98 = BLANK (NO ANSWER)..... | 356 | 0.61 |

Did you continue to use any prescription tranquilizers even though they were causing long-lasting or repeated physical health problems or making your physical health problems worse?

(DPTRPCNT)

UDTRHLTHCTD

Len : 2 CONTD TO USE TRN DESPITE TRN CAUSE/WORSEN PHYS PRBS

| | Freq | Pct |
|--|-------|-------|
| 1 = Yes..... | 39 | 0.07 |
| 2 = No..... | 36 | 0.06 |
| 83 = DID NOT USE TRANQUILIZERS PST 12 MOS Log assn | 172 | 0.30 |
| 85 = BAD DATA LOGICALLY ASSIGNED..... | 5 | 0.01 |
| 91 = NEVER USED TRANQUILIZERS..... | 47298 | 81.50 |
| 93 = DID NOT USE TRANQUILIZERS IN THE PAST 12 MOS..... | 4436 | 7.64 |
| 97 = REFUSED..... | 3 | 0.01 |
| 98 = BLANK (NO ANSWER)..... | 384 | 0.66 |
| 99 = LEGITIMATE SKIP..... | 5661 | 9.75 |

SUBSTANCE USE DISORDER

During the past 12 months, did you have any long-lasting or repeated problems with emotions or mental health that were caused or made worse by using a prescription tranquilizer?

(DPTRMNTL)

UDTRMNTLPRB Len : 2 ANY EMOT/MNTL HLTH PRBS CAUSED/WORSND BY TRN PAST 12 MOS

| | Freq | Pct |
|--|-------|-------|
| 1 = Yes..... | 117 | 0.20 |
| 2 = No..... | 5582 | 9.62 |
| 83 = DID NOT USE TRANQUILIZERS PST 12 MOS Log assn | 172 | 0.30 |
| 85 = BAD DATA LOGICALLY ASSIGNED..... | 16 | 0.03 |
| 91 = NEVER USED TRANQUILIZERS..... | 47298 | 81.50 |
| 93 = DID NOT USE TRANQUILIZERS IN THE PAST 12 MOS..... | 4436 | 7.64 |
| 94 = DON'T KNOW..... | 10 | 0.02 |
| 97 = REFUSED..... | 3 | 0.01 |
| 98 = BLANK (NO ANSWER)..... | 361 | 0.62 |
| 99 = LEGITIMATE SKIP..... | 39 | 0.07 |

Did you continue to use any prescription tranquilizers even though they were causing long-lasting or repeated problems with your emotions or mental health or making your emotions or mental health worse?

(DPTRMCNT)

UDTRMNTLCTD Len : 2 CONTD TRN DESPITE TRN CSE/WRSN EMOT/MNTL HLTH PRBS

| | Freq | Pct |
|--|-------|-------|
| 1 = Yes..... | 53 | 0.09 |
| 2 = No..... | 64 | 0.11 |
| 83 = DID NOT USE TRANQUILIZERS PST 12 MOS Log assn | 172 | 0.30 |
| 85 = BAD DATA LOGICALLY ASSIGNED..... | 2 | 0.00 |
| 91 = NEVER USED TRANQUILIZERS..... | 47298 | 81.50 |
| 93 = DID NOT USE TRANQUILIZERS IN THE PAST 12 MOS..... | 4436 | 7.64 |
| 97 = REFUSED..... | 3 | 0.01 |
| 98 = BLANK (NO ANSWER)..... | 385 | 0.66 |
| 99 = LEGITIMATE SKIP..... | 5621 | 9.69 |

This question is about important activities such as:

- Spending time with friends and family
- Attending special events at work or school
- Participating in hobbies and sports
- Attending religious services and events

During the past 12 months, did you give up or spend a lot less time doing any of these types of important activities because of your use of any prescription tranquilizers?

(DPTRACTV)

UDTRSTOPACT Len : 2 LESS ACTIVITIES B/C OF TRN USE PAST 12 MOS

| | Freq | Pct |
|--|-------|-------|
| 1 = Yes..... | 133 | 0.23 |
| 2 = No..... | 5607 | 9.66 |
| 83 = DID NOT USE TRANQUILIZERS PST 12 MOS Log assn | 172 | 0.30 |
| 85 = BAD DATA LOGICALLY ASSIGNED..... | 20 | 0.03 |
| 91 = NEVER USED TRANQUILIZERS..... | 47298 | 81.50 |
| 93 = DID NOT USE TRANQUILIZERS IN THE PAST 12 MOS..... | 4436 | 7.64 |
| 94 = DON'T KNOW..... | 6 | 0.01 |
| 97 = REFUSED..... | 5 | 0.01 |
| 98 = BLANK (NO ANSWER)..... | 357 | 0.62 |

SUBSTANCE USE DISORDER

Sometimes people who use prescription tranquilizers have serious problems at work, school, or home—such as:

- missing a lot of work or school
- getting demoted, having your hours cut, or losing a job
- not being able to get a job or keep a job
- getting suspended, expelled, or dropping out of school
- failing to take care of family

During the past 12 months, did you have any serious problems like these at work, school, or home because of your use of any prescription tranquilizers?

(DPTRSERI)

UDTRWORKPRB Len : 2 TRN CAUSE SERIOUS PRBS AT HOME/WORK/SCH PST 12 MOS

| | Freq | Pct |
|--|-------------|------------|
| 1 = Yes..... | 103 | 0.18 |
| 2 = No..... | 5638 | 9.71 |
| 83 = DID NOT USE TRANQUILIZERS PST 12 MOS Log assn | 172 | 0.30 |
| 85 = BAD DATA LOGICALLY ASSIGNED..... | 20 | 0.03 |
| 91 = NEVER USED TRANQUILIZERS..... | 47298 | 81.50 |
| 93 = DID NOT USE TRANQUILIZERS IN THE PAST 12 MOS..... | 4436 | 7.64 |
| 94 = DON'T KNOW..... | 5 | 0.01 |
| 97 = REFUSED | 4 | 0.01 |
| 98 = BLANK (NO ANSWER) | 358 | 0.62 |

During the past 12 months, did you often have arguments or other problems with family or friends that were caused or made worse by your use of a prescription tranquilizer?

(DPTRARGU)

UDTRFMLYPRB Len : 2 TRN CAUSE ARGUMENTS/PROBS W/FAMILY/FRIENDS PST 12 MOS

| | Freq | Pct |
|--|-------------|------------|
| 1 = Yes..... | 112 | 0.19 |
| 2 = No..... | 5628 | 9.70 |
| 83 = DID NOT USE TRANQUILIZERS PST 12 MOS Log assn | 172 | 0.30 |
| 85 = BAD DATA LOGICALLY ASSIGNED..... | 20 | 0.03 |
| 91 = NEVER USED TRANQUILIZERS..... | 47298 | 81.50 |
| 93 = DID NOT USE TRANQUILIZERS IN THE PAST 12 MOS..... | 4436 | 7.64 |
| 94 = DON'T KNOW..... | 6 | 0.01 |
| 97 = REFUSED | 4 | 0.01 |
| 98 = BLANK (NO ANSWER) | 358 | 0.62 |

Did you continue to use any prescription tranquilizers even though they often caused arguments or problems with family or friends?

(DPTRACNT)

UDTRFMLYCTD Len : 2 CONTD TRN USE DESPITE TRN CAUSE ARGUMENTS W/FAM/FRNDS

| | Freq | Pct |
|--|-------------|------------|
| 1 = Yes..... | 77 | 0.13 |
| 2 = No..... | 35 | 0.06 |
| 83 = DID NOT USE TRANQUILIZERS PST 12 MOS Log assn | 172 | 0.30 |
| 85 = BAD DATA LOGICALLY ASSIGNED..... | 6 | 0.01 |
| 91 = NEVER USED TRANQUILIZERS..... | 47298 | 81.50 |
| 93 = DID NOT USE TRANQUILIZERS IN THE PAST 12 MOS..... | 4436 | 7.64 |
| 97 = REFUSED | 4 | 0.01 |
| 98 = BLANK (NO ANSWER) | 378 | 0.65 |
| 99 = LEGITIMATE SKIP..... | 5628 | 9.70 |

SUBSTANCE USE DISORDER

During the past 12 months, did you repeatedly get into situations where using a prescription tranquilizer increased your chances of getting physically hurt?

(DPTRHURT)

UDTRGETHURT Len : 2 TRN USE INCREASED CHANCE GETTING HURT PST 12 MOS

| | Freq | Pct |
|--|-------|-------|
| 1 = Yes..... | 72 | 0.12 |
| 2 = No..... | 5665 | 9.76 |
| 83 = DID NOT USE TRANQUILIZERS PST 12 MOS Log assn | 172 | 0.30 |
| 85 = BAD DATA LOGICALLY ASSIGNED..... | 20 | 0.03 |
| 91 = NEVER USED TRANQUILIZERS..... | 47298 | 81.50 |
| 93 = DID NOT USE TRANQUILIZERS IN THE PAST 12 MOS..... | 4436 | 7.64 |
| 94 = DON'T KNOW..... | 7 | 0.01 |
| 97 = REFUSED | 5 | 0.01 |
| 98 = BLANK (NO ANSWER) | 359 | 0.62 |

People may experience withdrawal symptoms when they use less or stop using prescription tranquilizers.

During the past 12 months, did you have the following withdrawal symptoms after you used less or stopped using any prescription tranquilizers for a while?

Sweating or feeling that your heart was beating fast

(DPTRWD_1)

UDTRWDSWEAT Len : 2 SWEATY/FAST HEARTBEAT - TRN WITHDRAWAL SYMPTOM PST 12 MO

| | Freq | Pct |
|--|-------|-------|
| 1 = Yes..... | 248 | 0.43 |
| 2 = No..... | 5476 | 9.44 |
| 83 = DID NOT USE TRANQUILIZERS PST 12 MOS Log assn | 172 | 0.30 |
| 85 = BAD DATA LOGICALLY ASSIGNED..... | 20 | 0.03 |
| 91 = NEVER USED TRANQUILIZERS..... | 47298 | 81.50 |
| 93 = DID NOT USE TRANQUILIZERS IN THE PAST 12 MOS..... | 4436 | 7.64 |
| 94 = DON'T KNOW..... | 15 | 0.03 |
| 97 = REFUSED | 6 | 0.01 |
| 98 = BLANK (NO ANSWER) | 363 | 0.63 |

Having your hands tremble

(DPTRWD_2)

UDTRWDTRMBL Len : 2 HANDS TREMBLE -TRN WITHDRAWAL SYMPTOM PST 12 MOS

| | Freq | Pct |
|--|-------|-------|
| 1 = Yes..... | 231 | 0.40 |
| 2 = No..... | 5495 | 9.47 |
| 83 = DID NOT USE TRANQUILIZERS PST 12 MOS Log assn | 172 | 0.30 |
| 85 = BAD DATA LOGICALLY ASSIGNED..... | 20 | 0.03 |
| 91 = NEVER USED TRANQUILIZERS..... | 47298 | 81.50 |
| 93 = DID NOT USE TRANQUILIZERS IN THE PAST 12 MOS..... | 4436 | 7.64 |
| 94 = DON'T KNOW..... | 12 | 0.02 |
| 97 = REFUSED | 7 | 0.01 |
| 98 = BLANK (NO ANSWER) | 363 | 0.63 |

Having trouble sleeping

(DPTRWD_3)

UDTRWDSLEEP Len : 2 TROUBLE SLEEPING - TRN WITHDRAWAL SYMPTOM PST 12 MOS

| | Freq | Pct |
|--|-------|-------|
| 1 = Yes..... | 552 | 0.95 |
| 2 = No..... | 5173 | 8.91 |
| 83 = DID NOT USE TRANQUILIZERS PST 12 MOS Log assn | 172 | 0.30 |
| 85 = BAD DATA LOGICALLY ASSIGNED..... | 20 | 0.03 |
| 91 = NEVER USED TRANQUILIZERS..... | 47298 | 81.50 |
| 93 = DID NOT USE TRANQUILIZERS IN THE PAST 12 MOS..... | 4436 | 7.64 |
| 94 = DON'T KNOW..... | 13 | 0.02 |
| 97 = REFUSED | 7 | 0.01 |
| 98 = BLANK (NO ANSWER) | 363 | 0.63 |

SUBSTANCE USE DISORDER

Vomiting or having an upset stomach

(DPTRWD_4)

UDTRWDVOMIT Len : 2 VOMITING/UPSET STOMACH - TRN WITHDRAWAL SYMPTOM PST 12 MO

| | Freq | Pct |
|--|-------|-------|
| 1 = Yes..... | 165 | 0.28 |
| 2 = No..... | 5561 | 9.58 |
| 83 = DID NOT USE TRANQUILIZERS PST 12 MOS Log assn | 172 | 0.30 |
| 85 = BAD DATA LOGICALLY ASSIGNED..... | 20 | 0.03 |
| 91 = NEVER USED TRANQUILIZERS..... | 47298 | 81.50 |
| 93 = DID NOT USE TRANQUILIZERS IN THE PAST 12 MOS..... | 4436 | 7.64 |
| 94 = DON'T KNOW..... | 13 | 0.02 |
| 97 = REFUSED | 6 | 0.01 |
| 98 = BLANK (NO ANSWER) | 363 | 0.63 |

Seeing, hearing, or feeling things that weren't really there

(DPTRWD_5)

UDTRWDHALUC Len : 2 SEE/HEAR/FEEL THINGS - TRN WITHDRAWAL SYMPTOM PST 12 MOS

| | Freq | Pct |
|--|-------|-------|
| 1 = Yes..... | 123 | 0.21 |
| 2 = No..... | 5602 | 9.65 |
| 83 = DID NOT USE TRANQUILIZERS PST 12 MOS Log assn | 172 | 0.30 |
| 85 = BAD DATA LOGICALLY ASSIGNED..... | 20 | 0.03 |
| 91 = NEVER USED TRANQUILIZERS..... | 47298 | 81.50 |
| 93 = DID NOT USE TRANQUILIZERS IN THE PAST 12 MOS..... | 4436 | 7.64 |
| 94 = DON'T KNOW..... | 14 | 0.02 |
| 97 = REFUSED | 6 | 0.01 |
| 98 = BLANK (NO ANSWER) | 363 | 0.63 |

Feeling like you couldn't sit still

(DPTRWD_6)

UDTRWDSITST Len : 2 COULDN'T SIT STILL - TRN WITHDRAWAL SYMPTOM PST 12 MOS

| | Freq | Pct |
|--|-------|-------|
| 1 = Yes..... | 259 | 0.45 |
| 2 = No..... | 5466 | 9.42 |
| 83 = DID NOT USE TRANQUILIZERS PST 12 MOS Log assn | 172 | 0.30 |
| 85 = BAD DATA LOGICALLY ASSIGNED..... | 20 | 0.03 |
| 91 = NEVER USED TRANQUILIZERS..... | 47298 | 81.50 |
| 93 = DID NOT USE TRANQUILIZERS IN THE PAST 12 MOS..... | 4436 | 7.64 |
| 94 = DON'T KNOW..... | 14 | 0.02 |
| 97 = REFUSED | 6 | 0.01 |
| 98 = BLANK (NO ANSWER) | 363 | 0.63 |

Feeling anxious

(DPTRWD_7)

UDTRWDFLANX Len : 2 FEELING ANXIOUS - TRN WITHDRAWAL SYMPTOM PST 12 MOS

| | Freq | Pct |
|--|-------|-------|
| 1 = Yes..... | 574 | 0.99 |
| 2 = No..... | 5149 | 8.87 |
| 83 = DID NOT USE TRANQUILIZERS PST 12 MOS Log assn | 172 | 0.30 |
| 85 = BAD DATA LOGICALLY ASSIGNED..... | 20 | 0.03 |
| 91 = NEVER USED TRANQUILIZERS..... | 47298 | 81.50 |
| 93 = DID NOT USE TRANQUILIZERS IN THE PAST 12 MOS..... | 4436 | 7.64 |
| 94 = DON'T KNOW..... | 15 | 0.03 |
| 97 = REFUSED | 7 | 0.01 |
| 98 = BLANK (NO ANSWER) | 363 | 0.63 |

SUBSTANCE USE DISORDER

During the past 12 months, did you use any prescription tranquilizers or other drugs to get over or avoid having prescription tranquilizer withdrawal symptoms?

(DPTROVER)

UDTRAVOIDWD Len : 2 USE TRN TO GET OVER/AVOID TRN WITHDRAWAL IN PST 12 MOS

| | Freq | Pct |
|--|-------|-------|
| 1 = Yes..... | 70 | 0.12 |
| 2 = No..... | 5659 | 9.75 |
| 83 = DID NOT USE TRANQUILIZERS PST 12 MOS Log assn | 172 | 0.30 |
| 85 = BAD DATA LOGICALLY ASSIGNED..... | 20 | 0.03 |
| 91 = NEVER USED TRANQUILIZERS..... | 47298 | 81.50 |
| 93 = DID NOT USE TRANQUILIZERS IN THE PAST 12 MOS..... | 4436 | 7.64 |
| 94 = DON'T KNOW | 8 | 0.01 |
| 97 = REFUSED | 6 | 0.01 |
| 98 = BLANK (NO ANSWER) | 365 | 0.63 |

Which of the following did you use to get over or avoid having prescription tranquilizer withdrawal symptoms during the past 12 months?

Prescription tranquilizers, sedatives, downers, or sleeping pills

(DPTRUSE_1)

UDTRAVWSVTR Len : 2 USED TRN/SED TO GET OVER/AVOID TRN WITHDRWL IN PST 12 MOS

| | Freq | Pct |
|--|-------|-------|
| 1 = Yes..... | 46 | 0.08 |
| 2 = No..... | 23 | 0.04 |
| 83 = DID NOT USE TRANQUILIZERS PST 12 MOS Log assn | 172 | 0.30 |
| 85 = BAD DATA LOGICALLY ASSIGNED..... | 5 | 0.01 |
| 91 = NEVER USED TRANQUILIZERS..... | 47298 | 81.50 |
| 93 = DID NOT USE TRANQUILIZERS IN THE PAST 12 MOS..... | 4436 | 7.64 |
| 97 = REFUSED | 7 | 0.01 |
| 98 = BLANK (NO ANSWER) | 388 | 0.67 |
| 99 = LEGITIMATE SKIP..... | 5659 | 9.75 |

Alcohol

(DPTRUSE_2)

UDTRAVWALCO Len : 2 USED ALC TO GET OVER/AVOID TRN WITHDRAWAL IN PST 12 MOS

| | Freq | Pct |
|--|-------|-------|
| 1 = Yes..... | 24 | 0.04 |
| 2 = No..... | 45 | 0.08 |
| 83 = DID NOT USE TRANQUILIZERS PST 12 MOS Log assn | 172 | 0.30 |
| 85 = BAD DATA LOGICALLY ASSIGNED..... | 5 | 0.01 |
| 91 = NEVER USED TRANQUILIZERS..... | 47298 | 81.50 |
| 93 = DID NOT USE TRANQUILIZERS IN THE PAST 12 MOS..... | 4436 | 7.64 |
| 97 = REFUSED | 7 | 0.01 |
| 98 = BLANK (NO ANSWER) | 388 | 0.67 |
| 99 = LEGITIMATE SKIP..... | 5659 | 9.75 |

Something else

(DPTRUSE_3)

UDTRAVWOTHTR Len : 2 USED SOMETHING ELSE TO GET OVR/AVD TRN WTHDRWAL PST 12 MOS

| | Freq | Pct |
|--|-------|-------|
| 1 = Yes..... | 33 | 0.06 |
| 2 = No..... | 36 | 0.06 |
| 83 = DID NOT USE TRANQUILIZERS PST 12 MOS Log assn | 172 | 0.30 |
| 85 = BAD DATA LOGICALLY ASSIGNED..... | 5 | 0.01 |
| 91 = NEVER USED TRANQUILIZERS..... | 47298 | 81.50 |
| 93 = DID NOT USE TRANQUILIZERS IN THE PAST 12 MOS..... | 4436 | 7.64 |
| 97 = REFUSED | 7 | 0.01 |
| 98 = BLANK (NO ANSWER) | 388 | 0.67 |
| 99 = LEGITIMATE SKIP..... | 5659 | 9.75 |

SUBSTANCE USE DISORDER

Think about your use of prescription stimulants during the past 12 months as you answer these next questions.

During the past 12 months, did you spend a great deal of your time using any prescription stimulants, feeling their effects, or getting over the effects of any prescription stimulants?

(DPSTFEEL)

UDSTTIMEUSE

Len : 2 SPENT GREAT DEAL OF TIME USING/FEEL EFF OF STM PST 12 MOS

| | Freq | Pct |
|---|-------|-------|
| 1 = Yes..... | 579 | 1.00 |
| 2 = No..... | 3524 | 6.07 |
| 83 = DID NOT USE STIMULANTS PST 12 MOS Log assn | 102 | 0.18 |
| 85 = BAD DATA LOGICALLY ASSIGNED..... | 8 | 0.01 |
| 91 = NEVER USED STIMULANTS..... | 50251 | 86.59 |
| 93 = DID NOT USE STIMULANTS IN THE PAST 12 MOS..... | 3154 | 5.43 |
| 94 = DON'T KNOW..... | 28 | 0.05 |
| 97 = REFUSED..... | 10 | 0.02 |
| 98 = BLANK (NO ANSWER)..... | 378 | 0.65 |

During the past 12 months, did you spend a great deal of your time getting or trying to get any prescription stimulants?

(DPSTGET)

UDSTTIMEGET

Len : 2 SPENT GREAT DEAL TIME TRY TO GET/GETTING STM IN PST 12 MOS

| | Freq | Pct |
|---|-------|-------|
| 1 = Yes..... | 33 | 0.06 |
| 2 = No..... | 3510 | 6.05 |
| 83 = DID NOT USE STIMULANTS PST 12 MOS Log assn | 102 | 0.18 |
| 85 = BAD DATA LOGICALLY ASSIGNED..... | 5 | 0.01 |
| 91 = NEVER USED STIMULANTS..... | 50251 | 86.59 |
| 93 = DID NOT USE STIMULANTS IN THE PAST 12 MOS..... | 3154 | 5.43 |
| 94 = DON'T KNOW..... | 10 | 0.02 |
| 97 = REFUSED..... | 9 | 0.02 |
| 98 = BLANK (NO ANSWER)..... | 381 | 0.66 |
| 99 = LEGITIMATE SKIP..... | 579 | 1.00 |

During the past 12 months, were there many times when you ended up using any prescription stimulants in larger amounts or for a longer time than you meant to?

(DPSTLRGR)

UDSTLRGAMTS

Len : 2 USE STM LARGER AMTS OR LONGER TIME THAN MEANT TO PST 12 MOS

| | Freq | Pct |
|---|-------|-------|
| 1 = Yes..... | 172 | 0.30 |
| 2 = No..... | 3957 | 6.82 |
| 83 = DID NOT USE STIMULANTS PST 12 MOS Log assn | 102 | 0.18 |
| 85 = BAD DATA LOGICALLY ASSIGNED..... | 8 | 0.01 |
| 91 = NEVER USED STIMULANTS..... | 50251 | 86.59 |
| 93 = DID NOT USE STIMULANTS IN THE PAST 12 MOS..... | 3154 | 5.43 |
| 94 = DON'T KNOW..... | 4 | 0.01 |
| 97 = REFUSED..... | 8 | 0.01 |
| 98 = BLANK (NO ANSWER)..... | 378 | 0.65 |

During the past 12 months, were there times when you wanted to use any prescription stimulants so badly that you couldn't think of anything else?

(DPSTBDLY)

UDSTWANTBAD

Len : 2 WANTED TO USE STM SO BADLY IN PAST 12 MOS

| | Freq | Pct |
|---|-------|-------|
| 1 = Yes..... | 119 | 0.21 |
| 2 = No..... | 4008 | 6.91 |
| 83 = DID NOT USE STIMULANTS PST 12 MOS Log assn | 102 | 0.18 |
| 85 = BAD DATA LOGICALLY ASSIGNED..... | 8 | 0.01 |
| 91 = NEVER USED STIMULANTS..... | 50251 | 86.59 |
| 93 = DID NOT USE STIMULANTS IN THE PAST 12 MOS..... | 3154 | 5.43 |
| 94 = DON'T KNOW..... | 5 | 0.01 |
| 97 = REFUSED..... | 9 | 0.02 |
| 98 = BLANK (NO ANSWER)..... | 378 | 0.65 |

SUBSTANCE USE DISORDER

During the past 12 months, were there times when you had a strong urge to use any prescription stimulants?

(DPSTURGE)

UDSTSTRURGE Len : 2 STRONG URGE TO USE STM IN PAST 12 MOS

| | Freq | Pct |
|---|-------|-------|
| 1 = Yes..... | 235 | 0.40 |
| 2 = No..... | 3774 | 6.50 |
| 83 = DID NOT USE STIMULANTS PST 12 MOS Log assn | 102 | 0.18 |
| 85 = BAD DATA LOGICALLY ASSIGNED..... | 5 | 0.01 |
| 91 = NEVER USED STIMULANTS..... | 50251 | 86.59 |
| 93 = DID NOT USE STIMULANTS IN THE PAST 12 MOS..... | 3154 | 5.43 |
| 94 = DON'T KNOW..... | 6 | 0.01 |
| 97 = REFUSED | 7 | 0.01 |
| 98 = BLANK (NO ANSWER) | 381 | 0.66 |
| 99 = LEGITIMATE SKIP..... | 119 | 0.21 |

Do you need to use a lot more of any prescription stimulants than you used to in order to get the feeling you want?

(DPSTMORE)

UDSTNEEDMOR Len : 2 NEEDED A LOT MORE STM TO GET FEELING YOU WANT

| | Freq | Pct |
|---|-------|-------|
| 1 = Yes..... | 183 | 0.32 |
| 2 = No..... | 3932 | 6.78 |
| 83 = DID NOT USE STIMULANTS PST 12 MOS Log assn | 102 | 0.18 |
| 85 = BAD DATA LOGICALLY ASSIGNED..... | 8 | 0.01 |
| 91 = NEVER USED STIMULANTS..... | 50251 | 86.59 |
| 93 = DID NOT USE STIMULANTS IN THE PAST 12 MOS..... | 3154 | 5.43 |
| 94 = DON'T KNOW..... | 14 | 0.02 |
| 97 = REFUSED | 11 | 0.02 |
| 98 = BLANK (NO ANSWER) | 379 | 0.65 |

Does using the same amount of any prescription stimulants have much less effect on you than it used to?

(DPSTLESS)

UDSTLESSEFF Len : 2 SAME AMT STM HAS LESS EFFECT THAN IT USED TO

| | Freq | Pct |
|---|-------|-------|
| 1 = Yes..... | 224 | 0.39 |
| 2 = No..... | 3684 | 6.35 |
| 83 = DID NOT USE STIMULANTS PST 12 MOS Log assn | 102 | 0.18 |
| 85 = BAD DATA LOGICALLY ASSIGNED..... | 5 | 0.01 |
| 91 = NEVER USED STIMULANTS..... | 50251 | 86.59 |
| 93 = DID NOT USE STIMULANTS IN THE PAST 12 MOS..... | 3154 | 5.43 |
| 94 = DON'T KNOW..... | 38 | 0.07 |
| 97 = REFUSED | 9 | 0.02 |
| 98 = BLANK (NO ANSWER) | 384 | 0.66 |
| 99 = LEGITIMATE SKIP..... | 183 | 0.32 |

During the past 12 months, did you try to cut down or try to stop using any prescription stimulants?

(DPSTSTOP)

UDSTTRYSTOP Len : 2 TRY TO CUT DOWN/STOP STM USE IN PAST 12 MOS

| | Freq | Pct |
|---|-------|-------|
| 1 = Yes..... | 543 | 0.94 |
| 2 = No..... | 3562 | 6.14 |
| 83 = DID NOT USE STIMULANTS PST 12 MOS Log assn | 102 | 0.18 |
| 85 = BAD DATA LOGICALLY ASSIGNED..... | 8 | 0.01 |
| 91 = NEVER USED STIMULANTS..... | 50251 | 86.59 |
| 93 = DID NOT USE STIMULANTS IN THE PAST 12 MOS..... | 3154 | 5.43 |
| 94 = DON'T KNOW..... | 17 | 0.03 |
| 97 = REFUSED | 16 | 0.03 |
| 98 = BLANK (NO ANSWER) | 381 | 0.66 |

SUBSTANCE USE DISORDER

Some people who use prescription stimulants try to cut down or stop but find they can't. Was there more than one time in the past 12 months when you tried but were unable to cut down or stop using any prescription stimulants?

(DPSTCANT)

UDSTNOTSTOP Len : 2 UNABLE TO CUT/STOP STM USE MORE THAN ONE TIME PAST 12 MOS

| | Freq | Pct |
|---|-------|-------|
| 1 = Yes..... | 112 | 0.19 |
| 2 = No..... | 428 | 0.74 |
| 83 = DID NOT USE STIMULANTS PST 12 MOS Log assn | 102 | 0.18 |
| 85 = BAD DATA LOGICALLY ASSIGNED..... | 3 | 0.01 |
| 91 = NEVER USED STIMULANTS..... | 50251 | 86.59 |
| 93 = DID NOT USE STIMULANTS IN THE PAST 12 MOS..... | 3154 | 5.43 |
| 94 = DON'T KNOW..... | 3 | 0.01 |
| 97 = REFUSED..... | 16 | 0.03 |
| 98 = BLANK (NO ANSWER)..... | 403 | 0.69 |
| 99 = LEGITIMATE SKIP..... | 3562 | 6.14 |

In the past 12 months, did you often wish that you could cut down or stop using any prescription stimulants?

(DPSTWISH)

UDSTWSHSTOP Len : 2 OFTEN WISH CUT DOWN OR STOP STM USE PAST 12 MOS

| | Freq | Pct |
|---|-------|-------|
| 1 = Yes..... | 153 | 0.26 |
| 2 = No..... | 3414 | 5.88 |
| 83 = DID NOT USE STIMULANTS PST 12 MOS Log assn | 102 | 0.18 |
| 85 = BAD DATA LOGICALLY ASSIGNED..... | 5 | 0.01 |
| 91 = NEVER USED STIMULANTS..... | 50251 | 86.59 |
| 93 = DID NOT USE STIMULANTS IN THE PAST 12 MOS..... | 3154 | 5.43 |
| 94 = DON'T KNOW..... | 19 | 0.03 |
| 97 = REFUSED..... | 9 | 0.02 |
| 98 = BLANK (NO ANSWER)..... | 384 | 0.66 |
| 99 = LEGITIMATE SKIP..... | 543 | 0.94 |

During the past 12 months, did you have any long-lasting or repeated physical health problems that were caused or made worse by using a prescription stimulant?

(DPSTPHYS)

UDSTHLTHPRB Len : 2 ANY LONG-LASTING PHYS PRBS CAUSED/WORSND BY STM PST 12 MOS

| | Freq | Pct |
|---|-------|-------|
| 1 = Yes..... | 115 | 0.20 |
| 2 = No..... | 4000 | 6.89 |
| 83 = DID NOT USE STIMULANTS PST 12 MOS Log assn | 102 | 0.18 |
| 85 = BAD DATA LOGICALLY ASSIGNED..... | 8 | 0.01 |
| 91 = NEVER USED STIMULANTS..... | 50251 | 86.59 |
| 93 = DID NOT USE STIMULANTS IN THE PAST 12 MOS..... | 3154 | 5.43 |
| 94 = DON'T KNOW..... | 16 | 0.03 |
| 97 = REFUSED..... | 7 | 0.01 |
| 98 = BLANK (NO ANSWER)..... | 381 | 0.66 |

Did you continue to use any prescription stimulants even though they were causing long-lasting or repeated physical health problems or making your physical health problems worse?

(DPSTPCNT)

UDSTHLTHCTD Len : 2 CONTD TO USE STM DESPITE STM CAUSE/WORSEN PHYS PRBS

| | Freq | Pct |
|---|-------|-------|
| 1 = Yes..... | 75 | 0.13 |
| 2 = No..... | 40 | 0.07 |
| 83 = DID NOT USE STIMULANTS PST 12 MOS Log assn | 102 | 0.18 |
| 85 = BAD DATA LOGICALLY ASSIGNED..... | 3 | 0.01 |
| 91 = NEVER USED STIMULANTS..... | 50251 | 86.59 |
| 93 = DID NOT USE STIMULANTS IN THE PAST 12 MOS..... | 3154 | 5.43 |
| 97 = REFUSED..... | 7 | 0.01 |
| 98 = BLANK (NO ANSWER)..... | 402 | 0.69 |
| 99 = LEGITIMATE SKIP..... | 4000 | 6.89 |

SUBSTANCE USE DISORDER

During the past 12 months, did you have any long-lasting or repeated problems with emotions or mental health that were caused or made worse by using a prescription stimulant?

(DPSTMNTL)

UDSTMNTLPRB Len : 2 ANY EMOT/MNTL HLTH PRBS CAUSED/WORSND BY STM PAST 12 MOS

| | Freq | Pct |
|---|-------|-------|
| 1 = Yes..... | 155 | 0.27 |
| 2 = No..... | 3883 | 6.69 |
| 83 = DID NOT USE STIMULANTS PST 12 MOS Log assn | 102 | 0.18 |
| 85 = BAD DATA LOGICALLY ASSIGNED..... | 5 | 0.01 |
| 91 = NEVER USED STIMULANTS..... | 50251 | 86.59 |
| 93 = DID NOT USE STIMULANTS IN THE PAST 12 MOS..... | 3154 | 5.43 |
| 94 = DON'T KNOW..... | 16 | 0.03 |
| 97 = REFUSED..... | 9 | 0.02 |
| 98 = BLANK (NO ANSWER)..... | 384 | 0.66 |
| 99 = LEGITIMATE SKIP..... | 75 | 0.13 |

Did you continue to use any prescription stimulants even though they were causing long-lasting or repeated problems with your emotions or mental health or making your emotions or mental health worse?

(DPSTMCNT)

UDSTMNTLCTD Len : 2 CONTD STM USE DESPITE STM CSE/WRSN EMOT/MNTL HLTH PRBS

| | Freq | Pct |
|---|-------|-------|
| 1 = Yes..... | 94 | 0.16 |
| 2 = No..... | 61 | 0.11 |
| 83 = DID NOT USE STIMULANTS PST 12 MOS Log assn | 102 | 0.18 |
| 91 = NEVER USED STIMULANTS..... | 50251 | 86.59 |
| 93 = DID NOT USE STIMULANTS IN THE PAST 12 MOS..... | 3154 | 5.43 |
| 97 = REFUSED..... | 9 | 0.02 |
| 98 = BLANK (NO ANSWER)..... | 405 | 0.70 |
| 99 = LEGITIMATE SKIP..... | 3958 | 6.82 |

This question is about important activities such as:

- Spending time with friends and family
- Attending special events at work or school
- Participating in hobbies and sports
- Attending religious services and events

During the past 12 months, did you give up or spend a lot less time doing any of these types of important activities because of your use of any prescription stimulants?

(DPSTACTV)

UDSTSTOPACT Len : 2 LESS ACTIVITIES B/C OF STM USE PAST 12 MOS

| | Freq | Pct |
|---|-------|-------|
| 1 = Yes..... | 120 | 0.21 |
| 2 = No..... | 4001 | 6.89 |
| 83 = DID NOT USE STIMULANTS PST 12 MOS Log assn | 102 | 0.18 |
| 85 = BAD DATA LOGICALLY ASSIGNED..... | 8 | 0.01 |
| 91 = NEVER USED STIMULANTS..... | 50251 | 86.59 |
| 93 = DID NOT USE STIMULANTS IN THE PAST 12 MOS..... | 3154 | 5.43 |
| 94 = DON'T KNOW..... | 9 | 0.02 |
| 97 = REFUSED..... | 8 | 0.01 |
| 98 = BLANK (NO ANSWER)..... | 381 | 0.66 |

SUBSTANCE USE DISORDER

Sometimes people who use prescription stimulants have serious problems at work, school, or home—such as:

- missing a lot of work or school
- getting demoted, having your hours cut, or losing a job
- not being able to get a job or keep a job
- getting suspended, expelled, or dropping out of school
- failing to take care of family

During the past 12 months, did you have any serious problems like these at work, school, or home because of your use of any prescription stimulants?

(DPSTSERI)

UDSTWORKPRB Len : 2 STM CAUSE SERIOUS PRBS AT HOME/WORK/SCH PST 12 MOS

| | Freq | Pct |
|---|-------------|------------|
| 1 = Yes..... | 83 | 0.14 |
| 2 = No..... | 4039 | 6.96 |
| 83 = DID NOT USE STIMULANTS PST 12 MOS Log assn | 102 | 0.18 |
| 85 = BAD DATA LOGICALLY ASSIGNED..... | 8 | 0.01 |
| 91 = NEVER USED STIMULANTS..... | 50251 | 86.59 |
| 93 = DID NOT USE STIMULANTS IN THE PAST 12 MOS..... | 3154 | 5.43 |
| 94 = DON'T KNOW..... | 7 | 0.01 |
| 97 = REFUSED | 9 | 0.02 |
| 98 = BLANK (NO ANSWER) | 381 | 0.66 |

During the past 12 months, did you often have arguments or other problems with family or friends that were caused or made worse by your use of a prescription stimulant?

(DPSTARGU)

UDSTFMLYPRB Len : 2 STM CAUSE ARGUMENTS/PROBS W/FAMILY/FRIENDS PST 12 MOS

| | Freq | Pct |
|---|-------------|------------|
| 1 = Yes..... | 107 | 0.18 |
| 2 = No..... | 4018 | 6.92 |
| 83 = DID NOT USE STIMULANTS PST 12 MOS Log assn | 102 | 0.18 |
| 85 = BAD DATA LOGICALLY ASSIGNED..... | 8 | 0.01 |
| 91 = NEVER USED STIMULANTS..... | 50251 | 86.59 |
| 93 = DID NOT USE STIMULANTS IN THE PAST 12 MOS..... | 3154 | 5.43 |
| 94 = DON'T KNOW..... | 5 | 0.01 |
| 97 = REFUSED | 8 | 0.01 |
| 98 = BLANK (NO ANSWER) | 381 | 0.66 |

Did you continue to use any prescription stimulants even though they often caused arguments or problems with family or friends?

(DPSTACNT)

UDSTFMLYCTD Len : 2 CONTD STM DESPITE STM CAUSE ARGUMENTS W/FAM/FRNDS

| | Freq | Pct |
|---|-------------|------------|
| 1 = Yes..... | 81 | 0.14 |
| 2 = No..... | 26 | 0.04 |
| 83 = DID NOT USE STIMULANTS PST 12 MOS Log assn | 102 | 0.18 |
| 85 = BAD DATA LOGICALLY ASSIGNED..... | 3 | 0.01 |
| 91 = NEVER USED STIMULANTS..... | 50251 | 86.59 |
| 93 = DID NOT USE STIMULANTS IN THE PAST 12 MOS..... | 3154 | 5.43 |
| 97 = REFUSED | 8 | 0.01 |
| 98 = BLANK (NO ANSWER) | 391 | 0.67 |
| 99 = LEGITIMATE SKIP..... | 4018 | 6.92 |

SUBSTANCE USE DISORDER

During the past 12 months, did you repeatedly get into situations where using a prescription stimulant increased your chances of getting physically hurt?

(DPSTHURT)

UDSTGETHURT Len : 2 STM INCREASED CHANCE GETTING HURT PST 12 MOS

| | Freq | Pct |
|---|-------|-------|
| 1 = Yes..... | 45 | 0.08 |
| 2 = No..... | 4076 | 7.02 |
| 83 = DID NOT USE STIMULANTS PST 12 MOS Log assn | 102 | 0.18 |
| 85 = BAD DATA LOGICALLY ASSIGNED..... | 8 | 0.01 |
| 91 = NEVER USED STIMULANTS..... | 50251 | 86.59 |
| 93 = DID NOT USE STIMULANTS IN THE PAST 12 MOS..... | 3154 | 5.43 |
| 94 = DON'T KNOW | 8 | 0.01 |
| 97 = REFUSED | 8 | 0.01 |
| 98 = BLANK (NO ANSWER) | 382 | 0.66 |

People may experience withdrawal symptoms when they use less or stop using prescription stimulants.

During the past 12 months, have you felt kind of blue or down after you used less or stopped using any prescription stimulants for a while?

(DPSTBLUE)

UDSTWDFLBLU Len : 2 FELT BLUE OR DOWN AFTER USING LESS OR STOPPING STM

| | Freq | Pct |
|---|-------|-------|
| 1 = Yes..... | 368 | 0.63 |
| 2 = No..... | 3746 | 6.45 |
| 83 = DID NOT USE STIMULANTS PST 12 MOS Log assn | 102 | 0.18 |
| 85 = BAD DATA LOGICALLY ASSIGNED..... | 8 | 0.01 |
| 91 = NEVER USED STIMULANTS..... | 50251 | 86.59 |
| 93 = DID NOT USE STIMULANTS IN THE PAST 12 MOS..... | 3154 | 5.43 |
| 94 = DON'T KNOW | 14 | 0.02 |
| 97 = REFUSED | 9 | 0.02 |
| 98 = BLANK (NO ANSWER) | 382 | 0.66 |

During the past 12 months, did you have the following withdrawal symptoms after you used less or stopped using prescription stimulants for a while?

Feeling tired or exhausted

(DPSTWD_1)

UDSTWDTIRED Len : 2 FEELING TIRED/EXHAUSTED - STM WITHDRAWAL SYMPTOM PST 12 MOS

| | Freq | Pct |
|---|-------|-------|
| 1 = Yes..... | 323 | 0.56 |
| 2 = No..... | 44 | 0.08 |
| 83 = DID NOT USE STIMULANTS PST 12 MOS Log assn | 102 | 0.18 |
| 85 = BAD DATA LOGICALLY ASSIGNED..... | 3 | 0.01 |
| 91 = NEVER USED STIMULANTS..... | 50251 | 86.59 |
| 93 = DID NOT USE STIMULANTS IN THE PAST 12 MOS..... | 3154 | 5.43 |
| 97 = REFUSED | 10 | 0.02 |
| 98 = BLANK (NO ANSWER) | 401 | 0.69 |
| 99 = LEGITIMATE SKIP..... | 3746 | 6.45 |

Having bad dreams

(DPSTWD_2)

UDSTWDDREAM Len : 2 HAVING BAD DREAMS - STM WITHDRAWAL SYMPTOM PST 12 MOS

| | Freq | Pct |
|---|-------|-------|
| 1 = Yes..... | 114 | 0.20 |
| 2 = No..... | 252 | 0.43 |
| 83 = DID NOT USE STIMULANTS PST 12 MOS Log assn | 102 | 0.18 |
| 85 = BAD DATA LOGICALLY ASSIGNED..... | 3 | 0.01 |
| 91 = NEVER USED STIMULANTS..... | 50251 | 86.59 |
| 93 = DID NOT USE STIMULANTS IN THE PAST 12 MOS..... | 3154 | 5.43 |
| 94 = DON'T KNOW | 1 | 0.00 |
| 97 = REFUSED | 10 | 0.02 |
| 98 = BLANK (NO ANSWER) | 401 | 0.69 |
| 99 = LEGITIMATE SKIP..... | 3746 | 6.45 |

SUBSTANCE USE DISORDER

Having trouble sleeping or sleeping more than you normally do

(DPSTWD_3)

UDSTWDSLEEP Len : 2 TROUBLE/MORE SLEEPING - STM WITHDRAWAL SYMPTOM PST 12 MOS

| | Freq | Pct |
|---|-------|-------|
| 1 = Yes..... | 259 | 0.45 |
| 2 = No..... | 108 | 0.19 |
| 83 = DID NOT USE STIMULANTS PST 12 MOS Log assn | 102 | 0.18 |
| 85 = BAD DATA LOGICALLY ASSIGNED..... | 3 | 0.01 |
| 91 = NEVER USED STIMULANTS..... | 50251 | 86.59 |
| 93 = DID NOT USE STIMULANTS IN THE PAST 12 MOS..... | 3154 | 5.43 |
| 97 = REFUSED | 10 | 0.02 |
| 98 = BLANK (NO ANSWER) | 401 | 0.69 |
| 99 = LEGITIMATE SKIP..... | 3746 | 6.45 |

Feeling hungry more often

(DPSTWD_4)

UDSTWDHNGRY Len : 2 FEELING HUNGRY - STM WITHDRAWAL SYMPTOM PST 12 MOS

| | Freq | Pct |
|---|-------|-------|
| 1 = Yes..... | 204 | 0.35 |
| 2 = No..... | 163 | 0.28 |
| 83 = DID NOT USE STIMULANTS PST 12 MOS Log assn | 102 | 0.18 |
| 85 = BAD DATA LOGICALLY ASSIGNED..... | 3 | 0.01 |
| 91 = NEVER USED STIMULANTS..... | 50251 | 86.59 |
| 93 = DID NOT USE STIMULANTS IN THE PAST 12 MOS..... | 3154 | 5.43 |
| 97 = REFUSED | 10 | 0.02 |
| 98 = BLANK (NO ANSWER) | 401 | 0.69 |
| 99 = LEGITIMATE SKIP..... | 3746 | 6.45 |

Feeling either very slowed down or like you couldn't sit still

(DPSTWD_5)

UDSTWDSITST Len : 2 FEELING SLOWED DOWN/ - STM W/DRAWL SYMPTOM PST 12 MOS

| | Freq | Pct |
|---|-------|-------|
| 1 = Yes..... | 261 | 0.45 |
| 2 = No..... | 105 | 0.18 |
| 83 = DID NOT USE STIMULANTS PST 12 MOS Log assn | 102 | 0.18 |
| 85 = BAD DATA LOGICALLY ASSIGNED..... | 3 | 0.01 |
| 91 = NEVER USED STIMULANTS..... | 50251 | 86.59 |
| 93 = DID NOT USE STIMULANTS IN THE PAST 12 MOS..... | 3154 | 5.43 |
| 94 = DON'T KNOW | 1 | 0.00 |
| 97 = REFUSED | 10 | 0.02 |
| 98 = BLANK (NO ANSWER) | 401 | 0.69 |
| 99 = LEGITIMATE SKIP..... | 3746 | 6.45 |

During the past 12 months, did you use any prescription stimulants or other drugs to get over or avoid having prescription stimulant withdrawal symptoms?

(DPSTOVER)

UDSTAVOIDWD Len : 2 USE STM TO GET OVER/AVOID STM WITHDRAWAL IN PST 12 MOS

| | Freq | Pct |
|---|-------|-------|
| 1 = Yes..... | 80 | 0.14 |
| 2 = No..... | 4043 | 6.97 |
| 83 = DID NOT USE STIMULANTS PST 12 MOS Log assn | 102 | 0.18 |
| 85 = BAD DATA LOGICALLY ASSIGNED..... | 8 | 0.01 |
| 91 = NEVER USED STIMULANTS..... | 50251 | 86.59 |
| 93 = DID NOT USE STIMULANTS IN THE PAST 12 MOS..... | 3154 | 5.43 |
| 94 = DON'T KNOW | 7 | 0.01 |
| 97 = REFUSED | 7 | 0.01 |
| 98 = BLANK (NO ANSWER) | 382 | 0.66 |

SUBSTANCE USE DISORDER

Which of the following did you use to get over or avoid having prescription stimulant withdrawal symptoms during the past 12 months?

Prescription stimulants or uppers

(DPSTUSE_1)

UDSTAVWSTIM Len : 2 USED STM TO GET OVER/AVOID STM WITHDRAWAL IN PST 12 MOS

| | Freq | Pct |
|---|-------|-------|
| 1 = Yes..... | 42 | 0.07 |
| 2 = No..... | 37 | 0.06 |
| 83 = DID NOT USE STIMULANTS PST 12 MOS Log assn | 102 | 0.18 |
| 85 = BAD DATA LOGICALLY ASSIGNED..... | 3 | 0.01 |
| 91 = NEVER USED STIMULANTS..... | 50251 | 86.59 |
| 93 = DID NOT USE STIMULANTS IN THE PAST 12 MOS..... | 3154 | 5.43 |
| 97 = REFUSED | 8 | 0.01 |
| 98 = BLANK (NO ANSWER) | 394 | 0.68 |
| 99 = LEGITIMATE SKIP..... | 4043 | 6.97 |

Cocaine or crack

(DPSTUSE_2)

UDSTAVWCOCN Len : 2 USED COC/CRK TO GET OVER/AVOID STM WITHDRAWAL IN PST 12 MOS

| | Freq | Pct |
|---|-------|-------|
| 1 = Yes..... | 15 | 0.03 |
| 2 = No..... | 64 | 0.11 |
| 83 = DID NOT USE STIMULANTS PST 12 MOS Log assn | 102 | 0.18 |
| 85 = BAD DATA LOGICALLY ASSIGNED..... | 3 | 0.01 |
| 91 = NEVER USED STIMULANTS..... | 50251 | 86.59 |
| 93 = DID NOT USE STIMULANTS IN THE PAST 12 MOS..... | 3154 | 5.43 |
| 97 = REFUSED | 8 | 0.01 |
| 98 = BLANK (NO ANSWER) | 394 | 0.68 |
| 99 = LEGITIMATE SKIP..... | 4043 | 6.97 |

Methamphetamine

(DPSTUSE_3)

UDSTAVWMETH Len : 2 USED METH TO GET OVER/AVOID STM WITHDRAWAL IN PST 12 MOS

| | Freq | Pct |
|---|-------|-------|
| 1 = Yes..... | 17 | 0.03 |
| 2 = No..... | 62 | 0.11 |
| 83 = DID NOT USE STIMULANTS PST 12 MOS Log assn | 102 | 0.18 |
| 85 = BAD DATA LOGICALLY ASSIGNED..... | 3 | 0.01 |
| 91 = NEVER USED STIMULANTS..... | 50251 | 86.59 |
| 93 = DID NOT USE STIMULANTS IN THE PAST 12 MOS..... | 3154 | 5.43 |
| 94 = DON'T KNOW | 1 | 0.00 |
| 97 = REFUSED | 7 | 0.01 |
| 98 = BLANK (NO ANSWER) | 394 | 0.68 |
| 99 = LEGITIMATE SKIP..... | 4043 | 6.97 |

Something else

(DPSTUSE_4)

UDSTAVWOTHR Len : 2 USED SOMETHING ELSE TO GET OVR/AVD STM WITHDRAWAL PST 12 MOS

| | Freq | Pct |
|---|-------|-------|
| 1 = Yes..... | 37 | 0.06 |
| 2 = No..... | 42 | 0.07 |
| 83 = DID NOT USE STIMULANTS PST 12 MOS Log assn | 102 | 0.18 |
| 85 = BAD DATA LOGICALLY ASSIGNED..... | 3 | 0.01 |
| 91 = NEVER USED STIMULANTS..... | 50251 | 86.59 |
| 93 = DID NOT USE STIMULANTS IN THE PAST 12 MOS..... | 3154 | 5.43 |
| 97 = REFUSED | 8 | 0.01 |
| 98 = BLANK (NO ANSWER) | 394 | 0.68 |
| 99 = LEGITIMATE SKIP..... | 4043 | 6.97 |

SUBSTANCE USE DISORDER

Think about your use of prescription sedatives during the past 12 months as you answer these next questions.

During the past 12 months, did you spend a great deal of your time using any prescription sedatives, feeling their effects, or getting over the effects of any prescription sedatives?

(DPSVFEEL)

UDSVTIMEUSE

Len : 2 SPENT GREAT DEAL OF TIME USING/FEEL EFF OF SED PST 12 MOS

| | Freq | Pct |
|---|-------|-------|
| 1 = Yes..... | 115 | 0.20 |
| 2 = No..... | 2267 | 3.91 |
| 83 = DID NOT USE SEDATIVES PST 12 MOS Log assn..... | 156 | 0.27 |
| 85 = BAD DATA LOGICALLY ASSIGNED..... | 14 | 0.02 |
| 91 = NEVER USED SEDATIVES | 51835 | 89.32 |
| 93 = DID NOT USE SEDATIVES IN THE PAST 12 MOS | 3226 | 5.56 |
| 94 = DON'T KNOW | 6 | 0.01 |
| 97 = REFUSED | 5 | 0.01 |
| 98 = BLANK (NO ANSWER) | 410 | 0.71 |

During the past 12 months, did you spend a great deal of your time getting or trying to get any prescription sedatives?

(DPSVGET)

UDSVTIMEGET

Len : 2 SPENT GREAT DEAL TIME TRY TO GET/GETTING SED IN PST 12 MOS

| | Freq | Pct |
|---|-------|-------|
| 1 = Yes..... | 7 | 0.01 |
| 2 = No..... | 2260 | 3.89 |
| 83 = DID NOT USE SEDATIVES PST 12 MOS Log assn..... | 156 | 0.27 |
| 85 = BAD DATA LOGICALLY ASSIGNED..... | 12 | 0.02 |
| 91 = NEVER USED SEDATIVES | 51835 | 89.32 |
| 93 = DID NOT USE SEDATIVES IN THE PAST 12 MOS | 3226 | 5.56 |
| 94 = DON'T KNOW | 4 | 0.01 |
| 97 = REFUSED | 7 | 0.01 |
| 98 = BLANK (NO ANSWER) | 412 | 0.71 |
| 99 = LEGITIMATE SKIP..... | 115 | 0.20 |

During the past 12 months, were there many times when you ended up using any prescription sedatives in larger amounts or for a longer time than you meant to?

(DPSVLRGR)

UDSVLRGAMTS

Len : 2 USED SED LARGER AMTS OR LONGER TIME THAN MEANT TO PST 12 MOS

| | Freq | Pct |
|---|-------|-------|
| 1 = Yes..... | 67 | 0.12 |
| 2 = No..... | 2317 | 3.99 |
| 83 = DID NOT USE SEDATIVES PST 12 MOS Log assn..... | 156 | 0.27 |
| 85 = BAD DATA LOGICALLY ASSIGNED..... | 14 | 0.02 |
| 91 = NEVER USED SEDATIVES | 51835 | 89.32 |
| 93 = DID NOT USE SEDATIVES IN THE PAST 12 MOS | 3226 | 5.56 |
| 94 = DON'T KNOW | 4 | 0.01 |
| 97 = REFUSED | 4 | 0.01 |
| 98 = BLANK (NO ANSWER) | 411 | 0.71 |

During the past 12 months, were there times when you wanted to use any prescription sedatives so badly that you couldn't think of anything else?

(DPSVBDLY)

UDSVWANTBAD

Len : 2 WANTED TO USE SED SO BADLY IN PAST 12 MOS

| | Freq | Pct |
|---|-------|-------|
| 1 = Yes..... | 38 | 0.07 |
| 2 = No..... | 2347 | 4.04 |
| 83 = DID NOT USE SEDATIVES PST 12 MOS Log assn..... | 156 | 0.27 |
| 85 = BAD DATA LOGICALLY ASSIGNED..... | 14 | 0.02 |
| 91 = NEVER USED SEDATIVES | 51835 | 89.32 |
| 93 = DID NOT USE SEDATIVES IN THE PAST 12 MOS | 3226 | 5.56 |
| 94 = DON'T KNOW | 3 | 0.01 |
| 97 = REFUSED | 4 | 0.01 |
| 98 = BLANK (NO ANSWER) | 411 | 0.71 |

SUBSTANCE USE DISORDER

During the past 12 months, were there times when you had a strong urge to use any prescription sedatives?

(DPSVURGE)

| | | | | |
|--------------------|---------|---|-------------|------------|
| <u>UDSVSTRURGE</u> | Len : 2 | STRONG URGE TO USE SED IN PAST 12 MOS | | |
| | | | Freq | Pct |
| | | 1 = Yes..... | 111 | 0.19 |
| | | 2 = No..... | 2238 | 3.86 |
| | | 83 = DID NOT USE SEDATIVES PST 12 MOS Log assn..... | 156 | 0.27 |
| | | 85 = BAD DATA LOGICALLY ASSIGNED..... | 13 | 0.02 |
| | | 91 = NEVER USED SEDATIVES..... | 51835 | 89.32 |
| | | 93 = DID NOT USE SEDATIVES IN THE PAST 12 MOS..... | 3226 | 5.56 |
| | | 94 = DON'T KNOW..... | 2 | 0.00 |
| | | 97 = REFUSED..... | 3 | 0.01 |
| | | 98 = BLANK (NO ANSWER)..... | 412 | 0.71 |
| | | 99 = LEGITIMATE SKIP..... | 38 | 0.07 |

Do you need to use a lot more of any prescription sedatives than you used to in order to get the feeling you want?

(DPSVMORE)

| | | | | |
|--------------------|---------|---|-------------|------------|
| <u>UDSVNEEDMOR</u> | Len : 2 | NEEDED A LOT MORE SED TO GET FEELING YOU WANT | | |
| | | | Freq | Pct |
| | | 1 = Yes..... | 79 | 0.14 |
| | | 2 = No..... | 2304 | 3.97 |
| | | 83 = DID NOT USE SEDATIVES PST 12 MOS Log assn..... | 156 | 0.27 |
| | | 85 = BAD DATA LOGICALLY ASSIGNED..... | 14 | 0.02 |
| | | 91 = NEVER USED SEDATIVES..... | 51835 | 89.32 |
| | | 93 = DID NOT USE SEDATIVES IN THE PAST 12 MOS..... | 3226 | 5.56 |
| | | 94 = DON'T KNOW..... | 6 | 0.01 |
| | | 97 = REFUSED..... | 3 | 0.01 |
| | | 98 = BLANK (NO ANSWER)..... | 411 | 0.71 |

Does using the same amount of any prescription sedatives have much less effect on you than it used to?

(DPSVLESS)

| | | | | |
|--------------------|---------|---|-------------|------------|
| <u>UDSVLESSEFF</u> | Len : 2 | SAME AMT SED HAS LESS EFFECT THAN IT USED TO | | |
| | | | Freq | Pct |
| | | 1 = Yes..... | 104 | 0.18 |
| | | 2 = No..... | 2193 | 3.78 |
| | | 83 = DID NOT USE SEDATIVES PST 12 MOS Log assn..... | 156 | 0.27 |
| | | 85 = BAD DATA LOGICALLY ASSIGNED..... | 13 | 0.02 |
| | | 91 = NEVER USED SEDATIVES..... | 51835 | 89.32 |
| | | 93 = DID NOT USE SEDATIVES IN THE PAST 12 MOS..... | 3226 | 5.56 |
| | | 94 = DON'T KNOW..... | 13 | 0.02 |
| | | 97 = REFUSED..... | 3 | 0.01 |
| | | 98 = BLANK (NO ANSWER)..... | 412 | 0.71 |
| | | 99 = LEGITIMATE SKIP..... | 79 | 0.14 |

During the past 12 months, did you try to cut down or try to stop using any prescription sedatives?

(DPSVSTOP)

| | | | | |
|--------------------|---------|---|-------------|------------|
| <u>UDSVTRYSTOP</u> | Len : 2 | TRY TO CUT DOWN/STOP SED USE IN PAST 12 MOS | | |
| | | | Freq | Pct |
| | | 1 = Yes..... | 300 | 0.52 |
| | | 2 = No..... | 2076 | 3.58 |
| | | 83 = DID NOT USE SEDATIVES PST 12 MOS Log assn..... | 156 | 0.27 |
| | | 85 = BAD DATA LOGICALLY ASSIGNED..... | 14 | 0.02 |
| | | 91 = NEVER USED SEDATIVES..... | 51835 | 89.32 |
| | | 93 = DID NOT USE SEDATIVES IN THE PAST 12 MOS..... | 3226 | 5.56 |
| | | 94 = DON'T KNOW..... | 9 | 0.02 |
| | | 97 = REFUSED..... | 7 | 0.01 |
| | | 98 = BLANK (NO ANSWER)..... | 411 | 0.71 |

SUBSTANCE USE DISORDER

Some people who use prescription sedatives try to cut down or stop but find they can't. Was there more than one time in the past 12 months when you tried but were unable to cut down or stop using any prescription sedatives?

(DPSVCANT)

UDSVNOTSTOP

Len : 2 UNABLE TO CUT/STOP SED MORE THAN ONE TIME PAST 12 MOS

| | Freq | Pct |
|---|-------|-------|
| 1 = Yes..... | 69 | 0.12 |
| 2 = No..... | 229 | 0.39 |
| 83 = DID NOT USE SEDATIVES PST 12 MOS Log assn..... | 156 | 0.27 |
| 85 = BAD DATA LOGICALLY ASSIGNED..... | 1 | 0.00 |
| 91 = NEVER USED SEDATIVES | 51835 | 89.32 |
| 93 = DID NOT USE SEDATIVES IN THE PAST 12 MOS | 3226 | 5.56 |
| 94 = DON'T KNOW | 1 | 0.00 |
| 97 = REFUSED | 8 | 0.01 |
| 98 = BLANK (NO ANSWER) | 433 | 0.75 |
| 99 = LEGITIMATE SKIP..... | 2076 | 3.58 |

In the past 12 months, did you often wish that you could cut down or stop using any prescription sedatives?

(DPSVWISH)

UDSVWHSSTOP

Len : 2 OFTEN WISH CUT DOWN OR STOP SED USE PAST 12 MOS

| | Freq | Pct |
|---|-------|-------|
| 1 = Yes..... | 113 | 0.19 |
| 2 = No..... | 1958 | 3.37 |
| 83 = DID NOT USE SEDATIVES PST 12 MOS Log assn..... | 156 | 0.27 |
| 85 = BAD DATA LOGICALLY ASSIGNED..... | 13 | 0.02 |
| 91 = NEVER USED SEDATIVES | 51835 | 89.32 |
| 93 = DID NOT USE SEDATIVES IN THE PAST 12 MOS | 3226 | 5.56 |
| 94 = DON'T KNOW | 13 | 0.02 |
| 97 = REFUSED | 6 | 0.01 |
| 98 = BLANK (NO ANSWER) | 414 | 0.71 |
| 99 = LEGITIMATE SKIP..... | 300 | 0.52 |

During the past 12 months, did you have any long-lasting or repeated physical health problems that were caused or made worse by using a prescription sedative?

(DPSVPHYS)

UDSVHLTHPRB

Len : 2 ANY LONG-LASTING PHYS PRBS CAUSED/WORSND BY SED PST 12 MO

| | Freq | Pct |
|---|-------|-------|
| 1 = Yes..... | 44 | 0.08 |
| 2 = No..... | 2333 | 4.02 |
| 83 = DID NOT USE SEDATIVES PST 12 MOS Log assn..... | 156 | 0.27 |
| 85 = BAD DATA LOGICALLY ASSIGNED..... | 14 | 0.02 |
| 91 = NEVER USED SEDATIVES | 51835 | 89.32 |
| 93 = DID NOT USE SEDATIVES IN THE PAST 12 MOS | 3226 | 5.56 |
| 94 = DON'T KNOW | 8 | 0.01 |
| 97 = REFUSED | 4 | 0.01 |
| 98 = BLANK (NO ANSWER) | 414 | 0.71 |

Did you continue to use any prescription sedatives even though they were causing long-lasting or repeated physical health problems or making your physical health problems worse?

(DPSVPCNT)

UDSVHLTHCTD

Len : 2 CONTD TO USE SED DESPITE SED CAUSE/WORSEN PHYS PRBS

| | Freq | Pct |
|---|-------|-------|
| 1 = Yes..... | 21 | 0.04 |
| 2 = No..... | 23 | 0.04 |
| 83 = DID NOT USE SEDATIVES PST 12 MOS Log assn..... | 156 | 0.27 |
| 85 = BAD DATA LOGICALLY ASSIGNED..... | 1 | 0.00 |
| 91 = NEVER USED SEDATIVES | 51835 | 89.32 |
| 93 = DID NOT USE SEDATIVES IN THE PAST 12 MOS | 3226 | 5.56 |
| 97 = REFUSED | 4 | 0.01 |
| 98 = BLANK (NO ANSWER) | 435 | 0.75 |
| 99 = LEGITIMATE SKIP..... | 2333 | 4.02 |

SUBSTANCE USE DISORDER

During the past 12 months, did you have any long-lasting or repeated problems with emotions or mental health that were caused or made worse by using a prescription sedative?

(DPSVMNTL)

UDSVMNTLPRB Len : 2 ANY EMOT/MNTL HLTH PRBS CAUSED/WORSND BY SED PAST 12 MOS

| | Freq | Pct |
|---|-------|-------|
| 1 = Yes..... | 43 | 0.07 |
| 2 = No..... | 2316 | 3.99 |
| 83 = DID NOT USE SEDATIVES PST 12 MOS Log assn..... | 156 | 0.27 |
| 85 = BAD DATA LOGICALLY ASSIGNED..... | 13 | 0.02 |
| 91 = NEVER USED SEDATIVES | 51835 | 89.32 |
| 93 = DID NOT USE SEDATIVES IN THE PAST 12 MOS | 3226 | 5.56 |
| 94 = DON'T KNOW | 5 | 0.01 |
| 97 = REFUSED | 3 | 0.01 |
| 98 = BLANK (NO ANSWER) | 416 | 0.72 |
| 99 = LEGITIMATE SKIP..... | 21 | 0.04 |

Did you continue to use any prescription sedatives even though they were causing long-lasting or repeated problems with your emotions or mental health or making your emotions or mental health worse?

(DPSVMCNT)

UDSVMNTLCTD Len : 2 CONTD SED USE DESPITE SED CSE/WRSN EMOT/MNTL HLTH PRBS

| | Freq | Pct |
|---|-------|-------|
| 1 = Yes..... | 17 | 0.03 |
| 2 = No..... | 26 | 0.04 |
| 83 = DID NOT USE SEDATIVES PST 12 MOS Log assn..... | 156 | 0.27 |
| 85 = BAD DATA LOGICALLY ASSIGNED..... | 1 | 0.00 |
| 91 = NEVER USED SEDATIVES | 51835 | 89.32 |
| 93 = DID NOT USE SEDATIVES IN THE PAST 12 MOS | 3226 | 5.56 |
| 97 = REFUSED | 3 | 0.01 |
| 98 = BLANK (NO ANSWER) | 433 | 0.75 |
| 99 = LEGITIMATE SKIP..... | 2337 | 4.03 |

This question is about important activities such as:

- Spending time with friends and family
- Attending special events at work or school
- Participating in hobbies and sports
- Attending religious services and events

During the past 12 months, did you give up or spend a lot less time doing any of these types of important activities because of your use of any prescription sedatives?

(DPSVACTV)

UDSVSTOPACT Len : 2 LESS ACTIVITIES B/C OF SED USE PAST 12 MOS

| | Freq | Pct |
|---|-------|-------|
| 1 = Yes..... | 61 | 0.11 |
| 2 = No..... | 2316 | 3.99 |
| 83 = DID NOT USE SEDATIVES PST 12 MOS Log assn..... | 156 | 0.27 |
| 85 = BAD DATA LOGICALLY ASSIGNED..... | 14 | 0.02 |
| 91 = NEVER USED SEDATIVES | 51835 | 89.32 |
| 93 = DID NOT USE SEDATIVES IN THE PAST 12 MOS | 3226 | 5.56 |
| 94 = DON'T KNOW | 7 | 0.01 |
| 97 = REFUSED | 4 | 0.01 |
| 98 = BLANK (NO ANSWER) | 415 | 0.72 |

SUBSTANCE USE DISORDER

Sometimes people who use prescription sedatives have serious problems at work, school, or home—such as:

- missing a lot of work or school
- getting demoted, having your hours cut, or losing a job
- not being able to get a job or keep a job
- getting suspended, expelled, or dropping out of school
- failing to take care of family

During the past 12 months, did you have any serious problems like these at work, school, or home because of your use of any prescription sedatives?

(DPSVSERI)

UDSVWORKPRB Len : 2 SED CAUSE SERIOUS PRBS AT HOME/WORK/SCH PST 12 MOS

| | Freq | Pct |
|---|-------|-------|
| 1 = Yes..... | 49 | 0.08 |
| 2 = No..... | 2329 | 4.01 |
| 83 = DID NOT USE SEDATIVES PST 12 MOS Log assn..... | 156 | 0.27 |
| 85 = BAD DATA LOGICALLY ASSIGNED..... | 14 | 0.02 |
| 91 = NEVER USED SEDATIVES..... | 51835 | 89.32 |
| 93 = DID NOT USE SEDATIVES IN THE PAST 12 MOS..... | 3226 | 5.56 |
| 94 = DON'T KNOW..... | 6 | 0.01 |
| 97 = REFUSED..... | 4 | 0.01 |
| 98 = BLANK (NO ANSWER)..... | 415 | 0.72 |

During the past 12 months, did you often have arguments or other problems with family or friends that were caused or made worse by your use of a prescription sedative?

(DPSVARGU)

UDSVFMLYPRB Len : 2 SED CAUSE ARGUMENTS/PROBS W/FAMILY/FRIENDS PST 12 MOS

| | Freq | Pct |
|---|-------|-------|
| 1 = Yes..... | 46 | 0.08 |
| 2 = No..... | 2333 | 4.02 |
| 83 = DID NOT USE SEDATIVES PST 12 MOS Log assn..... | 156 | 0.27 |
| 85 = BAD DATA LOGICALLY ASSIGNED..... | 14 | 0.02 |
| 91 = NEVER USED SEDATIVES..... | 51835 | 89.32 |
| 93 = DID NOT USE SEDATIVES IN THE PAST 12 MOS..... | 3226 | 5.56 |
| 94 = DON'T KNOW..... | 3 | 0.01 |
| 97 = REFUSED..... | 5 | 0.01 |
| 98 = BLANK (NO ANSWER)..... | 416 | 0.72 |

Did you continue to use any prescription sedatives even though they often caused arguments or problems with family or friends?

(DPSVACNT)

UDSVFMLYCTD Len : 2 CONTD SED DESPITE SED CAUSE ARGUMENTS W/FAM/FRNDS

| | Freq | Pct |
|---|-------|-------|
| 1 = Yes..... | 32 | 0.06 |
| 2 = No..... | 13 | 0.02 |
| 83 = DID NOT USE SEDATIVES PST 12 MOS Log assn..... | 156 | 0.27 |
| 85 = BAD DATA LOGICALLY ASSIGNED..... | 2 | 0.00 |
| 91 = NEVER USED SEDATIVES..... | 51835 | 89.32 |
| 93 = DID NOT USE SEDATIVES IN THE PAST 12 MOS..... | 3226 | 5.56 |
| 94 = DON'T KNOW..... | 1 | 0.00 |
| 97 = REFUSED..... | 5 | 0.01 |
| 98 = BLANK (NO ANSWER)..... | 431 | 0.74 |
| 99 = LEGITIMATE SKIP..... | 2333 | 4.02 |

SUBSTANCE USE DISORDER

During the past 12 months, did you repeatedly get into situations where using a prescription sedative increased your chances of getting physically hurt?

(DPSVHURT)

UDSVGETHURT Len : 2 SED INCREASED CHANCE GETTING HURT PST 12 MOS

| | Freq | Pct |
|---|-------|-------|
| 1 = Yes..... | 40 | 0.07 |
| 2 = No..... | 2341 | 4.03 |
| 83 = DID NOT USE SEDATIVES PST 12 MOS Log assn..... | 156 | 0.27 |
| 85 = BAD DATA LOGICALLY ASSIGNED..... | 14 | 0.02 |
| 91 = NEVER USED SEDATIVES | 51835 | 89.32 |
| 93 = DID NOT USE SEDATIVES IN THE PAST 12 MOS | 3226 | 5.56 |
| 94 = DON'T KNOW | 4 | 0.01 |
| 97 = REFUSED | 2 | 0.00 |
| 98 = BLANK (NO ANSWER) | 416 | 0.72 |

People may experience withdrawal symptoms when they use less or stop using prescription sedatives.

During the past 12 months, did you have the following withdrawal symptoms after you used less or stopped using any prescription sedatives for a while?

Sweating or feeling that your heart was beating fast

(DPSVWD_1)

UDSVWDSWEAT Len : 2 SWEATY/FAST HEARTBEAT - SED WITHDRAWAL SYMPTOM PST 12 MOS

| | Freq | Pct |
|---|-------|-------|
| 1 = Yes..... | 89 | 0.15 |
| 2 = No..... | 2284 | 3.94 |
| 83 = DID NOT USE SEDATIVES PST 12 MOS Log assn..... | 156 | 0.27 |
| 85 = BAD DATA LOGICALLY ASSIGNED..... | 14 | 0.02 |
| 91 = NEVER USED SEDATIVES | 51835 | 89.32 |
| 93 = DID NOT USE SEDATIVES IN THE PAST 12 MOS | 3226 | 5.56 |
| 94 = DON'T KNOW | 9 | 0.02 |
| 97 = REFUSED | 4 | 0.01 |
| 98 = BLANK (NO ANSWER) | 417 | 0.72 |

Having your hands tremble

(DPSVWD_2)

UDSVWDTREMBL Len : 2 HANDS TREMBLE - SED WITHDRAWAL SYMPTOM PST 12 MOS

| | Freq | Pct |
|---|-------|-------|
| 1 = Yes..... | 92 | 0.16 |
| 2 = No..... | 2282 | 3.93 |
| 83 = DID NOT USE SEDATIVES PST 12 MOS Log assn..... | 156 | 0.27 |
| 85 = BAD DATA LOGICALLY ASSIGNED..... | 14 | 0.02 |
| 91 = NEVER USED SEDATIVES | 51835 | 89.32 |
| 93 = DID NOT USE SEDATIVES IN THE PAST 12 MOS | 3226 | 5.56 |
| 94 = DON'T KNOW | 7 | 0.01 |
| 97 = REFUSED | 5 | 0.01 |
| 98 = BLANK (NO ANSWER) | 417 | 0.72 |

Having trouble sleeping

(DPSVWD_3)

UDSVWDSLEEP Len : 2 TROUBLE SLEEPING - SED WITHDRAWAL SYMPTOM PST 12 MOS

| | Freq | Pct |
|---|-------|-------|
| 1 = Yes..... | 364 | 0.63 |
| 2 = No..... | 2011 | 3.47 |
| 83 = DID NOT USE SEDATIVES PST 12 MOS Log assn..... | 156 | 0.27 |
| 85 = BAD DATA LOGICALLY ASSIGNED..... | 14 | 0.02 |
| 91 = NEVER USED SEDATIVES | 51835 | 89.32 |
| 93 = DID NOT USE SEDATIVES IN THE PAST 12 MOS | 3226 | 5.56 |
| 94 = DON'T KNOW | 7 | 0.01 |
| 97 = REFUSED | 4 | 0.01 |
| 98 = BLANK (NO ANSWER) | 417 | 0.72 |

SUBSTANCE USE DISORDER

Vomiting or having an upset stomach

(DPSVWD_4)

UDSVWDVOMIT Len : 2 VOMITING/UPSET STOMACH - SED WITHDRAWAL SYMPTOM PST 12 MOS

| | Freq | Pct |
|---|-------|-------|
| 1 = Yes..... | 66 | 0.11 |
| 2 = No..... | 2311 | 3.98 |
| 83 = DID NOT USE SEDATIVES PST 12 MOS Log assn..... | 156 | 0.27 |
| 85 = BAD DATA LOGICALLY ASSIGNED..... | 14 | 0.02 |
| 91 = NEVER USED SEDATIVES..... | 51835 | 89.32 |
| 93 = DID NOT USE SEDATIVES IN THE PAST 12 MOS..... | 3226 | 5.56 |
| 94 = DON'T KNOW..... | 5 | 0.01 |
| 97 = REFUSED..... | 4 | 0.01 |
| 98 = BLANK (NO ANSWER)..... | 417 | 0.72 |

Seeing, hearing, or feeling things that weren't really there

(DPSVWD_5)

UDSVWDHALUC Len : 2 SEE/HEAR/FEEL THINGS - SED WITHDRAWAL SYMPTOM PST 12 MOS

| | Freq | Pct |
|---|-------|-------|
| 1 = Yes..... | 60 | 0.10 |
| 2 = No..... | 2317 | 3.99 |
| 83 = DID NOT USE SEDATIVES PST 12 MOS Log assn..... | 156 | 0.27 |
| 85 = BAD DATA LOGICALLY ASSIGNED..... | 14 | 0.02 |
| 91 = NEVER USED SEDATIVES..... | 51835 | 89.32 |
| 93 = DID NOT USE SEDATIVES IN THE PAST 12 MOS..... | 3226 | 5.56 |
| 94 = DON'T KNOW..... | 5 | 0.01 |
| 97 = REFUSED..... | 4 | 0.01 |
| 98 = BLANK (NO ANSWER)..... | 417 | 0.72 |

Feeling like you couldn't sit still

(DPSVWD_6)

UDSVWDSITST Len : 2 COULDN'T SIT STILL - SED WITHDRAWAL SYMPTOM PST 12 MOS

| | Freq | Pct |
|---|-------|-------|
| 1 = Yes..... | 99 | 0.17 |
| 2 = No..... | 2277 | 3.92 |
| 83 = DID NOT USE SEDATIVES PST 12 MOS Log assn..... | 156 | 0.27 |
| 85 = BAD DATA LOGICALLY ASSIGNED..... | 14 | 0.02 |
| 91 = NEVER USED SEDATIVES..... | 51835 | 89.32 |
| 93 = DID NOT USE SEDATIVES IN THE PAST 12 MOS..... | 3226 | 5.56 |
| 94 = DON'T KNOW..... | 6 | 0.01 |
| 97 = REFUSED..... | 4 | 0.01 |
| 98 = BLANK (NO ANSWER)..... | 417 | 0.72 |

Feeling anxious

(DPSVWD_7)

UDSVWDFLANX Len : 2 FEELING ANXIOUS - SED WITHDRAWAL SYMPTOM PST 12 MOS

| | Freq | Pct |
|---|-------|-------|
| 1 = Yes..... | 197 | 0.34 |
| 2 = No..... | 2178 | 3.75 |
| 83 = DID NOT USE SEDATIVES PST 12 MOS Log assn..... | 156 | 0.27 |
| 85 = BAD DATA LOGICALLY ASSIGNED..... | 14 | 0.02 |
| 91 = NEVER USED SEDATIVES..... | 51835 | 89.32 |
| 93 = DID NOT USE SEDATIVES IN THE PAST 12 MOS..... | 3226 | 5.56 |
| 94 = DON'T KNOW..... | 7 | 0.01 |
| 97 = REFUSED..... | 4 | 0.01 |
| 98 = BLANK (NO ANSWER)..... | 417 | 0.72 |

SUBSTANCE USE DISORDER

During the past 12 months, did you use any prescription sedatives or other drugs to get over or avoid having prescription sedative withdrawal symptoms?

(DPSVOWER)

UDSVAVOIDWD Len : 2 USE SED TO GET OVER/AVOID SED WITHDRAWAL IN PST 12 MOS

| | Freq | Pct |
|---|-------|-------|
| 1 = Yes..... | 35 | 0.06 |
| 2 = No..... | 2340 | 4.03 |
| 83 = DID NOT USE SEDATIVES PST 12 MOS Log assn..... | 156 | 0.27 |
| 85 = BAD DATA LOGICALLY ASSIGNED..... | 14 | 0.02 |
| 91 = NEVER USED SEDATIVES | 51835 | 89.32 |
| 93 = DID NOT USE SEDATIVES IN THE PAST 12 MOS | 3226 | 5.56 |
| 94 = DON'T KNOW | 4 | 0.01 |
| 97 = REFUSED | 7 | 0.01 |
| 98 = BLANK (NO ANSWER) | 417 | 0.72 |

Which of the following did you use to get over or avoid having prescription sedative withdrawal symptoms during the past 12 months?

Prescription sedatives, tranquilizers, sleeping pills, or downers

(DPSVUSE_1)

UDSVAVWSVTR Len : 2 USED SED/TR TO GET OVER/AVOID SED WITHDRWL IN PST 12 MOS

| | Freq | Pct |
|--|-------|-------|
| 1 = Yes..... | 18 | 0.03 |
| 2 = No..... | 15 | 0.03 |
| 13 = Yes LOG ASSN (not applicable to criterion 11b)..... | 1 | 0.00 |
| 83 = DID NOT USE SEDATIVES PST 12 MOS Log assn..... | 156 | 0.27 |
| 85 = BAD DATA LOGICALLY ASSIGNED..... | 2 | 0.00 |
| 91 = NEVER USED SEDATIVES | 51835 | 89.32 |
| 93 = DID NOT USE SEDATIVES IN THE PAST 12 MOS | 3226 | 5.56 |
| 94 = DON'T KNOW | 1 | 0.00 |
| 97 = REFUSED | 7 | 0.01 |
| 98 = BLANK (NO ANSWER) | 433 | 0.75 |
| 99 = LEGITIMATE SKIP..... | 2340 | 4.03 |

Alcohol

(DPSVUSE_2)

UDSVAVWALCO Len : 2 USED ALC TO GET OVER/AVOID SED WITHDRAWAL IN PST 12 MOS

| | Freq | Pct |
|---|-------|-------|
| 1 = Yes..... | 14 | 0.02 |
| 2 = No..... | 20 | 0.03 |
| 83 = DID NOT USE SEDATIVES PST 12 MOS Log assn..... | 156 | 0.27 |
| 85 = BAD DATA LOGICALLY ASSIGNED..... | 2 | 0.00 |
| 91 = NEVER USED SEDATIVES | 51835 | 89.32 |
| 93 = DID NOT USE SEDATIVES IN THE PAST 12 MOS | 3226 | 5.56 |
| 94 = DON'T KNOW | 1 | 0.00 |
| 97 = REFUSED | 7 | 0.01 |
| 98 = BLANK (NO ANSWER) | 433 | 0.75 |
| 99 = LEGITIMATE SKIP..... | 2340 | 4.03 |

Something else

(DPSVUSE_3)

UDSVAVWOTHR Len : 2 USED SOMETHING ELSE TO GET OVR/AVD SED WITHDRAWAL PST 12 MOS

| | Freq | Pct |
|---|-------|-------|
| 1 = Yes..... | 18 | 0.03 |
| 2 = No..... | 16 | 0.03 |
| 83 = DID NOT USE SEDATIVES PST 12 MOS Log assn..... | 156 | 0.27 |
| 85 = BAD DATA LOGICALLY ASSIGNED..... | 2 | 0.00 |
| 91 = NEVER USED SEDATIVES | 51835 | 89.32 |
| 93 = DID NOT USE SEDATIVES IN THE PAST 12 MOS | 3226 | 5.56 |
| 94 = DON'T KNOW | 1 | 0.00 |
| 97 = REFUSED | 7 | 0.01 |
| 98 = BLANK (NO ANSWER) | 433 | 0.75 |
| 99 = LEGITIMATE SKIP..... | 2340 | 4.03 |

SUBSTANCE USE DISORDER

The next set of variables are substance use disorder measures for alcohol and drugs and are based on the criteria in the *Diagnostic and Statistical Manual of Mental Disorders*, 5th edition. Drugs include marijuana, cocaine, heroin, hallucinogens, inhalants, methamphetamine, and the use of prescription psychotherapeutic drugs (i.e., pain relievers, tranquilizers, stimulants, and sedatives). These variables include missing values, while the imputation-revised versions of these variables in which missing values are replaced with valid response categories are described in the "Imputed Substance Use Disorder" section. The construction of all SUD variables is described in more detail in the Nicotine Dependence and Substance Use Disorder appendix.

NOTE: Respondents who reported past year alcohol use but indicated use of alcohol on 5 or fewer days in the past year were not asked the questions on alcohol use disorder. However, respondents who reported past year alcohol use and had a missing value for the number of days they used alcohol in the past year were asked the questions on alcohol use disorder. Therefore, it is possible for a respondent to have used alcohol on 5 or fewer days in the past year according to IRALCFY but to be classified as having a past year substance use disorder of alcohol.

(ALCYR, UDALAVWALCO, UDALAVWOTH, UDALAVWSVTR, UDALBLCKCTD, UDALFMLYCTD, UDALFMLYPRB, UDALGETHURT, UDALHLTHCTD, UDALLESSEFF, UDALLRGAMTS, UDALMNTLCTD, UDALNEEDMOR, UDALNOTSTOP, UDALSTOPACT, UDALSTRURGE, UDALTIMEGET, UDALTIMEUSE, UDALWANTBAD, UDALWDFLANX, UDALWDHALUC, UDALWDSITST, UDALWDSLEEP, UDALWDSWEAT, UDALWDTRMBL, UDALWDVOMIT, UDALWORKPRB, UDALWSHSTOP)
PYUD5ALC Len : 2 ALCOHOL USE DISORDER IN THE PAST YEAR

| | Freq | Pct |
|---|-------|-------|
| . = Missing: Past year use known or imputed..... | 642 | 1.11 |
| 0 = No..... | 22318 | 38.46 |
| 1 = Yes..... | 6246 | 10.76 |
| 91 = NEVER USED ALCOHOL..... | 16310 | 28.10 |
| 93 = DID NOT USE ALCOHOL PAST 12 MONTHS OR USED <6 DAYS | 12518 | 21.57 |

NOTE: Respondents who reported past year marijuana use but indicated use of marijuana on 5 or fewer days in the past year were not asked the questions on marijuana use disorder. However, respondents who reported past year marijuana use and had a missing value for the number of days they used marijuana in the past year were asked the questions on marijuana use disorder. Therefore, it is possible for a respondent to have used marijuana on 5 or fewer days in the past year according to IRMJFY but to be classified as having a past year substance use disorder of marijuana.

(MRJYR, UDMJAVWMARJ, UDMJAVWOTH, UDMJFMLYCTD, UDMJFMLYPRB, UDMJGETHURT, UDMJHLTHCTD, UDMJLESSEFF, UDMJLRGAMTS, UDMJMNTLCTD, UDMJNEEDMOR, UDMJNOTSTOP, UDMJSTOPACT, UDMJSTRURGE, UDMJTIMEGET, UDMJTIMEUSE, UDMJWANTBAD, UDMJWDANGRY, UDMJWDAPPET, UDMJWDCHILL, UDMJWDDEPRS", UDMJWDFEVER, UDMJWDFLANX, UDMJWDHEDAC, UDMJWDSHAKE, UDMJWDSITST, UDMJWDSLEEP, UDMJWDSMCH, UDMJWDSWEAT, UDMJWORKPRB, UDMJWSHSTOP)
PYUD5MRJ Len : 2 MARIJUANA USE DISORDER IN THE PAST YEAR

| | Freq | Pct |
|--|-------|-------|
| . = Missing: Past year use known or imputed..... | 560 | 0.96 |
| 0 = No..... | 5431 | 9.36 |
| 1 = Yes..... | 3975 | 6.85 |
| 91 = NEVER USED MARIJUANA | 32504 | 56.01 |
| 93 = DID NOT USE MARIJUANA PAST 12 MONTHS OR USED <6 DAYS..... | 15564 | 26.82 |

NOTE: Respondents who reported lifetime but not past year use of cocaine, but were past year users of cocaine according to the variable CONDLREC, were asked the questions on cocaine use disorder. Because the editing and imputation procedures for cocaine recency do not incorporate CONDLREC, it is possible for a respondent to be a lifetime but not a past year user of cocaine according to IRCOCRC, but to be classified as having past year substance use disorder of cocaine. The few respondents who were lifetime but not past year users of cocaine according to IRCOCRC but were missing for CONDLREC were considered past year nonusers.

(COCYR, CONDLREC, UDCCAIVWCOCN, UDCCAIVWMETH, UDCCAIVWOTH, UDCCAIVWSTIM, UDCCFMLYCTD, UDCCFMLYPRB, UDCCGETHURT, UDCCHLTHCTD, UDCCLESSEFF, UDCCLRGAMTS, UDCCMNTLCTD, UDCCNEEDMOR, UDCCNOTSTOP, UDCCSTOPACT, UDCCSTRURGE, UDCCTIMEGET, UDCCTIMEUSE, UDCCWANTBAD, UDCCWDDREAM, UDCCWDFLBU, UDCCWDHNGRY, UDCCWDSITST, UDCCWDSLEEP, UDCCWDTIRED, UDCCWORKPRB, UDCCWSHSTOP)
PYUD5COC Len : 2 COCAINE USE DISORDER IN THE PAST YEAR

| | Freq | Pct |
|--|-------|-------|
| . = Missing: Past year use known or imputed..... | 48 | 0.08 |
| 0 = No..... | 818 | 1.41 |
| 1 = Yes..... | 253 | 0.44 |
| 91 = NEVER USED COCAINE | 51236 | 88.29 |
| 93 = DID NOT USE COCAINE IN THE PAST 12 MONTHS | 5679 | 9.79 |

SUBSTANCE USE DISORDER

NOTE: Respondents who reported lifetime but not past year use of heroin, but were past year users of heroin according to the variables HRNDLREC, HRSMKREC, or HRSNFREC were asked the questions on heroin use disorder. Because the editing and imputation procedures for heroin recency do not incorporate HRNDLREC, HRSMKREC, or HRSNFREC, it is possible for a respondent to be a lifetime but not a past year user of heroin according to IRHERRC, but to be classified as having past year substance use disorder of heroin. The few respondents who were lifetime but not past year users of heroin according to IRHERRC but were missing for HRNDLREC, HRSMKREC, or HRSNFREC were considered past year nonusers.

(HERYR, HRNDLREC, HRSMKREC, HRSNFREC, UDHEAVWHERN, UDHEAVWOTHR, UDHEAVWP NRL, UDHEFMYLCTD, UDHEFMYLPRB, UDHEGETHURT, UDHEHLTHCTD, UDHELESSEFF, UDHELRGAMTS, UDHEMNTLCTD, UDHENEEDMOR, UDHENOTSTOP, UDHESTOPACT, UDHESTRURGE, UDHETIMEGET, UDHETIMEUSE, UDHEWANTBAD, UDHEWD CRAMP, UDHEWDDIARR, UDHEWDFEVER, UDHEWDFLBU, UDHEWDRUNNY, UDHEWDSLEEP, UDHEWDSWEAT, UDHEWDVOMIT, UDHEWDYAWNS, UDHEWORKPRB, UDHEWSHSTOP)

PYUD5HER Len : 2 HEROIN USE DISORDER IN THE PAST YEAR

| | Freq | Pct |
|--|-------|-------|
| . = Missing: Past year use known or imputed..... | 16 | 0.03 |
| 0 = No..... | 51 | 0.09 |
| 1 = Yes..... | 161 | 0.28 |
| 91 = NEVER USED HEROIN..... | 56899 | 98.04 |
| 93 = DID NOT USE HEROIN IN THE PAST 12 MONTHS..... | 907 | 1.56 |

(HALLUCYR, UDHAFMYLCTD, UDHAFMYLPRB, UDHAGETHURT, UDHAHLTHCTD, UDHALESSEFF, UDHALRGAMTS, UDHAMNTLCTD, UDHANEE DMOR, UDHANOTSTOP, UDHASTOPACT, UDHASTRURGE, UDHATIMEGET, UDHATIMEUSE, UDHAWANTBAD, UDHAWORKPRB, UDHAWSHSTOP)

PYUD5HAL Len : 2 HALLUCINOGEN USE DISORDER IN THE PAST YEAR

| | Freq | Pct |
|---|-------|-------|
| . = Missing: Past year use known or imputed..... | 105 | 0.18 |
| 0 = No..... | 1813 | 3.12 |
| 1 = Yes..... | 130 | 0.22 |
| 91 = NEVER USED HALLUCINOGENS..... | 49033 | 84.49 |
| 93 = DID NOT USE HALLUCINOGENS IN THE PAST 12 MONTHS..... | 6953 | 11.98 |

(INHLYR, UDINFMYLCTD, UDINFMYLPRB, UdingETHURT, UDINHLTHCTD, UDINLESSEFF, UDINLRGAMTS, UDINMNTLCTD, UDINNEEDMOR, UDINNOTSTOP, UDINSTOPACT, UDINSTRURGE, UDINTIMEGET, UDINTIMEUSE, UDINWANTBAD, UDINWORKPRB, UDINWSHSTOP)

PYUD5INH Len : 2 INHALANT USE DISORDER IN THE PAST YEAR

| | Freq | Pct |
|---|-------|-------|
| . = Missing: Past year use known or imputed..... | 60 | 0.10 |
| 0 = No..... | 563 | 0.97 |
| 1 = Yes..... | 82 | 0.14 |
| 91 = NEVER USED INHALANTS..... | 52372 | 90.24 |
| 93 = DID NOT USE INHALANTS IN THE PAST 12 MONTHS..... | 4957 | 8.54 |

NOTE: Respondents who reported lifetime but not past year use of methamphetamine, but were past year users of methamphetamine according to the variable METHNDLRC, were asked the questions on methamphetamine use disorder. Because the editing and imputation procedures for methamphetamine recency do not incorporate METHNDLRC, it is possible for a respondent to be a lifetime but not a past year user of methamphetamine according to IRMETHAMREC, but to be classified as having past year substance use disorder of methamphetamine. The few respondents who were lifetime but not past year users of methamphetamine according to IRMETHAMREC but were missing for METHNDLRC were considered past year nonusers.

(METHAMYR, METHNDLRC, UDMEAVWCOCN, UDMEAVWMETH, UDMEAVWOTHR, UDMEAVWSTIM, UDMEFMYLCTD, UDMEFMYLPRB, UDMEGETHURT, UDMEHLTHCTD, UDMELESSEFF, UDMELRGAMTS, UDMEMNTLCTD, UDMENEEDMOR, UDMEENOTSTOP, UDMESTOPACT, UDMESTRURGE, UDMETIMEGET, UDMETIMEUSE, UDMEWANTBAD, UDMEWDDREAM, UDMEWDFLBU, UDMEWDHNGRY, UDMEWDSITST, UDMEWDSLEEP, UDMEWDTIRED, UDMEWORKPRB, UDMEWSHSTOP)

PYUD5MTH Len : 2 METHAMPHETAMINE USE DISORDER IN THE PAST YEAR

| | Freq | Pct |
|---|-------|-------|
| . = Missing: Past year use known or imputed..... | 32 | 0.06 |
| 0 = No..... | 167 | 0.29 |
| 1 = Yes..... | 301 | 0.52 |
| 91 = NEVER USED METHAMPHETAMINE..... | 55367 | 95.40 |
| 93 = DID NOT USE METHAMPHETAMINE IN THE PAST 12 MONTHS..... | 2167 | 3.73 |

SUBSTANCE USE DISORDER

NOTE: EDUD5PNRMIS was created using the DSM-5 based SUD variables that do not include use disorder data from past year users but not misusers of prescription pain relievers.

(PNRNMYR, UDPRAVWHERN, UDPRAVWOTHR, UDPRAVWP NRL, UDPRFMYCTD, UDPRFMYPRB, UDPRGETHURT, UDPRHLTHCTD, UDPRLESSEFF, UDPRLRGAMTS, UDPRMNTLCTD, UDPRNEEDMOR, UDPRNOTSTOP, UDPRSTOPACT, UDPRSTRURGE, UDPRTIMEGET, UDPRTIMEUSE, UDPRWANTBAD, UDPRWDCRAMP, UDPRWDDIARR, UDPRWDFEVER, UDPRWDFLBLU, UDPRWDRUNNY, UDPRWDSLEEP, UDPRWDSWEAT, UDPRWDVOMIT, UDPRWDYAWNS, UDPRWORKPRB, UDPRWSHSTOP)
EDUD5PNRMIS Len : 2 PAIN RELIEVER USE DISORDER, PY MISUSERS

| | Freq | Pct |
|---|-------------|------------|
| . = Missing: Past year use known or imputed..... | 93 | 0.16 |
| 0 = No..... | 1277 | 2.20 |
| 1 = Yes..... | 404 | 0.70 |
| 91 = NEVER MISUSED PAIN RELIEVERS..... | 53095 | 91.49 |
| 93 = DID NOT MISUSE PAIN RELIEVER IN THE PAST 12 MOS..... | 3165 | 5.45 |

NOTE: EDUD5PNRUNM was created using the DSM-5 based SUD variables that do not include use disorder data from past year misusers of prescription pain relievers.

(PNRANYR, PNRNMYR, UDPRFMYCTD, UDPRFMYPRB, UDPRGETHURT, UDPRHLTHCTD, UDPRLRGAMTS, UDPRMNTLCTD, UDPRNOTSTOP, UDPRSTOPACT, UDPRSTRURGE, UDPRTIMEGET, UDPRTIMEUSE, UDPRWANTBAD, UDPRWORKPRB, UDPRWSHSTOP)
EDUD5PNRUNM Len : 2 PAIN RELIEVER USE DISORDER, PY USERS BUT NOT MISUSERS

| | Freq | Pct |
|---|-------------|------------|
| . = Missing: Past year use known or imputed..... | 353 | 0.61 |
| 0 = No..... | 9890 | 17.04 |
| 1 = Yes..... | 491 | 0.85 |
| 91 = NEVER USED PAIN RELIEVERS..... | 29784 | 51.32 |
| 93 = DID NOT USE IN THE PAST 12 MON OR MISUSED IN THE PAST 12 MON.... | 17516 | 30.18 |

NOTE: EDUD5TRQMIS was created using the DSM-5 based SUD variables that do not include use disorder data from past year users but not misusers of prescription tranquilizers.

(TRQNMYR, UDTRAVWALCO, UDTRAVWOTHR, UDTRAVWSVTR, UDTRFMYCTD, UDTRFMYPRB, UDTRGETHURT, UDTRHLTHCTD, UDTRLESSEFF, UDTRLRGAMTS, UDTRMNTLCTD, UDTRNEEDMOR, UDTRNOTSTOP, UDTRSTOPACT, UDTRSTRURGE, UDTRTIMEGET, UDTRTIMEUSE, UDTRWANTBAD, UDTRWDFLANX, UDTRWDHALUC, UDTRWDSITST, UDTRWDSLEEP, UDTRWDSWEAT, UDTRWDTRMBL, UDTRWDVOMIT, UDTRWORKPRB, UDTRWSHSTOP)
EDUD5TRQMIS Len : 2 TRANQUILIZER USE DISORDER, PY MISUSERS

| | Freq | Pct |
|---|-------------|------------|
| . = Missing: Past year use known or imputed..... | 45 | 0.08 |
| 0 = No..... | 797 | 1.37 |
| 1 = Yes..... | 203 | 0.35 |
| 91 = NEVER MISUSED TRANQUILIZERS..... | 55766 | 96.09 |
| 93 = DID NOT MISUSE TRANQUILIZERS IN THE PAST 12 MOS..... | 1223 | 2.11 |

NOTE: EDUD5TRQUNM was created using the DSM-5 based SUD variables that do not include use disorder data from past year misusers of prescription tranquilizers.

(TRQANYR, TRQNMYR, UDTRFMYCTD, UDTRFMYPRB, UDTRGETHURT, UDTRHLTHCTD, UDTRLRGAMTS, UDTRMNTLCTD, UDTRNOTSTOP, UDTRSTOPACT, UDTRSTRURGE, UDTRTIMEGET, UDTRTIMEUSE, UDTRWANTBAD, UDTRWORKPRB, UDTRWSHSTOP)
EDUD5TRQUNM Len : 2 TRANQUILIZER USE DISORDER, PY USERS BUT NOT MISUSERS

| | Freq | Pct |
|---|-------------|------------|
| . = Missing: Past year use known or imputed..... | 154 | 0.27 |
| 0 = No..... | 4566 | 7.87 |
| 1 = Yes..... | 159 | 0.27 |
| 91 = NEVER USED TRANQUILIZERS..... | 47634 | 82.08 |
| 93 = DID NOT USE IN THE PAST 12 MON OR MISUSED IN THE PAST 12 MON.... | 5521 | 9.51 |

SUBSTANCE USE DISORDER

NOTE: EDUD5STMMIS was created using the DSM-5 based SUD variables that do not include use disorder data from past year users but not misusers of prescription stimulants.

(*STMNMYR, UDSTAVWCOCN, UDSTAVWMETH, UDSTAVWOTHR, UDSTAVWSTIM, UDSTFMLYCTD, UDSTFMLYPRB, UDSTGETHURT, UDSTHLTHCTD, UDSTLESSEFF, UDSTLRGAMTS, UDSTMNTLCTD, UDSTNEEDMOR, UDSTNOTSTOP, UDSTSTOPACT, UDSTSTRURGE, UDSTTIMEGET, UDSTTIMEUSE, UDSTWANTBAD, UDSTWDDREAM, UDSTWDFLBU, UDSTWDHNGRY, UDSTWDSITST, UDSTWDSLEEP, UDSTWDTIRED, UDSTWORKPRB, UDSTWSHSTOP*)

EDUD5STMMIS Len : 2 STIMULANT USE DISORDER, PY MISUSERS

| | Freq | Pct |
|--|-------|-------|
| . = Missing: Past year use known or imputed..... | 33 | 0.06 |
| 0 = No..... | 861 | 1.48 |
| 1 = Yes..... | 207 | 0.36 |
| 91 = NEVER MISUSED STIMULANTS..... | 55342 | 95.36 |
| 93 = DID NOT MISUSE STIMULANTS IN THE PAST 12 MOS..... | 1591 | 2.74 |

NOTE: EDUD5STMUNM was created using the DSM-5 based SUD variables that do not include use disorder data from past year misusers of prescription stimulants.

(*STMANYR, STMNMYR, UDSTFMLYCTD, UDSTFMLYPRB, UDSTGETHURT, UDSTHLTHCTD, UDSTLRGAMTS, UDSTMNTLCTD, UDSTNOTSTOP, UDSTSTOPACT, UDSTSTRURGE, UDSTTIMEGET, UDSTTIMEUSE, UDSTWANTBAD, UDSTWORKPRB, UDSTWSHSTOP*)

EDUD5STMUNM Len : 2 STIMULANT USE DISORDER, PY USERS BUT NOT MISUSERS

| | Freq | Pct |
|---|-------|-------|
| . = Missing: Past year use known or imputed..... | 137 | 0.24 |
| 0 = No..... | 2805 | 4.83 |
| 1 = Yes..... | 231 | 0.40 |
| 91 = NEVER USED STIMULANTS..... | 50588 | 87.17 |
| 93 = DID NOT USE IN THE PAST 12 MON OR MISUSED IN THE PAST 12 MON.... | 4273 | 7.36 |

NOTE: EDUD5SEDMIS was created using the DSM-5 based SUD variables that do not include use disorder data from past year users but not misusers of prescription sedatives.

(*SEDNMYR, UDSVAVWALCO, UDSVAVWOTHR, UDSVAVVSVTR, UDSVFMLYCTD, UDSVFMLYPRB, UDSVGETHURT, UDSVHLTHCTD, UDSVLESSEFF, UDSVLRGAMTS, UDSVMNTLCTD, UDSVNEEDMOR, UDSVNOTSTOP, UDSVSTOPACT, UDSVSTRURGE, UDSVTIMEGET, UDSVTIMEUSE, UDSVWANTBAD, UDSVWDFLANX, UDSVWDHALUC, UDSVWDSITST, UDSVWDSLEEP, UDSVWDSWEAT, UDSVWDTRMBL, UDSVWDVOMIT, UDSVWORKPRB, UDSVWSHSTOP*)

EDUD5SEDMIS Len : 2 SEDATIVE USE DISORDER, PY MISUSERS

| | Freq | Pct |
|---|-------|-------|
| . = Missing: Past year use known or imputed..... | 13 | 0.02 |
| 0 = No..... | 152 | 0.26 |
| 1 = Yes..... | 60 | 0.10 |
| 91 = NEVER MISUSED SEDATIVES..... | 56869 | 97.99 |
| 93 = DID NOT MISUSE SEDATIVES IN THE PAST 12 MOS..... | 940 | 1.62 |

NOTE: EDUD5SEDUNM was created using the DSM-5 based SUD variables that do not include use disorder data from past year misusers of prescription sedatives.

(*SEDANYR, SEDNMYR, UDSVFMLYCTD, UDSVFMLYPRB, UDSVGETHURT, UDSVHLTHCTD, UDSVLRGAMTS, UDSVMNTLCTD, UDSVNOTSTOP, UDSVSTOPACT, UDSVSTRURGE, UDSVTIMEGET, UDSVTIMEUSE, UDSVWANTBAD, UDSVWORKPRB, UDSVWSHSTOP*)

EDUD5SEDUNM Len : 2 SEDATIVE USE DISORDER, PY USERS BUT NOT MISUSERS

| | Freq | Pct |
|---|-------|-------|
| . = Missing: Past year use known or imputed..... | 97 | 0.17 |
| 0 = No..... | 2056 | 3.54 |
| 1 = Yes..... | 100 | 0.17 |
| 91 = NEVER USED SEDATIVES..... | 52289 | 90.10 |
| 93 = DID NOT USE IN THE PAST 12 MON OR MISUSED IN THE PAST 12 MON.... | 3492 | 6.02 |

IMPUTED SUBSTANCE USE DISORDER

IMPUTED SUBSTANCE USE DISORDER

The next set of variables are imputation-revised substance use disorder measures for alcohol and drugs and are based on the criteria in the *Diagnostic and Statistical Manual of Mental Disorders*, 5th edition. Drugs include marijuana, cocaine, heroin, hallucinogens, inhalants, methamphetamine, and the use of prescription psychotherapeutic drugs (i.e., pain relievers, tranquilizers, stimulants, and sedatives). The construction of all SUD variables is described in more detail in the Nicotine Dependence and Substance Use Disorder appendix.

NOTE: Respondents who reported past year alcohol use but indicated use of alcohol on 5 or fewer days in the past year were not asked the questions on alcohol use disorder. However, respondents who reported past year alcohol use and had a missing value for the number of days they used alcohol in the past year were asked the questions on alcohol use disorder. Therefore, it is possible for a respondent to have used alcohol on 5 or fewer days in the past year according to IRALCFY but to be classified as having a past year substance use disorder of alcohol.

(PYUD5ALC)

IRPYUD5ALC

Len : 1 ALCOHOL USE DISORDER IN THE PAST YEAR - IMP REV

| | Freq | Pct |
|--------------|-------|-------|
| 0 = No..... | 51627 | 88.96 |
| 1 = Yes..... | 6407 | 11.04 |

(PYUD5ALC)

IIPYUD5ALC

Len : 1 ALCOHOL USE DISORDER IN THE PAST YEAR - IMP IND

| | Freq | Pct |
|---|-------|-------|
| 1 = Questionnaire data | 28564 | 49.22 |
| 3 = Statistically imputed data..... | 642 | 1.11 |
| 9 = LEGITIMATE SKIP-NOT A LIFETIME/PAST YEAR USER | 28828 | 49.67 |

NOTE: Respondents who reported past year marijuana use but indicated use of marijuana on 5 or fewer days in the past year were not asked the questions on marijuana use disorder. However, respondents who reported past year marijuana use and had a missing value for the number of days they used marijuana in the past year were asked the questions on marijuana use disorder. Therefore, it is possible for a respondent to have used marijuana on 5 or fewer days in the past year according to IRMJFY but to be classified as having a past year substance use disorder of marijuana.

(PYUD5MRJ)

IRPYUD5MRJ

Len : 1 MARIJUANA USE DISORDER IN THE PAST YEAR - IMP REV

| | Freq | Pct |
|--------------|-------|-------|
| 0 = No..... | 53825 | 92.75 |
| 1 = Yes..... | 4209 | 7.25 |

(PYUD5MRJ)

IIPYUD5MRJ

Len : 1 MARIJUANA USE DISORDER IN THE PAST YEAR - IMP IND

| | Freq | Pct |
|---|-------|-------|
| 1 = Questionnaire data | 9406 | 16.21 |
| 3 = Statistically imputed data..... | 560 | 0.96 |
| 9 = LEGITIMATE SKIP-NOT A LIFETIME/PAST YEAR USER | 48068 | 82.83 |

NOTE: Respondents who reported lifetime but not past year use of cocaine, but were past year users of cocaine according to the variable CONDLREC, were asked the questions on cocaine use disorder. Because the editing and imputation procedures for cocaine recency do not incorporate CONDLREC, it is possible for a respondent to be a lifetime but not a past year user of cocaine according to IRCOCRC, but to be classified as having past year substance use disorder of cocaine. The few respondents who were lifetime but not past year users of cocaine according to IRCOCRC but were missing for CONDLREC were considered past year nonusers.

(PYUD5COC)

IRPYUD5COC

Len : 1 COCAINE USE DISORDER IN THE PAST YEAR - IMP REV

| | Freq | Pct |
|--------------|-------|-------|
| 0 = No..... | 57768 | 99.54 |
| 1 = Yes..... | 266 | 0.46 |

(PYUD5COC)

IIPYUD5COC

Len : 1 COCAINE USE DISORDER IN THE PAST YEAR - IMP IND

| | Freq | Pct |
|---|-------|-------|
| 1 = Questionnaire data | 1071 | 1.85 |
| 3 = Statistically imputed data..... | 48 | 0.08 |
| 9 = LEGITIMATE SKIP-NOT A LIFETIME/PAST YEAR USER | 56915 | 98.07 |

IMPUTED SUBSTANCE USE DISORDER

NOTE: Respondents who reported lifetime but not past year use of heroin, but were past year users of heroin according to the variables HRNDLREC, HRSMKREC, or HRSNFREC were asked the questions on heroin use disorder. Because the editing and imputation procedures for heroin recency do not incorporate HRNDLREC, HRSMKREC, or HRSNFREC, it is possible for a respondent to be a lifetime but not a past year user of heroin according to IRHERRC, but to be classified as having past year substance use disorder of heroin. The few respondents who were lifetime but not past year users of heroin according to IRHERRC but were missing for HRNDLREC, HRSMKREC, or HRSNFREC were considered past year nonusers.

(PYUD5HER)
IRPYUD5HER

| | | | |
|---------|--|-------------|------------|
| Len : 1 | HEROIN USE DISORDER IN THE PAST YEAR - IMP REV | | |
| | | Freq | Pct |
| | 0 = No..... | 57858 | 99.70 |
| | 1 = Yes..... | 176 | 0.30 |

(PYUD5HER)
IIPYUD5HER

| | | | |
|---------|---|-------------|------------|
| Len : 1 | HEROIN USE DISORDER IN THE PAST YEAR - IMP IND | | |
| | | Freq | Pct |
| | 1 = Questionnaire data | 212 | 0.37 |
| | 3 = Statistically imputed data..... | 16 | 0.03 |
| | 9 = LEGITIMATE SKIP-NOT A LIFETIME/PAST YEAR USER | 57806 | 99.61 |

(PYUD5HAL)
IRPYUD5HAL

| | | | |
|---------|--|-------------|------------|
| Len : 1 | HALLUCINOGEN USE DISORDER IN THE PAST YEAR - IMP REV | | |
| | | Freq | Pct |
| | 0 = No..... | 57894 | 99.76 |
| | 1 = Yes..... | 140 | 0.24 |

(PYUD5HAL)
IIPYUD5HAL

| | | | |
|---------|---|-------------|------------|
| Len : 1 | HALLUCINOGEN USE DISORDER IN THE PAST YEAR - IMP IND | | |
| | | Freq | Pct |
| | 1 = Questionnaire data | 1943 | 3.35 |
| | 3 = Statistically imputed data..... | 105 | 0.18 |
| | 9 = LEGITIMATE SKIP-NOT A LIFETIME/PAST YEAR USER | 55986 | 96.47 |

(PYUD5INH)
IRPYUD5INH

| | | | |
|---------|--|-------------|------------|
| Len : 1 | INHALANT USE DISORDER IN THE PAST YEAR - IMP REV | | |
| | | Freq | Pct |
| | 0 = No..... | 57946 | 99.85 |
| | 1 = Yes..... | 88 | 0.15 |

(PYUD5INH)
IIPYUD5INH

| | | | |
|---------|---|-------------|------------|
| Len : 1 | INHALANT USE DISORDER IN THE PAST YEAR - IMP IND | | |
| | | Freq | Pct |
| | 1 = Questionnaire data | 645 | 1.11 |
| | 3 = Statistically imputed data..... | 60 | 0.10 |
| | 9 = LEGITIMATE SKIP-NOT A LIFETIME/PAST YEAR USER | 57329 | 98.79 |

NOTE: Respondents who reported lifetime but not past year use of methamphetamine, but were past year users of methamphetamine according to the variable METHNDLRC, were asked the questions on methamphetamine use disorder. Because the editing and imputation procedures for methamphetamine recency do not incorporate METHNDLRC, it is possible for a respondent to be a lifetime but not a past year user of methamphetamine according to IRMETHAMREC, but to be classified as having past year substance use disorder of methamphetamine. The few respondents who were lifetime but not past year users of methamphetamine according to IRMETHAMREC but were missing for METHNDLRC were considered past year nonusers.

(PYUD5MTH)
IRPYUD5MTH

| | | | |
|---------|---|-------------|------------|
| Len : 1 | METHAMPHETAMINE USE DISORDER IN THE PAST YEAR - IMP REV | | |
| | | Freq | Pct |
| | 0 = No..... | 57710 | 99.44 |
| | 1 = Yes..... | 324 | 0.56 |

IMPUTED SUBSTANCE USE DISORDER

(PYUD5MTH)
IIPYUD5MTH

| | | | |
|---------|---|-------------|------------|
| Len : 1 | METHAMPHETAMINE USE DISORDER IN THE PAST YEAR - IMP IND | | |
| | | Freq | Pct |
| | 1 = Questionnaire data | 468 | 0.81 |
| | 3 = Statistically imputed data..... | 32 | 0.06 |
| | 9 = LEGITIMATE SKIP-NOT A LIFETIME/PAST YEAR | 57534 | 99.14 |

NOTE: IRUD5PNRMIS and IUD5PNRMIS were created using the DSM-5 based SUD variables that do not include use disorder data from past year users but not misusers of prescription pain relievers.

(EDUD5PNRMIS)
IRUD5PNRMIS

| | | | |
|---------|--|-------------|------------|
| Len : 1 | PAIN RELIEVER USE DISORDER, PY MISUERS - IMP REV | | |
| | | Freq | Pct |
| | 0 = No..... | 57601 | 99.25 |
| | 1 = Yes..... | 433 | 0.75 |

(EDUD5PNRMIS)
IUD5PNRMIS

| | | | |
|---------|--|-------------|------------|
| Len : 1 | PAIN RELIEVER USE DISORDER, PY MISUSERS - IMP IND | | |
| | | Freq | Pct |
| | 1 = Questionnaire data | 1681 | 2.90 |
| | 3 = Statistically imputed data..... | 93 | 0.16 |
| | 9 = LEGITIMATE SKIP-DID NOT MISUSE IN PAST YEAR..... | 56260 | 96.94 |

NOTE: IRUD5PNRUNM and IUD5PNRUNM were created using the DSM-5 based SUD variables that do not include use disorder data from past year misusers of prescription pain relievers.

(EDUD5PNRUNM)
IRUD5PNRUNM

| | | | |
|---------|---|-------------|------------|
| Len : 1 | PAIN RELIEVER USE DISORD, PY USERS BUT NOT MISUSERS-IMP REV | | |
| | | Freq | Pct |
| | 0 = No..... | 57525 | 99.12 |
| | 1 = Yes..... | 509 | 0.88 |

(EDUD5PNRUNM)
IUD5PNRUNM

| | | | |
|---------|---|-------------|------------|
| Len : 1 | PAIN RELIEVER USE DISORD, PY USERS BUT NOT MISUSERS-IMP IND | | |
| | | Freq | Pct |
| | 1 = Questionnaire data | 10381 | 17.89 |
| | 3 = Statistically imputed data..... | 353 | 0.61 |
| | 9 = LEGIT SKIP-NOT A PAST YR USER OR MISUSED IN PAST YR | 47300 | 81.50 |

NOTE: IRUD5TRQMIS and IUD5TRQMIS were created using the DSM-5 based SUD variables that do not include use disorder data from past year users but not misusers of prescription tranquilizers.

(EDUD5TRQMIS)
IRUD5TRQMIS

| | | | |
|---------|--|-------------|------------|
| Len : 1 | TRANQUILIZER USE DISORDER, PY MISUSERS - IMP REV | | |
| | | Freq | Pct |
| | 0 = No..... | 57821 | 99.63 |
| | 1 = Yes..... | 213 | 0.37 |

(EDUD5TRQMIS)
IUD5TRQMIS

| | | | |
|---------|--|-------------|------------|
| Len : 1 | TRANQUILIZER USE DISORDER, PY MISUSERS - IMP IND | | |
| | | Freq | Pct |
| | 1 = Questionnaire data | 1000 | 1.72 |
| | 3 = Statistically imputed data..... | 45 | 0.08 |
| | 9 = LEGITIMATE SKIP-DID NOT MISUSE IN PAST YEAR..... | 56989 | 98.20 |

NOTE: IRUD5TRQUNM and IUD5TRQUNM were created using the DSM-5 based SUD variables that do not include use disorder data from past year misusers of prescription tranquilizers.

(EDUD5TRQUNM)
IRUD5TRQUNM

| | | | |
|---------|--|-------------|------------|
| Len : 1 | TRANQUILIZER USE DISORDER, PY USERS BUT NOT MISUSERS-IMP REV | | |
| | | Freq | Pct |
| | 0 = No..... | 57868 | 99.71 |
| | 1 = Yes..... | 166 | 0.29 |

IMPUTED SUBSTANCE USE DISORDER

(EDUD5TRQUNM)

IIUD5TRQUNM

Len : 1 TRANQUILIZER USE DISORDER, PY USERS BUT NOT MISUSERS-IMP IND

| | Freq | Pct |
|---|-------|-------|
| 1 = Questionnaire data | 4725 | 8.14 |
| 3 = Statistically imputed data..... | 154 | 0.27 |
| 9 = LEGIT SKIP-NOT A PAST YR USER OR MISUSED IN PAST YR | 53155 | 91.59 |

NOTE: IRUD5STMMIS and IIUD5STMMIS were created using the DSM-5 based SUD variables that do not include use disorder data from past year users but not misusers of prescription stimulants.

(EDUD5STMMIS)

IRUD5STMMIS

Len : 1 STIMULANT USE DISORDER, PY MISUSERS - IMP REV

| | Freq | Pct |
|--------------|-------|-------|
| 0 = No..... | 57820 | 99.63 |
| 1 = Yes..... | 214 | 0.37 |

(EDUD5STMMIS)

IIUD5STMMIS

Len : 1 STIMULANT USE DISORDER, PY MISUSERS - IMP IND

| | Freq | Pct |
|--|-------|-------|
| 1 = Questionnaire data | 1068 | 1.84 |
| 3 = Statistically imputed data..... | 33 | 0.06 |
| 9 = LEGITIMATE SKIP-DID NOT MISUSE IN PAST YEAR..... | 56933 | 98.10 |

NOTE: IRUD5STMUNM and IIUD5STMUNM were created using the DSM-5 based SUD variables that do not include use disorder data from past year misusers of prescription stimulants.

(EDUD5STMUNM)

IRUD5STMUNM

Len : 1 STIMULANT USE DISORDER, PY USERS BUT NOT MISUSERS - IMP REV

| | Freq | Pct |
|--------------|-------|-------|
| 0 = No..... | 57792 | 99.58 |
| 1 = Yes..... | 242 | 0.42 |

(EDUD5STMUNM)

IIUD5STMUNM

Len : 1 STIMULANT USE DISORDER, PY USERS BUT NOT MISUSERS - IMP IND

| | Freq | Pct |
|---|-------|-------|
| 1 = Questionnaire data | 3036 | 5.23 |
| 3 = Statistically imputed data..... | 137 | 0.24 |
| 9 = LEGIT SKIP-NOT A PAST YR USER OR MISUSED IN PAST YR | 54861 | 94.53 |

NOTE: IRUD5SEDMIS and IIUD5SEDMIS were created using the DSM-5 based SUD variables that do not include use disorder data from past year users but not misusers of prescription sedatives.

(EDUD5SEDMIS)

IRUD5SEDMIS

Len : 1 SEDATIVE USE DISORDER, PY MISUSERS - IMP REV

| | Freq | Pct |
|--------------|-------|-------|
| 0 = No..... | 57968 | 99.89 |
| 1 = Yes..... | 66 | 0.11 |

(EDUD5SEDMIS)

IIUD5SEDMIS

Len : 1 SEDATIVE USE DISORDER, PY MISUSERS - IMP IND

| | Freq | Pct |
|--|-------|-------|
| 1 = Questionnaire data | 212 | 0.37 |
| 3 = Statistically imputed data..... | 13 | 0.02 |
| 9 = LEGITIMATE SKIP-DID NOT MISUSE IN PAST YEAR..... | 57809 | 99.61 |

NOTE: IRUD5SEDUNM and IIUD5SEDUNM were created using the DSM-5 based SUD variables that do not include use disorder data from past year misusers of prescription sedatives.

(EDUD5SEDUNM)

IIUD5SEDUNM

Len : 1 SEDATIVE USE DISORDER, PY USERS BUT NOT MISUSERS - IMP REV

| | Freq | Pct |
|--------------|-------|-------|
| 0 = No..... | 57927 | 99.82 |
| 1 = Yes..... | 107 | 0.18 |

IMPUTED SUBSTANCE USE DISORDER

(EDUD5SEDUNM)

IIUD5SEDUNM

Len : 1 SEDATIVE USE DISORDER, PY USERS BUT NOT MISUSERS - IMP IND

| | Freq | Pct |
|---|-------|-------|
| 1 = Questionnaire data | 2156 | 3.72 |
| 3 = Statistically imputed data | 97 | 0.17 |
| 9 = LEGIT SKIP-NOT A PAST YR USER OR MISUSED IN PAST YR | 55781 | 96.12 |

The next set of variables are imputation-revised measures of substance use disorder severity for alcohol and drugs and are based on the criteria in the *Diagnostic and Statistical Manual of Mental Disorders*, 5th edition. The severity of an SUD according to DSM-5 criteria is determined by the number of individual criteria recorded as positive for a particular substance. Respondents were classified as having an SUD of mild severity if they met two or three SUD criteria for that substance, an SUD of moderate severity if they met four or five SUD criteria for that substance, and a severe SUD if they met six or more SUD criteria for that substance. The construction of all SUD variables is described in more detail in the Nicotine Dependence and Substance Use Disorder appendix.

NOTE: Respondents who reported past year alcohol use but indicated use of alcohol on 5 or fewer days in the past year were not asked the questions on alcohol use disorder. However, respondents who reported past year alcohol use and had a missing value for the number of days they used alcohol in the past year were asked the questions on alcohol use disorder. Therefore, it is possible for a respondent to have used alcohol on 5 or fewer days in the past year according to IRALCFY but to be classified as having a past year substance use disorder of alcohol.

(IRPYUD5ALC)

IRPYSEV5ALC

Len : 1 ALCOHOL USE DISORDER SEVERITY IN THE PAST YEAR - IMP REV

| | Freq | Pct |
|-------------------------------------|-------|-------|
| 1 = Mild disorder | 3788 | 6.53 |
| 2 = Moderate disorder | 1359 | 2.34 |
| 3 = Severe disorder | 1260 | 2.17 |
| 9 = NO PAST YEAR USE DISORDER | 51627 | 88.96 |

IIIPYSEV5ALC

Len : 1 ALCOHOL USE DISORDER SEVERITY IN THE PAST YEAR - IMP IND

| | Freq | Pct |
|---|-------|-------|
| 1 = Questionnaire data | 6199 | 10.68 |
| 3 = Statistically imputed data | 689 | 1.19 |
| 9 = LEGITIMATE SKIP - NO PAST YEAR USE DISORDER | 51146 | 88.13 |

NOTE: Respondents who reported past year marijuana use but indicated use of marijuana on 5 or fewer days in the past year were not asked the questions on marijuana use disorder. However, respondents who reported past year marijuana use and had a missing value for the number of days they used marijuana in the past year were asked the questions on marijuana use disorder. Therefore, it is possible for a respondent to have used marijuana on 5 or fewer days in the past year according to IRMJFY but to be classified as having a past year substance use disorder of marijuana.

(IRPYUD5MRJ)

IRPYSEV5MRJ

Len : 1 MARIJUANA USE DISORDER SEVERITY IN THE PAST YEAR - IMP REV

| | Freq | Pct |
|-------------------------------------|-------|-------|
| 1 = Mild disorder | 2265 | 3.90 |
| 2 = Moderate disorder | 1196 | 2.06 |
| 3 = Severe disorder | 748 | 1.29 |
| 9 = NO PAST YEAR USE DISORDER | 53825 | 92.75 |

IIIPYSEV5MRJ

Len : 1 MARIJUANA USE DISORDER SEVERITY IN THE PAST YEAR - IMP IND

| | Freq | Pct |
|---|-------|-------|
| 1 = Questionnaire data | 3947 | 6.80 |
| 3 = Statistically imputed data | 588 | 1.01 |
| 9 = LEGITIMATE SKIP - NO PAST YEAR USE DISORDER | 53499 | 92.19 |

NOTE: Respondents who reported lifetime but not past year use of cocaine, but were past year users of cocaine according to the variable CONDLREC, were asked the questions on cocaine use disorder. Because the editing and imputation procedures for cocaine recency do not incorporate CONDLREC, it is possible for a respondent to be a lifetime but not a past year user of cocaine according to IRCOCRC, but to be classified as having past year substance use disorder of cocaine. The few respondents who were lifetime but not past year users of cocaine according to IRCOCRC but were missing for CONDLREC were considered past year nonusers.

(IRPYUD5COC)

IRPYSEV5COC

Len : 1 COCAINE USE DISORDER SEVERITY IN THE PAST YEAR - IMP REV

| | Freq | Pct |
|-------------------------------------|-------|-------|
| 1 = Mild disorder | 112 | 0.19 |
| 2 = Moderate disorder | 57 | 0.10 |
| 3 = Severe disorder | 97 | 0.17 |
| 9 = NO PAST YEAR USE DISORDER | 57768 | 99.54 |

IMPUTED SUBSTANCE USE DISORDER

IPYSEV5COC Len : 1 COCAINE USE DISORDER SEVERITY IN THE PAST YEAR - IMP IND

| | Freq | Pct |
|---|-------|-------|
| 1 = Questionnaire data | 251 | 0.43 |
| 3 = Statistically imputed data..... | 50 | 0.09 |
| 9 = LEGITIMATE SKIP - NO PAST YEAR USE DISORDER | 57733 | 99.48 |

NOTE: Respondents who reported lifetime but not past year use of heroin, but were past year users of heroin according to the variables HRNDLREC, HRSMKREC, or HRSNFREC were asked the questions on heroin use disorder. Because the editing and imputation procedures for heroin recency do not incorporate HRNDLREC, HRSMKREC, or HRSNFREC, it is possible for a respondent to be a lifetime but not a past year user of heroin according to IRHERRC, but to be classified as having past year substance use disorder of heroin. The few respondents who were lifetime but not past year users of heroin according to IRHERRC but were missing for HRNDLREC, HRSMKREC, or HRSNFREC were considered past year nonusers.

(IRPYUD5HER)
IRPYSEV5HER Len : 1 HEROIN USE DISORDER SEVERITY IN THE PAST YEAR - IMP REV

| | Freq | Pct |
|------------------------------------|-------|-------|
| 1 = Mild disorder | 27 | 0.05 |
| 2 = Moderate disorder..... | 12 | 0.02 |
| 3 = Severe disorder..... | 137 | 0.24 |
| 9 = NO PAST YEAR USE DISORDER..... | 57858 | 99.70 |

IPYSEV5HER Len : 1 HEROIN USE DISORDER SEVERITY IN THE PAST YEAR - IMP IND

| | Freq | Pct |
|---|-------|-------|
| 1 = Questionnaire data | 159 | 0.27 |
| 3 = Statistically imputed data..... | 18 | 0.03 |
| 9 = LEGITIMATE SKIP - NO PAST YEAR USE DISORDER | 57857 | 99.70 |

NOTE: Respondents who reported lifetime but not past year use of methamphetamine, but were past year users of methamphetamine according to the variable METHNDLRC, were asked the questions on methamphetamine use disorder. Because the editing and imputation procedures for methamphetamine recency do not incorporate METHNDLRC, it is possible for a respondent to be a lifetime but not a past year user of methamphetamine according to IRMETHAMREC, but to be classified as having past year substance use disorder of methamphetamine. The few respondents who were lifetime but not past year users of methamphetamine according to IRMETHAMREC but were missing for METHNDLRC were considered past year nonusers.

(IRPYUD5MTH)
IRPYSEV5MTH Len : 1 METHAMPHETAMINE USE DISORDER SEVERITY IN PAST YR - IMP REV

| | Freq | Pct |
|------------------------------------|-------|-------|
| 1 = Mild disorder | 65 | 0.11 |
| 2 = Moderate disorder..... | 61 | 0.11 |
| 3 = Severe disorder | 198 | 0.34 |
| 9 = NO PAST YEAR USE DISORDER..... | 57710 | 99.44 |

IPYSEV5MTH Len : 1 METHAMPHETAMINE USE DISORDER SEVERITY IN PAST YR - IMP IND

| | Freq | Pct |
|---|-------|-------|
| 1 = Questionnaire data | 296 | 0.51 |
| 3 = Statistically imputed data..... | 37 | 0.06 |
| 9 = LEGITIMATE SKIP - NO PAST YEAR USE DISORDER | 57701 | 99.43 |

(IRPYUD5HAL)
IRPYSEV5HAL Len : 1 HALLUCINOGEN USE DISORDER SEVERITY IN THE PAST YR - IMP REV

| | Freq | Pct |
|------------------------------------|-------|-------|
| 1 = Mild disorder | 88 | 0.15 |
| 2 = Moderate disorder..... | 37 | 0.06 |
| 3 = Severe disorder | 15 | 0.03 |
| 9 = NO PAST YEAR USE DISORDER..... | 57894 | 99.76 |

IPYSEV5HAL Len : 1 HALLUCINOGEN USE DISORDER SEVERITY IN THE PAST YR - IMP IND

| | Freq | Pct |
|---|-------|-------|
| 1 = Questionnaire data | 128 | 0.22 |
| 3 = Statistically imputed data..... | 107 | 0.18 |
| 9 = LEGITIMATE SKIP - NO PAST YEAR USE DISORDER | 57799 | 99.60 |

IMPUTED SUBSTANCE USE DISORDER

(IRPYUD5INH)
IRPYSEV5INH

| | | | |
|---------|---|-------------|------------|
| Len : 1 | INHALANT USE DISORDER SEVERITY IN THE PAST YEAR - IMP REV | | |
| | | Freq | Pct |
| | 1 = Mild disorder | 58 | 0.10 |
| | 2 = Moderate disorder..... | 15 | 0.03 |
| | 3 = Severe disorder..... | 15 | 0.03 |
| | 9 = NO PAST YEAR USE DISORDER..... | 57946 | 99.85 |

IPYSEV5INH

| | | | |
|---------|---|-------------|------------|
| Len : 1 | INHALANT USE DISORDER SEVERITY IN THE PAST YEAR - IMP IND | | |
| | | Freq | Pct |
| | 1 = Questionnaire data | 82 | 0.14 |
| | 3 = Statistically imputed data..... | 60 | 0.10 |
| | 9 = LEGITIMATE SKIP - NO PAST YEAR USE DISORDER | 57892 | 99.76 |

NOTE: IRSEVPMRMIS and IISEVPMRMIS were created using the DSM-5 based SUD variables that do not include use disorder data from past year users but not misusers of prescription pain relievers.

(IRUD5PNRMIS)
IRSEVPMRMIS

| | | | |
|---------|--|-------------|------------|
| Len : 1 | PAIN RELIEVER USE DISORDER SEVERITY, PY MISUSERS - IMP REV | | |
| | | Freq | Pct |
| | 1 = Mild disorder | 182 | 0.31 |
| | 2 = Moderate disorder..... | 90 | 0.16 |
| | 3 = Severe disorder..... | 161 | 0.28 |
| | 9 = Legitimate Skip..... | 57601 | 99.25 |

IISEVPMRMIS

| | | | |
|---------|--|-------------|------------|
| Len : 1 | PAIN RELIEVER USE DISORDER SEVERITY, PY MISUSERS - IMP IND | | |
| | | Freq | Pct |
| | 1 = Questionnaire data | 401 | 0.69 |
| | 3 = Statistically imputed data..... | 96 | 0.17 |
| | 9 = LEGITIMATE SKIP - NO PAST YEAR USE DISORDER | 57537 | 99.14 |

NOTE: IRSEVPMRUNM and IISEVPMRUNM were created using the DSM-5 based SUD variables that do not include use disorder data from past year misusers of prescription pain relievers.

(IRUD5PNRUNM)
IRSEVPMRUNM

| | | | |
|---------|--|-------------|------------|
| Len : 1 | PAIN RELIEVER USE DIS SEV, PY USERS BUT NOT MISUSERS-IMP REV | | |
| | | Freq | Pct |
| | 1 = Mild disorder | 408 | 0.70 |
| | 2 = Moderate disorder..... | 75 | 0.13 |
| | 3 = Severe disorder..... | 26 | 0.04 |
| | 9 = Legitimate Skip..... | 57525 | 99.12 |

IISEVPMRUNM

| | | | |
|---------|--|-------------|------------|
| Len : 1 | PAIN RELIEVER USE DIS SEV, PY USERS BUT NOT MISUSERS-IMP IND | | |
| | | Freq | Pct |
| | 1 = Questionnaire data | 482 | 0.83 |
| | 3 = Statistically imputed data..... | 362 | 0.62 |
| | 9 = LEGITIMATE SKIP - NO PAST YEAR USE DISORDER | 57190 | 98.55 |

NOTE: IRSEVTRQMIS and IISEVTRQMIS were created using the DSM-5 based SUD variables that do not include use disorder data from past year users but not misusers of prescription tranquilizers.

(IRUD5TRQMIS)
IRSEVTRQMIS

| | | | |
|---------|---|-------------|------------|
| Len : 1 | TRANQUILIZER USE DISORDER SEVERITY, PY MISUSERS - IMP REV | | |
| | | Freq | Pct |
| | 1 = Mild disorder | 91 | 0.16 |
| | 2 = Moderate disorder..... | 44 | 0.08 |
| | 3 = Severe disorder..... | 78 | 0.13 |
| | 9 = Legitimate Skip..... | 57821 | 99.63 |

IISEVTRQMIS

| | | | |
|---------|---|-------------|------------|
| Len : 1 | TRANQUILIZER USE DISORDER SEVERITY, PY MISUSERS - IMP IND | | |
| | | Freq | Pct |
| | 1 = Questionnaire data | 199 | 0.34 |
| | 3 = Statistically imputed data..... | 49 | 0.08 |
| | 9 = LEGITIMATE SKIP - NO PAST YEAR USE DISORDER | 57786 | 99.57 |

IMPUTED SUBSTANCE USE DISORDER

NOTE: IRSEVTRQUNM and IISEVTRQUNM were created using the DSM-5 based SUD variables that do not include use disorder data from past year misusers of prescription tranquilizers.

(IRUD5TRQUNM)

IRSEVTRQUNM

Len : 1 TRANQUILIZER USE DIS SEV, PY USERS BUT NOT MISUSERS-IMP REV

| | Freq | Pct |
|-----------------------------|-------|-------|
| 1 = Mild disorder | 128 | 0.22 |
| 2 = Moderate disorder | 28 | 0.05 |
| 3 = Severe disorder | 10 | 0.02 |
| 9 = Legitimate Skip | 57868 | 99.71 |

IISEVTRQUNM

Len : 1 TRANQUILIZER USE DIS SEV, PY USERS BUT NOT MISUSERS-IMP IND

| | Freq | Pct |
|---|-------|-------|
| 1 = Questionnaire data | 157 | 0.27 |
| 3 = Statistically imputed data | 156 | 0.27 |
| 9 = LEGITIMATE SKIP - NO PAST YEAR USE DISORDER | 57721 | 99.46 |

NOTE: IRSEVSTMMIS and IISEVSTMMIS were created using the DSM-5 based SUD variables that do not include use disorder data from past year users but not misusers of prescription stimulants.

(IRUD5STMMIS)

IRSEVSTMMIS

Len : 1 STIMULANT USE DISORDER SEVERITY, PY MISUSERS - IMP REV

| | Freq | Pct |
|-----------------------------|-------|-------|
| 1 = Mild disorder | 89 | 0.15 |
| 2 = Moderate disorder | 64 | 0.11 |
| 3 = Severe disorder | 61 | 0.11 |
| 9 = Legitimate Skip | 57820 | 99.63 |

IISEVSTMMIS

Len : 1 STIMULANT USE DISORDER SEVERITY, PY MISUSERS - IMP IND

| | Freq | Pct |
|---|-------|-------|
| 1 = Questionnaire data | 205 | 0.35 |
| 3 = Statistically imputed data | 35 | 0.06 |
| 9 = LEGITIMATE SKIP - NO PAST YEAR USE DISORDER | 57794 | 99.59 |

NOTE: IRSEVSTMUNM and IISEVSTMUNM were created using the DSM-5 based SUD variables that do not include use disorder data from past year misusers of prescription stimulants.

(IRUD5STMUNM)

IRSEVSTMUNM

Len : 1 STIMULANT USE DIS SEV, PY USERS BUT NOT MISUSERS - IMP REV

| | Freq | Pct |
|-----------------------------|-------|-------|
| 1 = Mild disorder | 201 | 0.35 |
| 2 = Moderate disorder | 24 | 0.04 |
| 3 = Severe disorder | 17 | 0.03 |
| 9 = Legitimate Skip | 57792 | 99.58 |

IISEVSTMUNM

Len : 1 STIMULANT USE DIS SEV, PY USERS BUT NOT MISUSERS - IMP IND

| | Freq | Pct |
|---|-------|-------|
| 1 = Questionnaire data | 226 | 0.39 |
| 3 = Statistically imputed data | 142 | 0.24 |
| 9 = LEGITIMATE SKIP - NO PAST YEAR USE DISORDER | 57666 | 99.37 |

NOTE: IRSEVSEDMIS and IISEVSEDMIS were created using the DSM-5 based SUD variables that do not include use disorder data from past year users but not misusers of prescription sedatives.

(IRUD5SEDMIS)

IRSEVSEDMIS

Len : 1 SEDATIVE USE DISORDER SEVERITY, PY MISUSERS - IMP REV

| | Freq | Pct |
|-----------------------------|-------|-------|
| 1 = Mild disorder | 33 | 0.06 |
| 2 = Moderate disorder | 15 | 0.03 |
| 3 = Severe disorder | 18 | 0.03 |
| 9 = Legitimate Skip | 57968 | 99.89 |

IMPUTED SUBSTANCE USE DISORDER

| | | | |
|-------------------|---|-------------|------------|
| <u>IIEVSEDMIS</u> | Len : 1 SEDATIVE USE DISORDER SEVERITY, PY MISUSERS - IMP IND | | |
| | | Freq | Pct |
| | 1 = Questionnaire data | 59 | 0.10 |
| | 3 = Statistically imputed data | 14 | 0.02 |
| | 9 = LEGITIMATE SKIP - NO PAST YEAR USE DISORDER | 57961 | 99.87 |

NOTE: IRSEVSEDUNM and IIEVSEVSEDUNM were created using the DSM-5 based SUD variables that do not include use disorder data from past year misusers of prescription sedatives.

| | | | |
|----------------------|---|-------------|------------|
| <i>(IRUD5SEDUNM)</i> | | | |
| <u>IRSEVSEDUNM</u> | Len : 1 SEDATIVE USE DIS SEV, PY USERS BUT NOT MISUSERS - IMP REV | | |
| | | Freq | Pct |
| | 1 = Mild disorder | 79 | 0.14 |
| | 2 = Moderate disorder | 14 | 0.02 |
| | 3 = Severe disorder | 14 | 0.02 |
| | 9 = Legitimate Skip | 57927 | 99.82 |

| | | | |
|----------------------|---|-------------|------------|
| <u>IIEVSEVSEDUNM</u> | Len : 1 SEDATIVE USE DIS SEV, PY USERS BUT NOT MISUSERS - IMP IND | | |
| | | Freq | Pct |
| | 1 = Questionnaire data | 98 | 0.17 |
| | 3 = Statistically imputed data | 99 | 0.17 |
| | 9 = LEGITIMATE SKIP - NO PAST YEAR USE DISORDER | 57837 | 99.66 |

RECODED SUBSTANCE USE DISORDER

RECODED SUBSTANCE USE DISORDER

NOTE: The variables in this section are recoded variables that were created from one or more of the variables from the following section: Imputed Substance Use Disorder.

NOTE: UD5TRQSDMIS was created using the DSM-5 based SUD variables that do not include use disorder data from past year users but not misusers of prescription tranquilizers or sedatives.

(*IRUD5SEDMIS, IRUD5TRQMIS*)

| | | | | |
|--------------------|---------|--|-------------|------------|
| <u>UD5TRQSDMIS</u> | Len : 1 | RC-TRANQUILIZER OR SEDATIVE USE DISORDER - PY MISUSERS | | |
| | | | Freq | Pct |
| | | 0 = No (all source variables = 0)..... | 57785 | 99.57 |
| | | 1 = Yes (any source variable = 1) | 249 | 0.43 |

NOTE: UD5TRQSDUNM was created using the DSM-5 based SUD variables that do not include use disorder data from past year misusers of prescription tranquilizers or sedatives.

(*IRUD5SEDUNM, IRUD5TRQUNM*)

| | | | | |
|--------------------|---------|--|-------------|------------|
| <u>UD5TRQSDUNM</u> | Len : 1 | RC-TRANQUILIZER/SEDATIVE USE DIS-PY USERS BUT NOT MISUSERS | | |
| | | | Freq | Pct |
| | | 0 = No (all source variables = 0)..... | 57779 | 99.56 |
| | | 1 = Yes (any source variable = 1) | 255 | 0.44 |

NOTE: UD5TRQSDANY was created using the DSM-5 based SUD variables that include use disorder data from all past year users of prescription tranquilizers or sedatives.

(*UDYR5SEDANY, UDYR5TRQANY*)

| | | | | |
|--------------------|---------|--|-------------|------------|
| <u>UD5TRQSDANY</u> | Len : 1 | RC-TRANQUILIZER OR SEDATIVE USE DISORDER - PAST YEAR USERS | | |
| | | | Freq | Pct |
| | | 0 = No (all source variables = 0)..... | 57549 | 99.16 |
| | | 1 = Yes (any source variable = 1) | 485 | 0.84 |

NOTE: UD5PSYMIS was created using the DSM-5 based SUD variables that do not include use disorder data from past year users but not misusers of prescription drugs.

(*IRUD5PNRMIS, IRUD5SEDMIS, IRUD5STMMIS, IRUD5TRQMIS*)

| | | | | |
|------------------|---------|--|-------------|------------|
| <u>UD5PSYMIS</u> | Len : 1 | RC-PSYCHOTHERAPEUTIC USE DISORDER - PAST YEAR MISUSERS | | |
| | | | Freq | Pct |
| | | 0 = No (all source variables = 0)..... | 57309 | 98.75 |
| | | 1 = Yes (any source variable = 1) | 725 | 1.25 |

NOTE: UD5PSYUNM was created using the DSM-5 based SUD variables that do not include use disorder data from past year misusers of prescription drugs.

(*IRUD5PNRUNM, IRUD5SEDUNM, IRUD5STMUNM, IRUD5TRQUNM*)

| | | | | |
|------------------|---------|---|-------------|------------|
| <u>UD5PSYUNM</u> | Len : 1 | RC-PSYCHOTHERAPEUTIC USE DISORD - PY USERS BUT NOT MISUSERS | | |
| | | | Freq | Pct |
| | | 0 = No (all source variables = 0)..... | 57107 | 98.40 |
| | | 1 = Yes (any source variable = 1) | 927 | 1.60 |

NOTE: UD5PSYANY was created using the DSM-5 based SUD variables that include use disorder data from all past year users of prescription drugs.

(*UDYR5PNRANY, UDYR5SEDANY, UDYR5STMANY, UDYR5TRQANY*)

| | | | | |
|------------------|---------|---|-------------|------------|
| <u>UD5PSYANY</u> | Len : 1 | RC-PSYCHOTHERAPEUTIC USE DISORDER - PAST YEAR USERS | | |
| | | | Freq | Pct |
| | | 0 = No (all source variables = 0)..... | 56466 | 97.30 |
| | | 1 = Yes (any source variable = 1) | 1568 | 2.70 |

RECODED SUBSTANCE USE DISORDER

NOTE: UD5OPIMIS was created using the DSM-5 based SUD variables that do not include use disorder data from past year users but not misusers of prescription pain relievers.

(IRPYUD5HER, IRUD5PNRMIS)

| | | | |
|------------------|---|-------------|------------|
| <u>UD5OPIMIS</u> | Len : 1 RC-OPIOID USE DISORDER - PAST YEAR MISUSERS | | |
| | | Freq | Pct |
| | 0 = No (all source variables = 0)..... | 57490 | 99.06 |
| | 1 = Yes (any source variable = 1) | 544 | 0.94 |

NOTE: UD5OPIUNM was created using the DSM-5 based SUD variables that do not include use disorder data from past year misusers of prescription pain relievers.

(IRPYUD5HER, IRUD5PNRUNM)

| | | | |
|------------------|--|-------------|------------|
| <u>UD5OPIUNM</u> | Len : 1 RC-OPIOID USE DISORDER - PY USERS BUT NOT MISUSERS | | |
| | | Freq | Pct |
| | 0 = No (all source variables = 0)..... | 57357 | 98.83 |
| | 1 = Yes (any source variable = 1) | 677 | 1.17 |

NOTE: UD5OPIANY was created using the DSM-5 based SUD variables that include use disorder data from all past year users of prescription pain relievers.

(IRPYUD5HER, UDYR5PNRANY)

| | | | |
|------------------|--|-------------|------------|
| <u>UD5OPIANY</u> | Len : 1 RC-OPIOID USE DISORDER - PAST YEAR USERS | | |
| | | Freq | Pct |
| | 0 = No (all source variables = 0)..... | 56989 | 98.20 |
| | 1 = Yes (any source variable = 1) | 1045 | 1.80 |

NOTE: UD5HRPNRMIS was created using the DSM-5 based SUD variables that do not include use disorder data from past year users but not misusers of prescription pain relievers.

(IRPYUD5HER, IRUD5PNRMIS)

| | | | |
|--------------------|---|-------------|------------|
| <u>UD5HRPNRMIS</u> | Len : 1 RC-HEROIN/PAIN RELIEVER USE DISORDER - PAST YEAR MISUSERS | | |
| | | Freq | Pct |
| | 1 = PST YR HEROIN USE DIS (IRPYUD5HER=1 and IRUD5PNRMIS=0)..... | 111 | 0.19 |
| | 2 = PST YR PNR USE DIS (IRPYUD5HER=0 and IRUD5PNRMIS=1) | 368 | 0.63 |
| | 3 = PST YR HER & PNR USE DIS (IRPYUD5HER=1 and IRUD5PNRMIS=1) | 65 | 0.11 |
| | 4 = NO PST YR HER OR PNR UD (IRPYUD5HER=0 and IRUD5PNRMIS=0) | 57490 | 99.06 |

NOTE: UD5HRPNRUNM was created using the DSM-5 based SUD variables that do not include use disorder data from past year misusers of prescription pain relievers.

(IRPYUD5HER, IRUD5PNRUNM)

| | | | |
|--------------------|--|-------------|------------|
| <u>UD5HRPNRUNM</u> | Len : 1 RC-HEROIN/PAIN RELIEVER USE DISORD-PY USERS BUT NOT MISUSERS | | |
| | | Freq | Pct |
| | 1 = PST YR HEROIN USE DIS (IRPYUD5HER=1 and IRUD5PNRUNM=0)..... | 168 | 0.29 |
| | 2 = PST YR PNR USE DIS (IRPYUD5HER=0 and IRUD5PNRUNM=1) | 501 | 0.86 |
| | 3 = PST YR HER & PNR USE DIS (IRPYUD5HER=1 and IRUD5PNRUNM=1) | 8 | 0.01 |
| | 4 = NO PST YR HER OR PNR UD (IRPYUD5HER=0 and IRUD5PNRUNM=0) | 57357 | 98.83 |

NOTE: UD5HRPNRANY was created using the DSM-5 based SUD variables that include use disorder data from all past year users of prescription pain relievers.

(IRPYUD5HER, UDYR5PNRANY)

| | | | |
|--------------------|---|-------------|------------|
| <u>UD5HRPNRANY</u> | Len : 1 RC-HEROIN/PAIN RELIEVER USE DISORDER - PAST YEAR USERS | | |
| | | Freq | Pct |
| | 1 = PST YR HEROIN USE DIS (IRPYUD5HER=1 and UDYR5PNRANY=0)..... | 103 | 0.18 |
| | 2 = PST YR PNR USE DIS (IRPYUD5HER=0 and UDYR5PNRANY=1) | 869 | 1.50 |
| | 3 = PST YR HER & PNR USE DIS (IRPYUD5HER=1 and UDYR5PNRANY=1) | 73 | 0.13 |
| | 4 = NO PST YR HER OR PNR UD (IRPYUD5HER=0 and UDYR5PNRANY=0) | 56989 | 98.20 |

RECODED SUBSTANCE USE DISORDER

NOTE: UD5CNSMIS was created using the DSM-5 based SUD variables that do not include use disorder data from past year users but not misusers of prescription stimulants.

(IRPYUD5COC, IRPYUD5MTH, IRUD5STMMIS)

UD5CNSMIS

Len : 1 RC-CNS STIMULANT USE DISORDER - PAST YEAR MISUSERS

| | Freq | Pct |
|---|-------|-------|
| 0 = No (all source variables = 0)..... | 57328 | 98.78 |
| 1 = Yes (any source variable = 1) | 706 | 1.22 |

NOTE: UD5CNSUNM was created using the DSM-5 based SUD variables that do not include use disorder data from past year misusers of prescription stimulants.

(IRPYUD5COC, IRPYUD5MTH, IRUD5STMUNM)

UD5CNSUNM

Len : 1 RC-CNS STIMULANT USE DISORDER - PY USERS BUT NOT MISUSERS

| | Freq | Pct |
|---|-------|-------|
| 0 = No (all source variables = 0)..... | 57264 | 98.67 |
| 1 = Yes (any source variable = 1) | 770 | 1.33 |

NOTE: UD5CNSANY was created using the DSM-5 based SUD variables that include use disorder data from all past year users of prescription stimulants.

(IRPYUD5COC, IRPYUD5MTH, UDYR5STMANY)

UD5CNSANY

Len : 1 RC-CNS STIMULANT USE DISORDER - PAST YEAR USERS

| | Freq | Pct |
|---|-------|-------|
| 0 = No (all source variables = 0)..... | 57100 | 98.39 |
| 1 = Yes (any source variable = 1) | 934 | 1.61 |

NOTE: UD5ILLMIS was created using the DSM-5 based SUD variables that do not include use disorder data from past year users but not misusers of prescription drugs.

(IRPYUD5COC, IRPYUD5HAL, IRPYUD5HER, IRPYUD5INH, IRPYUD5MRJ, IRPYUD5MTH, IRUD5PNRMIS, IRUD5SEDMIS, IRUD5STMMIS, IRUD5TRQMIS)

UD5ILLMIS

Len : 1 RC-ILLCIT DRUG USE DISORDER - PAST YEAR MISUSERS

| | Freq | Pct |
|---|-------|-------|
| 0 = No (all source variables = 0)..... | 53030 | 91.38 |
| 1 = Yes (any source variable = 1) | 5004 | 8.62 |

NOTE: UD5ILLUNM was created using the DSM-5 based SUD variables that do not include use disorder data from past year misusers of prescription drugs.

(IRPYUD5COC, IRPYUD5HAL, IRPYUD5HER, IRPYUD5INH, IRPYUD5MRJ, IRPYUD5MTH, IRUD5PNRUNM, IRUD5SEDUNM, IRUD5STMUNM, IRUD5TRQUNM)

UD5ILLUNM

Len : 1 RC-DRUG USE DISORDER - PAST YEAR USERS BUT NOT MISUSERS

| | Freq | Pct |
|---|-------|-------|
| 0 = No (all source variables = 0)..... | 52636 | 90.70 |
| 1 = Yes (any source variable = 1) | 5398 | 9.30 |

NOTE: UD5ILLANY was created using the DSM-5 based SUD variables that include use disorder data from all past year users of prescription drugs.

(IRPYUD5COC, IRPYUD5HAL, IRPYUD5HER, IRPYUD5INH, IRPYUD5MRJ, IRPYUD5MTH, UDYR5PNRANY, UDYR5SEDANY, UDYR5STMANY, UDYR5TRQANY)

UD5ILLANY

Len : 1 RC-DRUG USE DISORDER - PAST YEAR USERS

| | Freq | Pct |
|---|-------|-------|
| 0 = No (all source variables = 0)..... | 52321 | 90.16 |
| 1 = Yes (any source variable = 1) | 5713 | 9.84 |

RECODED SUBSTANCE USE DISORDER

NOTE: UD5IEMMIS was created using the DSM-5 based SUD variables that do not include use disorder data from past year users but not misusers of prescription drugs.

(IRPYUD5COC, IRPYUD5HAL, IRPYUD5HER, IRPYUD5INH, IRPYUD5MTH, IRUD5PNRMIS, IRUD5SEDMIS, IRUD5STMMIS, IRUD5TRQMIS)

| | | | |
|------------------|--|-------|-------|
| <u>UD5IEMMIS</u> | Len : 1 RC-ILLCIT DRUG OTHER THAN MRJ USE DISORDER - PY MISUSERS | | |
| | 0 = No (all source variables = 0)..... | 56713 | 97.72 |
| | 1 = Yes (any source variable = 1) | 1321 | 2.28 |

NOTE: UD5IEMUNM was created using the DSM-5 based SUD variables that do not include use disorder data from past year misusers of prescription drugs.

(IRPYUD5COC, IRPYUD5HAL, IRPYUD5HER, IRPYUD5INH, IRPYUD5MTH, IRUD5PNRUNM, IRUD5SEDUNM, IRUD5STMUNM, IRUD5TRQUNM)

| | | | |
|------------------|---|-------|-------|
| <u>UD5IEMUNM</u> | Len : 1 RC-DRUG OTHER THAN MRJ USE DISORD-PY USERS BUT NOT MISUSERS | | |
| | 0 = No (all source variables = 0)..... | 56376 | 97.14 |
| | 1 = Yes (any source variable = 1) | 1658 | 2.86 |

NOTE: UD5IEMANY was created using the DSM-5 based SUD variables that include use disorder data from all past year users of prescription drugs.

(IRPYUD5COC, IRPYUD5HAL, IRPYUD5HER, IRPYUD5INH, IRPYUD5MTH, UDYR5PNRANY, UDYR5SEDANY, UDYR5STMANY, UDYR5TRQANY)

| | | | |
|------------------|---|-------|-------|
| <u>UD5IEMANY</u> | Len : 1 RC-DRUG OTHER THAN MRJ USE DISORDER - PAST YEAR USERS | | |
| | 0 = No (all source variables = 0)..... | 55904 | 96.33 |
| | 1 = Yes (any source variable = 1) | 2130 | 3.67 |

NOTE: UD5ILALMIS was created using the DSM-5 based SUD variables that do not include use disorder data from past year users but not misusers of prescription drugs.

(IRPYUD5ALC, UD5ILLMIS)

| | | | |
|-------------------|---|-------|-------|
| <u>UD5ILALMIS</u> | Len : 1 RC-ILLCIT DRUG OR ALCOHOL USE DISORDER - PAST YEAR MISUSERS | | |
| | 0 = No (all source variables = 0)..... | 48329 | 83.28 |
| | 1 = Yes (any source variable = 1) | 9705 | 16.72 |

NOTE: UD5ILALUNM was created using the DSM-5 based SUD variables that do not include use disorder data from past year misusers of prescription drugs.

(IRPYUD5ALC, UD5ILLUNM)

| | | | |
|-------------------|---|-------|-------|
| <u>UD5ILALUNM</u> | Len : 1 RC-DRUG OR ALCOHOL USE DISORDER - PY USERS BUT NOT MISUSERS | | |
| | 0 = No (all source variables = 0)..... | 47944 | 82.61 |
| | 1 = Yes (any source variable = 1) | 10090 | 17.39 |

NOTE: UD5ILALANY was created using the DSM-5 based SUD variables that include use disorder data from all past year users of prescription drugs.

(IRPYUD5ALC, UD5ILLANY)

| | | | |
|-------------------|---|-------|-------|
| <u>UD5ILALANY</u> | Len : 1 RC-DRUG OR ALCOHOL USE DISORDER - PAST YEAR USERS | | |
| | 0 = No (all source variables = 0)..... | 47723 | 82.23 |
| | 1 = Yes (any source variable = 1) | 10311 | 17.77 |

RECODED SUBSTANCE USE DISORDER

NOTE: UD5ILAALMIS was created using the DSM-5 based SUD variables that do not include use disorder data from past year users but not misusers of prescription drugs.

(IRPYUD5ALC, UD5ILLMIS)

| | | | | |
|--------------------|---------|--|-------------|------------|
| <u>UD5ILAALMIS</u> | Len : 1 | RC-ILICIT DRUG AND ALCOHOL USE DISORDER-PAST YEAR MISUSERS | | |
| | | | Freq | Pct |
| | | 0 = No (IRPYUD5ALC=0 or UD5ILLMIS=0)..... | 56328 | 97.06 |
| | | 1 = Yes (IRPYUD5ALC=1 and UD5ILLMIS=1)..... | 1706 | 2.94 |

NOTE: UD5ILAALUNM was created using the DSM-5 based SUD variables that do not include use disorder data from past year misusers of prescription drugs.

(IRPYUD5ALC, UD5ILLUNM)

| | | | | |
|--------------------|---------|--|-------------|------------|
| <u>UD5ILAALUNM</u> | Len : 1 | RC-DRUG AND ALCOHOL USE DISORDER - PY USERS BUT NOT MISUSERS | | |
| | | | Freq | Pct |
| | | 0 = No (IRPYUD5ALC=0 or UD5ILLUNM=0)..... | 56319 | 96.84 |
| | | 1 = Yes (IRPYUD5ALC=1 and UD5ILLUNM=1)..... | 1715 | 2.96 |

NOTE: UD5ILAALANY was created using the DSM-5 based SUD variables that include use disorder data from all past year users of prescription drugs.

(IRPYUD5ALC, UD5ILLANY)

| | | | | |
|--------------------|---------|--|-------------|------------|
| <u>UD5ILAALANY</u> | Len : 1 | RC-DRUG AND ALCOHOL USE DISORDER - PAST YEAR USERS | | |
| | | | Freq | Pct |
| | | 0 = No (IRPYUD5ALC=0 or UD5ILLANY=0)..... | 56225 | 96.88 |
| | | 1 = Yes (IRPYUD5ALC=1 and UD5ILLANY=1)..... | 1809 | 3.12 |

NOTE: UD5ILNALMIS was created using the DSM-5 based SUD variables that do not include use disorder data from past year users but not misusers of prescription drugs.

(IRPYUD5ALC, UD5ILLMIS)

| | | | | |
|--------------------|---------|---|-------------|------------|
| <u>UD5ILNALMIS</u> | Len : 1 | RC-ILL DRUG USE DISORDER, NO ALC USE DISORDER - PY MISUSERS | | |
| | | | Freq | Pct |
| | | 0 = No (IRPYUD5ALC=1 or UD5ILLMIS=0)..... | 54736 | 94.32 |
| | | 1 = Yes (IRPYUD5ALC=0 and UD5ILLMIS=1)..... | 3298 | 5.68 |

NOTE: UD5ILNALUNM was created using the DSM-5 based SUD variables that do not include use disorder data from past year misusers of prescription drugs.

(IRPYUD5ALC, UD5ILLUNM)

| | | | | |
|--------------------|---------|---|-------------|------------|
| <u>UD5ILNALUNM</u> | Len : 1 | RC-DRUG USE DIS, NO ALC USE DIS - PY USERS BUT NOT MISUSERS | | |
| | | | Freq | Pct |
| | | 0 = No (IRPYUD5ALC=1 or UD5ILLUNM=0)..... | 54351 | 93.65 |
| | | 1 = Yes (IRPYUD5ALC=0 and UD5ILLUNM=1)..... | 3683 | 6.35 |

NOTE: UD5ILNALANY was created using the DSM-5 based SUD variables that include use disorder data from all past year users of prescription drugs.

(IRPYUD5ALC, UD5ILLANY)

| | | | | |
|--------------------|---------|---|-------------|------------|
| <u>UD5ILNALANY</u> | Len : 1 | RC-DRUG USE DISORDER, NO ALC USE DISORDER - PAST YEAR USERS | | |
| | | | Freq | Pct |
| | | 0 = No (IRPYUD5ALC=1 or UD5ILLANY=0)..... | 54130 | 93.27 |
| | | 1 = Yes (IRPYUD5ALC=0 and UD5ILLANY=1)..... | 3904 | 6.73 |

RECODED SUBSTANCE USE DISORDER

NOTE: UD5ALNILMIS was created using the DSM-5 based SUD variables that do not include use disorder data from past year users but not misusers of prescription drugs.

(IRPYUD5ALC, UD5ILLMIS)

| | | | | |
|--------------------|---------|---|-------------|------------|
| <u>UD5ALNILMIS</u> | Len : 1 | RC-ALC USE DISORDER, NO ILL DRUG USE DISORDER - PY MISUSERS | | |
| | | | Freq | Pct |
| | | 0 = No (IRPYUD5ALC=0 or UD5ILLMIS=1)..... | 53333 | 91.90 |
| | | 1 = Yes (IRPYUD5ALC=1 and UD5ILLMIS=0)..... | 4701 | 8.10 |

NOTE: UD5ALNILUNM was created using the DSM-5 based SUD variables that do not include use disorder data from past year misusers of prescription drugs.

(IRPYUD5ALC, UD5ILLUNM)

| | | | | |
|--------------------|---------|---|-------------|------------|
| <u>UD5ALNILUNM</u> | Len : 1 | RC-ALC USE DIS, NO DRUG USE DIS-PY USERS BUT NOT MISUSERS | | |
| | | | Freq | Pct |
| | | 0 = No (IRPYUD5ALC=0 or UD5ILLUNM=1)..... | 53436 | 92.08 |
| | | 1 = Yes (IRPYUD5ALC=1 and UD5ILLUNM=0)..... | 4692 | 8.08 |

NOTE: UD5ALNILANY was created using the DSM-5 based SUD variables that include use disorder data from all past year users of prescription drugs.

(IRPYUD5ALC, UD5ILLANY)

| | | | | |
|--------------------|---------|---|-------------|------------|
| <u>UD5ALNILANY</u> | Len : 1 | RC-ALC USE DISORDER, NO DRUG USE DISORDER - PAST YEAR USERS | | |
| | | | Freq | Pct |
| | | 0 = No (IRPYUD5ALC=0 or UD5ILLANY=1)..... | 53436 | 92.08 |
| | | 1 = Yes (IRPYUD5ALC=1 and UD5ILLANY=0)..... | 4598 | 7.92 |

NOTE: The following variables UDYR5PNRANY, UDYR5SEDANY, UDYR5STMANY, UDYR5TRQANY, SEVYRPNRANY, SEVYRTRQANY, SEVYRSTMANY, and SEVYRSEDANY were created using the DSM-5 based SUD variables that include use disorder data from all past year users of prescription drugs.

(IRUD5PNRMIS, IRUD5PNRUNM)

| | | | | |
|--------------------|---------|---|-------------|------------|
| <u>UDYR5PNRANY</u> | Len : 1 | RC-PAIN RELIEVER USE DISORDER, PY USERS | | |
| | | | Freq | Pct |
| | | 0 = No (all source variables = 0)..... | 57092 | 98.38 |
| | | 1 = Yes (any source variable = 1)..... | 942 | 1.62 |

(IRUD5SEDMIS, IRUD5SEDUNM)

| | | | | |
|--------------------|---------|--|-------------|------------|
| <u>UDYR5SEDANY</u> | Len : 1 | RC-SEDATIVE USE DISORDER, PY USERS | | |
| | | | Freq | Pct |
| | | 0 = No (all source variables = 0)..... | 57861 | 99.70 |
| | | 1 = Yes (any source variable = 1)..... | 173 | 0.30 |

(IRUD5STMMIS, IRUD5STMUNM)

| | | | | |
|--------------------|---------|--|-------------|------------|
| <u>UDYR5STMANY</u> | Len : 1 | RC-STIMULANT USE DISORDER, PY USERS | | |
| | | | Freq | Pct |
| | | 0 = No (all source variables = 0)..... | 57578 | 99.21 |
| | | 1 = Yes (any source variable = 1)..... | 456 | 0.79 |

(IRUD5TRQMIS, IRUD5TRQUNM)

| | | | | |
|--------------------|---------|--|-------------|------------|
| <u>UDYR5TRQANY</u> | Len : 1 | RC-TRANQUILIZER USE DISORDER, PY USERS | | |
| | | | Freq | Pct |
| | | 0 = No (all source variables = 0)..... | 57655 | 99.35 |
| | | 1 = Yes (any source variable = 1)..... | 379 | 0.65 |

(IRSEVPNRMIS, IRSEVPNRUNM)

| | | | | |
|--------------------|---------|--|-------------|------------|
| <u>SEVYRPNRANY</u> | Len : 1 | RC-PAIN RELIEVER USE DISORDER SEVERITY, PY USERS | | |
| | | | Freq | Pct |
| | | 1 = Mild disorder..... | 590 | 1.02 |
| | | 2 = Moderate disorder..... | 165 | 0.28 |
| | | 3 = Severe disorder..... | 187 | 0.32 |
| | | 9 = Legitimate Skip..... | 57092 | 98.38 |

RECODED SUBSTANCE USE DISORDER

(IRSEVTRQOMIS, IRSEVTRQUNM)

SEVYRTRQANY Len : 1 RC-TRANQUILIZER USE DISORDER SEVERITY, PY USERS

| | Freq | Pct |
|----------------------------|-------|-------|
| 1 = Mild disorder | 219 | 0.38 |
| 2 = Moderate disorder..... | 72 | 0.12 |
| 3 = Severe disorder..... | 88 | 0.15 |
| 9 = Legitimate Skip..... | 57655 | 99.35 |

(IRSEVSTMMIS, IRSEVSTMUNM)

SEVYRSTMANY Len : 1 RC-STIMULANT USE DISORDER SEVERITY, PY USERS

| | Freq | Pct |
|----------------------------|-------|-------|
| 1 = Mild disorder | 290 | 0.50 |
| 2 = Moderate disorder..... | 88 | 0.15 |
| 3 = Severe disorder..... | 78 | 0.13 |
| 9 = Legitimate Skip..... | 57578 | 99.21 |

(IRSEVSEDMIS, IRSEVSEDUNM)

SEVYRSEDANY Len : 1 RC-SEDATIVE USE DISORDER SEVERITY, PY USERS

| | Freq | Pct |
|----------------------------|-------|-------|
| 1 = Mild disorder | 112 | 0.19 |
| 2 = Moderate disorder..... | 29 | 0.05 |
| 3 = Severe disorder..... | 32 | 0.06 |
| 9 = Legitimate Skip..... | 57861 | 99.70 |

NOTE: The following six substance use disorder (SUD) severity recoded variables were created using the DSM-5 based SUD variables that include use disorder data from all past year users of prescription drugs. These SUD severity recoded variables are defined as the maximum disorder severity level across multiple substances (each of the source variables represent a substance). When any of the source variables indicated a disorder (mild, moderate, or severe), these recoded variables are assigned the maximum severity level.

(SEVYRSEDANY, SEVYRTRQANY)

SVYRTQSDANY Len : 1 RC-TRANQUILIZER OR SEDATIVE USE DISORDER SEVERITY, PY USERS

| | Freq | Pct |
|---|-------|-------|
| 1 = Mild disorder (See comment above)..... | 291 | 0.50 |
| 2 = Moderate disorder (See comment above)..... | 85 | 0.15 |
| 3 = Severe disorder (See comment above)..... | 109 | 0.19 |
| 4 = No Past Year Use Disorder (all source variables=9)..... | 57549 | 99.16 |

(SEVYRPNRANY, SEVYRSEDANY, SEVYRSTMANY, SEVYRTRQANY)

SVYRPSYANY Len : 1 RC-PSYCHOTHERAPEUTIC USE DISORDER SEVERITY, PY USERS

| | Freq | Pct |
|---|-------|-------|
| 1 = Mild disorder (See comment above SVYRTQSDANY)..... | 993 | 1.71 |
| 2 = Moderate disorder (See comment above SVYRTQSDANY)..... | 274 | 0.47 |
| 3 = Severe disorder (See comment above SVYRTQSDANY)..... | 301 | 0.52 |
| 4 = No Past Year Use Disorder (all source variables=9)..... | 56466 | 97.30 |

(IRPYSEV5HER, SEVYRPNRANY)

SVYROPIANY Len : 1 RC-OPIOID USE DISORDER SEVERITY, PY USERS

| | Freq | Pct |
|---|-------|-------|
| 1 = Mild disorder (See comment above SVYRTQSDANY)..... | 601 | 1.04 |
| 2 = Moderate disorder (See comment above SVYRTQSDANY)..... | 167 | 0.29 |
| 3 = Severe disorder (See comment above SVYRTQSDANY)..... | 277 | 0.48 |
| 4 = No Past Year Use Disorder (all source variables=9)..... | 56989 | 98.20 |

(IRPYSEV5COC, IRPYSEV5MTH, SEVYRSTMANY)

SVYRCNSANY Len : 1 RC-CNS STIMULANT USE DISORDER SEVERITY, PY USERS

| | Freq | Pct |
|---|-------|-------|
| 1 = Mild disorder (See comment above SVYRTQSDANY)..... | 410 | 0.71 |
| 2 = Moderate disorder (See comment above SVYRTQSDANY)..... | 187 | 0.32 |
| 3 = Severe disorder (See comment above SVYRTQSDANY)..... | 337 | 0.58 |
| 4 = No Past Year Use Disorder (all source variables=9)..... | 57100 | 98.39 |

RECODED SUBSTANCE USE DISORDER

(IRPYSEV5COC, IRPYSEV5HAL, IRPYSEV5HER, IRPYSEV5INH, IRPYSEV5MRJ, IRPYSEV5MTH, SEVYRPNRANY, SEVYRSEDANY, SEVYRSTMANY, SEVYRTRQANY)

SVYRDUDANY Len : 1 RC-DRUG USE DISORDER SEVERITY, PY USERS

| | Freq | Pct |
|---|-------------|------------|
| 1 = Mild disorder (See comment above SVYRTQSDANY)..... | 3049 | 5.25 |
| 2 = Moderate disorder (See comment above SVYRTQSDANY)..... | 1420 | 2.45 |
| 3 = Severe disorder (See comment above SVYRTQSDANY)..... | 1244 | 2.14 |
| 4 = No Past Year Use Disorder (all source variables=9)..... | 52321 | 90.16 |

(IRPYSEV5ALC, IRPYSEV5COC, IRPYSEV5HAL, IRPYSEV5HER, IRPYSEV5INH, IRPYSEV5MRJ, IRPYSEV5MTH, SEVYRPNRANY, SEVYRSEDANY, SEVYRSTMANY, SEVYRTRQANY)

SVYRSUDANY Len : 1 RC-SUBSTANCE USE DISORDER SEVERITY, PY USERS

| | Freq | Pct |
|---|-------------|------------|
| 1 = Mild disorder (See comment above SVYRTQSDANY)..... | 5643 | 9.72 |
| 2 = Moderate disorder (See comment above SVYRTQSDANY)..... | 2381 | 4.10 |
| 3 = Severe disorder (See comment above SVYRTQSDANY)..... | 2287 | 3.94 |
| 4 = No Past Year Use Disorder (all source variables=9)..... | 47723 | 82.23 |

SPECIAL TOPICS

SPECIAL TOPICS

The values in this section may be inconsistent with values for variables in other sections of the interview. Items in this section were edited when respondents legitimately skipped out of these items based on prior answers in earlier sections. Otherwise, variables in one section of the interview generally were not edited to make them consistent with variables in another section of the interview. This note applies to variables in this section marked by a¹.

The next questions are about encounters with the police or the court system.

Not counting minor traffic violations, have you ever been arrested and booked for breaking the law?

Being "booked" means that you were taken into custody and processed by the police or by someone connected with the courts, even if you were then released.

(SP01)

BOOKED¹

Len : 2 EVER ARRESTED AND BOOKED FOR BREAKING THE LAW

| | Freq | Pct |
|---------------------------------------|-------|-------|
| 1 = Yes..... | 6045 | 10.42 |
| 2 = No..... | 50807 | 87.55 |
| 3 = Yes LOGICALLY ASSIGNED..... | 181 | 0.31 |
| 85 = BAD DATA Logically assigned..... | 7 | 0.01 |
| 94 = DON'T KNOW..... | 64 | 0.11 |
| 97 = REFUSED..... | 90 | 0.16 |
| 98 = BLANK (NO ANSWER)..... | 840 | 1.45 |

Not counting minor traffic violations, how many times during the past 12 months have you been arrested and booked for breaking a law?

(SP02, SP03S)

NOBOOKY2¹

Len : 3 # TIMES ARRESTED AND BOOKED PAST 12 MONTHS

| | Freq | Pct |
|--|-------|-------|
| 0 = None..... | 5270 | 9.08 |
| 1 = One time..... | 520 | 0.90 |
| 2 = Two times..... | 137 | 0.24 |
| 3 = Three or more times..... | 74 | 0.13 |
| 985 = BAD DATA Logically assigned..... | 8 | 0.01 |
| 994 = DON'T KNOW..... | 16 | 0.03 |
| 997 = REFUSED..... | 114 | 0.20 |
| 998 = BLANK (NO ANSWER)..... | 1088 | 1.87 |
| 999 = LEGITIMATE SKIP (BOOKED=2)..... | 50807 | 87.55 |

The next questions are about offenses that are against the law. As you read each question, please answer whether you were arrested and booked for that offense during the past 12 months.

In the past 12 months, were you arrested and booked for motor vehicle theft?

(SP03A)

BKMVTHFT¹

Len : 2 ARRSTD & BOOKED FOR MOT VEH THEFT PAST 12 MONTHS

| | Freq | Pct |
|--|-------|-------|
| 1 = Yes..... | 28 | 0.05 |
| 2 = No..... | 738 | 1.27 |
| 3 = Yes LOGICALLY ASSIGNED..... | 1 | 0.00 |
| 85 = BAD DATA Logically assigned..... | 10 | 0.02 |
| 89 = LEGITIMATE SKIP Logically assigned..... | 213 | 0.37 |
| 97 = REFUSED..... | 92 | 0.16 |
| 98 = BLANK (NO ANSWER)..... | 1088 | 1.87 |
| 99 = LEGITIMATE SKIP..... | 55864 | 96.26 |

SPECIAL TOPICS

In the past 12 months, were you arrested and booked for larceny or theft? Do not include motor vehicle theft.

(SP03B)

BKLARCNY¹

Len : 2 ARRSTD & BOOKED FOR LARCENY/THEFT PAST 12 MONTHS

| | Freq | Pct |
|--|-------|-------|
| 1 = Yes..... | 68 | 0.12 |
| 2 = No..... | 687 | 1.18 |
| 3 = Yes LOGICALLY ASSIGNED..... | 11 | 0.02 |
| 85 = BAD DATA Logically assigned..... | 10 | 0.02 |
| 89 = LEGITIMATE SKIP Logically assigned..... | 213 | 0.37 |
| 94 = DON'T KNOW..... | 1 | 0.00 |
| 97 = REFUSED..... | 92 | 0.16 |
| 98 = BLANK (NO ANSWER)..... | 1088 | 1.87 |
| 99 = LEGITIMATE SKIP..... | 55864 | 96.26 |

In the past 12 months, were you arrested and booked for burglary or breaking and entering?

(SP03C)

BKBURGL¹

Len : 2 ARRSTD & BOOKED FOR BURGLARY/B & E PAST 12 MOS

| | Freq | Pct |
|--|-------|-------|
| 1 = Yes..... | 30 | 0.05 |
| 2 = No..... | 737 | 1.27 |
| 85 = BAD DATA Logically assigned..... | 10 | 0.02 |
| 89 = LEGITIMATE SKIP Logically assigned..... | 213 | 0.37 |
| 94 = DON'T KNOW..... | 1 | 0.00 |
| 97 = REFUSED..... | 91 | 0.16 |
| 98 = BLANK (NO ANSWER)..... | 1088 | 1.87 |
| 99 = LEGITIMATE SKIP..... | 55864 | 96.26 |

NOTE: BKSRIOL was created from answers to the following questions:

In the past 12 months, were you arrested and booked for aggravated assault?

In the past 12 months, were you arrested and booked for forcible rape?

In the past 12 months, were you arrested and booked for murder, homicide, or nonnegligent manslaughter?

(SP03D, SP03G, SP03H)

BKSRIOL¹

Len : 2 ARRSTD & BOOKED SERIOUS VIOL OFFENSE PST 12 MOS

| | Freq | Pct |
|--|-------|-------|
| 1 = Yes..... | 70 | 0.12 |
| 2 = No..... | 696 | 1.20 |
| 3 = Yes LOGICALLY ASSIGNED..... | 1 | 0.00 |
| 85 = BAD DATA Logically assigned..... | 10 | 0.02 |
| 89 = LEGITIMATE SKIP Logically assigned..... | 213 | 0.37 |
| 97 = REFUSED..... | 92 | 0.16 |
| 98 = BLANK (NO ANSWER)..... | 1088 | 1.87 |
| 99 = LEGITIMATE SKIP..... | 55864 | 96.26 |

In the past 12 months, were you arrested and booked for other assault, such as simple assault or battery?

(SP03E)

BKSMASLT¹

Len : 2 ARRSTD & BOOKED FOR OTHER ASSAULT PAST 12 MONTHS

| | Freq | Pct |
|--|-------|-------|
| 1 = Yes..... | 135 | 0.23 |
| 2 = No..... | 619 | 1.07 |
| 3 = Yes LOGICALLY ASSIGNED..... | 13 | 0.02 |
| 85 = BAD DATA Logically assigned..... | 10 | 0.02 |
| 89 = LEGITIMATE SKIP Logically assigned..... | 213 | 0.37 |
| 94 = DON'T KNOW..... | 1 | 0.00 |
| 97 = REFUSED..... | 91 | 0.16 |
| 98 = BLANK (NO ANSWER)..... | 1088 | 1.87 |
| 99 = LEGITIMATE SKIP..... | 55864 | 96.26 |

SPECIAL TOPICS

In the past 12 months, were you arrested and booked for robbery?

(SP03F)
BKROB¹

| Len : 2 ARRSTD & BOOKED FOR ROBBERY PAST 12 MONTHS | | Freq | Pct |
|--|--|-------|-------|
| 1 = Yes..... | | 20 | 0.03 |
| 2 = No..... | | 746 | 1.29 |
| 3 = Yes LOGICALLY ASSIGNED..... | | 2 | 0.00 |
| 85 = BAD DATA Logically assigned..... | | 10 | 0.02 |
| 89 = LEGITIMATE SKIP Logically assigned..... | | 213 | 0.37 |
| 97 = REFUSED..... | | 91 | 0.16 |
| 98 = BLANK (NO ANSWER)..... | | 1088 | 1.87 |
| 99 = LEGITIMATE SKIP..... | | 55864 | 96.26 |

In the past 12 months, were you arrested and booked for arson?

(SP03I)
BKARSON¹

| Len : 2 ARRSTD & BOOKED FOR ARSON PAST 12 MONTHS | | Freq | Pct |
|--|--|-------|-------|
| 1 = Yes..... | | 3 | 0.01 |
| 2 = No..... | | 766 | 1.32 |
| 85 = BAD DATA Logically assigned..... | | 10 | 0.02 |
| 89 = LEGITIMATE SKIP Logically assigned..... | | 213 | 0.37 |
| 97 = REFUSED..... | | 90 | 0.16 |
| 98 = BLANK (NO ANSWER)..... | | 1088 | 1.87 |
| 99 = LEGITIMATE SKIP..... | | 55864 | 96.26 |

In the past 12 months, were you arrested and booked for driving under the influence of alcohol or drugs?

(SP03J)
BKDRVINE¹

| Len : 2 ARRSTD & BOOKED FOR DUI PAST 12 MONTHS | | Freq | Pct |
|--|--|-------|-------|
| 1 = Yes..... | | 139 | 0.24 |
| 2 = No..... | | 627 | 1.08 |
| 3 = Yes LOGICALLY ASSIGNED..... | | 3 | 0.01 |
| 85 = BAD DATA Logically assigned..... | | 10 | 0.02 |
| 89 = LEGITIMATE SKIP Logically assigned..... | | 213 | 0.37 |
| 97 = REFUSED..... | | 90 | 0.16 |
| 98 = BLANK (NO ANSWER)..... | | 1088 | 1.87 |
| 99 = LEGITIMATE SKIP..... | | 55864 | 96.26 |

In the past 12 months, were you arrested and booked for drunkenness or other liquor law violations?

(SP03K)
BKDRUNK¹

| Len : 2 ARRSTD & BOOKED FOR DRUNKENNESS PAST 12 MONTHS | | Freq | Pct |
|--|--|-------|-------|
| 1 = Yes..... | | 64 | 0.11 |
| 2 = No..... | | 702 | 1.21 |
| 3 = Yes LOGICALLY ASSIGNED..... | | 2 | 0.00 |
| 85 = BAD DATA Logically assigned..... | | 10 | 0.02 |
| 89 = LEGITIMATE SKIP Logically assigned..... | | 213 | 0.37 |
| 97 = REFUSED..... | | 91 | 0.16 |
| 98 = BLANK (NO ANSWER)..... | | 1088 | 1.87 |
| 99 = LEGITIMATE SKIP..... | | 55864 | 96.26 |

In the past 12 months, were you arrested and booked for possession of tobacco?

(SP03L)
BKPOSTOB¹

| Len : 2 ARRSTD & BOOKED FOR POSSES OF TOB PAST 12 MOS | | Freq | Pct |
|---|--|-------|-------|
| 1 = Yes..... | | 6 | 0.01 |
| 2 = No..... | | 52 | 0.09 |
| 85 = BAD DATA Logically assigned..... | | 2 | 0.00 |
| 89 = LEGITIMATE SKIP Logically assigned..... | | 8 | 0.01 |
| 97 = REFUSED..... | | 10 | 0.02 |
| 98 = BLANK (NO ANSWER)..... | | 92 | 0.16 |
| 99 = LEGITIMATE SKIP..... | | 57864 | 99.71 |

SPECIAL TOPICS

In the past 12 months, were you arrested and booked for possession, manufacture, or sale of drugs?

(SP03M)
BKDRUG¹

| Len : 2 ARRSTD & BOOKED FOR POSSES/SALE DRUGS PAST 12 MOS | | Freq | Pct |
|---|--|-------|-------|
| 1 = Yes..... | | 113 | 0.19 |
| 2 = No..... | | 643 | 1.11 |
| 3 = Yes LOGICALLY ASSIGNED..... | | 9 | 0.02 |
| 85 = BAD DATA Logically assigned..... | | 10 | 0.02 |
| 89 = LEGITIMATE SKIP Logically assigned..... | | 213 | 0.37 |
| 94 = DON'T KNOW..... | | 1 | 0.00 |
| 97 = REFUSED..... | | 93 | 0.16 |
| 98 = BLANK (NO ANSWER)..... | | 1088 | 1.87 |
| 99 = LEGITIMATE SKIP..... | | 55864 | 96.26 |

NOTE: BKSEXNR was created from answers to the following questions:

In the past 12 months, were you arrested and booked for prostitution or commercialized sex?

In the past 12 months, were you arrested and booked for any other sexual offense, not including rape or prostitution?

(SP03N, SP03O)
BKSEXNR¹

| Len : 2 ARRSTD & BOOKED SEX OFFENSE EXCL RAPE PST 12 MOS | | Freq | Pct |
|--|--|-------|-------|
| 1 = Yes..... | | 18 | 0.03 |
| 2 = No..... | | 750 | 1.29 |
| 85 = BAD DATA Logically assigned..... | | 10 | 0.02 |
| 89 = LEGITIMATE SKIP Logically assigned..... | | 213 | 0.37 |
| 97 = REFUSED..... | | 91 | 0.16 |
| 98 = BLANK (NO ANSWER)..... | | 1088 | 1.87 |
| 99 = LEGITIMATE SKIP..... | | 55864 | 96.26 |

In the past 12 months, were you arrested and booked for fraud, possessing stolen goods, or vandalism?

(SP03P)
BKFRAUD¹

| Len : 2 ARRSTD & BOOKED FOR FRAUD/STOL GOODS PAST 12 MOS | | Freq | Pct |
|--|--|-------|-------|
| 1 = Yes..... | | 24 | 0.04 |
| 2 = No..... | | 736 | 1.27 |
| 3 = Yes LOGICALLY ASSIGNED..... | | 8 | 0.01 |
| 85 = BAD DATA Logically assigned..... | | 10 | 0.02 |
| 89 = LEGITIMATE SKIP Logically assigned..... | | 213 | 0.37 |
| 94 = DON'T KNOW..... | | 1 | 0.00 |
| 97 = REFUSED..... | | 90 | 0.16 |
| 98 = BLANK (NO ANSWER)..... | | 1088 | 1.87 |
| 99 = LEGITIMATE SKIP..... | | 55864 | 96.26 |

NOTE: For the variable BKOTH, a code of 3 indicates that respondents did not originally answer "yes" to any of the questions about specific offenses for which they were arrested/booked in the past 12 months, including the question about "some other offense." However, these respondents subsequently specified a valid response for an offense in the past 12 months. A code of 5 in BKOTH indicates that respondents reported being arrested/booked at least once in the past 12 months but did not indicate at least one offense for which they were arrested in that period.

In the past 12 months, were you arrested and booked for some other offense besides these that have been named? Please do not include minor traffic violations.

(SP03Q)
BKOTH¹

| Len : 2 ARRSTD & BOOKED FOR SOME OTHER OFF PAST 12 MOS | | Freq | Pct |
|--|--|-------|-------|
| 1 = Yes..... | | 152 | 0.26 |
| 2 = No..... | | 467 | 0.80 |
| 3 = Yes LOGICALLY ASSIGNED..... | | 83 | 0.14 |
| 5 = Offense unknown..... | | 67 | 0.12 |
| 85 = BAD DATA Logically assigned..... | | 9 | 0.02 |
| 89 = LEGITIMATE SKIP Logically assigned..... | | 213 | 0.37 |
| 97 = REFUSED..... | | 91 | 0.16 |
| 98 = BLANK (NO ANSWER)..... | | 1088 | 1.87 |
| 99 = LEGITIMATE SKIP..... | | 55864 | 96.26 |

SPECIAL TOPICS

(SP03QSC, SP03RSC, SP03SSC)

BKOTHOF2¹

Len : 2 OTHER OFFENSE PAST 12 MONTHS - SPECIFY

| | Freq | Pct |
|---|-------|-------|
| 1 = Motor vehicle theft | 1 | 0.00 |
| 2 = Larceny or theft | 14 | 0.02 |
| 4 = Serious violent offense..... | 2 | 0.00 |
| 5 = Other assault, such as simple assault or battery..... | 19 | 0.03 |
| 6 = Robbery | 4 | 0.01 |
| 10 = Driving under the influence of alcohol or drugs..... | 3 | 0.01 |
| 11 = Drunkenness or other liquor law violation | 2 | 0.00 |
| 12 = Possession of tobacco | 1 | 0.00 |
| 13 = Possession, manufacture, or sale of drugs | 9 | 0.02 |
| 16 = Fraud, possessing stolen goods, vandalism | 9 | 0.02 |
| 17 = Some other offense | 8 | 0.01 |
| 18 = Weapons law violations | 8 | 0.01 |
| 20 = Viol of court order/probation/parole, perjury | 38 | 0.07 |
| 21 = Disorderly conduct..... | 10 | 0.02 |
| 23 = All oth offns: crimes agnst persons/prprty/society | 5 | 0.01 |
| 24 = Traffic violations | 38 | 0.07 |
| 26 = Curfew/loitering/vagrancy violations..... | 3 | 0.01 |
| 27 = Trespass of real property..... | 5 | 0.01 |
| 28 = Runaway | 3 | 0.01 |
| 29 = Family offenses, nonviolent..... | 6 | 0.01 |
| 31 = Intimidation | 6 | 0.01 |
| 36 = Possession of drug paraphernalia | 3 | 0.01 |
| 38 = Evading/hindering/obstructing police | 15 | 0.03 |
| 39 = False report/statement/alarm | 3 | 0.01 |
| 85 = BAD DATA Logically assigned | 74 | 0.13 |
| 94 = DON'T KNOW | 8 | 0.01 |
| 97 = REFUSED | 101 | 0.17 |
| 98 = BLANK (NO ANSWER) | 1092 | 1.88 |
| 99 = LEGITIMATE SKIP..... | 56544 | 97.43 |

Were you on probation at any time during the past 12 months?

(SP04)

PROBATON¹

Len : 2 ON PROBATION AT ANY TIME PAST 12 MONTHS

| | Freq | Pct |
|---------------------------------------|-------|-------|
| 1 = Yes..... | 699 | 1.20 |
| 2 = No..... | 56349 | 97.10 |
| 85 = BAD DATA Logically assigned..... | 9 | 0.02 |
| 94 = DON'T KNOW | 86 | 0.15 |
| 97 = REFUSED | 47 | 0.08 |
| 98 = BLANK (NO ANSWER) | 844 | 1.45 |

Were you on parole, supervised release, or other conditional release from prison at any time during the past 12 months?

(SP05)

PAROLREL¹

Len : 2 ON PAROLE/SUPRV RELEASE PAST 12 MONTHS

| | Freq | Pct |
|---------------------------------------|-------|-------|
| 1 = Yes..... | 284 | 0.49 |
| 2 = No..... | 56784 | 97.85 |
| 85 = BAD DATA Logically assigned..... | 11 | 0.02 |
| 94 = DON'T KNOW | 61 | 0.11 |
| 97 = REFUSED | 44 | 0.08 |
| 98 = BLANK (NO ANSWER) | 850 | 1.46 |

SPECIAL TOPICS

During the past 12 months, have you driven a vehicle while you were under the influence of alcohol?

(SP06A)

DRVINALCO

Len : 2 DROVE UNDER INFLUENCE OF ALCOHOL PST 12 MOS

| | Freq | Pct |
|---|-------|-------|
| 1 = Yes..... | 2980 | 5.13 |
| 2 = No..... | 31030 | 53.47 |
| 85 = BAD DATA Logically assigned..... | 4 | 0.01 |
| 91 = NEVER USED ALCOHOL..... | 16302 | 28.09 |
| 93 = DID NOT USE ALCOHOL IN THE PAST 12 MONTHS..... | 6899 | 11.89 |
| 94 = DON'T KNOW..... | 20 | 0.03 |
| 97 = REFUSED..... | 31 | 0.05 |
| 98 = BLANK (NO ANSWER)..... | 768 | 1.32 |

During the past 12 months, have you driven a vehicle while you were under the influence of marijuana?

(SP06B)

DRVINMARJ

Len : 2 DROVE UNDER INFLUENCE OF MARIJUANA PST 12 MOS

| | Freq | Pct |
|---|-------|-------|
| 1 = Yes..... | 2654 | 4.57 |
| 2 = No..... | 9289 | 16.01 |
| 85 = BAD DATA Logically assigned..... | 3 | 0.01 |
| 91 = NEVER USED MARIJUANA..... | 32487 | 55.98 |
| 93 = DID NOT USE MARIJUANA IN THE PAST 12 MONTHS..... | 12956 | 22.32 |
| 94 = DON'T KNOW..... | 5 | 0.01 |
| 97 = REFUSED..... | 12 | 0.02 |
| 98 = BLANK (NO ANSWER)..... | 628 | 1.08 |

During the past 12 months, have you driven a vehicle while you were under the influence of [COKEFILL]?

(SP06C)

DRVINCOCN

Len : 2 DROVE UNDER INFLU OF COCAINE PST 12 MOS

| | Freq | Pct |
|---|-------|-------|
| 1 = Yes..... | 201 | 0.35 |
| 2 = No..... | 869 | 1.50 |
| 85 = BAD DATA Logically assigned..... | 2 | 0.00 |
| 91 = NEVER USED COCAINE..... | 51222 | 88.26 |
| 93 = DID NOT USE COCAINE IN THE PAST 12 MONTHS..... | 5611 | 9.67 |
| 94 = DON'T KNOW..... | 2 | 0.00 |
| 97 = REFUSED..... | 3 | 0.01 |
| 98 = BLANK (NO ANSWER)..... | 124 | 0.21 |

During the past 12 months, have you driven a vehicle while you were under the influence of heroin?

(SP06D)

DRVINHERN

Len : 2 DROVE UNDER INFLUENCE OF HEROIN PAST 12 MOS

| | Freq | Pct |
|--|-------|-------|
| 1 = Yes..... | 75 | 0.13 |
| 2 = No..... | 132 | 0.23 |
| 91 = NEVER USED HEROIN..... | 56882 | 98.01 |
| 93 = DID NOT USE HEROIN IN THE PAST 12 MONTHS..... | 890 | 1.53 |
| 98 = BLANK (NO ANSWER)..... | 55 | 0.09 |

During the past 12 months, have you driven a vehicle while you were under the influence of [LSFILL]?

(SP06E)

DRVINHALL

Len : 2 DROVE UNDER INFLU OF HALLUCINOGENS PAST 12 MOS

| | Freq | Pct |
|---|-------|-------|
| 1 = Yes..... | 117 | 0.20 |
| 2 = No..... | 1827 | 3.15 |
| 91 = NEVER USED HALLUCINOGENS..... | 48915 | 84.29 |
| 93 = DID NOT USE HALLUCINOGENS IN THE PAST 12 MONTHS..... | 6886 | 11.87 |
| 94 = DON'T KNOW..... | 1 | 0.00 |
| 98 = BLANK (NO ANSWER)..... | 288 | 0.50 |

SPECIAL TOPICS

During the past 12 months, have you driven a vehicle while you were under the influence of any inhalant?

(SP06F)

DRVININHL

Len : 2 DROVE UNDER INFLUENCE OF INHALANTS PAST 12 MOS

| | Freq | Pct |
|---|-------|-------|
| 1 = Yes..... | 19 | 0.03 |
| 2 = No..... | 640 | 1.10 |
| 85 = BAD DATA Logically assigned..... | 1 | 0.00 |
| 91 = NEVER USED INHALANTS..... | 52267 | 90.06 |
| 93 = DID NOT USE INHALANTS IN THE PAST 12 MONTHS..... | 4876 | 8.40 |
| 98 = BLANK (NO ANSWER)..... | 231 | 0.40 |

During the past 12 months, have you driven a vehicle while you were under the influence of methamphetamine?

(SP06G)

DRVINMETH

Len : 2 DROVE UNDER INFLU OF METHAMPHETAMINE PAST 12 MOS

| | Freq | Pct |
|---|-------|-------|
| 1 = Yes..... | 201 | 0.35 |
| 2 = No..... | 265 | 0.46 |
| 91 = NEVER USED METHAMPHETAMINE..... | 55325 | 95.33 |
| 93 = DID NOT USE METHAMPHETAMINE IN THE PAST 12 MONTHS..... | 2139 | 3.69 |
| 94 = DON'T KNOW..... | 1 | 0.00 |
| 98 = BLANK (NO ANSWER)..... | 103 | 0.18 |

During the past 12 months, have you driven a vehicle while you were under the influence of alcohol only?

(SP06H)

DRVINALON

Len : 2 DROVE UNDER INFLUENCE OF ONLY ALCOHOL PST 12 MOS

| | Freq | Pct |
|---|-------|-------|
| 1 = Yes..... | 883 | 1.52 |
| 2 = No..... | 93 | 0.16 |
| 85 = BAD DATA Logically assigned..... | 1 | 0.00 |
| 91 = NEVER USED ALCOHOL..... | 16302 | 28.09 |
| 93 = DID NOT USE ALCOHOL IN THE PAST 12 MONTHS..... | 6899 | 11.89 |
| 97 = REFUSED..... | 1 | 0.00 |
| 98 = BLANK (NO ANSWER)..... | 482 | 0.83 |
| 99 = LEGITIMATE SKIP..... | 33373 | 57.51 |

NOTE: MXMJPNLT is a renamed version of the variable MXMJPENL from prior years. In 2006 a new level (6 - No penalty) was added to the answer categories. Therefore, data from the previous variable MXMJPENL may not be comparable to data from the current variable MXMJPNLT.

What is the maximum legal penalty in [STATE FILL FROM FIPE4] for first offense possession of an ounce or less of marijuana for your own use?

(SP07)

MXMJPNLT¹

Len : 2 MAX PENALTY FOR 1ST MJ POSS < OUNCE IN YOUR STATE

| | Freq | Pct |
|---------------------------------------|-------|-------|
| 1 = A fine..... | 16474 | 28.39 |
| 2 = Probation..... | 5619 | 9.68 |
| 3 = Community service..... | 2806 | 4.84 |
| 4 = Possible prison sentence..... | 10023 | 17.27 |
| 5 = Mandatory prison sentence..... | 1740 | 3.00 |
| 6 = No penalty..... | 11759 | 20.26 |
| 85 = BAD DATA Logically assigned..... | 118 | 0.20 |
| 94 = DON'T KNOW..... | 8403 | 14.48 |
| 97 = REFUSED..... | 215 | 0.37 |
| 98 = BLANK (NO ANSWER)..... | 877 | 1.51 |

RECODED SPECIAL TOPICS

RECODED SPECIAL TOPICS

NOTE: The variables in this section are recoded variables that were created from one or more of the edited variables from the preceding section.

NOTE: Certain source variables that were used to create recoded variables have valid values that might not have been reported or assigned for the current survey year. However, these values have been included in the general specifications in the codebook on how the recoded variables were created. See additional details about this issue in the Organization of the Data File section of this codebook introduction.

(*DRVINALCO*)

| | | | |
|-------------------|--|-------------|------------|
| <u>DRVINALCO2</u> | Len : 1 RC-DROVE UNDER INFLUENCE OF ALCOHOL IN PAST YEAR | | |
| | . = Unknown (Otherwise)..... | Freq | Pct |
| | 0 = No (DRVINALCO=2,91,93,99) | 823 | 1.42 |
| | 1 = Yes (DRVINALCO=1)..... | 54231 | 93.45 |
| | | 2980 | 5.13 |

(*DRVINMARJ*)

| | | | |
|-------------------|--|-------------|------------|
| <u>DRVINMARJ2</u> | Len : 1 RC-DROVE UNDER INFLUENCE OF MARIJUANA IN PAST YEAR | | |
| | . = Unknown (Otherwise)..... | Freq | Pct |
| | 0 = No (DRVINMARJ=2,91,93,99)..... | 648 | 1.12 |
| | 1 = Yes (DRVINMARJ=1)..... | 54732 | 94.31 |
| | | 2654 | 4.57 |

The following variable, DRVINDRG, was created by examination of this driving under the influence list of selected drugs: marijuana (DRVINMARJ), cocaine or crack (DRVINCOCN), heroin (DRVINHERN), hallucinogens (DRVINHALL), inhalants (DRVININHL), and methamphetamine (DRVINMETH).

(*DRVINCOCN, DRVINHALL, DRVINHERN, DRVININHL, DRVINMARJ, DRVINMETH*)

| | | | |
|-----------------|---|-------------|------------|
| <u>DRVINDRG</u> | Len : 1 RC-DROVE UNDER INFLUENCE OF SELECTED ILL DRUGS IN PAST YR | | |
| | . = Unknown (Otherwise)..... | Freq | Pct |
| | 0 = No (All source variables=2,91,93,99)..... | 1122 | 1.93 |
| | 1 = Yes (Any source variable=1)..... | 54069 | 93.17 |
| | | 2843 | 4.90 |

The following variable, DRVINDROT MJ, was created by examination of this driving under the influence list of selected drugs: cocaine or crack (DRVINCOCN), heroin (DRVINHERN), hallucinogens (DRVINHALL), inhalants (DRVININHL), and methamphetamine (DRVINMETH).

(*DRVINCOCN, DRVINHALL, DRVINHERN, DRVININHL, DRVINMETH*)

| | | | |
|---------------------|--|-------------|------------|
| <u>DRVINDROT MJ</u> | Len : 1 RC-DROVE UNDER INFLUENCE OF SELECTED ILL DRG OTH MRJ IN PY | | |
| | . = Unknown (Otherwise)..... | Freq | Pct |
| | 0 = No (All source variables=2,91,93,99)..... | 640 | 1.10 |
| | 1 = Yes (Any source variable=1)..... | 56918 | 98.08 |
| | | 476 | 0.82 |

(*DRVINALCO2, DRVINDRG*)

| | | | |
|-------------------|---|-------------|------------|
| <u>DRVINALDRG</u> | Len : 1 RC-DROVE UNDER INFLUENCE OF ALC OR SELECTED ILL DRG IN PY | | |
| | . = Unknown (Otherwise)..... | Freq | Pct |
| | 0 = No (DRVINDRG=0 and DRVINALCO2=0)..... | 1606 | 2.77 |
| | 1 = Yes (DRVINDRG=1 or DRVINALCO2=1)..... | 51582 | 88.88 |
| | | 4846 | 8.35 |

(*PAROLREL*)

| | | | |
|--------------|--|-------------|------------|
| <u>PAROL</u> | Len : 1 RC-PAROLE/SUPERVISED RELEASE STATUS IN THE PAST YEAR | | |
| | . = Unknown Parole/Supervised Rel Status (Otherwise)..... | Freq | Pct |
| | 1 = On Parole/Supervised Release (PAROLREL=1) | 966 | 1.66 |
| | 2 = Not on Parole/Supervised Release (PAROLREL=2) | 284 | 0.49 |
| | | 56784 | 97.85 |

(*PROBATON*)

| | | | |
|-------------|---|-------------|------------|
| <u>PROB</u> | Len : 1 RC-PROBATION STATUS IN THE PAST YEAR | | |
| | . = Unknown Probation Status (Otherwise)..... | Freq | Pct |
| | 1 = On Probation (PROBATON=1)..... | 986 | 1.70 |
| | 2 = Not on Probation (PROBATON=2)..... | 699 | 1.20 |
| | | 56349 | 97.10 |

PRIOR SUBSTANCE USE

PRIOR SUBSTANCE USE

The values in this section may be inconsistent with values for variables in other sections of the interview. Items in this section were edited when respondents legitimately skipped out of these items based on prior answers in earlier sections. Otherwise, variables in one section of the interview generally were not edited to make them consistent with variables in another section of the interview. This note applies to variables in this section marked by a¹.

NOTE: The variables MRJYRBFR and MRJAGLST were not edited with respect to one another. Therefore, inconsistencies could exist between these two variables.

Earlier questions were about the past 12 months. This question is about the year before that, that is, from [DATEFILL - 12 MONTHS] to [DATEFILL]. During that year, beginning [DATEFILL - 12 MONTHS] and ending [DATEFILL], did you use marijuana or hashish, even once?

(LU01)

MRJYRBFR¹

Len : 2 USE MJ OR HASHISH EVEN ONCE YR BEFORE LAST

| | Freq | Pct |
|--|-------|-------|
| 1 = Yes..... | 10674 | 18.39 |
| 2 = No..... | 14073 | 24.25 |
| 85 = BAD DATA Logically assigned | 2 | 0.00 |
| 91 = NEVER USED MARIJUANA | 32487 | 55.98 |
| 94 = DON'T KNOW | 71 | 0.12 |
| 97 = REFUSED | 46 | 0.08 |
| 98 = BLANK (NO ANSWER) | 681 | 1.17 |

The computer recorded that you last used marijuana or hashish [MJREC FILL]. How old were you the last time you used marijuana or hashish?

(LU02)

MRJAGLST¹

Len : 3 HOW OLD WERE YOU THE LAST TIME USED MARIJUANA

| | Freq | Pct |
|--|-------|-------|
| RANGE = 1 - 85 | 15893 | 27.39 |
| 985 = BAD DATA Logically assigned | 418 | 0.72 |
| 989 = LEGITIMATE SKIP Logically assigned | 99 | 0.17 |
| 991 = NEVER USED MARIJUANA | 32487 | 55.98 |
| 994 = DON'T KNOW | 250 | 0.43 |
| 997 = REFUSED | 99 | 0.17 |
| 998 = BLANK (NO ANSWER)..... | 575 | 0.99 |
| 999 = LEGITIMATE SKIP..... | 8213 | 14.15 |

Did you last use marijuana or hashish in [CURRENT YEAR - 1] or [CURRENT YEAR]?

Did you last use marijuana or hashish in [CURRENT YEAR - 2] or [CURRENT YEAR - 1]?

In what month in [CURRENT YEAR] did you last use marijuana or hashish?

(LU02A, LU02B, LU02C)

MRJYLU¹

Len : 4 YEAR OF LAST MARIJUANA/HASHISH USE - RECODE

| | Freq | Pct |
|---|-------|-------|
| RANGE = 2019 - 2021 | 4544 | 7.83 |
| 9985 = BAD DATA Logically assigned | 60 | 0.10 |
| 9989 = LEGITIMATE SKIP Logically assigned | 271 | 0.47 |
| 9991 = NEVER USED MARIJUANA..... | 32487 | 55.98 |
| 9994 = DON'T KNOW | 269 | 0.46 |
| 9997 = REFUSED | 103 | 0.18 |
| 9998 = BLANK (NO ANSWER)..... | 990 | 1.71 |
| 9999 = LEGITIMATE SKIP..... | 19310 | 33.27 |

PRIOR SUBSTANCE USE

In what month in [CURRENT YEAR] did you last use marijuana or hashish?

In what month in [YEAR FROM LU02a or LU02b] did you last use marijuana or hashish?

(LU02C, LU02D)

MRJMLU¹

Len : 2 MONTH OF LAST MARIJUANA/HASHISH USE - RECODE

| | Freq | Pct |
|--|-------|-------|
| 1 = January..... | 399 | 0.69 |
| 2 = February..... | 345 | 0.59 |
| 3 = March..... | 348 | 0.60 |
| 4 = April..... | 300 | 0.52 |
| 5 = May..... | 368 | 0.63 |
| 6 = June..... | 420 | 0.72 |
| 7 = July..... | 442 | 0.76 |
| 8 = August..... | 376 | 0.65 |
| 9 = September..... | 331 | 0.57 |
| 10 = October..... | 328 | 0.57 |
| 11 = November..... | 310 | 0.53 |
| 12 = December..... | 364 | 0.63 |
| 85 = BAD DATA Logically assigned..... | 90 | 0.16 |
| 89 = LEGITIMATE SKIP Logically assigned..... | 270 | 0.47 |
| 91 = NEVER USED MARIJUANA..... | 32487 | 55.98 |
| 94 = DON'T KNOW..... | 435 | 0.75 |
| 97 = REFUSED..... | 115 | 0.20 |
| 98 = BLANK (NO ANSWER)..... | 995 | 1.71 |
| 99 = LEGITIMATE SKIP..... | 19311 | 33.28 |

Earlier the computer recorded that you last smoked part or all of a cigarette [CG06]. How old were you the last time you smoked part or all of a cigarette?

(LU03)

CIGAGLST¹

Len : 3 HOW OLD WERE YOU THE LAST TIME SMOKED CIGARETTE

| | Freq | Pct |
|---|-------|-------|
| RANGE = 1 - 86..... | 16494 | 28.42 |
| 985 = BAD DATA Logically assigned..... | 431 | 0.74 |
| 989 = LEGITIMATE SKIP Logically assigned..... | 1 | 0.00 |
| 991 = NEVER USED CIGARETTES..... | 33161 | 57.14 |
| 994 = DON'T KNOW..... | 210 | 0.36 |
| 997 = REFUSED..... | 35 | 0.06 |
| 998 = BLANK (NO ANSWER)..... | 297 | 0.51 |
| 999 = LEGITIMATE SKIP..... | 7405 | 12.76 |

Did you last smoke part or all of a cigarette in [CURRENT YEAR - 1] or [CURRENT YEAR]?

Did you last smoke part or all of a cigarette in [CURRENT YEAR - 2] or [CURRENT YEAR - 1]?

In what month in [CURRENT YEAR] did you last smoke part or all of a cigarette?

(LU03A, LU03B, LU03C)

CIGYLU¹

Len : 4 YEAR OF LAST CIGARETTE USE - RECODE

| | Freq | Pct |
|--|-------|-------|
| RANGE = 2019 - 2021..... | 2729 | 4.70 |
| 9985 = BAD DATA Logically assigned..... | 51 | 0.09 |
| 9989 = LEGITIMATE SKIP Logically assigned..... | 101 | 0.17 |
| 9991 = NEVER USED CIGARETTES..... | 33161 | 57.14 |
| 9994 = DON'T KNOW..... | 221 | 0.38 |
| 9997 = REFUSED..... | 37 | 0.06 |
| 9998 = BLANK (NO ANSWER)..... | 737 | 1.27 |
| 9999 = LEGITIMATE SKIP..... | 20997 | 36.18 |

PRIOR SUBSTANCE USE

In what month in [CURRENT YEAR] did you last smoke part or all of a cigarette?

In what month in [YEAR FROM LU03a or LU03b] did you last smoke part or all of a cigarette?

(LU03C, LU03D)

CIGMLU¹

Len : 2 MONTH OF LAST CIGARETTE USE - RECODE

| | Freq | Pct |
|--|-------|-------|
| 1 = January..... | 239 | 0.41 |
| 2 = February..... | 210 | 0.36 |
| 3 = March..... | 217 | 0.37 |
| 4 = April..... | 168 | 0.29 |
| 5 = May..... | 185 | 0.32 |
| 6 = June..... | 228 | 0.39 |
| 7 = July..... | 272 | 0.47 |
| 8 = August..... | 193 | 0.33 |
| 9 = September..... | 208 | 0.36 |
| 10 = October..... | 226 | 0.39 |
| 11 = November..... | 207 | 0.36 |
| 12 = December..... | 223 | 0.38 |
| 85 = BAD DATA Logically assigned..... | 84 | 0.14 |
| 89 = LEGITIMATE SKIP Logically assigned..... | 101 | 0.17 |
| 91 = NEVER USED CIGARETTES..... | 33161 | 57.14 |
| 94 = DON'T KNOW..... | 332 | 0.57 |
| 97 = REFUSED..... | 40 | 0.07 |
| 98 = BLANK (NO ANSWER)..... | 743 | 1.28 |
| 99 = LEGITIMATE SKIP..... | 20997 | 36.18 |

Earlier the computer also recorded that there was a period in your life when you smoked cigarettes every day for at least 30 days. How old were you when you last smoked cigarettes daily?

(LU04)

CIGDLLST¹

Len : 3 HOW OLD WERE YOU THE LAST TIME SMOKED CIGS DAILY

| | Freq | Pct |
|--|-------|-------|
| RANGE = 2 - 90..... | 8094 | 13.95 |
| 985 = BAD DATA Logically assigned..... | 134 | 0.23 |
| 991 = NEVER USED CIGARETTES..... | 33161 | 57.14 |
| 994 = DON'T KNOW..... | 67 | 0.12 |
| 997 = REFUSED..... | 18 | 0.03 |
| 998 = BLANK (NO ANSWER)..... | 186 | 0.32 |
| 999 = LEGITIMATE SKIP..... | 16374 | 28.21 |

Did you last smoke cigarettes daily in [CURRENT YEAR - 1] or [CURRENT YEAR]?

Did you last smoke cigarettes daily in [CURRENT YEAR - 2] or [CURRENT YEAR - 1]?

In what month in [CURRENT YEAR] did you last smoke cigarettes daily?

(LU04A, LU04B, LU04C)

CIGDLYLU¹

Len : 4 YEAR OF LAST CIGARETTE USE EVERY DAY - RECODE

| | Freq | Pct |
|--|-------|-------|
| RANGE = 2019 - 2021..... | 1394 | 2.40 |
| 9985 = BAD DATA Logically assigned..... | 21 | 0.04 |
| 9989 = LEGITIMATE SKIP Logically assigned..... | 47 | 0.08 |
| 9991 = NEVER USED CIGARETTES..... | 33161 | 57.14 |
| 9994 = DON'T KNOW..... | 68 | 0.12 |
| 9997 = REFUSED..... | 20 | 0.03 |
| 9998 = BLANK (NO ANSWER)..... | 324 | 0.56 |
| 9999 = LEGITIMATE SKIP..... | 22999 | 39.63 |

PRIOR SUBSTANCE USE

In what month in [CURRENT YEAR] did you last smoke cigarettes daily?

In what month in [YEAR FROM LU04a or LU04b] did you last smoke cigarettes daily?

(LU04C, LU04D)

CIGDLMLU¹

Len : 2 MONTH OF LAST CIGARETTE USE EVERY DAY - RECODE

| | Freq | Pct |
|--|-------|-------|
| 1 = January..... | 91 | 0.16 |
| 2 = February..... | 92 | 0.16 |
| 3 = March..... | 145 | 0.25 |
| 4 = April..... | 87 | 0.15 |
| 5 = May..... | 98 | 0.17 |
| 6 = June..... | 121 | 0.21 |
| 7 = July..... | 128 | 0.22 |
| 8 = August..... | 117 | 0.20 |
| 9 = September..... | 112 | 0.19 |
| 10 = October..... | 112 | 0.19 |
| 11 = November..... | 110 | 0.19 |
| 12 = December..... | 148 | 0.26 |
| 85 = BAD DATA Logically assigned..... | 29 | 0.05 |
| 89 = LEGITIMATE SKIP Logically assigned..... | 47 | 0.08 |
| 91 = NEVER USED CIGARETTES..... | 33161 | 57.14 |
| 94 = DON'T KNOW..... | 90 | 0.16 |
| 97 = REFUSED..... | 22 | 0.04 |
| 98 = BLANK (NO ANSWER)..... | 325 | 0.56 |
| 99 = LEGITIMATE SKIP..... | 22999 | 39.63 |

The computer recorded that you last used "smokeless" tobacco [CGSNREC FILL]. How old were you the last time you used "smokeless" tobacco?

(LU05)

SMKAGLAST¹

Len : 3 HOW OLD WERE YOU LAST THE TIME USED SMOKELESS TOB

| | Freq | Pct |
|---|-------|-------|
| RANGE = 1 - 70..... | 5202 | 8.96 |
| 985 = BAD DATA Logically assigned..... | 337 | 0.58 |
| 989 = LEGITIMATE SKIP Logically assigned..... | 2 | 0.00 |
| 991 = NEVER USED SMOKELESS TOBACCO..... | 50757 | 87.46 |
| 994 = DON'T KNOW..... | 121 | 0.21 |
| 997 = REFUSED..... | 25 | 0.04 |
| 998 = BLANK (NO ANSWER)..... | 164 | 0.28 |
| 999 = LEGITIMATE SKIP..... | 1426 | 2.46 |

Did you last use "smokeless" tobacco in [CURRENT YEAR - 1] or [CURRENT YEAR]?

Did you last use "smokeless" tobacco in [CURRENT YEAR - 2] or [CURRENT YEAR - 1]?

In what month in [CURRENT YEAR] did you last use "smokeless" tobacco?

(LU05A, LU05B, LU05C)

SMKYRLAST¹

Len : 4 YEAR OF LAST "SMOKELESS" TOBACCO USE - RECODE

| | Freq | Pct |
|--|-------|-------|
| RANGE = 2019 - 2021..... | 772 | 1.33 |
| 9985 = BAD DATA Logically assigned..... | 28 | 0.05 |
| 9989 = LEGITIMATE SKIP Logically assigned..... | 44 | 0.08 |
| 9991 = NEVER USED SMOKELESS TOBACCO..... | 50757 | 87.46 |
| 9994 = DON'T KNOW..... | 125 | 0.22 |
| 9997 = REFUSED..... | 26 | 0.04 |
| 9998 = BLANK (NO ANSWER)..... | 492 | 0.85 |
| 9999 = LEGITIMATE SKIP..... | 5790 | 9.98 |

PRIOR SUBSTANCE USE

In what month in [CURRENT YEAR] did you last use "smokeless" tobacco?

In what month in [YEAR FROM LU05a or LU05b] did you last use "smokeless" tobacco?

(LU05C, LU05D)

SMKMOLAST¹

Len : 2 MONTH OF LAST SMOKELESS TOBACCO USE - RECODE

| | Freq | Pct |
|--|-------|-------|
| 1 = January..... | 68 | 0.12 |
| 2 = February..... | 57 | 0.10 |
| 3 = March..... | 73 | 0.13 |
| 4 = April..... | 36 | 0.06 |
| 5 = May..... | 47 | 0.08 |
| 6 = June..... | 82 | 0.14 |
| 7 = July..... | 80 | 0.14 |
| 8 = August..... | 72 | 0.12 |
| 9 = September..... | 40 | 0.07 |
| 10 = October..... | 57 | 0.10 |
| 11 = November..... | 57 | 0.10 |
| 12 = December..... | 52 | 0.09 |
| 85 = BAD DATA Logically assigned..... | 46 | 0.08 |
| 89 = LEGITIMATE SKIP Logically assigned..... | 44 | 0.08 |
| 91 = NEVER USED SMOKELESS TOBACCO..... | 50757 | 87.46 |
| 94 = DON'T KNOW..... | 152 | 0.26 |
| 97 = REFUSED..... | 28 | 0.05 |
| 98 = BLANK (NO ANSWER)..... | 496 | 0.85 |
| 99 = LEGITIMATE SKIP..... | 5790 | 9.98 |

The computer recorded that you last smoked part or all of a cigar [CG37REC FILL]. How old were you the last time you smoked part or all of a cigar?

(LU07)

CGRAGLST¹

Len : 3 HOW OLD WERE YOU THE LAST TIME SMOKED CIGAR

| | Freq | Pct |
|--|-------|-------|
| RANGE = 2 - 87..... | 11614 | 20.01 |
| 985 = BAD DATA Logically assigned..... | 589 | 1.01 |
| 991 = NEVER USED CIGARS..... | 43234 | 74.50 |
| 994 = DON'T KNOW..... | 237 | 0.41 |
| 997 = REFUSED..... | 34 | 0.06 |
| 998 = BLANK (NO ANSWER)..... | 226 | 0.39 |
| 999 = LEGITIMATE SKIP..... | 2100 | 3.62 |

Did you last smoke part or all of a cigar in [CURRENT YEAR - 1] or [CURRENT YEAR]?

Did you last smoke part or all of a cigar in [CURRENT YEAR - 2] or [CURRENT YEAR - 1]?

In what month in [CURRENT YEAR] did you last smoke part or all of a cigar?

(LU07A, LU07B, LU07C)

CIGARYLU¹

Len : 4 YEAR OF LAST CIGAR USE - RECODE

| | Freq | Pct |
|--|-------|-------|
| RANGE = 2019 - 2021..... | 2472 | 4.26 |
| 9985 = BAD DATA Logically assigned..... | 51 | 0.09 |
| 9989 = LEGITIMATE SKIP Logically assigned..... | 101 | 0.17 |
| 9991 = NEVER USED CIGARS..... | 43234 | 74.50 |
| 9994 = DON'T KNOW..... | 247 | 0.43 |
| 9997 = REFUSED..... | 36 | 0.06 |
| 9998 = BLANK (NO ANSWER)..... | 808 | 1.39 |
| 9999 = LEGITIMATE SKIP..... | 11085 | 19.10 |

PRIOR SUBSTANCE USE

In what month in [CURRENT YEAR] did you last smoke part or all of a cigar?

In what month in [YEAR FROM LU07a or LU07b] did you last smoke part or all of a cigar?

(LU07C, LU07D)

CIGARMLU¹

Len : 2 MONTH OF LAST CIGAR USE - RECODE

| | Freq | Pct |
|--|-------|-------|
| 1 = January..... | 169 | 0.29 |
| 2 = February..... | 156 | 0.27 |
| 3 = March..... | 176 | 0.30 |
| 4 = April..... | 138 | 0.24 |
| 5 = May..... | 189 | 0.33 |
| 6 = June..... | 256 | 0.44 |
| 7 = July..... | 294 | 0.51 |
| 8 = August..... | 235 | 0.40 |
| 9 = September..... | 188 | 0.32 |
| 10 = October..... | 192 | 0.33 |
| 11 = November..... | 174 | 0.30 |
| 12 = December..... | 189 | 0.33 |
| 85 = BAD DATA Logically assigned..... | 71 | 0.12 |
| 89 = LEGITIMATE SKIP Logically assigned..... | 101 | 0.17 |
| 91 = NEVER USED CIGARS..... | 43234 | 74.50 |
| 94 = DON'T KNOW..... | 331 | 0.57 |
| 97 = REFUSED..... | 41 | 0.07 |
| 98 = BLANK (NO ANSWER)..... | 815 | 1.40 |
| 99 = LEGITIMATE SKIP..... | 11085 | 19.10 |

The computer recorded that you last drank an alcoholic beverage [ALCREC FILL]. How old were you the last time you drank an alcoholic beverage?

(LU08)

ALCAGLST¹

Len : 3 HOW OLD WERE YOU LAST TIME DRANK ALCOHOL BEVERAGE

| | Freq | Pct |
|---|-------|-------|
| RANGE = 1 - 95..... | 14423 | 24.85 |
| 985 = BAD DATA Logically assigned..... | 137 | 0.24 |
| 989 = LEGITIMATE SKIP Logically assigned..... | 4 | 0.01 |
| 991 = NEVER USED ALCOHOL..... | 16302 | 28.09 |
| 994 = DON'T KNOW..... | 211 | 0.36 |
| 997 = REFUSED..... | 54 | 0.09 |
| 998 = BLANK (NO ANSWER)..... | 579 | 1.00 |
| 999 = LEGITIMATE SKIP..... | 26324 | 45.36 |

Did you last drink an alcoholic beverage in [CURRENT YEAR - 1] or [CURRENT YEAR]?

Did you last drink an alcoholic beverage in [CURRENT YEAR - 2] or [CURRENT YEAR - 1]?

In what month in [CURRENT YEAR] did you last drink an alcoholic beverage?

(LU08A, LU08B, LU08C)

ALCYLU¹

Len : 4 YEAR OF LAST ALCOHOL USE - RECODE

| | Freq | Pct |
|--|-------|-------|
| RANGE = 2019 - 2021..... | 8954 | 15.43 |
| 9985 = BAD DATA Logically assigned..... | 111 | 0.19 |
| 9989 = LEGITIMATE SKIP Logically assigned..... | 163 | 0.28 |
| 9991 = NEVER USED ALCOHOL..... | 16302 | 28.09 |
| 9994 = DON'T KNOW..... | 218 | 0.38 |
| 9997 = REFUSED..... | 57 | 0.10 |
| 9998 = BLANK (NO ANSWER)..... | 719 | 1.24 |
| 9999 = LEGITIMATE SKIP..... | 31510 | 54.30 |

PRIOR SUBSTANCE USE

In what month in [CURRENT YEAR] did you last drink an alcoholic beverage?

In what month in [YEAR FROM LU08a or LU08b] did you last drink an alcoholic beverage?

(LU08C, LU08D)

ALCMLU¹

Len : 2 MONTH OF LAST ALCOHOL USE - RECODE

| | Freq | Pct |
|--|-------|-------|
| 1 = January..... | 981 | 1.69 |
| 2 = February..... | 642 | 1.11 |
| 3 = March..... | 667 | 1.15 |
| 4 = April..... | 554 | 0.95 |
| 5 = May..... | 633 | 1.09 |
| 6 = June..... | 755 | 1.30 |
| 7 = July..... | 954 | 1.64 |
| 8 = August..... | 691 | 1.19 |
| 9 = September..... | 598 | 1.03 |
| 10 = October..... | 543 | 0.94 |
| 11 = November..... | 484 | 0.83 |
| 12 = December..... | 1134 | 1.95 |
| 85 = BAD DATA Logically assigned..... | 152 | 0.26 |
| 89 = LEGITIMATE SKIP Logically assigned..... | 163 | 0.28 |
| 91 = NEVER USED ALCOHOL..... | 16302 | 28.09 |
| 94 = DON'T KNOW..... | 467 | 0.80 |
| 97 = REFUSED..... | 74 | 0.13 |
| 98 = BLANK (NO ANSWER)..... | 730 | 1.26 |
| 99 = LEGITIMATE SKIP..... | 31510 | 54.30 |

The computer recorded that you last used cocaine [CCREC FILL]. How old were you the last time you used cocaine?

(LU09)

COCAGLST¹

Len : 3 HOW OLD WERE YOU THE LAST TIME USED COCAINE

| | Freq | Pct |
|---|-------|-------|
| RANGE = 1 - 72..... | 5771 | 9.94 |
| 985 = BAD DATA Logically assigned..... | 356 | 0.61 |
| 989 = LEGITIMATE SKIP Logically assigned..... | 8 | 0.01 |
| 991 = NEVER USED COCAINE..... | 51225 | 88.27 |
| 994 = DON'T KNOW..... | 79 | 0.14 |
| 997 = REFUSED..... | 20 | 0.03 |
| 998 = BLANK (NO ANSWER)..... | 195 | 0.34 |
| 999 = LEGITIMATE SKIP..... | 380 | 0.65 |

Did you last use cocaine in [CURRENT YEAR - 1] or [CURRENT YEAR]?

Did you last use cocaine in [CURRENT YEAR - 2] or [CURRENT YEAR - 1]?

In what month in [CURRENT YEAR] did you last use cocaine?

(LU09A, LU09B, LU09C)

COCYLU¹

Len : 4 YEAR OF LAST COCAINE USE - RECODE

| | Freq | Pct |
|--|-------|-------|
| RANGE = 2019 - 2021..... | 875 | 1.51 |
| 9985 = BAD DATA Logically assigned..... | 15 | 0.03 |
| 9989 = LEGITIMATE SKIP Logically assigned..... | 60 | 0.10 |
| 9991 = NEVER USED COCAINE..... | 51225 | 88.27 |
| 9994 = DON'T KNOW..... | 84 | 0.14 |
| 9997 = REFUSED..... | 20 | 0.03 |
| 9998 = BLANK (NO ANSWER)..... | 561 | 0.97 |
| 9999 = LEGITIMATE SKIP..... | 5194 | 8.95 |

PRIOR SUBSTANCE USE

In what month in [CURRENT YEAR] did you last use cocaine?

In what month in [YEAR FROM LU09a or LU09b] did you last use cocaine?

(LU09C, LU09D)

COCMLU¹

Len : 2 MONTH OF LAST COCAINE USE - RECODE

| | Freq | Pct |
|--|-------|-------|
| 1 = January..... | 81 | 0.14 |
| 2 = February..... | 57 | 0.10 |
| 3 = March..... | 77 | 0.13 |
| 4 = April..... | 65 | 0.11 |
| 5 = May..... | 56 | 0.10 |
| 6 = June..... | 76 | 0.13 |
| 7 = July..... | 73 | 0.13 |
| 8 = August..... | 73 | 0.13 |
| 9 = September..... | 70 | 0.12 |
| 10 = October..... | 73 | 0.13 |
| 11 = November..... | 51 | 0.09 |
| 12 = December..... | 85 | 0.15 |
| 85 = BAD DATA Logically assigned..... | 28 | 0.05 |
| 89 = LEGITIMATE SKIP Logically assigned..... | 60 | 0.10 |
| 91 = NEVER USED COCAINE..... | 51225 | 88.27 |
| 94 = DON'T KNOW..... | 107 | 0.18 |
| 97 = REFUSED..... | 22 | 0.04 |
| 98 = BLANK (NO ANSWER)..... | 561 | 0.97 |
| 99 = LEGITIMATE SKIP..... | 5194 | 8.95 |

The computer recorded that you last used "crack" [CKREC FILL]. How old were you the last time you used "crack?"

(LU10)

CRKAGLST¹

Len : 3 HOW OLD WERE YOU THE LAST TIME USED CRACK

| | Freq | Pct |
|--|-------|-------|
| RANGE = 12 - 72..... | 1277 | 2.20 |
| 985 = BAD DATA Logically assigned..... | 144 | 0.25 |
| 991 = NEVER USED CRACK..... | 56416 | 97.21 |
| 994 = DON'T KNOW..... | 28 | 0.05 |
| 997 = REFUSED..... | 17 | 0.03 |
| 998 = BLANK (NO ANSWER)..... | 75 | 0.13 |
| 999 = LEGITIMATE SKIP..... | 77 | 0.13 |

Did you last use "crack" in [CURRENT YEAR - 1] or [CURRENT YEAR]?

Did you last use "crack" in [CURRENT YEAR - 2] or [CURRENT YEAR - 1]?

In what month in [CURRENT YEAR] did you last use "crack"?

(LU10A, LU10B, LU10C)

CRKYLU¹

Len : 4 YEAR OF LAST CRACK USE - RECODE

| | Freq | Pct |
|--|-------|-------|
| RANGE = 2019 - 2021..... | 98 | 0.17 |
| 9985 = BAD DATA Logically assigned..... | 5 | 0.01 |
| 9989 = LEGITIMATE SKIP Logically assigned..... | 4 | 0.01 |
| 9991 = NEVER USED CRACK..... | 56416 | 97.21 |
| 9994 = DON'T KNOW..... | 28 | 0.05 |
| 9997 = REFUSED..... | 17 | 0.03 |
| 9998 = BLANK (NO ANSWER)..... | 217 | 0.37 |
| 9999 = LEGITIMATE SKIP..... | 1249 | 2.15 |

PRIOR SUBSTANCE USE

In what month in [CURRENT YEAR] did you last use "crack"?

In what month in [YEAR FROM LU10a or LU10b] did you last use "crack"?

(LU10C, LU10D)

CRKMLU¹

Len : 2 MONTH OF LAST CRACK USE - RECODE

| | Freq | Pct |
|--|-------|-------|
| 1 = January..... | 6 | 0.01 |
| 2 = February..... | 7 | 0.01 |
| 3 = March..... | 11 | 0.02 |
| 4 = April..... | 8 | 0.01 |
| 5 = May..... | 13 | 0.02 |
| 6 = June..... | 9 | 0.02 |
| 7 = July..... | 8 | 0.01 |
| 8 = August..... | 5 | 0.01 |
| 9 = September..... | 6 | 0.01 |
| 10 = October..... | 6 | 0.01 |
| 11 = November..... | 6 | 0.01 |
| 12 = December..... | 8 | 0.01 |
| 85 = BAD DATA Logically assigned..... | 9 | 0.02 |
| 89 = LEGITIMATE SKIP Logically assigned..... | 4 | 0.01 |
| 91 = NEVER USED CRACK..... | 56416 | 97.21 |
| 94 = DON'T KNOW..... | 28 | 0.05 |
| 97 = REFUSED..... | 17 | 0.03 |
| 98 = BLANK (NO ANSWER)..... | 218 | 0.38 |
| 99 = LEGITIMATE SKIP..... | 1249 | 2.15 |

The computer recorded that you last used heroin [HEREC FILL]. How old were you the last time you used heroin?

(LU11)

HERAGLST¹

Len : 3 HOW OLD WERE YOU THE LAST TIME USED HEROIN

| | Freq | Pct |
|--|-------|-------|
| RANGE = 10 - 71..... | 865 | 1.49 |
| 985 = BAD DATA Logically assigned..... | 104 | 0.18 |
| 991 = NEVER USED HEROIN..... | 56884 | 98.02 |
| 994 = DON'T KNOW..... | 16 | 0.03 |
| 997 = REFUSED..... | 11 | 0.02 |
| 998 = BLANK (NO ANSWER)..... | 50 | 0.09 |
| 999 = LEGITIMATE SKIP..... | 104 | 0.18 |

Did you last use heroin in [CURRENT YEAR - 1] or [CURRENT YEAR]?

Did you last use heroin in [CURRENT YEAR - 2] or [CURRENT YEAR - 1]?

In what month in [CURRENT YEAR] did you last use heroin?

(LU11A, LU11B, LU11C)

HERYLU¹

Len : 4 YEAR OF LAST HEROIN USE - RECODE

| | Freq | Pct |
|--|-------|-------|
| RANGE = 2019 - 2021..... | 124 | 0.21 |
| 9985 = BAD DATA Logically assigned..... | 6 | 0.01 |
| 9989 = LEGITIMATE SKIP Logically assigned..... | 5 | 0.01 |
| 9991 = NEVER USED HEROIN..... | 56884 | 98.02 |
| 9994 = DON'T KNOW..... | 17 | 0.03 |
| 9997 = REFUSED..... | 11 | 0.02 |
| 9998 = BLANK (NO ANSWER)..... | 152 | 0.26 |
| 9999 = LEGITIMATE SKIP..... | 835 | 1.44 |

PRIOR SUBSTANCE USE

In what month in [CURRENT YEAR] did you last use heroin?

In what month in [YEAR FROM LU11a or LU11b] did you last use heroin?

(LU11C, LU11D)

HERMLU¹

Len : 2 MONTH OF LAST HEROIN USE - RECODE

| | Freq | Pct |
|--|-------|-------|
| 1 = January..... | 12 | 0.02 |
| 2 = February..... | 13 | 0.02 |
| 3 = March..... | 12 | 0.02 |
| 4 = April..... | 7 | 0.01 |
| 5 = May..... | 6 | 0.01 |
| 6 = June..... | 12 | 0.02 |
| 7 = July..... | 10 | 0.02 |
| 8 = August..... | 5 | 0.01 |
| 9 = September..... | 6 | 0.01 |
| 10 = October..... | 17 | 0.03 |
| 11 = November..... | 7 | 0.01 |
| 12 = December..... | 15 | 0.03 |
| 85 = BAD DATA Logically assigned..... | 6 | 0.01 |
| 89 = LEGITIMATE SKIP Logically assigned..... | 5 | 0.01 |
| 91 = NEVER USED HEROIN..... | 56884 | 98.02 |
| 94 = DON'T KNOW..... | 19 | 0.03 |
| 97 = REFUSED..... | 11 | 0.02 |
| 98 = BLANK (NO ANSWER)..... | 152 | 0.26 |
| 99 = LEGITIMATE SKIP..... | 835 | 1.44 |

The computer recorded that you last used [LSFILL] [HALLREC FILL]. How old were you the last time you used [LSFILL]?

(LU12)

HALLAGLST¹

Len : 3 HOW OLD WERE YOU THE LAST TIME USED HALLUCINOGEN

| | Freq | Pct |
|---|-------|-------|
| RANGE = 1 - 73..... | 7652 | 13.19 |
| 985 = BAD DATA Logically assigned..... | 395 | 0.68 |
| 989 = LEGITIMATE SKIP Logically assigned..... | 12 | 0.02 |
| 991 = NEVER USED HALLUCINOGENS..... | 48915 | 84.29 |
| 994 = DON'T KNOW..... | 138 | 0.24 |
| 997 = REFUSED..... | 39 | 0.07 |
| 998 = BLANK (NO ANSWER)..... | 367 | 0.63 |
| 999 = LEGITIMATE SKIP..... | 516 | 0.89 |

Did you last use [LSFILL] in [CURRENT YEAR - 1] or [CURRENT YEAR]?

Did you last use [LSFILL] in [CURRENT YEAR - 2] or [CURRENT YEAR - 1]?

In what month in [CURRENT YEAR] did you last use [LSFILL]?

(LU12A, LU12B, LU12C)

HALLYRLST¹

Len : 4 YEAR OF LAST HALLUCINOGEN USE - RECODE

| | Freq | Pct |
|--|-------|-------|
| RANGE = 2019 - 2021..... | 1706 | 2.94 |
| 9985 = BAD DATA Logically assigned..... | 31 | 0.05 |
| 9989 = LEGITIMATE SKIP Logically assigned..... | 70 | 0.12 |
| 9991 = NEVER USED HALLUCINOGENS..... | 48915 | 84.29 |
| 9994 = DON'T KNOW..... | 148 | 0.26 |
| 9997 = REFUSED..... | 40 | 0.07 |
| 9998 = BLANK (NO ANSWER)..... | 850 | 1.46 |
| 9999 = LEGITIMATE SKIP..... | 6274 | 10.81 |

PRIOR SUBSTANCE USE

In what month in [CURRENT YEAR] did you last use [LSFILL]?

In what month in [YEAR FROM LU12a or LU12b] did you last use [LSFILL]?

(LU12C, LU12D)

HALLMOLST¹

Len : 2 MONTH OF LAST HALLUCINOGEN USE - RECODE

| | Freq | Pct |
|--|-------|-------|
| 1 = January..... | 148 | 0.26 |
| 2 = February..... | 105 | 0.18 |
| 3 = March..... | 140 | 0.24 |
| 4 = April..... | 102 | 0.18 |
| 5 = May..... | 93 | 0.16 |
| 6 = June..... | 174 | 0.30 |
| 7 = July..... | 201 | 0.35 |
| 8 = August..... | 144 | 0.25 |
| 9 = September..... | 109 | 0.19 |
| 10 = October..... | 127 | 0.22 |
| 11 = November..... | 115 | 0.20 |
| 12 = December..... | 131 | 0.23 |
| 85 = BAD DATA Logically assigned..... | 89 | 0.15 |
| 89 = LEGITIMATE SKIP Logically assigned..... | 70 | 0.12 |
| 91 = NEVER USED HALLUCINOGENS..... | 48915 | 84.29 |
| 94 = DON'T KNOW..... | 200 | 0.34 |
| 97 = REFUSED..... | 44 | 0.08 |
| 98 = BLANK (NO ANSWER)..... | 853 | 1.47 |
| 99 = LEGITIMATE SKIP..... | 6274 | 10.81 |

The computer recorded that you last used LSD [LSDREC FILL]. How old were you the last time you used LSD?

(LU13)

LSDAGLST¹

Len : 3 HOW OLD WERE YOU THE LAST TIME USED LSD

| | Freq | Pct |
|---|-------|-------|
| RANGE = 1 - 70..... | 4689 | 8.08 |
| 985 = BAD DATA Logically assigned..... | 198 | 0.34 |
| 989 = LEGITIMATE SKIP Logically assigned..... | 1 | 0.00 |
| 991 = NEVER USED LSD..... | 52604 | 90.64 |
| 994 = DON'T KNOW..... | 79 | 0.14 |
| 997 = REFUSED..... | 16 | 0.03 |
| 998 = BLANK (NO ANSWER)..... | 297 | 0.51 |
| 999 = LEGITIMATE SKIP..... | 150 | 0.26 |

Did you last use LSD in [CURRENT YEAR - 1] or [CURRENT YEAR]?

Did you last use LSD in [CURRENT YEAR - 2] or [CURRENT YEAR - 1]?

In what month in [CURRENT YEAR] did you last use LSD?

(LU13A, LU13B, LU13C)

LSDYLU¹

Len : 4 YEAR OF LAST LSD USE - RECODE

| | Freq | Pct |
|--|-------|-------|
| RANGE = 2019 - 2021..... | 876 | 1.51 |
| 9985 = BAD DATA Logically assigned..... | 11 | 0.02 |
| 9989 = LEGITIMATE SKIP Logically assigned..... | 20 | 0.03 |
| 9991 = NEVER USED LSD..... | 52604 | 90.64 |
| 9994 = DON'T KNOW..... | 86 | 0.15 |
| 9997 = REFUSED..... | 16 | 0.03 |
| 9998 = BLANK (NO ANSWER)..... | 497 | 0.86 |
| 9999 = LEGITIMATE SKIP..... | 3924 | 6.76 |

PRIOR SUBSTANCE USE

In what month in [CURRENT YEAR] did you last use LSD?

In what month in [YEAR FROM LU13a or LU13b] did you last use LSD?

(LU13C, LU13D)

LSDMLU¹

Len : 2 MONTH OF LAST LSD USE - RECODE

| | Freq | Pct |
|--|-------|-------|
| 1 = January..... | 76 | 0.13 |
| 2 = February..... | 60 | 0.10 |
| 3 = March..... | 71 | 0.12 |
| 4 = April..... | 60 | 0.10 |
| 5 = May..... | 44 | 0.08 |
| 6 = June..... | 85 | 0.15 |
| 7 = July..... | 100 | 0.17 |
| 8 = August..... | 79 | 0.14 |
| 9 = September..... | 41 | 0.07 |
| 10 = October..... | 71 | 0.12 |
| 11 = November..... | 63 | 0.11 |
| 12 = December..... | 66 | 0.11 |
| 85 = BAD DATA Logically assigned..... | 31 | 0.05 |
| 89 = LEGITIMATE SKIP Logically assigned..... | 20 | 0.03 |
| 91 = NEVER USED LSD..... | 52604 | 90.64 |
| 94 = DON'T KNOW..... | 109 | 0.19 |
| 97 = REFUSED..... | 17 | 0.03 |
| 98 = BLANK (NO ANSWER)..... | 513 | 0.88 |
| 99 = LEGITIMATE SKIP..... | 3924 | 6.76 |

The computer recorded that you last used PCP [PCPREC FILL]. How old were you the last time you used PCP?

(LU14)

PCPAGLST¹

Len : 3 HOW OLD WERE YOU THE LAST TIME USED PCP

| | Freq | Pct |
|--|-------|-------|
| RANGE = 1 - 58..... | 652 | 1.12 |
| 985 = BAD DATA Logically assigned..... | 83 | 0.14 |
| 991 = NEVER USED PCP..... | 57187 | 98.54 |
| 994 = DON'T KNOW..... | 17 | 0.03 |
| 997 = REFUSED..... | 8 | 0.01 |
| 998 = BLANK (NO ANSWER)..... | 75 | 0.13 |
| 999 = LEGITIMATE SKIP..... | 12 | 0.02 |

Did you last use PCP in [CURRENT YEAR - 1] or [CURRENT YEAR]?

Did you last use PCP in [CURRENT YEAR - 2] or [CURRENT YEAR - 1]?

In what month in [CURRENT YEAR] did you last use PCP?

(LU14A, LU14B, LU14C)

PCPYLU¹

Len : 4 YEAR OF LAST PCP USE - RECODE

| | Freq | Pct |
|--|-------|-------|
| RANGE = 2019 - 2021..... | 26 | 0.04 |
| 9989 = LEGITIMATE SKIP Logically assigned..... | 1 | 0.00 |
| 9991 = NEVER USED PCP..... | 57187 | 98.54 |
| 9994 = DON'T KNOW..... | 17 | 0.03 |
| 9997 = REFUSED..... | 8 | 0.01 |
| 9998 = BLANK (NO ANSWER)..... | 157 | 0.27 |
| 9999 = LEGITIMATE SKIP..... | 638 | 1.10 |

PRIOR SUBSTANCE USE

In what month in [CURRENT YEAR] did you last use PCP?

In what month in [YEAR FROM LU14a or LU14b] did you last use PCP?

(LU14C, LU14D)

PCPMLU¹ Len : 2 MONTH OF LAST PCP USE - RECODE

| | Freq | Pct |
|--|-------|-------|
| 1 = January..... | 2 | 0.00 |
| 2 = February..... | 1 | 0.00 |
| 3 = March..... | 3 | 0.01 |
| 5 = May..... | 6 | 0.01 |
| 6 = June..... | 2 | 0.00 |
| 7 = July..... | 6 | 0.01 |
| 11 = November..... | 2 | 0.00 |
| 12 = December..... | 1 | 0.00 |
| 85 = BAD DATA Logically assigned..... | 1 | 0.00 |
| 89 = LEGITIMATE SKIP Logically assigned..... | 1 | 0.00 |
| 91 = NEVER USED PCP..... | 57187 | 98.54 |
| 94 = DON'T KNOW..... | 18 | 0.03 |
| 97 = REFUSED..... | 8 | 0.01 |
| 98 = BLANK (NO ANSWER)..... | 158 | 0.27 |
| 99 = LEGITIMATE SKIP..... | 638 | 1.10 |

The computer recorded that you last used "Ecstasy" or "Molly" also known as MDMA [ECSTREC FILL]. How old were you the last time you used "Ecstasy" or "Molly" ?

(LU15)

ECSTMOAGL¹ Len : 3 HOW OLD WERE YOU THE LAST TIME USED ECSTASY/MOLLY

| | Freq | Pct |
|--|-------|-------|
| RANGE = 1 - 71..... | 3948 | 6.80 |
| 985 = BAD DATA Logically assigned..... | 194 | 0.33 |
| 991 = NEVER USED ECSTASY..... | 53435 | 92.08 |
| 994 = DON'T KNOW..... | 59 | 0.10 |
| 997 = REFUSED..... | 16 | 0.03 |
| 998 = BLANK (NO ANSWER)..... | 252 | 0.43 |
| 999 = LEGITIMATE SKIP..... | 130 | 0.22 |

Did you last use "Ecstasy" or "Molly" in [CURRENT YEAR - 1] or [CURRENT YEAR]?

Did you last use "Ecstasy" or "Molly" in [CURRENT YEAR - 2] or [CURRENT YEAR - 1]?

In what month in [CURRENT YEAR] did you last use "Ecstasy" or "Molly"?

(LU15A, LU15B, LU15C)

ECSTMOYLU¹ Len : 4 YEAR OF LAST ECSTASY OR MOLLY USE - RECODE

| | Freq | Pct |
|--|-------|-------|
| RANGE = 2019 - 2021..... | 594 | 1.02 |
| 9985 = BAD DATA Logically assigned..... | 16 | 0.03 |
| 9989 = LEGITIMATE SKIP Logically assigned..... | 21 | 0.04 |
| 9991 = NEVER USED ECSTASY OR MOLLY..... | 53435 | 92.08 |
| 9994 = DON'T KNOW..... | 60 | 0.10 |
| 9997 = REFUSED..... | 16 | 0.03 |
| 9998 = BLANK (NO ANSWER)..... | 441 | 0.76 |
| 9999 = LEGITIMATE SKIP..... | 3451 | 5.95 |

PRIOR SUBSTANCE USE

In what month in [CURRENT YEAR] did you last use "Ecstasy" or "Molly"?

In what month in [YEAR FROM LU15a or LU15b] did you last use "Ecstasy" or "Molly"?

(LU15C, LU15D)

ECSTMOMLU¹

Len : 2 MONTH OF LAST ECSTASY OR MOLLY USE - RECODE

| | Freq | Pct |
|--|-------|-------|
| 1 = January..... | 63 | 0.11 |
| 2 = February..... | 39 | 0.07 |
| 3 = March..... | 48 | 0.08 |
| 4 = April..... | 33 | 0.06 |
| 5 = May..... | 40 | 0.07 |
| 6 = June..... | 42 | 0.07 |
| 7 = July..... | 64 | 0.11 |
| 8 = August..... | 54 | 0.09 |
| 9 = September..... | 38 | 0.07 |
| 10 = October..... | 54 | 0.09 |
| 11 = November..... | 41 | 0.07 |
| 12 = December..... | 46 | 0.08 |
| 85 = BAD DATA Logically assigned..... | 28 | 0.05 |
| 89 = LEGITIMATE SKIP Logically assigned..... | 21 | 0.04 |
| 91 = NEVER USED ECSTASY OR MOLLY..... | 53435 | 92.08 |
| 94 = DON'T KNOW..... | 70 | 0.12 |
| 97 = REFUSED..... | 17 | 0.03 |
| 98 = BLANK (NO ANSWER)..... | 450 | 0.78 |
| 99 = LEGITIMATE SKIP..... | 3451 | 5.95 |

The computer recorded that you last used any inhalants for kicks or to get high [INREC FILL]. How old were you the last time you used any inhalants for kicks or to get high?

(LU16)

INHLAGLST¹

Len : 3 HOW OLD WERE YOU THE LAST TIME USED INHALANTS

| | Freq | Pct |
|--|-------|-------|
| RANGE = 1 - 71..... | 4503 | 7.76 |
| 985 = BAD DATA Logically assigned..... | 393 | 0.68 |
| 991 = NEVER USED INHALANTS..... | 52267 | 90.06 |
| 994 = DON'T KNOW..... | 259 | 0.45 |
| 997 = REFUSED..... | 71 | 0.12 |
| 998 = BLANK (NO ANSWER)..... | 309 | 0.53 |
| 999 = LEGITIMATE SKIP..... | 232 | 0.40 |

Did you last use an inhalant for kicks or to get high in [CURRENT YEAR - 1] or [CURRENT YEAR]?

Did you last use an inhalant for kicks or to get high in [CURRENT YEAR - 2] or [CURRENT YEAR - 1]?

In what month in [CURRENT YEAR] did you last use an inhalant for kicks or to get high?

(LU16A, LU16B, LU16C)

INHLYRLST¹

Len : 4 YEAR OF LAST INHALANT USE - RECODE

| | Freq | Pct |
|--|-------|-------|
| RANGE = 2019 - 2021..... | 565 | 0.97 |
| 9985 = BAD DATA Logically assigned..... | 18 | 0.03 |
| 9989 = LEGITIMATE SKIP Logically assigned..... | 36 | 0.06 |
| 9991 = NEVER USED INHALANTS..... | 52267 | 90.06 |
| 9994 = DON'T KNOW..... | 266 | 0.46 |
| 9997 = REFUSED..... | 72 | 0.12 |
| 9998 = BLANK (NO ANSWER)..... | 698 | 1.20 |
| 9999 = LEGITIMATE SKIP..... | 4112 | 7.09 |

PRIOR SUBSTANCE USE

In what month in [CURRENT YEAR] did you last use an inhalant for kicks or to get high?

In what month in [YEAR FROM LU16a or LU16b] did you last use an inhalant for kicks or to get high?

(LU16C, LU16D)

INHLMOLST¹

Len : 2 MONTH OF LAST INHALANT USE - RECODE

| | Freq | Pct |
|--|-------|-------|
| 1 = January..... | 39 | 0.07 |
| 2 = February..... | 46 | 0.08 |
| 3 = March..... | 54 | 0.09 |
| 4 = April..... | 39 | 0.07 |
| 5 = May..... | 39 | 0.07 |
| 6 = June..... | 32 | 0.06 |
| 7 = July..... | 40 | 0.07 |
| 8 = August..... | 42 | 0.07 |
| 9 = September..... | 34 | 0.06 |
| 10 = October..... | 46 | 0.08 |
| 11 = November..... | 44 | 0.08 |
| 12 = December..... | 28 | 0.05 |
| 85 = BAD DATA Logically assigned..... | 35 | 0.06 |
| 89 = LEGITIMATE SKIP Logically assigned..... | 36 | 0.06 |
| 91 = NEVER USED INHALANTS..... | 52267 | 90.06 |
| 94 = DON'T KNOW..... | 316 | 0.54 |
| 97 = REFUSED..... | 79 | 0.14 |
| 98 = BLANK (NO ANSWER)..... | 706 | 1.22 |
| 99 = LEGITIMATE SKIP..... | 4112 | 7.09 |

The computer recorded that you last used methamphetamine [MEREK FILL]. How old were you the last time you used methamphetamine?

(LU17)

METHAGLST¹

Len : 3 HOW OLD WERE YOU THE LAST TIME USED METH

| | Freq | Pct |
|--|-------|-------|
| RANGE = 1 - 73..... | 2062 | 3.55 |
| 985 = BAD DATA Logically assigned..... | 169 | 0.29 |
| 991 = NEVER USED METHAMPHETAMINE..... | 55326 | 95.33 |
| 994 = DON'T KNOW..... | 54 | 0.09 |
| 997 = REFUSED..... | 13 | 0.02 |
| 998 = BLANK (NO ANSWER)..... | 120 | 0.21 |
| 999 = LEGITIMATE SKIP..... | 290 | 0.50 |

Did you last use methamphetamine in [CURRENT YEAR - 1] or [CURRENT YEAR]?

Did you last use methamphetamine in [CURRENT YEAR - 2] or [CURRENT YEAR - 1]?

In what month in [CURRENT YEAR] did you last use methamphetamine?

(LU17A, LU17B, LU17C)

METHYRLST¹

Len : 4 YEAR OF LAST METHAMPHETAMINE USE - RECODE

| | Freq | Pct |
|--|-------|-------|
| RANGE = 2019 - 2021..... | 249 | 0.43 |
| 9985 = BAD DATA Logically assigned..... | 4 | 0.01 |
| 9989 = LEGITIMATE SKIP Logically assigned..... | 10 | 0.02 |
| 9991 = NEVER USED METHAMPHETAMINE..... | 55326 | 95.33 |
| 9994 = DON'T KNOW..... | 56 | 0.10 |
| 9997 = REFUSED..... | 13 | 0.02 |
| 9998 = BLANK (NO ANSWER)..... | 287 | 0.49 |
| 9999 = LEGITIMATE SKIP..... | 2089 | 3.60 |

PRIOR SUBSTANCE USE

In what month in [CURRENT YEAR] did you last use methamphetamine?

In what month in [YEAR FROM LU17a or LU17b] did you last use methamphetamine?

(LU17C, LU17D)

METHMOLST¹

Len : 2 MONTH OF LAST METH USE - RECODE

| | Freq | Pct |
|--|-------|-------|
| 1 = January..... | 26 | 0.04 |
| 2 = February..... | 16 | 0.03 |
| 3 = March..... | 26 | 0.04 |
| 4 = April..... | 23 | 0.04 |
| 5 = May..... | 21 | 0.04 |
| 6 = June..... | 28 | 0.05 |
| 7 = July..... | 20 | 0.03 |
| 8 = August..... | 17 | 0.03 |
| 9 = September..... | 13 | 0.02 |
| 10 = October..... | 11 | 0.02 |
| 11 = November..... | 15 | 0.03 |
| 12 = December..... | 23 | 0.04 |
| 85 = BAD DATA Logically assigned..... | 8 | 0.01 |
| 89 = LEGITIMATE SKIP Logically assigned..... | 10 | 0.02 |
| 91 = NEVER USED METHAMPHETAMINE..... | 55326 | 95.33 |
| 94 = DON'T KNOW..... | 61 | 0.11 |
| 97 = REFUSED..... | 13 | 0.02 |
| 98 = BLANK (NO ANSWER)..... | 288 | 0.50 |
| 99 = LEGITIMATE SKIP..... | 2089 | 3.60 |

NOTE: Respondents were assigned legitimate skip codes of 99 or 89 in CIGYRBFR if they reported in the core TOBACCO module that they last smoked a cigarette more than 3 years ago. Logically, these respondents would not have smoked a cigarette in the past 12 to 24 months. In addition, CIGYRBFR was not edited with respect to CIGAGLST or CIGDLLST. Therefore, inconsistencies could exist between CIGYRBFR and these other variables.

Earlier questions were about the past 12 months. This question is about the year before that, that is, from [DATEFILL - 12 MONTHS] to [DATEFILL]. During that year, beginning [DATEFILL - 12 MONTHS] and ending [DATEFILL], did you smoke part or all of a cigarette, even once?

(LU37)

CIGYRBFR¹

Len : 2 SMOKE ALL OR PART OF CIGARETTE IN YR BEFORE LAST

| | Freq | Pct |
|---------------------------------|-------|-------|
| 1 = Yes..... | 8704 | 15.00 |
| 2 = No..... | 3114 | 5.37 |
| 91 = NEVER USED CIGARETTES..... | 33161 | 57.14 |
| 94 = DON'T KNOW..... | 83 | 0.14 |
| 97 = REFUSED..... | 28 | 0.05 |
| 98 = BLANK (NO ANSWER)..... | 423 | 0.73 |
| 99 = LEGITIMATE SKIP..... | 12521 | 21.58 |

NOTE: The variables ALCYRBFR and ALCAGLST were not edited with respect to one another. Therefore, inconsistencies could exist between these two variables.

Earlier questions were about the past 12 months. This question is about the year before that, that is, from [DATEFILL - 12 MONTHS] to [DATEFILL].] During that year, beginning [DATEFILL - 12 MONTHS] and ending [DATEFILL], did you have a drink of any type of alcoholic beverage, even once?

(LU38)

ALCYRBFR¹

Len : 2 HAVE ALCOHOLIC BEVERAGE IN YEAR BEFORE LAST

| | Freq | Pct |
|---------------------------------------|-------|-------|
| 1 = Yes..... | 31068 | 53.53 |
| 2 = No..... | 9577 | 16.50 |
| 85 = BAD DATA Logically assigned..... | 1 | 0.00 |
| 91 = NEVER USED ALCOHOL..... | 16302 | 28.09 |
| 94 = DON'T KNOW..... | 183 | 0.32 |
| 97 = REFUSED..... | 79 | 0.14 |
| 98 = BLANK (NO ANSWER)..... | 824 | 1.42 |

PRIOR SUBSTANCE USE

NOTE: The variables COCYRBFR and COCAGLST were not edited with respect to one another. Therefore, inconsistencies could exist between these two variables.

Earlier questions were about the past 12 months. This question is about the year before that, that is, from [DATEFILL - 12 MONTHS] to [DATEFILL]. During that year, beginning [DATEFILL - 12 MONTHS] and ending [DATEFILL], did you use any form of cocaine, even once?

(LU39)

COCYRBFR¹

Len : 2 HAVE ANY FORM OF COCAINE IN YEAR BEFORE LAST

| | Freq | Pct |
|---------------------------------------|-------------|------------|
| 1 = Yes..... | 1134 | 1.95 |
| 2 = No..... | 5462 | 9.41 |
| 85 = BAD DATA Logically assigned..... | 1 | 0.00 |
| 91 = NEVER USED COCAINE..... | 51225 | 88.27 |
| 94 = DON'T KNOW..... | 13 | 0.02 |
| 97 = REFUSED..... | 14 | 0.02 |
| 98 = BLANK (NO ANSWER)..... | 185 | 0.32 |

DRUG TREATMENT

DRUG TREATMENT

The values in this section may be inconsistent with values for variables in other sections of the interview. Items in this section were edited when respondents legitimately skipped out of these items based on prior answers in earlier sections. Otherwise, variables in one section of the interview generally were not edited to make them consistent with variables in another section of the interview. This note applies to variables in this section marked by a¹.

NOTE: Respondents were not asked questions in the SUBSTANCE TREATMENT module if they did not report lifetime use of alcohol, marijuana, cocaine, heroin, hallucinogens, inhalants, methamphetamine, or lifetime misuse of prescription psychotherapeutics (pain relievers, tranquilizers, stimulants, or sedatives). Codes of 91 in the edited SUBSTANCE TREATMENT variables indicate that the questions did not apply because respondents never used (or misused) any of these substances.

NOTE: Changes to the drug treatment section of NSDUH in the 2021 questionnaire, including revisions to skip logic and to the reference periods for some measures, resulted in the renaming of many edited variables in this section. The new variable names are TXYRUSEADB, TXYRUSEALC, TXYRUSEMRJ, TXYRUSECOC, TXYRUSEHER, TXYRUSEINH, TXYRUSEMTH, TXYRUSEPNR, TXYRUSETRQ, TXYRUSESTM, TXYRUSESED, TXYRUSEOTH, TXYRUSEMAIN2, TXLTYPYHINS, TXLTYPYMCRE, TXLTYPYMCAD, TXLTYPYPUBL, TXLTYPYSVNG, TXLTYPYFAML, TXLTYPYCOUR, TXLTYPYMILT, TXLTYPYEMPL, TXLTYPYOTHR, TXLTYPYOTSP, and TXLTYPYFREE. The remaining variables in this section retained the names from previous years because the impact from the questionnaire changes was negligible.

These next questions deal with treatment for alcohol and drug problems, not including cigarettes. Please report treatment or counseling designed to help you reduce or stop your alcohol or drug use. Please include detoxification and any other treatment for medical problems associated with your alcohol or drug use.

Have you ever received treatment or counseling for your use of alcohol or any drug, not counting cigarettes?

(TX01)

| | | | | |
|-------------------------------|---------|---|-------------|------------|
| <u>TXEVRRCDV</u> ¹ | Len : 2 | EVER RECEIVED ALCOHOL OR DRUG TREATMENT | | |
| | | | Freq | Pct |
| | | 1 = Yes..... | 2821 | 4.86 |
| | | 2 = No..... | 39692 | 68.39 |
| | | 85 = BAD DATA Logically assigned..... | 25 | 0.04 |
| | | 91 = NEVER USED ALCOHOL OR DRUGS..... | 13970 | 24.07 |
| | | 94 = DON'T KNOW..... | 43 | 0.07 |
| | | 97 = REFUSED..... | 62 | 0.11 |
| | | 98 = BLANK (NO ANSWER)..... | 1421 | 2.45 |

During the past 12 months, that is since [DATEFILL] have you received treatment or counseling for your use of alcohol or any drug, not counting cigarettes?

(TX02)

| | | | | |
|-------------------------------|---------|--|-------------|------------|
| <u>TXYRRECDV</u> ¹ | Len : 2 | EVER RECEIVED ALCOHOL OR DRUG TRMT PAST 12 MOS | | |
| | | | Freq | Pct |
| | | 1 = Yes..... | 783 | 1.35 |
| | | 2 = No..... | 1953 | 3.37 |
| | | 3 = Yes LOGICALLY ASSIGNED..... | 78 | 0.13 |
| | | 4 = No LOGICALLY ASSIGNED..... | 5 | 0.01 |
| | | 85 = BAD DATA Logically assigned..... | 3 | 0.01 |
| | | 91 = NEVER USED ALCOHOL OR DRUGS..... | 13970 | 24.07 |
| | | 97 = REFUSED..... | 63 | 0.11 |
| | | 98 = BLANK (NO ANSWER)..... | 1487 | 2.56 |
| | | 99 = LEGITIMATE SKIP (TXEVRRCDV=2)..... | 39692 | 68.39 |

DRUG TREATMENT

During the past 12 months when you received treatment, was the treatment for alcohol use only, drug use only, or both alcohol and drug use?

(TX03)

TXYRUSEADB¹ Len : 2 RCVD TREATMENT IN PAST 12 MOS FOR ALCOHOL, DRUGS, OR BOTH

| | Freq | Pct |
|---|-------|-------|
| 1 = For alcohol use only..... | 235 | 0.40 |
| 2 = For drug use only..... | 275 | 0.47 |
| 3 = For both alcohol and drug use..... | 218 | 0.38 |
| 4 = For alcohol use only LOGICALLY ASSIGNED..... | 11 | 0.02 |
| 5 = For drug use only LOGICALLY ASSIGNED..... | 13 | 0.02 |
| 6 = for both alcohol and drug use LOGICALLY ASSIGNED..... | 40 | 0.07 |
| 11 = For alcohol use (py tmt for drugs unknown)..... | 1 | 0.00 |
| 12 = For drug use (py tmt for alc unknown)..... | 1 | 0.00 |
| 21 = For alc use only (no LT alc use or PY drug tmt reported)..... | 5 | 0.01 |
| 23 = For both alc and drug use (LT alc use not reported)..... | 4 | 0.01 |
| 25 = For alc use only (no LT alc use but PY drug tmt reported)..... | 2 | 0.00 |
| 85 = BAD DATA Logically assigned..... | 6 | 0.01 |
| 91 = NEVER USED ALCOHOL OR DRUGS..... | 13970 | 24.07 |
| 94 = DON'T KNOW..... | 4 | 0.01 |
| 97 = REFUSED..... | 64 | 0.11 |
| 98 = BLANK (NO ANSWER)..... | 1535 | 2.65 |
| 99 = LEGITIMATE SKIP..... | 41650 | 71.77 |

During the past 12 months, have you received treatment for your [TXFILL1] in a hospital overnight or longer as an inpatient?

(TX04A)

TXYRHOSOV¹ Len : 2 RCVD TXFILL1 TRMT IN HOSP/OVERNIGHT PST 12 MOS

| | Freq | Pct |
|---|-------|-------|
| 1 = Yes..... | 200 | 0.34 |
| 2 = No..... | 562 | 0.97 |
| 5 = Yes LOGICALLY ASSIGNED (from TXLTPYMNPLC2)..... | 22 | 0.04 |
| 85 = BAD DATA Logically assigned..... | 8 | 0.01 |
| 91 = NEVER USED ALCOHOL OR DRUGS..... | 13970 | 24.07 |
| 94 = DON'T KNOW..... | 1 | 0.00 |
| 97 = REFUSED..... | 65 | 0.11 |
| 98 = BLANK (NO ANSWER)..... | 1556 | 2.68 |
| 99 = LEGITIMATE SKIP..... | 41650 | 71.77 |

Was the treatment you received in a hospital overnight or longer as an inpatient for your alcohol use, your drug use, or both?

(TX04A1)

TXYRHOSAD¹ Len : 2 HOSP/OVERNIGHT TRMT FOR ALC, DRUGS, OR BOTH

| | Freq | Pct |
|---------------------------------------|-------|-------|
| 1 = Alcohol use..... | 6 | 0.01 |
| 2 = Drug use..... | 8 | 0.01 |
| 3 = Both alcohol and drug use..... | 56 | 0.10 |
| 91 = NEVER USED ALCOHOL OR DRUGS..... | 13970 | 24.07 |
| 97 = REFUSED..... | 64 | 0.11 |
| 98 = BLANK (NO ANSWER)..... | 1576 | 2.72 |
| 99 = LEGITIMATE SKIP..... | 42354 | 72.98 |

During the past 12 months, have you received treatment for your [TXFILL1] in a residential drug or alcohol rehabilitation facility where you stayed overnight or longer?

(TX04B)

TXYRRESOV¹ Len : 2 RCVD TXFILL1 TRMT REHAB CENTR/OVERNIGHT PST 12 MO

| | Freq | Pct |
|---|-------|-------|
| 1 = Yes..... | 197 | 0.34 |
| 2 = No..... | 559 | 0.96 |
| 5 = Yes LOGICALLY ASSIGNED (from TXLTPYMNPLC2)..... | 33 | 0.06 |
| 85 = BAD DATA Logically assigned..... | 9 | 0.02 |
| 91 = NEVER USED ALCOHOL OR DRUGS..... | 13970 | 24.07 |
| 94 = DON'T KNOW..... | 1 | 0.00 |
| 97 = REFUSED..... | 64 | 0.11 |
| 98 = BLANK (NO ANSWER)..... | 1551 | 2.67 |
| 99 = LEGITIMATE SKIP..... | 41650 | 71.77 |

DRUG TREATMENT

Was the treatment you received in a residential drug or alcohol rehabilitation facility where you stayed overnight or longer for your alcohol use, your drug use, or both?

(TX04B1)

TXYRRESAD¹

Len : 2 RES ALC/DRG REH TRMT FOR ALC, DRUGS, OR BOTH

| | Freq | Pct |
|---------------------------------------|-------|-------|
| 1 = Alcohol use..... | 4 | 0.01 |
| 2 = Drug use..... | 6 | 0.01 |
| 3 = Both alcohol and drug use..... | 59 | 0.10 |
| 91 = NEVER USED ALCOHOL OR DRUGS..... | 13970 | 24.07 |
| 94 = DON'T KNOW..... | 1 | 0.00 |
| 97 = REFUSED..... | 63 | 0.11 |
| 98 = BLANK (NO ANSWER)..... | 1581 | 2.72 |
| 99 = LEGITIMATE SKIP..... | 42350 | 72.97 |

During the past 12 months, have you received treatment for your [TXFILL1] in a drug or alcohol rehabilitation facility as an outpatient?

(TX04C)

TXYROUTPT¹

Len : 2 RCVD TXFILL1 TRMT REHAB CENTR/OUTPT PST 12 MOS

| | Freq | Pct |
|---|-------|-------|
| 1 = Yes..... | 336 | 0.58 |
| 2 = No..... | 414 | 0.71 |
| 5 = Yes LOGICALLY ASSIGNED (from TXLTPYMNPLC2)..... | 33 | 0.06 |
| 85 = BAD DATA Logically assigned..... | 9 | 0.02 |
| 91 = NEVER USED ALCOHOL OR DRUGS..... | 13970 | 24.07 |
| 94 = DON'T KNOW..... | 2 | 0.00 |
| 97 = REFUSED..... | 65 | 0.11 |
| 98 = BLANK (NO ANSWER)..... | 1555 | 2.68 |
| 99 = LEGITIMATE SKIP..... | 41650 | 71.77 |

Was the treatment you received in a drug or alcohol rehabilitation facility as an outpatient for your alcohol use, your drug use, or both?

(TX04C1)

TXYROUTAD¹

Len : 2 OUTPATIENT TRMT FOR ALC, DRUGS, OR BOTH

| | Freq | Pct |
|---------------------------------------|-------|-------|
| 1 = Alcohol use..... | 4 | 0.01 |
| 2 = Drug use..... | 19 | 0.03 |
| 3 = Both alcohol and drug use..... | 77 | 0.13 |
| 91 = NEVER USED ALCOHOL OR DRUGS..... | 13970 | 24.07 |
| 97 = REFUSED..... | 63 | 0.11 |
| 98 = BLANK (NO ANSWER)..... | 1580 | 2.72 |
| 99 = LEGITIMATE SKIP..... | 42321 | 72.92 |

During the past 12 months, have you received treatment for your [TXFILL1] in a mental health center or facility as an outpatient?

(TX04D)

TXYRMHCOP¹

Len : 2 RCVD TXFILL1 TRMT MNT HEALTH CNTR/OUTPT PST 12 MO

| | Freq | Pct |
|---|-------|-------|
| 1 = Yes..... | 315 | 0.54 |
| 2 = No..... | 423 | 0.73 |
| 5 = Yes LOGICALLY ASSIGNED (from TXLTPYMNPLC2)..... | 43 | 0.07 |
| 85 = BAD DATA Logically assigned..... | 9 | 0.02 |
| 91 = NEVER USED ALCOHOL OR DRUGS..... | 13970 | 24.07 |
| 94 = DON'T KNOW..... | 3 | 0.01 |
| 97 = REFUSED..... | 64 | 0.11 |
| 98 = BLANK (NO ANSWER)..... | 1557 | 2.68 |
| 99 = LEGITIMATE SKIP..... | 41650 | 71.77 |

DRUG TREATMENT

Was the treatment you received in a mental health center or facility as an outpatient for your alcohol use, your drug use, or both?

(TX04D1)

TXYRMHCAD¹

Len : 2 MNT HEALTH CNTR TRMT FOR ALC, DRUGS, OR BOTH

| | Freq | Pct |
|--|-------|-------|
| 1 = Alcohol use..... | 1 | 0.00 |
| 2 = Drug use | 9 | 0.02 |
| 3 = Both alcohol and drug use..... | 86 | 0.15 |
| 91 = NEVER USED ALCOHOL OR DRUGS | 13970 | 24.07 |
| 97 = REFUSED | 63 | 0.11 |
| 98 = BLANK (NO ANSWER) | 1581 | 2.72 |
| 99 = LEGITIMATE SKIP..... | 42324 | 72.93 |

During the past 12 months, have you received treatment for your [TXFILL1] in an emergency room?

(TX04E)

TXYREMRGN¹

Len : 2 RCVD TXFILL1 TRMT IN EMERGENCY ROOM PAST 12 MOS

| | Freq | Pct |
|---|-------|-------|
| 1 = Yes..... | 108 | 0.19 |
| 2 = No..... | 656 | 1.13 |
| 3 = Yes LOGICALLY ASSIGNED..... | 7 | 0.01 |
| 5 = Yes LOGICALLY ASSIGNED (from TXLTPYMNPLC2)..... | 7 | 0.01 |
| 85 = BAD DATA Logically assigned..... | 8 | 0.01 |
| 91 = NEVER USED ALCOHOL OR DRUGS | 13970 | 24.07 |
| 94 = DON'T KNOW | 1 | 0.00 |
| 97 = REFUSED | 65 | 0.11 |
| 98 = BLANK (NO ANSWER) | 1562 | 2.69 |
| 99 = LEGITIMATE SKIP..... | 41650 | 71.77 |

Was the treatment you received in an emergency room for your alcohol use, your drug use, or both?

(TX04E1)

TXYREMRAD¹

Len : 2 EMERGENCY ROOM TRMT FOR ALC, DRUGS, OR BOTH

| | Freq | Pct |
|--|-------|-------|
| 1 = Alcohol use..... | 5 | 0.01 |
| 2 = Drug use | 9 | 0.02 |
| 3 = Both alcohol and drug use..... | 18 | 0.03 |
| 91 = NEVER USED ALCOHOL OR DRUGS | 13970 | 24.07 |
| 97 = REFUSED | 63 | 0.11 |
| 98 = BLANK (NO ANSWER) | 1569 | 2.70 |
| 99 = LEGITIMATE SKIP..... | 42400 | 73.06 |

During the past 12 months, have you received treatment for your [TXFILL1] in a private doctor's office?

(TX04F)

TXYRDRPRV¹

Len : 2 RCVD TXFILL1 TRMT IN PRIV DR.'S OFFICE PST 12 MOS

| | Freq | Pct |
|---|-------|-------|
| 1 = Yes..... | 206 | 0.35 |
| 2 = No..... | 546 | 0.94 |
| 5 = Yes LOGICALLY ASSIGNED (from TXLTPYMNPLC2)..... | 23 | 0.04 |
| 85 = BAD DATA Logically assigned..... | 9 | 0.02 |
| 91 = NEVER USED ALCOHOL OR DRUGS | 13970 | 24.07 |
| 94 = DON'T KNOW | 2 | 0.00 |
| 97 = REFUSED | 67 | 0.12 |
| 98 = BLANK (NO ANSWER) | 1561 | 2.69 |
| 99 = LEGITIMATE SKIP..... | 41650 | 71.77 |

Was the treatment you received in a private doctor's office for your alcohol use, your drug use, or both?

(TX04F1)

TXYRDRPAD¹

Len : 2 PRIV DR.'S OFFICE TRMT FOR ALC, DRUGS, OR BOTH

| | Freq | Pct |
|--|-------|-------|
| 1 = Alcohol use..... | 8 | 0.01 |
| 2 = Drug use | 11 | 0.02 |
| 3 = Both alcohol and drug use..... | 40 | 0.07 |
| 91 = NEVER USED ALCOHOL OR DRUGS | 13970 | 24.07 |
| 97 = REFUSED | 63 | 0.11 |
| 98 = BLANK (NO ANSWER) | 1574 | 2.71 |
| 99 = LEGITIMATE SKIP..... | 42368 | 73.01 |

DRUG TREATMENT

During the past 12 months, have you received treatment for your [TXFILL1] in a prison or jail?

(TX04G)

TXYRPRISN¹

Len : 2 RCVD TXFILL1 TRMT IN PRISON/JAIL PAST 12 MONTHS

| | Freq | Pct |
|---|-------|-------|
| 1 = Yes..... | 56 | 0.10 |
| 2 = No..... | 712 | 1.23 |
| 5 = Yes LOGICALLY ASSIGNED (from TXLTPYMNPLC2)..... | 9 | 0.02 |
| 85 = BAD DATA Logically assigned..... | 9 | 0.02 |
| 91 = NEVER USED ALCOHOL OR DRUGS | 13970 | 24.07 |
| 94 = DON'T KNOW | 1 | 0.00 |
| 97 = REFUSED | 66 | 0.11 |
| 98 = BLANK (NO ANSWER) | 1561 | 2.69 |
| 99 = LEGITIMATE SKIP..... | 41650 | 71.77 |

Was the treatment you received in a prison or jail for your alcohol use, your drug use, or both?

(TX04G1)

TXYRPRID¹

Len : 2 PRISON/JAIL TRMT FOR ALC, DRUGS, OR BOTH

| | Freq | Pct |
|--|-------|-------|
| 1 = Alcohol use..... | 2 | 0.00 |
| 2 = Drug use | 8 | 0.01 |
| 3 = Both alcohol and drug use..... | 18 | 0.03 |
| 91 = NEVER USED ALCOHOL OR DRUGS | 13970 | 24.07 |
| 97 = REFUSED | 63 | 0.11 |
| 98 = BLANK (NO ANSWER) | 1562 | 2.69 |
| 99 = LEGITIMATE SKIP..... | 42411 | 73.08 |

During the past 12 months, have you received treatment for your [TXFILL1] in a self-help group such as Alcoholics Anonymous or Narcotics Anonymous?

(TX04H)

TXYRSLFHP¹

Len : 2 RCVD TXFILL1 TRMT IN SELF-HELP GROUP PAST 12 MOS

| | Freq | Pct |
|---|-------|-------|
| 1 = Yes..... | 331 | 0.57 |
| 2 = No..... | 426 | 0.73 |
| 5 = Yes LOGICALLY ASSIGNED (from TXLTPYMNPLC2)..... | 26 | 0.04 |
| 85 = BAD DATA Logically assigned..... | 9 | 0.02 |
| 91 = NEVER USED ALCOHOL OR DRUGS | 13970 | 24.07 |
| 94 = DON'T KNOW | 1 | 0.00 |
| 97 = REFUSED | 66 | 0.11 |
| 98 = BLANK (NO ANSWER) | 1555 | 2.68 |
| 99 = LEGITIMATE SKIP..... | 41650 | 71.77 |

Was the treatment you received in a self-help group for your alcohol use, your drug use, or both?

(TX04H1)

TXYRSLFAD¹

Len : 2 SELF-HELP GROUP TRMT FOR ALC, DRUGS, OR BOTH

| | Freq | Pct |
|--|-------|-------|
| 1 = Alcohol use..... | 9 | 0.02 |
| 2 = Drug use | 12 | 0.02 |
| 3 = Both alcohol and drug use..... | 99 | 0.17 |
| 91 = NEVER USED ALCOHOL OR DRUGS | 13970 | 24.07 |
| 97 = REFUSED | 63 | 0.11 |
| 98 = BLANK (NO ANSWER) | 1586 | 2.73 |
| 99 = LEGITIMATE SKIP..... | 42295 | 72.88 |

DRUG TREATMENT

During the past 12 months, have you received any professional counseling, medication or treatment for your alcohol or drug use **over the phone, by email, or through video calling?**

(TXSBTELE)
TXYRTELE

Len : 2 RCVD ALC OR DRG TRMT OVER PHONE/EMAIL/VIDEO IN PST 12 MO

| | Freq | Pct |
|---|-------|-------|
| 1 = Yes..... | 442 | 0.76 |
| 2 = No..... | 332 | 0.57 |
| 5 = Yes LOGICALLY ASSIGNED (from TXLTPYMNPLC2)..... | 1 | 0.00 |
| 85 = BAD DATA Logically assigned..... | 6 | 0.01 |
| 91 = NEVER USED ALCOHOL OR DRUGS..... | 13970 | 24.07 |
| 94 = DON'T KNOW..... | 1 | 0.00 |
| 97 = REFUSED..... | 66 | 0.11 |
| 98 = BLANK (NO ANSWER)..... | 1566 | 2.70 |
| 99 = LEGITIMATE SKIP..... | 41650 | 71.77 |

During the past 12 months, have you received treatment for your [TXFILL1] in some other place besides these that have been listed?

(TX04I)
TXYROTHER¹

Len : 2 RCVD TXFILL1 TRMT IN SOME OTHER PLACE PAST 12 MOS

| | Freq | Pct |
|---|-------|-------|
| 1 = Yes..... | 107 | 0.18 |
| 2 = No..... | 564 | 0.97 |
| 5 = Yes LOGICALLY ASSIGNED (from TXLTPYMNPLC2)..... | 111 | 0.19 |
| 7 = Treatment location unknown, LOG ASSN..... | 3 | 0.01 |
| 85 = BAD DATA Logically assigned..... | 8 | 0.01 |
| 91 = NEVER USED ALCOHOL OR DRUGS..... | 13970 | 24.07 |
| 97 = REFUSED..... | 66 | 0.11 |
| 98 = BLANK (NO ANSWER)..... | 1555 | 2.68 |
| 99 = LEGITIMATE SKIP..... | 41650 | 71.77 |

(TX04SC)
TXYROTHSP2¹

Len : 3 OTHER PLACE RCVD TRMT PAST 12 MONTHS

| | Freq | Pct |
|--|-------|-------|
| 2 = A res drug/alcohol rehab facility overnight..... | 2 | 0.00 |
| 6 = A private doctor's office..... | 1 | 0.00 |
| 8 = Self-help group, Alcoholic/Narcotics Anonymous..... | 2 | 0.00 |
| 9 = Some other place..... | 15 | 0.03 |
| 40 = Home, family, friends..... | 18 | 0.03 |
| 41 = School, college..... | 3 | 0.01 |
| 42 = Church/religious/spiritual influence..... | 7 | 0.01 |
| 44 = Halfway house/group home..... | 3 | 0.01 |
| 45 = Rehab/intervention fac/prgrm, ptnt status unspcfd..... | 6 | 0.01 |
| 46 = Mental health center or facility, inpatient..... | 3 | 0.01 |
| 47 = Communtiy/city/county/state pgm or facil; unspcfd..... | 4 | 0.01 |
| 48 = Counselor, therapist, psychologist, psychiatrist..... | 35 | 0.06 |
| 49 = Court-mandated/sponsored program..... | 5 | 0.01 |
| 52 = Military/VA Hospital..... | 5 | 0.01 |
| 53 = Hospital; mental health or patient status unspcfd..... | 3 | 0.01 |
| 56 = Mental hlth ctr/facility/hosp; ptnt status unspcfd..... | 3 | 0.01 |
| 64 = Methadone clinic/program..... | 16 | 0.03 |
| 65 = Name of facility/program given..... | 35 | 0.06 |
| 67 = Internet..... | 3 | 0.01 |
| 90 = Telehealth (phone, online, text)..... | 1 | 0.00 |
| 985 = BAD DATA Logically assigned..... | 15 | 0.03 |
| 991 = NEVER USED ALCOHOL OR DRUGS..... | 13970 | 24.07 |
| 994 = DON'T KNOW..... | 4 | 0.01 |
| 997 = REFUSED..... | 69 | 0.12 |
| 998 = BLANK (NO ANSWER)..... | 1592 | 2.74 |
| 999 = LEGITIMATE SKIP..... | 42214 | 72.74 |

DRUG TREATMENT

Was the treatment you received in this other place for your alcohol use, your drug use, or both?

(TX0411)

| | | | | |
|-------------------------------|---------|--|-------------|------------|
| <u>TXYROTHAD</u> ¹ | Len : 2 | OTHER PLACE TRMT FOR ALC, DRUGS, OR BOTH | | |
| | | | Freq | Pct |
| | | 2 = Drug use | 4 | 0.01 |
| | | 3 = Both alcohol and drug use..... | 28 | 0.05 |
| | | 91 = NEVER USED ALCOHOL OR DRUGS | 13970 | 24.07 |
| | | 97 = REFUSED | 63 | 0.11 |
| | | 98 = BLANK (NO ANSWER) | 1593 | 2.74 |
| | | 99 = LEGITIMATE SKIP..... | 42376 | 73.02 |

During the past 12 months, that is, since [DATEFILL], did you visit a hospital emergency room to receive treatment for your use of cocaine, heroin, marijuana, PCP, LSD, or Methamphetamine?

(TX05)

| | | | | |
|-------------------------------|---------|---|-------------|------------|
| <u>TXYRERDRG</u> ¹ | Len : 2 | EVER VISIT EMER RM FOR TRMT OF ILL DRUG PST 12 MO | | |
| | | | Freq | Pct |
| | | 1 = Yes..... | 35 | 0.06 |
| | | 2 = No..... | 467 | 0.80 |
| | | 6 = NEVER USED RELEVANT DRUGS..... | 43 | 0.07 |
| | | 91 = NEVER USED ALCOHOL OR DRUGS | 13970 | 24.07 |
| | | 97 = REFUSED | 66 | 0.11 |
| | | 98 = BLANK (NO ANSWER) | 1568 | 2.70 |
| | | 99 = LEGITIMATE SKIP..... | 41885 | 72.17 |

During the past 12 months, how many times did you visit a hospital emergency room to receive treatment for your use of cocaine, heroin, marijuana, PCP, LSD, or Methamphetamine?

(TX06)

| | | | | |
|-------------------------------|---------|--|-------------|------------|
| <u>TXYRERNUM</u> ² | Len : 3 | # TIMES EMER RM FOR TRMT OF ILL DRUGS PST 12 MOS | | |
| | | | Freq | Pct |
| | | RANGE = 1 - 6..... | 35 | 0.06 |
| | | 991 = NEVER USED ALCOHOL OR DRUGS | 13970 | 24.07 |
| | | 997 = REFUSED | 66 | 0.11 |
| | | 998 = BLANK (NO ANSWER)..... | 1568 | 2.70 |
| | | 999 = LEGITIMATE SKIP..... | 42395 | 73.05 |

Are you currently receiving treatment or counseling for your [TXFILL1]?

(TX07)

| | | | | |
|-------------------------------|---------|---|-------------|------------|
| <u>TXCURRENT</u> ¹ | Len : 2 | CURRENTLY RECEIVING TRMT/COUNSELING FOR TXFILL1 | | |
| | | | Freq | Pct |
| | | 1 = Yes..... | 455 | 0.78 |
| | | 2 = No..... | 320 | 0.55 |
| | | 3 = Yes LOGICALLY ASSIGNED..... | 1 | 0.00 |
| | | 85 = BAD DATA Logically assigned..... | 6 | 0.01 |
| | | 89 = LEGITIMATE SKIP Logically assigned..... | 5 | 0.01 |
| | | 91 = NEVER USED ALCOHOL OR DRUGS | 13970 | 24.07 |
| | | 94 = DON'T KNOW | 1 | 0.00 |
| | | 97 = REFUSED | 64 | 0.11 |
| | | 98 = BLANK (NO ANSWER) | 1567 | 2.70 |
| | | 99 = LEGITIMATE SKIP..... | 41645 | 71.76 |

During the past 12 months, did you need treatment or counseling for your alcohol or drug use?

(TX08)

| | | | | |
|-------------------------------|---------|--|-------------|------------|
| <u>NDTXYRADG</u> ¹ | Len : 2 | NEED TRMT FOR USE OF ALCOHOL OR DRUG PAST 12 MOS | | |
| | | | Freq | Pct |
| | | 1 = Yes..... | 274 | 0.47 |
| | | 2 = No..... | 41386 | 71.31 |
| | | 11 = Yes (TXYRRECVD=3)..... | 17 | 0.03 |
| | | 12 = No (TXYRRECVD=3) | 61 | 0.11 |
| | | 85 = BAD DATA Logically assigned..... | 22 | 0.04 |
| | | 91 = NEVER USED ALCOHOL OR DRUGS | 13970 | 24.07 |
| | | 94 = DON'T KNOW | 39 | 0.07 |
| | | 97 = REFUSED | 54 | 0.09 |
| | | 98 = BLANK (NO ANSWER) | 1428 | 2.46 |
| | | 99 = LEGITIMATE SKIP..... | 783 | 1.35 |

DRUG TREATMENT

During the past 12 months, did you need additional treatment or counseling for your alcohol or drug use?

(TX09)

| | | | | |
|-------------------------------|---------|---|-------------|------------|
| <u>NDMORTXYR</u> ¹ | Len : 2 | NEED ADDL TRMT FOR USE OF ALCOHOL/DRUG PST 12 MOS | | |
| | | | Freq | Pct |
| | | 1 = Yes..... | 36 | 0.06 |
| | | 2 = No..... | 284 | 0.49 |
| | | 91 = NEVER USED ALCOHOL OR DRUGS | 13970 | 24.07 |
| | | 94 = DON'T KNOW | 1 | 0.00 |
| | | 97 = REFUSED | 1 | 0.00 |
| | | 98 = BLANK (NO ANSWER) | 1637 | 2.82 |
| | | 99 = LEGITIMATE SKIP..... | 42105 | 72.55 |

During the past 12 months, for which of the following drugs did you need additional treatment or counseling?

(TX10)

| | | | | |
|-------------------------------|---------|---|-------------|------------|
| <u>NDMORTALC</u> ¹ | Len : 2 | NEED ADDL TRMT FOR USE OF ALCOHOL PAST 12 MOS | | |
| | | | Freq | Pct |
| | | 1 = Response entered..... | 20 | 0.03 |
| | | 6 = Response not entered..... | 15 | 0.03 |
| | | 91 = NEVER USED ALCOHOL OR DRUGS | 13970 | 24.07 |
| | | 97 = REFUSED | 2 | 0.00 |
| | | 98 = BLANK (NO ANSWER) | 1638 | 2.82 |
| | | 99 = LEGITIMATE SKIP..... | 42389 | 73.04 |

(TX10)

| | | | | |
|-------------------------------|---------|---|-------------|------------|
| <u>NDMORTMRJ</u> ¹ | Len : 2 | NEED ADDL TRMT FOR USE OF MJ/HASH PAST 12 MOS | | |
| | | | Freq | Pct |
| | | 1 = Response entered..... | 8 | 0.01 |
| | | 6 = Response not entered..... | 27 | 0.05 |
| | | 91 = NEVER USED ALCOHOL OR DRUGS | 13970 | 24.07 |
| | | 97 = REFUSED | 2 | 0.00 |
| | | 98 = BLANK (NO ANSWER) | 1638 | 2.82 |
| | | 99 = LEGITIMATE SKIP..... | 42389 | 73.04 |

(TX10)

| | | | | |
|-------------------------------|---------|---|-------------|------------|
| <u>NDMORTCOC</u> ¹ | Len : 2 | NEED ADDL TRMT FOR USE OF COC/CRACK PAST 12 MOS | | |
| | | | Freq | Pct |
| | | 1 = Response entered..... | 8 | 0.01 |
| | | 6 = Response not entered..... | 27 | 0.05 |
| | | 91 = NEVER USED ALCOHOL OR DRUGS | 13970 | 24.07 |
| | | 97 = REFUSED | 2 | 0.00 |
| | | 98 = BLANK (NO ANSWER) | 1638 | 2.82 |
| | | 99 = LEGITIMATE SKIP..... | 42389 | 73.04 |

(TX10)

| | | | | |
|-------------------------------|---------|--|-------------|------------|
| <u>NDMORTHER</u> ¹ | Len : 2 | NEED ADDL TRMT FOR USE OF HEROIN PAST 12 MOS | | |
| | | | Freq | Pct |
| | | 1 = Response entered..... | 6 | 0.01 |
| | | 6 = Response not entered..... | 29 | 0.05 |
| | | 91 = NEVER USED ALCOHOL OR DRUGS | 13970 | 24.07 |
| | | 97 = REFUSED | 2 | 0.00 |
| | | 98 = BLANK (NO ANSWER) | 1638 | 2.82 |
| | | 99 = LEGITIMATE SKIP..... | 42389 | 73.04 |

(TX10)

| | | | | |
|-------------------------------|---------|--|-------------|------------|
| <u>NDMORTHAL</u> ¹ | Len : 2 | NEED ADDL TRMT FOR USE OF HALLUC PAST 12 MOS | | |
| | | | Freq | Pct |
| | | 1 = Response entered..... | 2 | 0.00 |
| | | 6 = Response not entered..... | 33 | 0.06 |
| | | 91 = NEVER USED ALCOHOL OR DRUGS | 13970 | 24.07 |
| | | 97 = REFUSED | 2 | 0.00 |
| | | 98 = BLANK (NO ANSWER) | 1638 | 2.82 |
| | | 99 = LEGITIMATE SKIP..... | 42389 | 73.04 |

DRUG TREATMENT

(TX10)
NDMORTINH¹

Len : 2 NEED ADDL TRMT FOR USE OF INHALANTS PAST 12 MOS

| | Freq | Pct |
|--|-------------|------------|
| 6 = Response not entered | 35 | 0.06 |
| 91 = NEVER USED ALCOHOL OR DRUGS | 13970 | 24.07 |
| 97 = REFUSED | 2 | 0.00 |
| 98 = BLANK (NO ANSWER) | 1638 | 2.82 |
| 99 = LEGITIMATE SKIP | 42389 | 73.04 |

(TX10)
NDMORTMTH¹

Len : 2 NEED ADDL TRMT FOR USE OF METHAMPHETAMINE PAST 12 MOS

| | Freq | Pct |
|--|-------------|------------|
| 1 = Response entered | 6 | 0.01 |
| 6 = Response not entered | 29 | 0.05 |
| 91 = NEVER USED ALCOHOL OR DRUGS | 13970 | 24.07 |
| 97 = REFUSED | 2 | 0.00 |
| 98 = BLANK (NO ANSWER) | 1638 | 2.82 |
| 99 = LEGITIMATE SKIP | 42389 | 73.04 |

(TX10)
NDMORTPNR¹

Len : 2 NEED ADDL TRMT FOR USE OF PAIN REL PST 12 MOS

| | Freq | Pct |
|--|-------------|------------|
| 1 = Response entered | 3 | 0.01 |
| 6 = Response not entered | 32 | 0.06 |
| 91 = NEVER USED ALCOHOL OR DRUGS | 13970 | 24.07 |
| 97 = REFUSED | 2 | 0.00 |
| 98 = BLANK (NO ANSWER) | 1638 | 2.82 |
| 99 = LEGITIMATE SKIP | 42389 | 73.04 |

(TX10)
NDMORTTRQ¹

Len : 2 NEED ADDL TRMT FOR USE OF TRAN PAST 12 MOS

| | Freq | Pct |
|--|-------------|------------|
| 1 = Response entered | 4 | 0.01 |
| 6 = Response not entered | 31 | 0.05 |
| 91 = NEVER USED ALCOHOL OR DRUGS | 13970 | 24.07 |
| 97 = REFUSED | 2 | 0.00 |
| 98 = BLANK (NO ANSWER) | 1638 | 2.82 |
| 99 = LEGITIMATE SKIP | 42389 | 73.04 |

(TX10)
NDMORTSTM¹

Len : 2 NEED ADDL TRMT FOR USE OF STIMULANTS PST 12 MOS

| | Freq | Pct |
|--|-------------|------------|
| 6 = Response not entered | 35 | 0.06 |
| 91 = NEVER USED ALCOHOL OR DRUGS | 13970 | 24.07 |
| 97 = REFUSED | 2 | 0.00 |
| 98 = BLANK (NO ANSWER) | 1638 | 2.82 |
| 99 = LEGITIMATE SKIP | 42389 | 73.04 |

(TX10)
NDMORTSED¹

Len : 2 NEED ADDL TRMT FOR USE OF SEDATIVES PST 12 MOS

| | Freq | Pct |
|--|-------------|------------|
| 6 = Response not entered | 35 | 0.06 |
| 91 = NEVER USED ALCOHOL OR DRUGS | 13970 | 24.07 |
| 97 = REFUSED | 2 | 0.00 |
| 98 = BLANK (NO ANSWER) | 1638 | 2.82 |
| 99 = LEGITIMATE SKIP | 42389 | 73.04 |

(TX10)
NDMORTOTH¹

Len : 2 NEED ADDL TRMT FOR USE OF SOME OTH DRG PST 12 MOS

| | Freq | Pct |
|--|-------------|------------|
| 1 = Response entered | 2 | 0.00 |
| 6 = Response not entered | 33 | 0.06 |
| 91 = NEVER USED ALCOHOL OR DRUGS | 13970 | 24.07 |
| 97 = REFUSED | 2 | 0.00 |
| 98 = BLANK (NO ANSWER) | 1638 | 2.82 |
| 99 = LEGITIMATE SKIP | 42389 | 73.04 |

DRUG TREATMENT

During the past 12 months did you need treatment or counseling for your use of alcohol?

(TX11)

[NDTXYRALC](#)¹

Len : 2 NEED TRMT FOR USE OF ALCOHOL PAST 12 MONTHS

| | Freq | Pct |
|--|-------|-------|
| 1 = Yes..... | 153 | 0.26 |
| 2 = No..... | 116 | 0.20 |
| 11 = Yes (TXYRRECVD=3)..... | 8 | 0.01 |
| 12 = No (TXYRRECVD=3)..... | 8 | 0.01 |
| 91 = NEVER USED ALCOHOL OR DRUGS | 13970 | 24.07 |
| 97 = REFUSED | 51 | 0.09 |
| 98 = BLANK (NO ANSWER) | 889 | 1.53 |
| 99 = LEGITIMATE SKIP..... | 42839 | 73.82 |

During the past 12 months, did you need treatment or counseling for your use of marijuana or hashish?

(TX12)

[NDTXYRMRJ](#)¹

Len : 2 NEED TRMT FOR USE OF MARIJUANA/HASHISH PAST 12 MOS

| | Freq | Pct |
|--|-------|-------|
| 1 = Yes..... | 46 | 0.08 |
| 2 = No..... | 206 | 0.35 |
| 3 = Yes LOGICALLY ASSIGNED..... | 3 | 0.01 |
| 11 = Yes (TXYRRECVD=3)..... | 2 | 0.00 |
| 12 = No (TXYRRECVD=3)..... | 12 | 0.02 |
| 91 = NEVER USED ALCOHOL OR DRUGS | 13970 | 24.07 |
| 97 = REFUSED | 27 | 0.05 |
| 98 = BLANK (NO ANSWER) | 651 | 1.12 |
| 99 = LEGITIMATE SKIP..... | 43117 | 74.30 |

During the past 12 months, did you need treatment or counseling for your use of cocaine or 'crack'?

(TX13)

[NDTXYRCOC](#)¹

Len : 2 NEED TRMT FOR USE OF COCAINE/CRACK PAST 12 MONTHS

| | Freq | Pct |
|--|-------|-------|
| 1 = Yes..... | 24 | 0.04 |
| 2 = No..... | 129 | 0.22 |
| 11 = Yes (TXYRRECVD=3)..... | 2 | 0.00 |
| 12 = No (TXYRRECVD=3)..... | 9 | 0.02 |
| 91 = NEVER USED ALCOHOL OR DRUGS | 13970 | 24.07 |
| 97 = REFUSED | 8 | 0.01 |
| 98 = BLANK (NO ANSWER) | 192 | 0.33 |
| 99 = LEGITIMATE SKIP..... | 43700 | 75.30 |

During the past 12 months, did you need treatment or counseling for your use of heroin?

(TX14)

[NDTXYRHER](#)¹

Len : 2 NEED TRMT FOR USE OF HEROIN PAST 12 MONTHS

| | Freq | Pct |
|--|-------|-------|
| 1 = Yes..... | 20 | 0.03 |
| 2 = No..... | 29 | 0.05 |
| 11 = Yes (TXYRRECVD=3)..... | 4 | 0.01 |
| 12 = No (TXYRRECVD=3)..... | 2 | 0.00 |
| 91 = NEVER USED ALCOHOL OR DRUGS | 13970 | 24.07 |
| 97 = REFUSED | 3 | 0.01 |
| 98 = BLANK (NO ANSWER) | 57 | 0.10 |
| 99 = LEGITIMATE SKIP..... | 43949 | 75.73 |

DRUG TREATMENT

During the past 12 months, did you need treatment or counseling for your use of hallucinogens?

(TX15)

NDTXYRHAL¹

Len : 2 NEED TRMT FOR USE OF HALLUCINOGENS PAST 12 MONTHS

| | Freq | Pct |
|--|-------|-------|
| 1 = Yes..... | 6 | 0.01 |
| 2 = No..... | 160 | 0.28 |
| 12 = No (TXYRRECVD=3)..... | 9 | 0.02 |
| 13 = Yes LOGICALLY ASSIGNED (TXYRRECVD=3)..... | 1 | 0.00 |
| 91 = NEVER USED ALCOHOL OR DRUGS..... | 13970 | 24.07 |
| 97 = REFUSED..... | 9 | 0.02 |
| 98 = BLANK (NO ANSWER)..... | 312 | 0.54 |
| 99 = LEGITIMATE SKIP..... | 43567 | 75.07 |

During the past 12 months, did you need treatment or counseling for your use of inhalants?

(TX16)

NDTXYRINH¹

Len : 2 NEED TRMT FOR USE OF INHALANTS PAST 12 MONTHS

| | Freq | Pct |
|---------------------------------------|-------|-------|
| 1 = Yes..... | 2 | 0.00 |
| 2 = No..... | 98 | 0.17 |
| 11 = Yes (TXYRRECVD=3)..... | 1 | 0.00 |
| 12 = No (TXYRRECVD=3)..... | 4 | 0.01 |
| 91 = NEVER USED ALCOHOL OR DRUGS..... | 13970 | 24.07 |
| 94 = DON'T KNOW..... | 1 | 0.00 |
| 97 = REFUSED..... | 10 | 0.02 |
| 98 = BLANK (NO ANSWER)..... | 223 | 0.38 |
| 99 = LEGITIMATE SKIP..... | 43725 | 75.34 |

During the past 12 months, did you need treatment or counseling for your use of methamphetamine?

(TX16A)

NDTXYRMTH¹

Len : 2 NEED TRMT FOR USE OF METHAMPHETAMINE PAST 12 MONTHS

| | Freq | Pct |
|---------------------------------------|-------|-------|
| 1 = Yes..... | 38 | 0.07 |
| 2 = No..... | 52 | 0.09 |
| 11 = Yes (TXYRRECVD=3)..... | 3 | 0.01 |
| 12 = No (TXYRRECVD=3)..... | 4 | 0.01 |
| 91 = NEVER USED ALCOHOL OR DRUGS..... | 13970 | 24.07 |
| 97 = REFUSED..... | 4 | 0.01 |
| 98 = BLANK (NO ANSWER)..... | 119 | 0.21 |
| 99 = LEGITIMATE SKIP..... | 43844 | 75.55 |

During the past 12 months, did you need treatment or counseling for your use of prescription pain relievers?

(TX17)

NDTXYRPNR¹

Len : 2 NEED TRMT FOR USE OF RX PAIN RELIEVERS PST 12 MOS

| | Freq | Pct |
|---------------------------------------|-------|-------|
| 1 = Yes..... | 22 | 0.04 |
| 2 = No..... | 87 | 0.15 |
| 3 = Yes LOGICALLY ASSIGNED..... | 1 | 0.00 |
| 11 = Yes (TXYRRECVD=3)..... | 2 | 0.00 |
| 12 = No (TXYRRECVD=3)..... | 4 | 0.01 |
| 85 = BAD DATA Logically assigned..... | 1 | 0.00 |
| 91 = NEVER USED ALCOHOL OR DRUGS..... | 13970 | 24.07 |
| 97 = REFUSED..... | 10 | 0.02 |
| 98 = BLANK (NO ANSWER)..... | 534 | 0.92 |
| 99 = LEGITIMATE SKIP..... | 43403 | 74.79 |

DRUG TREATMENT

During the past 12 months, did you need treatment or counseling for your use of prescription tranquilizers?

(TX18)

NDTXRTRQ¹

Len : 2 NEED TRMT FOR USE OF RX TRANQUILIZERS PST 12 MOS

| | Freq | Pct |
|---------------------------------------|-------|-------|
| 1 = Yes..... | 10 | 0.02 |
| 2 = No..... | 65 | 0.11 |
| 3 = Yes LOGICALLY ASSIGNED..... | 2 | 0.00 |
| 12 = No (TXRRECVD=3)..... | 2 | 0.00 |
| 85 = BAD DATA Logically assigned..... | 1 | 0.00 |
| 91 = NEVER USED ALCOHOL OR DRUGS..... | 13970 | 24.07 |
| 97 = REFUSED..... | 6 | 0.01 |
| 98 = BLANK (NO ANSWER)..... | 387 | 0.67 |
| 99 = LEGITIMATE SKIP..... | 43591 | 75.11 |

During the past 12 months, did you need treatment or counseling for your use of prescription stimulants?

(TX19)

NDTXRSTM¹

Len : 2 NEED TRMT FOR USE OF RX STIMULANTS PST 12 MOS

| | Freq | Pct |
|---------------------------------------|-------|-------|
| 1 = Yes..... | 6 | 0.01 |
| 2 = No..... | 63 | 0.11 |
| 11 = Yes (TXRRECVD=3)..... | 2 | 0.00 |
| 12 = No (TXRRECVD=3)..... | 3 | 0.01 |
| 85 = BAD DATA Logically assigned..... | 1 | 0.00 |
| 91 = NEVER USED ALCOHOL OR DRUGS..... | 13970 | 24.07 |
| 97 = REFUSED..... | 7 | 0.01 |
| 98 = BLANK (NO ANSWER)..... | 390 | 0.67 |
| 99 = LEGITIMATE SKIP..... | 43592 | 75.11 |

During the past 12 months, did you need treatment or counseling for your use of prescription sedatives?

(TX20)

NDTXRSED¹

Len : 2 NEED TRMT FOR USE OF RX SEDATIVES PST 12 MOS

| | Freq | Pct |
|---------------------------------------|-------|-------|
| 1 = Yes..... | 3 | 0.01 |
| 2 = No..... | 35 | 0.06 |
| 11 = Yes (TXRRECVD=3)..... | 2 | 0.00 |
| 12 = No (TXRRECVD=3)..... | 1 | 0.00 |
| 85 = BAD DATA Logically assigned..... | 1 | 0.00 |
| 91 = NEVER USED ALCOHOL OR DRUGS..... | 13970 | 24.07 |
| 97 = REFUSED..... | 8 | 0.01 |
| 98 = BLANK (NO ANSWER)..... | 452 | 0.78 |
| 99 = LEGITIMATE SKIP..... | 43562 | 75.06 |

During the past 12 months, did you need treatment or counseling for your use of some other drug besides the ones just listed?

(TX21)

NDTXYROTH¹

Len : 2 NEED TRMT FOR USE OF SOME OTHER DRUG PAST 12 MOS

| | Freq | Pct |
|--|-------|-------|
| 1 = Yes..... | 15 | 0.03 |
| 2 = No..... | 229 | 0.39 |
| 5 = Drug Unknown LOGICALLY ASSIGNED..... | 29 | 0.05 |
| 11 = Yes (TXRRECVD=3)..... | 2 | 0.00 |
| 12 = No (TXRRECVD=3)..... | 15 | 0.03 |
| 91 = NEVER USED ALCOHOL OR DRUGS..... | 13970 | 24.07 |
| 94 = DON'T KNOW..... | 1 | 0.00 |
| 97 = REFUSED..... | 54 | 0.09 |
| 98 = BLANK (NO ANSWER)..... | 1489 | 2.57 |
| 99 = LEGITIMATE SKIP..... | 42230 | 72.77 |

DRUG TREATMENT

(TX2ISC1)
NDTXYOTH1¹

Len : 4 OTHER DRUG NEEDED TRMT FOR PST 12 MOS - SPECIFY 1

| | Freq | Pct |
|--|-------|-------|
| 209 = Xanax..... | 2 | 0.00 |
| 425 = Advil <OTC>..... | 1 | 0.00 |
| 465 = Fentanyl..... | 1 | 0.00 |
| 605 = PCP ("angel dust," phencyclidine)..... | 1 | 0.00 |
| 616 = DET, Dimethyltryptamine, DMT..... | 1 | 0.00 |
| 801 = OTHER Drugs, NOT OTHERWISE SPECIFIED..... | 1 | 0.00 |
| 803 = Marijuana, MarrJane, Mary Jane, MJ, pot, weed..... | 3 | 0.01 |
| 883 = Dextromethorphan hydrobromide <OTC>..... | 1 | 0.00 |
| 8373 = Electronic cigarette..... | 1 | 0.00 |
| 8381 = Vapor/vape juice; route of use unspecified..... | 1 | 0.00 |
| 9985 = BAD DATA Logically assigned..... | 2 | 0.00 |
| 9991 = NEVER USED ALCOHOL OR DRUGS..... | 13970 | 24.07 |
| 9994 = DON'T KNOW..... | 2 | 0.00 |
| 9997 = REFUSED..... | 54 | 0.09 |
| 9998 = BLANK (NO ANSWER)..... | 1519 | 2.62 |
| 9999 = LEGITIMATE SKIP..... | 42474 | 73.19 |

(TX2ISC2)
NDTXYOTH2¹

Len : 4 OTHER DRUG NEEDED TRMT FOR PST 12 MOS - SPECIFY 2

| | Freq | Pct |
|--|-------|-------|
| 465 = Fentanyl..... | 1 | 0.00 |
| 803 = Marijuana, MarrJane, Mary Jane, MJ, pot, weed..... | 1 | 0.00 |
| 8381 = Vapor/vape juice; route of use unspecified..... | 2 | 0.00 |
| 9985 = BAD DATA Logically assigned..... | 2 | 0.00 |
| 9991 = NEVER USED ALCOHOL OR DRUGS..... | 13970 | 24.07 |
| 9997 = REFUSED..... | 54 | 0.09 |
| 9998 = BLANK (NO ANSWER)..... | 1530 | 2.64 |
| 9999 = LEGITIMATE SKIP..... | 42474 | 73.19 |

(TX2ISC3)
NDTXYOTH3¹

Len : 4 OTHER DRUG NEEDED TRMT FOR PST 12 MOS - SPECIFY 3

| | Freq | Pct |
|---|-------|-------|
| 465 = Fentanyl..... | 1 | 0.00 |
| 9985 = BAD DATA Logically assigned..... | 1 | 0.00 |
| 9991 = NEVER USED ALCOHOL OR DRUGS..... | 13970 | 24.07 |
| 9997 = REFUSED..... | 54 | 0.09 |
| 9998 = BLANK (NO ANSWER)..... | 1534 | 2.64 |
| 9999 = LEGITIMATE SKIP..... | 42474 | 73.19 |

(TX2ISC4)
NDTXYOTH4¹

Len : 4 OTHER DRUG NEEDED TRMT FOR PST 12 MOS - SPECIFY 4

| | Freq | Pct |
|---|-------|-------|
| 465 = Fentanyl..... | 1 | 0.00 |
| 9985 = BAD DATA Logically assigned..... | 1 | 0.00 |
| 9991 = NEVER USED ALCOHOL OR DRUGS..... | 13970 | 24.07 |
| 9997 = REFUSED..... | 54 | 0.09 |
| 9998 = BLANK (NO ANSWER)..... | 1534 | 2.64 |
| 9999 = LEGITIMATE SKIP..... | 42474 | 73.19 |

(TX2ISC5)
NDTXYOTH5¹

Len : 4 OTHER DRUG NEEDED TRMT FOR PST 12 MOS - SPECIFY 5

| | Freq | Pct |
|---|-------|-------|
| 9985 = BAD DATA Logically assigned..... | 1 | 0.00 |
| 9991 = NEVER USED ALCOHOL OR DRUGS..... | 13970 | 24.07 |
| 9997 = REFUSED..... | 54 | 0.09 |
| 9998 = BLANK (NO ANSWER)..... | 1535 | 2.65 |
| 9999 = LEGITIMATE SKIP..... | 42474 | 73.19 |

DRUG TREATMENT

NOTE: NDTXEFFRT was assigned a code of 11 if the respondent originally reported making an effort to obtain treatment but at least one of the following occurred:

- (a) the respondent was logically inferred to have gotten treatment in the past 12 months (TXYRRECVD=3); or
- (b) the respondent did not perceive a need for treatment for use of any of the specific drugs that he/she was asked about (i.e., all questions about the perceived need for treatment for specific drugs were answered as "no").

During the past 12 months, did you make an effort to get treatment or counseling for your use of [TXFILL2]?

(TX22)

| | | | |
|-------------------------------|--|-------------|------------|
| <u>NDTXEFFRT</u> ¹ | Len : 2 MAKE EFFORT FOR TRMT OF TXFILL2 PAST 12 MONTHS | | |
| | | Freq | Pct |
| | 1 = Yes..... | 82 | 0.14 |
| | 2 = No..... | 186 | 0.32 |
| | 11 = Yes (see note)..... | 19 | 0.03 |
| | 12 = No (TXYRRECVD=3)..... | 4 | 0.01 |
| | 91 = NEVER USED ALCOHOL OR DRUGS..... | 13970 | 24.07 |
| | 97 = REFUSED..... | 54 | 0.09 |
| | 98 = BLANK (NO ANSWER)..... | 1489 | 2.57 |
| | 99 = LEGITIMATE SKIP..... | 42230 | 72.77 |

Which of these statements explain why you did not get the treatment or counseling you needed for your use of [TXFILL2]?

(TX22A)

| | | | |
|-------------------------------|---|-------------|------------|
| <u>NDTXNOCOV</u> ¹ | Len : 2 NOT GET TRMT COULDN'T AFFORD - NO HLTH CARE COVER | | |
| | | Freq | Pct |
| | 1 = Response entered..... | 64 | 0.11 |
| | 3 = Response entered LOGICALLY ASSIGNED..... | 1 | 0.00 |
| | 6 = Response not entered..... | 218 | 0.38 |
| | 11 = Response entered (TXYRRECVD=3 or NDTXEFFRT=11)..... | 3 | 0.01 |
| | 91 = NEVER USED ALCOHOL OR DRUGS..... | 13970 | 24.07 |
| | 94 = DON'T KNOW..... | 4 | 0.01 |
| | 97 = REFUSED..... | 55 | 0.09 |
| | 98 = BLANK (NO ANSWER)..... | 1489 | 2.57 |
| | 99 = LEGITIMATE SKIP..... | 42230 | 72.77 |

(TX22A)

| | | | |
|-------------------------------|--|-------------|------------|
| <u>NDTXNOTPY</u> ¹ | Len : 2 TREATMENT NOT COVERED ON HLTH CARE | | |
| | | Freq | Pct |
| | 1 = Response entered..... | 28 | 0.05 |
| | 3 = Response entered LOGICALLY ASSIGNED..... | 1 | 0.00 |
| | 6 = Response not entered..... | 255 | 0.44 |
| | 11 = Response entered (TXYRRECVD=3 or NDTXEFFRT=11)..... | 2 | 0.00 |
| | 91 = NEVER USED ALCOHOL OR DRUGS..... | 13970 | 24.07 |
| | 94 = DON'T KNOW..... | 4 | 0.01 |
| | 97 = REFUSED..... | 55 | 0.09 |
| | 98 = BLANK (NO ANSWER)..... | 1489 | 2.57 |
| | 99 = LEGITIMATE SKIP..... | 42230 | 72.77 |

(TX22A)

| | | | |
|-------------------------------|--|-------------|------------|
| <u>NDTXTSPHR</u> ¹ | Len : 2 NO TRANSPORTATION, TOO FAR AWAY, NOT CONVENIENT | | |
| | | Freq | Pct |
| | 1 = Response entered..... | 24 | 0.04 |
| | 6 = Response not entered..... | 261 | 0.45 |
| | 11 = Response entered (TXYRRECVD=3 or NDTXEFFRT=11)..... | 1 | 0.00 |
| | 91 = NEVER USED ALCOHOL OR DRUGS..... | 13970 | 24.07 |
| | 94 = DON'T KNOW..... | 4 | 0.01 |
| | 97 = REFUSED..... | 55 | 0.09 |
| | 98 = BLANK (NO ANSWER)..... | 1489 | 2.57 |
| | 99 = LEGITIMATE SKIP..... | 42230 | 72.77 |

DRUG TREATMENT

(TX22A)
NDTXWANTD¹

Len : 2 TREATMENT NOT FOUND FOR TYPE WANTED

| | Freq | Pct |
|--|-------|-------|
| 1 = Response entered | 40 | 0.07 |
| 6 = Response not entered | 245 | 0.42 |
| 11 = Response entered (TXRRECVD=3 or NDTXEFFRT=11) | 1 | 0.00 |
| 91 = NEVER USED ALCOHOL OR DRUGS | 13970 | 24.07 |
| 94 = DON'T KNOW | 4 | 0.01 |
| 97 = REFUSED | 55 | 0.09 |
| 98 = BLANK (NO ANSWER) | 1489 | 2.57 |
| 99 = LEGITIMATE SKIP | 42230 | 72.77 |

(TX22A)
NDTXNSTOP¹

Len : 2 NOT READY TO STOP USING [TXFILL2]

| | Freq | Pct |
|--|-------|-------|
| 1 = Response entered | 120 | 0.21 |
| 3 = Response entered LOGICALLY ASSIGNED | 1 | 0.00 |
| 6 = Response not entered | 159 | 0.27 |
| 11 = Response entered (TXRRECVD=3 or NDTXEFFRT=11) | 6 | 0.01 |
| 91 = NEVER USED ALCOHOL OR DRUGS | 13970 | 24.07 |
| 94 = DON'T KNOW | 4 | 0.01 |
| 97 = REFUSED | 55 | 0.09 |
| 98 = BLANK (NO ANSWER) | 1489 | 2.57 |
| 99 = LEGITIMATE SKIP | 42230 | 72.77 |

(TX22A)
NDTXPFULL¹

Len : 2 NO OPENINGS IN THE PROGRAMS

| | Freq | Pct |
|--|-------|-------|
| 1 = Response entered | 16 | 0.03 |
| 6 = Response not entered | 268 | 0.46 |
| 11 = Response entered (TXRRECVD=3 or NDTXEFFRT=11) | 2 | 0.00 |
| 91 = NEVER USED ALCOHOL OR DRUGS | 13970 | 24.07 |
| 94 = DON'T KNOW | 4 | 0.01 |
| 97 = REFUSED | 55 | 0.09 |
| 98 = BLANK (NO ANSWER) | 1489 | 2.57 |
| 99 = LEGITIMATE SKIP | 42230 | 72.77 |

(TX22A)
NDTXDKWHR¹

Len : 2 DIDN'T KNOW WHERE TO GET TREATMENT

| | Freq | Pct |
|--|-------|-------|
| 1 = Response entered | 66 | 0.11 |
| 6 = Response not entered | 219 | 0.38 |
| 11 = Response entered (TXRRECVD=3 or NDTXEFFRT=11) | 1 | 0.00 |
| 91 = NEVER USED ALCOHOL OR DRUGS | 13970 | 24.07 |
| 94 = DON'T KNOW | 4 | 0.01 |
| 97 = REFUSED | 55 | 0.09 |
| 98 = BLANK (NO ANSWER) | 1489 | 2.57 |
| 99 = LEGITIMATE SKIP | 42230 | 72.77 |

(TX22A)
NDTXNBRNG¹

Len : 2 TREATMENT MIGHT CAUSE NEIGHBRS TO HAVE NEG OPIN

| | Freq | Pct |
|--|-------|-------|
| 1 = Response entered | 45 | 0.08 |
| 6 = Response not entered | 238 | 0.41 |
| 11 = Response entered (TXRRECVD=3 or NDTXEFFRT=11) | 3 | 0.01 |
| 91 = NEVER USED ALCOHOL OR DRUGS | 13970 | 24.07 |
| 94 = DON'T KNOW | 4 | 0.01 |
| 97 = REFUSED | 55 | 0.09 |
| 98 = BLANK (NO ANSWER) | 1489 | 2.57 |
| 99 = LEGITIMATE SKIP | 42230 | 72.77 |

DRUG TREATMENT

(TX22A)
NDTXJOBNG¹

| | | | |
|---------|--|-------------|------------|
| Len : 2 | TREATMENT MIGHT HAVE NEG. EFFECT ON JOB | | |
| | | Freq | Pct |
| | 1 = Response entered | 53 | 0.09 |
| | 3 = Response entered LOGICALLY ASSIGNED | 1 | 0.00 |
| | 6 = Response not entered | 229 | 0.39 |
| | 11 = Response entered (TXRRECVD=3 or NDTXEFFRT=11) | 3 | 0.01 |
| | 91 = NEVER USED ALCOHOL OR DRUGS | 13970 | 24.07 |
| | 94 = DON'T KNOW | 4 | 0.01 |
| | 97 = REFUSED | 55 | 0.09 |
| | 98 = BLANK (NO ANSWER) | 1489 | 2.57 |
| | 99 = LEGITIMATE SKIP | 42230 | 72.77 |

Which of these statements explain why you did not get the treatment or counseling you needed for your use of [TXFILL2]?

(TX22B)
NDTXNONED¹

| | | | |
|---------|--|-------------|------------|
| Len : 2 | YOU DIDN'T THINK YOU NEEDED TREATMENT AT THE TIME | | |
| | | Freq | Pct |
| | 1 = Response entered | 18 | 0.03 |
| | 3 = Response entered LOGICALLY ASSIGNED | 2 | 0.00 |
| | 6 = Response not entered | 262 | 0.45 |
| | 11 = Response entered (TXRRECVD=3 or NDTXEFFRT=11) | 2 | 0.00 |
| | 91 = NEVER USED ALCOHOL OR DRUGS | 13970 | 24.07 |
| | 94 = DON'T KNOW | 4 | 0.01 |
| | 97 = REFUSED | 57 | 0.10 |
| | 98 = BLANK (NO ANSWER) | 1489 | 2.57 |
| | 99 = LEGITIMATE SKIP | 42230 | 72.77 |

(TX22B)
NDTXHANDL¹

| | | | |
|---------|--|-------------|------------|
| Len : 2 | YOU THOUGHT YOU COULD HANDLE THE PROB W/O TREATMT | | |
| | | Freq | Pct |
| | 1 = Response entered | 39 | 0.07 |
| | 3 = Response entered LOGICALLY ASSIGNED | 1 | 0.00 |
| | 6 = Response not entered | 239 | 0.41 |
| | 11 = Response entered (TXRRECVD=3 or NDTXEFFRT=11) | 5 | 0.01 |
| | 91 = NEVER USED ALCOHOL OR DRUGS | 13970 | 24.07 |
| | 94 = DON'T KNOW | 4 | 0.01 |
| | 97 = REFUSED | 57 | 0.10 |
| | 98 = BLANK (NO ANSWER) | 1489 | 2.57 |
| | 99 = LEGITIMATE SKIP | 42230 | 72.77 |

(TX22B)
NDTXNOHLP¹

| | | | |
|---------|---|-------------|------------|
| Len : 2 | YOU DIDN'T THINK TREATMENT WOULD HELP | | |
| | | Freq | Pct |
| | 1 = Response entered | 14 | 0.02 |
| | 3 = Response entered LOGICALLY ASSIGNED | 1 | 0.00 |
| | 6 = Response not entered | 268 | 0.46 |
| | 13 = Response entered LOG ASSN (see level 11) | 1 | 0.00 |
| | 91 = NEVER USED ALCOHOL OR DRUGS | 13970 | 24.07 |
| | 94 = DON'T KNOW | 4 | 0.01 |
| | 97 = REFUSED | 57 | 0.10 |
| | 98 = BLANK (NO ANSWER) | 1489 | 2.57 |
| | 99 = LEGITIMATE SKIP | 42230 | 72.77 |

(TX22B)
NDTXNTIME¹

| | | | |
|---------|---|-------------|------------|
| Len : 2 | YOU DIDN'T HAVE TIME (JOB, CHILDCARE, OR OTH COM) | | |
| | | Freq | Pct |
| | 1 = Response entered | 29 | 0.05 |
| | 3 = Response entered LOGICALLY ASSIGNED | 3 | 0.01 |
| | 6 = Response not entered | 252 | 0.43 |
| | 91 = NEVER USED ALCOHOL OR DRUGS | 13970 | 24.07 |
| | 94 = DON'T KNOW | 4 | 0.01 |
| | 97 = REFUSED | 57 | 0.10 |
| | 98 = BLANK (NO ANSWER) | 1489 | 2.57 |
| | 99 = LEGITIMATE SKIP | 42230 | 72.77 |

DRUG TREATMENT

(TX22B)
NDTXFNDOU¹

Len : 2 DIDN'T WANT OTHERS TO FIND OUT YOU NEEDED TRMT

| | Freq | Pct |
|---|-------|-------|
| 1 = Response entered | 25 | 0.04 |
| 3 = Response entered LOGICALLY ASSIGNED | 1 | 0.00 |
| 6 = Response not entered | 256 | 0.44 |
| 11 = Response entered (TXYRRECVD=3 or NDTXEFFRT=11) | 2 | 0.00 |
| 91 = NEVER USED ALCOHOL OR DRUGS | 13970 | 24.07 |
| 94 = DON'T KNOW | 4 | 0.01 |
| 97 = REFUSED | 57 | 0.10 |
| 98 = BLANK (NO ANSWER) | 1489 | 2.57 |
| 99 = LEGITIMATE SKIP | 42230 | 72.77 |

(TX22A, TX22B)
NDTXOTRSN¹

Len : 2 SOME OTHER REASON OR REASONS

| | Freq | Pct |
|---|-------|-------|
| 1 = Response entered | 49 | 0.08 |
| 6 = Response not entered | 232 | 0.40 |
| 11 = Response entered (TXYRRECVD=3 or NDTXEFFRT=11) | 5 | 0.01 |
| 91 = NEVER USED ALCOHOL OR DRUGS | 13970 | 24.07 |
| 94 = DON'T KNOW | 4 | 0.01 |
| 97 = REFUSED | 55 | 0.09 |
| 98 = BLANK (NO ANSWER) | 1489 | 2.57 |
| 99 = LEGITIMATE SKIP | 42230 | 72.77 |

(TX22SC1)
NDTXMIMPT¹

Len : 2 MOST IMPORTANT OTHER REASON DIDNT GET TRTMT

| | Freq | Pct |
|--|-------|-------|
| 1 = No health care coverage and couldn't afford cost..... | 2 | 0.00 |
| 2 = Health care coverage didn't cover trmt/full cost..... | 1 | 0.00 |
| 5 = You were not ready to stop using..... | 4 | 0.01 |
| 7 = You did not know where to go to get treatment | 2 | 0.00 |
| 9 = Concerned might have negative effect on your job | 1 | 0.00 |
| 10 = You didn't think you needed treatment at the time | 3 | 0.01 |
| 11 = You thought you could handle the problem w/o trmt..... | 2 | 0.00 |
| 12 = You didn't think treatment would help..... | 3 | 0.01 |
| 13 = Didn't have time (b/c of job, childcare, other)..... | 4 | 0.01 |
| 14 = Didn't want others to find out you needed trmt | 4 | 0.01 |
| 20 = Didn't want treatment; lacked motivation | 2 | 0.00 |
| 21 = Stopped using, treatment not indicated | 1 | 0.00 |
| 23 = Other problems to deal w/ (emotional, family, etc)..... | 3 | 0.01 |
| 24 = No one cared..... | 1 | 0.00 |
| 28 = Didn't like how treated/don't trust Drs/hospitals..... | 1 | 0.00 |
| 29 = Services desired unavailable/currently ineligible | 1 | 0.00 |
| 30 = Attempted to get trmt, encountered delays/refused | 3 | 0.01 |
| 40 = COVID-19; otherwise unspecified..... | 1 | 0.00 |
| 70 = You did get/seek treatment (incl self-help groups)..... | 7 | 0.01 |
| 85 = BAD DATA Logically assigned | 2 | 0.00 |
| 91 = NEVER USED ALCOHOL OR DRUGS | 13970 | 24.07 |
| 94 = DON'T KNOW | 1 | 0.00 |
| 97 = REFUSED | 58 | 0.10 |
| 98 = BLANK (NO ANSWER) | 1495 | 2.58 |
| 99 = LEGITIMATE SKIP | 42462 | 73.17 |

During the past 12 months, did you make an effort to get additional treatment or counseling for your use of alcohol or any other drug?

(TX23)
NDMREFFRT¹

Len : 2 MAKE EFFORT FOR ADDL TRMT FOR ALC/DRG PST 12 MOS

| | Freq | Pct |
|--|-------|-------|
| 1 = Yes..... | 22 | 0.04 |
| 2 = No | 13 | 0.02 |
| 91 = NEVER USED ALCOHOL OR DRUGS | 13970 | 24.07 |
| 97 = REFUSED | 2 | 0.00 |
| 98 = BLANK (NO ANSWER) | 1638 | 2.82 |
| 99 = LEGITIMATE SKIP | 42389 | 73.04 |

DRUG TREATMENT

Which of these statements explain why you did not get the additional treatment or counseling you needed for your use of alcohol or drugs?

(TX23A)

NDMRNOCOV¹

Len : 2 NOT GET ADDITIONAL TRMT COULDN'T AFFORD - NO HLTH CARE COVER

| | Freq | Pct |
|--|-------|-------|
| 1 = Response entered | 7 | 0.01 |
| 6 = Response not entered | 26 | 0.04 |
| 91 = NEVER USED ALCOHOL OR DRUGS | 13970 | 24.07 |
| 94 = DON'T KNOW | 1 | 0.00 |
| 97 = REFUSED | 3 | 0.01 |
| 98 = BLANK (NO ANSWER) | 1638 | 2.82 |
| 99 = LEGITIMATE SKIP | 42389 | 73.04 |

(TX23A)

NDMRNOTPY¹

Len : 2 ADDITIONAL TREATMENT NOT COVERED ON HLTH CARE

| | Freq | Pct |
|--|-------|-------|
| 1 = Response entered | 4 | 0.01 |
| 6 = Response not entered | 29 | 0.05 |
| 91 = NEVER USED ALCOHOL OR DRUGS | 13970 | 24.07 |
| 94 = DON'T KNOW | 1 | 0.00 |
| 97 = REFUSED | 3 | 0.01 |
| 98 = BLANK (NO ANSWER) | 1638 | 2.82 |
| 99 = LEGITIMATE SKIP | 42389 | 73.04 |

(TX23A)

NDMRTSPHR¹

Len : 2 NO TRANSPORTATION, TOO FAR AWAY, NOT CONVENIENT FOR ADD TRMT

| | Freq | Pct |
|--|-------|-------|
| 1 = Response entered | 5 | 0.01 |
| 6 = Response not entered | 28 | 0.05 |
| 91 = NEVER USED ALCOHOL OR DRUGS | 13970 | 24.07 |
| 94 = DON'T KNOW | 1 | 0.00 |
| 97 = REFUSED | 3 | 0.01 |
| 98 = BLANK (NO ANSWER) | 1638 | 2.82 |
| 99 = LEGITIMATE SKIP | 42389 | 73.04 |

(TX23A)

NDMRWANTD¹

Len : 2 ADDITIONAL TREATMENT NOT FOUND FOR TYPE WANTED

| | Freq | Pct |
|--|-------|-------|
| 1 = Response entered | 6 | 0.01 |
| 6 = Response not entered | 27 | 0.05 |
| 91 = NEVER USED ALCOHOL OR DRUGS | 13970 | 24.07 |
| 94 = DON'T KNOW | 1 | 0.00 |
| 97 = REFUSED | 3 | 0.01 |
| 98 = BLANK (NO ANSWER) | 1638 | 2.82 |
| 99 = LEGITIMATE SKIP | 42389 | 73.04 |

(TX23A)

NDMRNSTOP¹

Len : 2 NOT READY TO STOP USING ALCOHOL OR DRUGS

| | Freq | Pct |
|--|-------|-------|
| 1 = Response entered | 8 | 0.01 |
| 6 = Response not entered | 25 | 0.04 |
| 91 = NEVER USED ALCOHOL OR DRUGS | 13970 | 24.07 |
| 94 = DON'T KNOW | 1 | 0.00 |
| 97 = REFUSED | 3 | 0.01 |
| 98 = BLANK (NO ANSWER) | 1638 | 2.82 |
| 99 = LEGITIMATE SKIP | 42389 | 73.04 |

(TX23A)

NDMRPFULL¹

Len : 2 NO OPENINGS IN THE PROGRAMS FOR ADDITIONAL TREATMENT

| | Freq | Pct |
|--|-------|-------|
| 1 = Response entered | 3 | 0.01 |
| 6 = Response not entered | 30 | 0.05 |
| 91 = NEVER USED ALCOHOL OR DRUGS | 13970 | 24.07 |
| 94 = DON'T KNOW | 1 | 0.00 |
| 97 = REFUSED | 3 | 0.01 |
| 98 = BLANK (NO ANSWER) | 1638 | 2.82 |
| 99 = LEGITIMATE SKIP | 42389 | 73.04 |

DRUG TREATMENT

(TX23A)
NDMRDKWHR¹

Len : 2 DIDN'T KNOW WHERE TO GET ADDITIONAL TREATMENT

| | Freq | Pct |
|--|-------|-------|
| 1 = Response entered | 2 | 0.00 |
| 6 = Response not entered | 31 | 0.05 |
| 91 = NEVER USED ALCOHOL OR DRUGS | 13970 | 24.07 |
| 94 = DON'T KNOW | 1 | 0.00 |
| 97 = REFUSED | 3 | 0.01 |
| 98 = BLANK (NO ANSWER) | 1638 | 2.82 |
| 99 = LEGITIMATE SKIP | 42389 | 73.04 |

(TX23A)
NDMRNBRNG¹

Len : 2 TREATMENT MIGHT CAUSE NEIGHBRS TO HAVE NEG. OPIN

| | Freq | Pct |
|--|-------|-------|
| 6 = Response not entered | 33 | 0.06 |
| 91 = NEVER USED ALCOHOL OR DRUGS | 13970 | 24.07 |
| 94 = DON'T KNOW | 1 | 0.00 |
| 97 = REFUSED | 3 | 0.01 |
| 98 = BLANK (NO ANSWER) | 1638 | 2.82 |
| 99 = LEGITIMATE SKIP | 42389 | 73.04 |

(TX23A)
NDMRJOBNG¹

Len : 2 ADDITIONAL TREATMENT MIGHT HAVE NEG. EFFECT ON JOB

| | Freq | Pct |
|--|-------|-------|
| 1 = Response entered | 3 | 0.01 |
| 6 = Response not entered | 30 | 0.05 |
| 91 = NEVER USED ALCOHOL OR DRUGS | 13970 | 24.07 |
| 94 = DON'T KNOW | 1 | 0.00 |
| 97 = REFUSED | 3 | 0.01 |
| 98 = BLANK (NO ANSWER) | 1638 | 2.82 |
| 99 = LEGITIMATE SKIP | 42389 | 73.04 |

Which of these statements explain why you did not get the additional treatment or counseling you needed for your use of alcohol or drugs?

(TX23B)
NDMRNONED¹

Len : 2 YOU DIDN'T THINK YOU NEEDED ADDITIONAL TREATMENT AT THE TIME

| | Freq | Pct |
|--|-------|-------|
| 1 = Response entered | 6 | 0.01 |
| 6 = Response not entered | 27 | 0.05 |
| 91 = NEVER USED ALCOHOL OR DRUGS | 13970 | 24.07 |
| 94 = DON'T KNOW | 1 | 0.00 |
| 97 = REFUSED | 3 | 0.01 |
| 98 = BLANK (NO ANSWER) | 1638 | 2.82 |
| 99 = LEGITIMATE SKIP | 42389 | 73.04 |

(TX23B)
NDMRHANDL¹

Len : 2 YOU THOUGHT YOU COULD HANDLE THE PROB W/O ADDITIONAL TREATMT

| | Freq | Pct |
|---|-------|-------|
| 1 = Response entered | 5 | 0.01 |
| 3 = Response entered LOGICALLY ASSIGNED | 1 | 0.00 |
| 6 = Response not entered | 27 | 0.05 |
| 91 = NEVER USED ALCOHOL OR DRUGS | 13970 | 24.07 |
| 94 = DON'T KNOW | 1 | 0.00 |
| 97 = REFUSED | 3 | 0.01 |
| 98 = BLANK (NO ANSWER) | 1638 | 2.82 |
| 99 = LEGITIMATE SKIP | 42389 | 73.04 |

(TX23B)
NDMRNOHLP¹

Len : 2 YOU DIDN'T THINK ADDITIONAL TREATMENT WOULD HELP

| | Freq | Pct |
|--|-------|-------|
| 1 = Response entered | 1 | 0.00 |
| 6 = Response not entered | 32 | 0.06 |
| 91 = NEVER USED ALCOHOL OR DRUGS | 13970 | 24.07 |
| 94 = DON'T KNOW | 1 | 0.00 |
| 97 = REFUSED | 3 | 0.01 |
| 98 = BLANK (NO ANSWER) | 1638 | 2.82 |
| 99 = LEGITIMATE SKIP | 42389 | 73.04 |

DRUG TREATMENT

(TX23B)
NDMRNTIME¹

Len : 2 DIDN'T HAVE TIME (JOB, CHILDCARE, OR OTH COM) FOR ADD TRMT

| | Freq | Pct |
|--|-------|-------|
| 1 = Response entered | 3 | 0.01 |
| 6 = Response not entered | 30 | 0.05 |
| 91 = NEVER USED ALCOHOL OR DRUGS | 13970 | 24.07 |
| 94 = DON'T KNOW | 1 | 0.00 |
| 97 = REFUSED | 3 | 0.01 |
| 98 = BLANK (NO ANSWER) | 1638 | 2.82 |
| 99 = LEGITIMATE SKIP | 42389 | 73.04 |

(TX23B)
NDMRFNDOU¹

Len : 2 DIDN'T WANT OTHERS TO FIND OUT YOU NEEDED ADDITIONAL TRMT

| | Freq | Pct |
|--|-------|-------|
| 1 = Response entered | 2 | 0.00 |
| 6 = Response not entered | 31 | 0.05 |
| 91 = NEVER USED ALCOHOL OR DRUGS | 13970 | 24.07 |
| 94 = DON'T KNOW | 1 | 0.00 |
| 97 = REFUSED | 3 | 0.01 |
| 98 = BLANK (NO ANSWER) | 1638 | 2.82 |
| 99 = LEGITIMATE SKIP | 42389 | 73.04 |

(TX23A, TX23B)
NDMROTRSN¹

Len : 2 SOME OTHER REASON OR REASONS FOR NOT RCVG ADD TRMT

| | Freq | Pct |
|--|-------|-------|
| 1 = Response entered | 6 | 0.01 |
| 6 = Response not entered | 27 | 0.05 |
| 91 = NEVER USED ALCOHOL OR DRUGS | 13970 | 24.07 |
| 94 = DON'T KNOW | 1 | 0.00 |
| 97 = REFUSED | 3 | 0.01 |
| 98 = BLANK (NO ANSWER) | 1638 | 2.82 |
| 99 = LEGITIMATE SKIP | 42389 | 73.04 |

(TX23SC1)
NDMRMIMPT¹

Len : 2 MOST IMPORTANT OTHR REASON DIDNT GET ADDL TRTMT

| | Freq | Pct |
|---|-------|-------|
| 3 = No transportation/too far away/hrs inconvenient | 1 | 0.00 |
| 5 = You were not ready to stop using | 1 | 0.00 |
| 11 = You thought you could handle the problem w/o trmt | 1 | 0.00 |
| 16 = Too embarrassed,ashamed,afraid/didn't want to ask | 1 | 0.00 |
| 23 = Other problems to deal w/ (emotional, family, etc) | 1 | 0.00 |
| 41 = Afraid/concerned about COVID-19 | 1 | 0.00 |
| 91 = NEVER USED ALCOHOL OR DRUGS | 13970 | 24.07 |
| 97 = REFUSED | 3 | 0.01 |
| 98 = BLANK (NO ANSWER) | 1639 | 2.82 |
| 99 = LEGITIMATE SKIP | 42416 | 73.09 |

How long has it been since you were last in treatment or counseling for your alcohol or drug use, not counting cigarettes?

(TX24)
TXRCVDREC¹

Len : 2 TIME SINCE LAST RCVD ALCOHOL OR DRUG TREATMENT

| | Freq | Pct |
|--|-------|-------|
| 1 = Within past 30 days -- that is, since [DATEFILL] | 55 | 0.09 |
| 2 = More than 30 days ago but within the past 12 mos | 251 | 0.43 |
| 3 = More than 12 months ago | 1940 | 3.34 |
| 7 = Still in treatment LOG ASSN (TXCURRENT=1) | 455 | 0.78 |
| 8 = Treatment in past year LOGICALLY ASSIGNED | 100 | 0.17 |
| 9 = Treatment in lifetime LOGICALLY ASSIGNED | 2 | 0.00 |
| 13 = Treatment > 12 mos ago LOG ASSN (TXRRECVD=2) | 18 | 0.03 |
| 91 = NEVER USED ALCOHOL OR DRUGS | 13970 | 24.07 |
| 97 = REFUSED | 62 | 0.11 |
| 98 = BLANK (NO ANSWER) | 1489 | 2.57 |
| 99 = LEGITIMATE SKIP | 39692 | 68.39 |

DRUG TREATMENT

NOTE: For most of the remaining questions in the SUBSTANCE TREATMENT module, the wording differed depending on whether respondents previously reported that they were still in treatment or that they were no longer in treatment. Where two question wordings appear for a given variable, the first wording was what respondents received if they reported that they were no longer in treatment. The second wording was what respondents received if they reported that they were still in treatment.

What was the main place where you received treatment the last time you started treatment/are currently receiving treatment for your alcohol or other drug use, not counting cigarettes?

(TX25, TX25SC1)

TXLTPYMNPLC2¹ Len : 3 MAIN PLACE RCV TRMT LAST TIME/CURRENTLY

| | Freq | Pct |
|--|-------|-------|
| 1 = A hospital overnight as an inpatient..... | 40 | 0.07 |
| 2 = A res drug/alcohol rehab facility overnight..... | 101 | 0.17 |
| 3 = A drug or alcohol rehab facility as an outpatient..... | 149 | 0.26 |
| 4 = A mental health center or facility as outpatient..... | 153 | 0.26 |
| 5 = An emergency room..... | 11 | 0.02 |
| 6 = A private doctor's office..... | 93 | 0.16 |
| 7 = A prison or jail..... | 17 | 0.03 |
| 8 = Self-help group, Alcoholic/Narcotics Anonymous..... | 126 | 0.22 |
| 9 = Some other place..... | 34 | 0.06 |
| 40 = Home, family, friends..... | 13 | 0.02 |
| 42 = Church/religious/spiritual influence..... | 3 | 0.01 |
| 45 = Rehab/intervention fac/prgrm, ptnt status unspcfd..... | 3 | 0.01 |
| 48 = Counselor, therapist, psychologist, psychiatrist..... | 29 | 0.05 |
| 49 = Court-mandated/sponsored program..... | 4 | 0.01 |
| 52 = Military/VA Hospital..... | 4 | 0.01 |
| 53 = Hospital; mental health or patient status unspcfd..... | 3 | 0.01 |
| 64 = Methadone clinic/program..... | 9 | 0.02 |
| 65 = Name of facility/program given..... | 18 | 0.03 |
| 81 = Buprenorphine/Suboxone/Subutex clinic/program..... | 3 | 0.01 |
| 86 = Medication-assisted tmt (MAT) program;drug unspcfd..... | 3 | 0.01 |
| 90 = Telehealth (phone, online, text)..... | 17 | 0.03 |
| 985 = BAD DATA Logically assigned..... | 6 | 0.01 |
| 991 = NEVER USED ALCOHOL OR DRUGS..... | 13970 | 24.07 |
| 994 = DON'T KNOW..... | 13 | 0.02 |
| 997 = REFUSED..... | 69 | 0.12 |
| 998 = BLANK (NO ANSWER)..... | 1493 | 2.57 |
| 999 = LEGITIMATE SKIP..... | 41650 | 71.77 |

During the past 12 months, did you receive treatment or counseling for your use of alcohol?

(TX26)

TXYRUSEALC¹ Len : 2 RECEIVED TREATMENT IN PAST 12 MOS FOR ALCOHOL

| | Freq | Pct |
|--|-------|-------|
| 1 = Yes..... | 33 | 0.06 |
| 2 = No..... | 324 | 0.56 |
| 3 = Yes LOGICALLY ASSIGNED..... | 1 | 0.00 |
| 5 = Yes LOG ASSN (TXYRUSEADB = 1)..... | 471 | 0.81 |
| 6 = NEVER USED ALCOHOL (TXEVRRCD = 1)..... | 15 | 0.03 |
| 85 = BAD DATA Logically assigned..... | 3 | 0.01 |
| 91 = NEVER USED ALCOHOL OR DRUGS..... | 13970 | 24.07 |
| 97 = REFUSED..... | 64 | 0.11 |
| 98 = BLANK (NO ANSWER)..... | 1503 | 2.59 |
| 99 = LEGITIMATE SKIP (TXEVRRCD=2/TXYRRECVD=2,4)..... | 41650 | 71.77 |

DRUG TREATMENT

During the past 12 months, did you receive treatment or counseling for your use of marijuana or hashish?

(TX27)

TXYRUSEMRJ¹ Len : 2 RECEIVED TREATMENT IN PAST 12 MOS FOR MARIJUANA/HASHISH

| | Freq | Pct |
|---|-------|-------|
| 1 = Yes..... | 137 | 0.24 |
| 2 = No..... | 620 | 1.07 |
| 3 = Yes LOGICALLY ASSIGNED..... | 3 | 0.01 |
| 6 = NEVER USED MARIJUANA (TXEVRRCVD =1)..... | 91 | 0.16 |
| 85 = BAD DATA Logically assigned..... | 5 | 0.01 |
| 91 = NEVER USED ALCOHOL OR DRUGS..... | 13970 | 24.07 |
| 94 = DON'T KNOW..... | 1 | 0.00 |
| 97 = REFUSED..... | 64 | 0.11 |
| 98 = BLANK (NO ANSWER)..... | 1493 | 2.57 |
| 99 = LEGITIMATE SKIP (TXEVRRCVD=2/TXYRRECVD=2,4)..... | 41650 | 71.77 |

During the past 12 months, did you receive treatment or counseling for your use of cocaine or 'crack'?

(TX28)

TXYRUSECOC¹ Len : 2 RECEIVED TREATMENT IN PAST 12 MOS FOR COCAINE/CRACK

| | Freq | Pct |
|---|-------|-------|
| 1 = Yes..... | 112 | 0.19 |
| 2 = No..... | 405 | 0.70 |
| 3 = Yes LOGICALLY ASSIGNED..... | 2 | 0.00 |
| 6 = NEVER USED COCAINE (TXEVRRCVD = 1)..... | 338 | 0.58 |
| 85 = BAD DATA Logically assigned..... | 2 | 0.00 |
| 91 = NEVER USED ALCOHOL OR DRUGS..... | 13970 | 24.07 |
| 97 = REFUSED..... | 63 | 0.11 |
| 98 = BLANK (NO ANSWER)..... | 1492 | 2.57 |
| 99 = LEGITIMATE SKIP (TXEVRRCVD=2/TXYRRECVD=2,4)..... | 41650 | 71.77 |

During the past 12 months, did you receive treatment or counseling for your use of heroin?

(TX29)

TXYRUSEHER¹ Len : 2 RECEIVED TREATMENT IN PAST 12 MOS FOR HEROIN

| | Freq | Pct |
|---|-------|-------|
| 1 = Yes..... | 163 | 0.28 |
| 2 = No..... | 116 | 0.20 |
| 3 = Yes LOGICALLY ASSIGNED..... | 2 | 0.00 |
| 6 = NEVER USED HEROIN (TXEVRRCVD = 1)..... | 577 | 0.99 |
| 85 = BAD DATA Logically assigned..... | 1 | 0.00 |
| 91 = NEVER USED ALCOHOL OR DRUGS..... | 13970 | 24.07 |
| 97 = REFUSED..... | 64 | 0.11 |
| 98 = BLANK (NO ANSWER)..... | 1491 | 2.57 |
| 99 = LEGITIMATE SKIP (TXEVRRCVD=2/TXYRRECVD=2,4)..... | 41650 | 71.77 |

During the past 12 months, did you receive treatment or counseling for your use of hallucinogens?

(TX30)

TXYRUSEHAL¹ Len : 2 RECEIVED TREATMENT IN PAST 12 MOS FOR HALLUCINOGENS

| | Freq | Pct |
|---|-------|-------|
| 1 = Yes..... | 56 | 0.10 |
| 2 = No..... | 473 | 0.82 |
| 3 = Yes LOGICALLY ASSIGNED..... | 2 | 0.00 |
| 6 = NEVER USED HALLUCINOGENS (TXEVRRCVD = 1)..... | 324 | 0.56 |
| 85 = BAD DATA Logically assigned..... | 1 | 0.00 |
| 91 = NEVER USED ALCOHOL OR DRUGS..... | 13970 | 24.07 |
| 94 = DON'T KNOW..... | 1 | 0.00 |
| 97 = REFUSED..... | 64 | 0.11 |
| 98 = BLANK (NO ANSWER)..... | 1493 | 2.57 |
| 99 = LEGITIMATE SKIP (TXEVRRCVD=2/TXYRRECVD=2,4)..... | 41650 | 71.77 |

DRUG TREATMENT

During the past 12 months, did you receive treatment or counseling for your use of inhalants?

(TX31)

TXYRUSEINH¹

Len : 2 RECEIVED TREATMENT IN PAST 12 MOS FOR INHALANTS

| | Freq | Pct |
|---|-------|-------|
| 1 = Yes..... | 27 | 0.05 |
| 2 = No..... | 292 | 0.50 |
| 6 = NEVER USED INHALANTS (TXEVRRCD =1)..... | 537 | 0.93 |
| 85 = BAD DATA Logically assigned..... | 3 | 0.01 |
| 91 = NEVER USED ALCOHOL OR DRUGS..... | 13970 | 24.07 |
| 94 = DON'T KNOW..... | 2 | 0.00 |
| 97 = REFUSED..... | 63 | 0.11 |
| 98 = BLANK (NO ANSWER)..... | 1490 | 2.57 |
| 99 = LEGITIMATE SKIP (TXEVRRCD=2/TXYRRCVD=2,4)..... | 41650 | 71.77 |

During the past 12 months, did you receive treatment or counseling for your use of methamphetamine?

(TX31A)

TXYRUSEMTH¹

Len : 2 RECEIVED TREATMENT IN PAST 12 MOS FOR METHAMPHETAMINE

| | Freq | Pct |
|---|-------|-------|
| 1 = Yes..... | 133 | 0.23 |
| 2 = No..... | 206 | 0.35 |
| 3 = Yes LOGICALLY ASSIGNED..... | 3 | 0.01 |
| 6 = NEVER USED METHAMPHETAMINE (TXEVRRCD = 1)..... | 514 | 0.89 |
| 85 = BAD DATA Logically assigned..... | 1 | 0.00 |
| 91 = NEVER USED ALCOHOL OR DRUGS..... | 13970 | 24.07 |
| 97 = REFUSED..... | 66 | 0.11 |
| 98 = BLANK (NO ANSWER)..... | 1491 | 2.57 |
| 99 = LEGITIMATE SKIP (TXEVRRCD=2/TXYRRCVD=2,4)..... | 41650 | 71.77 |

During the past 12 months, did you receive treatment or counseling for your use of prescription pain relievers?

(TX32)

TXYRUSEPNR¹

Len : 2 RCVD TRMT IN PAST 12 MOS FOR PRESCRIPTION PAIN RELIEVERS

| | Freq | Pct |
|---|-------|-------|
| 1 = Yes..... | 158 | 0.27 |
| 2 = No..... | 262 | 0.45 |
| 3 = Yes LOGICALLY ASSIGNED..... | 13 | 0.02 |
| 4 = No LOGICALLY ASSIGNED..... | 1 | 0.00 |
| 6 = NEVER USED PAIN RELIEVERS (TXEVRRCD = 1)..... | 421 | 0.73 |
| 85 = BAD DATA Logically assigned..... | 1 | 0.00 |
| 91 = NEVER USED ALCOHOL OR DRUGS..... | 13970 | 24.07 |
| 94 = DON'T KNOW..... | 2 | 0.00 |
| 97 = REFUSED..... | 64 | 0.11 |
| 98 = BLANK (NO ANSWER)..... | 1492 | 2.57 |
| 99 = LEGITIMATE SKIP (TXEVRRCD=2/TXYRRCVD=2,4)..... | 41650 | 71.77 |

During the past 12 months, did you receive treatment or counseling for your use of prescription tranquilizers?

(TX33)

TXYRUSETRQ¹

Len : 2 RCVD TRMT IN PAST 12 MOS FOR PRESCRIPTION TRANQUILIZERS

| | Freq | Pct |
|---|-------|-------|
| 1 = Yes..... | 53 | 0.09 |
| 2 = No..... | 192 | 0.33 |
| 3 = Yes LOGICALLY ASSIGNED..... | 4 | 0.01 |
| 4 = No LOGICALLY ASSIGNED..... | 1 | 0.00 |
| 6 = NEVER USED TRANQUILIZERS (TXEVRRCD = 1)..... | 606 | 1.04 |
| 91 = NEVER USED ALCOHOL OR DRUGS..... | 13970 | 24.07 |
| 94 = DON'T KNOW..... | 1 | 0.00 |
| 97 = REFUSED..... | 63 | 0.11 |
| 98 = BLANK (NO ANSWER)..... | 1494 | 2.57 |
| 99 = LEGITIMATE SKIP (TXEVRRCD=2/TXYRRCVD=2,4)..... | 41650 | 71.77 |

DRUG TREATMENT

During the past 12 months, did you receive treatment or counseling for your use of prescription stimulants?

(TX34)

TXYRUSESTM¹ Len : 2 RECEIVED TRMT IN PAST 12 MOS FOR PRESCRIPTION STIMULANTS

| | Freq | Pct |
|---|-------|-------|
| 1 = Yes..... | 34 | 0.06 |
| 2 = No..... | 204 | 0.35 |
| 4 = No LOGICALLY ASSIGNED..... | 1 | 0.00 |
| 6 = NEVER USED STIMULANTS (TXEVRRCD = 1)..... | 618 | 1.06 |
| 85 = BAD DATA Logically assigned..... | 1 | 0.00 |
| 91 = NEVER USED ALCOHOL OR DRUGS..... | 13970 | 24.07 |
| 94 = DON'T KNOW..... | 2 | 0.00 |
| 97 = REFUSED..... | 63 | 0.11 |
| 98 = BLANK (NO ANSWER)..... | 1491 | 2.57 |
| 99 = LEGITIMATE SKIP (TXEVRRCD=2/TXYRRCVD=2,4)..... | 41650 | 71.77 |

During the past 12 months, did you receive treatment or counseling for your use of prescription sedatives?

(TX35)

TXYRUSESED¹ Len : 2 RECEIVED TRMT IN PAST 12 MOS FOR PRESCRIPTION SEDATIVE

| | Freq | Pct |
|---|-------|-------|
| 1 = Yes..... | 31 | 0.05 |
| 2 = No..... | 119 | 0.21 |
| 3 = Yes LOGICALLY ASSIGNED..... | 2 | 0.00 |
| 4 = No LOGICALLY ASSIGNED..... | 1 | 0.00 |
| 6 = NEVER USED SEDATIVES (TXEVRRCD = 1)..... | 708 | 1.22 |
| 85 = BAD DATA Logically assigned..... | 1 | 0.00 |
| 91 = NEVER USED ALCOHOL OR DRUGS..... | 13970 | 24.07 |
| 97 = REFUSED..... | 63 | 0.11 |
| 98 = BLANK (NO ANSWER)..... | 1489 | 2.57 |
| 99 = LEGITIMATE SKIP (TXEVRRCD=2/TXYRRCVD=2,4)..... | 41650 | 71.77 |

During the past 12 months, did you receive treatment or counseling for your use of any other drug?

(TX36)

TXYRUSEOTH¹ Len : 2 TRMT IN PAST 12 MOS FOR SOME OTHER DRUG

| | Freq | Pct |
|---|-------|-------|
| 1 = Yes..... | 76 | 0.13 |
| 2 = No..... | 670 | 1.15 |
| 3 = Yes LOGICALLY ASSIGNED..... | 5 | 0.01 |
| 5 = Treatment drug unknown, LOGICALLY ASSIGNED..... | 40 | 0.07 |
| 7 = Treatment drug/alc unknown LOG ASSN..... | 123 | 0.21 |
| 85 = BAD DATA Logically assigned..... | 6 | 0.01 |
| 91 = NEVER USED ALCOHOL OR DRUGS..... | 13970 | 24.07 |
| 94 = DON'T KNOW..... | 1 | 0.00 |
| 97 = REFUSED..... | 4 | 0.01 |
| 98 = BLANK (NO ANSWER)..... | 1489 | 2.57 |
| 99 = LEGITIMATE SKIP..... | 41650 | 71.77 |

DRUG TREATMENT

What was the main drug you entered treatment for the last time you were treated?

What is the main drug for which you are currently receiving treatment or counseling?

(TX37)

TXYRUSEMAIN2¹ Len : 2 MAIN DRUG FOR LAST/CURRENT TREATMENT

| | Freq | Pct |
|---------------------------------------|-------|-------|
| 1 = Alcohol..... | 52 | 0.09 |
| 2 = Marijuana or hashish..... | 29 | 0.05 |
| 3 = Cocaine or Crack..... | 24 | 0.04 |
| 4 = Heroin..... | 77 | 0.13 |
| 7 = Methamphetamine..... | 46 | 0.08 |
| 8 = Prescription pain relievers..... | 42 | 0.07 |
| 12 = Some other drug..... | 24 | 0.04 |
| 85 = BAD DATA Logically assigned..... | 5 | 0.01 |
| 91 = NEVER USED ALCOHOL OR DRUGS..... | 13970 | 24.07 |
| 94 = DON'T KNOW..... | 4 | 0.01 |
| 97 = REFUSED..... | 69 | 0.12 |
| 98 = BLANK (NO ANSWER)..... | 1651 | 2.84 |
| 99 = LEGITIMATE SKIP..... | 42041 | 72.44 |

What was the outcome of the treatment or counseling you last received?

(TX38, TX38SC)

TXLYOCOM2¹ Len : 2 OUTCOME OF LAST/CURRENT TREATMENT

| | Freq | Pct |
|---|-------|-------|
| 1 = You are still in treatment..... | 469 | 0.81 |
| 2 = You successfully completed treatment..... | 262 | 0.45 |
| 3 = You left because you had a problem with program..... | 18 | 0.03 |
| 4 = You left b/c you couldn't afford to continue..... | 16 | 0.03 |
| 5 = You left because your family needed you..... | 9 | 0.02 |
| 6 = You left because you began using drugs again..... | 13 | 0.02 |
| 7 = Your last treatment had some other outcome..... | 13 | 0.02 |
| 44 = You relapsed/program did not work for you..... | 4 | 0.01 |
| 49 = Completed treatment/tmt required, outcome unknown..... | 6 | 0.01 |
| 85 = BAD DATA Logically assigned..... | 30 | 0.05 |
| 91 = NEVER USED ALCOHOL OR DRUGS..... | 13970 | 24.07 |
| 94 = DON'T KNOW..... | 9 | 0.02 |
| 97 = REFUSED..... | 67 | 0.12 |
| 98 = BLANK (NO ANSWER)..... | 1498 | 2.58 |
| 99 = LEGITIMATE SKIP..... | 41650 | 71.77 |

DRUG TREATMENT

How long did you stay in treatment for your alcohol or drug use during your last treatment at [FILL IN ANSWER FROM TX25]?

How long have you been in treatment for your alcohol or drug use at [FILL IN ANSWER FROM TX17]?

How long did you stay in treatment for your alcohol or drug use during your last treatment?

How long have you been in treatment for your alcohol or drug use so far?

Please indicate whether you want to give your answer in days, months, or years.

How many days have you been in treatment for your alcohol or drug use so far?

How many days did you stay in treatment for your alcohol or drug use the last time?

How many months have you been in treatment for your alcohol or drug use so far?

How many months did you stay in treatment for your alcohol or drug use the last time?

How many years have you been in treatment for your alcohol or drug use so far?

How many years did you stay in treatment for your alcohol or drug use the last time?

(TX39, TX40DAY1, TX40DAY2, TX41MON1, TX41MON2, TX41YR1, TX41YR2)

TXLTYDAYS2¹ Len : 5 RC - # DAYS IN ALC/DRG TMT SO FAR/LAST TIME - RECODE

| | Freq | Pct |
|--|-------|-------|
| RANGE = 1 - 30..... | 199 | 0.34 |
| 31 = 31 or more..... | 621 | 1.07 |
| 99985 = BAD DATA Logically assigned..... | 7 | 0.01 |
| 99991 = NEVER USED ALCOHOL OR DRUGS..... | 13970 | 24.07 |
| 99994 = DON'T KNOW..... | 22 | 0.04 |
| 99997 = REFUSED..... | 71 | 0.12 |
| 99998 = BLANK (NO ANSWER)..... | 1494 | 2.57 |
| 99999 = LEGITIMATE SKIP..... | 41650 | 71.77 |

Did private health insurance pay for the last treatment you received, even if it paid only part of the cost?

Will private health insurance pay for the treatment you are currently receiving, even if it pays only part of the cost?

(TX42A)

TXLTPYHINS¹ Len : 2 HEALTH INSURANCE PAY FOR LAST/CURRENT TRMT

| | Freq | Pct |
|---------------------------------------|-------|-------|
| 1 = Yes..... | 413 | 0.71 |
| 2 = No..... | 398 | 0.69 |
| 3 = Yes LOGICALLY ASSIGNED..... | 2 | 0.00 |
| 85 = BAD DATA Logically assigned..... | 12 | 0.02 |
| 91 = NEVER USED ALCOHOL OR DRUGS..... | 13970 | 24.07 |
| 94 = DON'T KNOW..... | 27 | 0.05 |
| 97 = REFUSED..... | 68 | 0.12 |
| 98 = BLANK (NO ANSWER)..... | 1494 | 2.57 |
| 99 = LEGITIMATE SKIP..... | 41650 | 71.77 |

Did Medicare pay for the last treatment you received, even if it paid only part of the cost?

Will Medicare pay for the treatment you are currently receiving, even if it pays only part of the cost?

(TX42B)

TXLTPYMCRE¹ Len : 2 MEDICARE PAY FOR LAST/CURRENT TRMT

| | Freq | Pct |
|---------------------------------------|-------|-------|
| 1 = Yes..... | 304 | 0.52 |
| 2 = No..... | 504 | 0.87 |
| 85 = BAD DATA Logically assigned..... | 12 | 0.02 |
| 91 = NEVER USED ALCOHOL OR DRUGS..... | 13970 | 24.07 |
| 94 = DON'T KNOW..... | 33 | 0.06 |
| 97 = REFUSED..... | 67 | 0.12 |
| 98 = BLANK (NO ANSWER)..... | 1494 | 2.57 |
| 99 = LEGITIMATE SKIP..... | 41650 | 71.77 |

DRUG TREATMENT

Did Medicaid pay for the last treatment you received, even if it paid only part of the cost?

Will Medicaid pay for the treatment you are currently receiving, even if it pays only part of the cost?

(TX42C)

TXLTPYMCAD¹

Len : 2 MEDICAID PAY FOR LAST/CURRENT TRMT

| | Freq | Pct |
|---------------------------------------|-------|-------|
| 1 = Yes..... | 386 | 0.67 |
| 2 = No..... | 425 | 0.73 |
| 3 = Yes LOGICALLY ASSIGNED..... | 1 | 0.00 |
| 85 = BAD DATA Logically assigned..... | 12 | 0.02 |
| 91 = NEVER USED ALCOHOL OR DRUGS..... | 13970 | 24.07 |
| 94 = DON'T KNOW..... | 29 | 0.05 |
| 97 = REFUSED..... | 66 | 0.11 |
| 98 = BLANK (NO ANSWER)..... | 1495 | 2.58 |
| 99 = LEGITIMATE SKIP..... | 41650 | 71.77 |

Did a public assistance program other than Medicaid pay for the last treatment you received, even if it paid only part of the cost?

Will a public assistance program other than Medicaid pay for the treatment you are currently receiving, even if it pays only part of the cost?

(TX42D)

TXLTPYPUBL¹

Len : 2 PUBLIC ASSISTANCE PAY FOR LAST/CURRENT TRMT

| | Freq | Pct |
|---------------------------------------|-------|-------|
| 1 = Yes..... | 216 | 0.37 |
| 2 = No..... | 577 | 0.99 |
| 3 = Yes LOGICALLY ASSIGNED..... | 1 | 0.00 |
| 85 = BAD DATA Logically assigned..... | 12 | 0.02 |
| 91 = NEVER USED ALCOHOL OR DRUGS..... | 13970 | 24.07 |
| 94 = DON'T KNOW..... | 46 | 0.08 |
| 97 = REFUSED..... | 67 | 0.12 |
| 98 = BLANK (NO ANSWER)..... | 1495 | 2.58 |
| 99 = LEGITIMATE SKIP..... | 41650 | 71.77 |

Did you use your own savings or earnings to pay for the last treatment you received, even if you paid only part of the cost?

Will you use your own savings or earnings to pay for the treatment you are currently receiving, even if you pay only part of the cost?

(TX42E)

TXLTPYSVNG¹

Len : 2 OWN SAVINGS PAY FOR LAST/CURRENT TRMT

| | Freq | Pct |
|---------------------------------------|-------|-------|
| 1 = Yes..... | 349 | 0.60 |
| 2 = No..... | 475 | 0.82 |
| 3 = Yes LOGICALLY ASSIGNED..... | 1 | 0.00 |
| 85 = BAD DATA Logically assigned..... | 12 | 0.02 |
| 91 = NEVER USED ALCOHOL OR DRUGS..... | 13970 | 24.07 |
| 94 = DON'T KNOW..... | 16 | 0.03 |
| 97 = REFUSED..... | 66 | 0.11 |
| 98 = BLANK (NO ANSWER)..... | 1495 | 2.58 |
| 99 = LEGITIMATE SKIP..... | 41650 | 71.77 |

DRUG TREATMENT

Was your last treatment paid for by some other source besides those that have been listed?

Will the treatment you are currently receiving be paid for by some other source besides those that have been listed?

(TX42F, TX42G, TX42H, TX42J)

TXLTPYOTHR2¹ Len : 2 SOME OTHER SOURCE PAY FOR LAST/CURRENT TRMT

| | Freq | Pct |
|---|-------|-------|
| 1 = Yes..... | 320 | 0.55 |
| 2 = No..... | 478 | 0.82 |
| 4 = No LOG ASSN (free trmt specified)..... | 1 | 0.00 |
| 5 = Yes, payment source not specified LOG ASSN..... | 24 | 0.04 |
| 85 = BAD DATA Logically assigned..... | 11 | 0.02 |
| 91 = NEVER USED ALCOHOL OR DRUGS..... | 13970 | 24.07 |
| 94 = DON'T KNOW..... | 19 | 0.03 |
| 97 = REFUSED..... | 66 | 0.11 |
| 98 = BLANK (NO ANSWER)..... | 1495 | 2.58 |
| 99 = LEGITIMATE SKIP..... | 41650 | 71.77 |

Did your employer pay for the last treatment you received, even if it paid only part of the cost?

Will your employer pay for the treatment you are currently receiving, even if it pays only part of the cost?

(TX42I)

TXLTPYEMPL¹ Len : 2 EMPLOYER PAY FOR LAST/CURRENT TRMT

| | Freq | Pct |
|---------------------------------------|-------|-------|
| 1 = Yes..... | 36 | 0.06 |
| 2 = No..... | 777 | 1.34 |
| 3 = Yes LOGICALLY ASSIGNED..... | 2 | 0.00 |
| 85 = BAD DATA Logically assigned..... | 12 | 0.02 |
| 91 = NEVER USED ALCOHOL OR DRUGS..... | 13970 | 24.07 |
| 94 = DON'T KNOW..... | 24 | 0.04 |
| 97 = REFUSED..... | 68 | 0.12 |
| 98 = BLANK (NO ANSWER)..... | 1495 | 2.58 |
| 99 = LEGITIMATE SKIP..... | 41650 | 71.77 |

Was the last treatment you received free?

Is the treatment you are currently receiving free?

(TX42K)

TXLTPYFREE¹ Len : 2 LAST/CURRENT TREATMENT WAS/IS FREE

| | Freq | Pct |
|---------------------------------------|-------|-------|
| 1 = Yes..... | 36 | 0.06 |
| 2 = No..... | 24 | 0.04 |
| 3 = Yes LOGICALLY ASSIGNED..... | 3 | 0.01 |
| 85 = BAD DATA Logically assigned..... | 3 | 0.01 |
| 91 = NEVER USED ALCOHOL OR DRUGS..... | 13970 | 24.07 |
| 97 = REFUSED..... | 67 | 0.12 |
| 98 = BLANK (NO ANSWER)..... | 1521 | 2.62 |
| 99 = LEGITIMATE SKIP..... | 42410 | 73.08 |

Think about all the treatment or counseling you received for your [TXFILL1] during the past 12 months. Was detoxification the only [TXFILL1] treatment you received during the past 12 months?

(TX44)

TXYRONDIX¹ Len : 2 WAS DETOX THE ONLY TRMT RCVD PAST 12 MONTHS

| | Freq | Pct |
|---------------------------------------|-------|-------|
| 1 = Yes..... | 154 | 0.27 |
| 2 = No..... | 476 | 0.82 |
| 4 = No LOGICALLY ASSIGNED..... | 132 | 0.23 |
| 85 = BAD DATA Logically assigned..... | 3 | 0.01 |
| 91 = NEVER USED ALCOHOL OR DRUGS..... | 13970 | 24.07 |
| 94 = DON'T KNOW..... | 8 | 0.01 |
| 97 = REFUSED..... | 67 | 0.12 |
| 98 = BLANK (NO ANSWER)..... | 1574 | 2.71 |
| 99 = LEGITIMATE SKIP..... | 41650 | 71.77 |

DRUG TREATMENT

NOTE: The variables TXYALONAG, TXYALODRG, TXYALODAG, TXYDRONAG, TXYDROALC, TXYDROAAG, TXYALDAAG, and TXYALDDAG pertain to respondents who received substance treatment in the past 12 months. TXYALONAG, TXYALODRG, and TXYALODAG pertain to respondents who reported that they received treatment only for alcohol in the past 12 months. TXYDRONAG, TXYDROALC, and TXYDROAAG pertain to respondents who reported that they received treatment only for other drugs in the past 12 months. TXYALDAAG and TXYALDDAG pertain to respondents who reported receiving treatment for both alcohol and other drugs in the past 12 months.

Earlier you reported that you received treatment or counseling for your use of alcohol during the past 12 months. How old were you when you first received treatment or counseling for your alcohol use?

(TX49)

TXYALONAG¹ Len : 3 AGE WHEN FIRST RCVD TRMT/CNSLG FOR ALC USE

| | Freq | Pct |
|--|-------|-------|
| RANGE = 1 - 80..... | 268 | 0.46 |
| 985 = BAD DATA Logically assigned..... | 7 | 0.01 |
| 991 = NEVER USED ALCOHOL OR DRUGS..... | 13970 | 24.07 |
| 994 = DON'T KNOW..... | 6 | 0.01 |
| 997 = REFUSED..... | 66 | 0.11 |
| 998 = BLANK (NO ANSWER)..... | 1560 | 2.69 |
| 999 = LEGITIMATE SKIP..... | 42157 | 72.64 |

Have you ever received treatment or counseling for your use of any drug, not including cigarettes or alcohol?

(TX49A)

TXYALODRG¹ Len : 2 EVER RCVD TRMT FOR DRUGS (ONLY PAST YR ALC TRMT)

| | Freq | Pct |
|---|-------|-------|
| 1 = Yes..... | 23 | 0.04 |
| 2 = No..... | 187 | 0.32 |
| 3 = Yes LOGICALLY ASSIGNED (TXYRUSEADB=11)..... | 1 | 0.00 |
| 85 = BAD DATA Logically assigned..... | 1 | 0.00 |
| 91 = NEVER USED ALCOHOL OR DRUGS..... | 13970 | 24.07 |
| 97 = REFUSED..... | 63 | 0.11 |
| 98 = BLANK (NO ANSWER)..... | 1596 | 2.75 |
| 99 = LEGITIMATE SKIP..... | 42193 | 72.70 |

How old were you when you first received treatment or counseling for your drug use?

(TX49B)

TXYALODAG¹ Len : 3 AGE WHEN FIRST RCVD TRMT/CNSLG FOR DRUG USE

| | Freq | Pct |
|--|-------|-------|
| RANGE = 15 - 42..... | 21 | 0.04 |
| 985 = BAD DATA Logically assigned..... | 1 | 0.00 |
| 991 = NEVER USED ALCOHOL OR DRUGS..... | 13970 | 24.07 |
| 994 = DON'T KNOW..... | 1 | 0.00 |
| 997 = REFUSED..... | 63 | 0.11 |
| 998 = BLANK (NO ANSWER)..... | 1598 | 2.75 |
| 999 = LEGITIMATE SKIP..... | 42380 | 73.03 |

Earlier you reported that you received treatment or counseling for your drug use during the past 12 months. How old were you when you first received treatment or counseling for your drug use?

(TX50)

TXYDRONAG¹ Len : 3 AGE WHEN FIRST RCVD TRMT/CNSLG FOR DRUG USE

| | Freq | Pct |
|---|-------|-------|
| RANGE = 2 - 70..... | 303 | 0.52 |
| 985 = BAD DATA Logically assigned..... | 9 | 0.02 |
| 989 = LEGITIMATE SKIP Logically assigned..... | 158 | 0.27 |
| 991 = NEVER USED ALCOHOL OR DRUGS..... | 13970 | 24.07 |
| 994 = DON'T KNOW..... | 5 | 0.01 |
| 997 = REFUSED..... | 65 | 0.11 |
| 998 = BLANK (NO ANSWER)..... | 1567 | 2.70 |
| 999 = LEGITIMATE SKIP..... | 41957 | 72.30 |

DRUG TREATMENT

Have you ever received treatment or counseling for your alcohol use?

(TX50A)

TXYDROALC¹ Len : 2 EVER RCVD TMT FOR ALCOHOL (ONLY PAST YR DRUG TMT)

| | Freq | Pct |
|---|-------|-------|
| 1 = Yes..... | 25 | 0.04 |
| 2 = No..... | 237 | 0.41 |
| 3 = Yes LOGICALLY ASSIGNED (TXYRUSEADB=12)..... | 1 | 0.00 |
| 91 = NEVER USED ALCOHOL OR DRUGS | 13970 | 24.07 |
| 97 = REFUSED | 63 | 0.11 |
| 98 = BLANK (NO ANSWER) | 1614 | 2.78 |
| 99 = LEGITIMATE SKIP..... | 42124 | 72.59 |

How old were you when you first received treatment or counseling for your alcohol use?

(TX50B)

TXYDROAAG¹ Len : 3 AGE WHEN FIRST RCVD TRMT/CNSLG FOR ALC USE

| | Freq | Pct |
|---|-------|-------|
| RANGE = 11 - 38 | 24 | 0.04 |
| 991 = NEVER USED ALCOHOL OR DRUGS | 13970 | 24.07 |
| 994 = DON'T KNOW | 1 | 0.00 |
| 997 = REFUSED | 63 | 0.11 |
| 998 = BLANK (NO ANSWER)..... | 1615 | 2.78 |
| 999 = LEGITIMATE SKIP..... | 42361 | 72.99 |

Earlier, you reported that you received treatment or counseling for your drug and alcohol use during the past 12 months. How old were you when you first received treatment or counseling for your use of alcohol?

(TX51)

TXYALDAAG¹ Len : 3 AGE WHEN FIRST RCVD TRMT/CNSLG FOR ALC USE

| | Freq | Pct |
|---|-------|-------|
| RANGE = 2 - 60 | 51 | 0.09 |
| 991 = NEVER USED ALCOHOL OR DRUGS | 13970 | 24.07 |
| 994 = DON'T KNOW | 4 | 0.01 |
| 997 = REFUSED | 64 | 0.11 |
| 998 = BLANK (NO ANSWER)..... | 1785 | 3.08 |
| 999 = LEGITIMATE SKIP..... | 42160 | 72.65 |

How old were you when you first received treatment or counseling for your drug use?

(TX51A)

TXYALDDAG¹ Len : 3 AGE WHEN FIRST RCVD TRMT/CNSLG FOR DRUG USE

| | Freq | Pct |
|---|-------|-------|
| RANGE = 2 - 45 | 49 | 0.08 |
| 991 = NEVER USED ALCOHOL OR DRUGS | 13970 | 24.07 |
| 994 = DON'T KNOW | 4 | 0.01 |
| 997 = REFUSED | 66 | 0.11 |
| 998 = BLANK (NO ANSWER)..... | 1785 | 3.08 |
| 999 = LEGITIMATE SKIP..... | 42160 | 72.65 |

NOTE: TXFGALAGE is a "flag" variable that indicates when the first receipt of alcohol treatment in TXYALONAG, TXYDROAAG, or TXYALDAAG is inconsistent with the first use of alcohol (from ALCTRY). When TXFGALAGE=5, the respondent previously reported never using alcohol. However, the respondent subsequently reported an age for first receipt of alcohol treatment, based on some indication of alcohol treatment in TXYRUSEADB.

TXFGALAGE¹ Len : 2 CONSISTENCY OF ALC TX AGE WITH ALC AFU

| | Freq | Pct |
|---|-------|-------|
| 0 = 1st alc tx age consistent with alc AFU | 334 | 0.58 |
| 2 = 1st alc tx age differs from alc AFU by 2 yrs | 1 | 0.00 |
| 3 = 1st alc tx age differs from alc AFU by 3-4 yrs | 1 | 0.00 |
| 4 = 1st alc tx age differs from alc AFU by >=5 yrs | 15 | 0.03 |
| 5 = Never used alc in core but reported an alc tx age | 8 | 0.01 |
| 91 = NEVER USED ALCOHOL OR DRUGS | 13970 | 24.07 |
| 98 = UNKNOWN | 1809 | 3.12 |
| 99 = LEGITIMATE SKIP..... | 41896 | 72.19 |

DRUG TREATMENT

NOTE: TXFGDGAGE is a "flag" variable that indicates when the first receipt of drug treatment in TXYALODAG, TXYDRONAG, or TXYALDDAG is inconsistent with the earliest reported first use of drugs. When TXFGDGAGE=5, the respondent previously reported never using (or misusing) marijuana, cocaine, heroin, hallucinogens, inhalants, or prescription psychotherapeutics (pain relievers, tranquilizers, stimulants, or sedatives). However, the respondent subsequently reported an age for first receipt of drug treatment, based on some indication of drug treatment in TXYRUSEADB.

TXFGDGAGE¹ Len : 2 CONSISTENCY OF FIRST DRUG TX AGE WITH DRUG AFUS

| | Freq | Pct |
|---|-------|-------|
| 0 = 1st drug tx age consistent w/min drug AFU..... | 372 | 0.64 |
| 2 = 1st drug tx age differs fr min drug AFU by 2 yrs..... | 2 | 0.00 |
| 4 = 1st drug tx age differs fr min drug AFU by >=5 yrs..... | 9 | 0.02 |
| 5 = Never used drugs in core but reportd a drug tx age..... | 1 | 0.00 |
| 91 = NEVER USED ALCOHOL OR DRUGS..... | 13970 | 24.07 |
| 98 = UNKNOWN..... | 1821 | 3.14 |
| 99 = LEGITIMATE SKIP..... | 41859 | 72.13 |

NOTE: TXFGADAGE is a "flag" variable that indicates when an inconsistency exists between the first receipt of alcohol or drug treatment and the earliest reported first use of alcohol or drugs. If TXFGALAGE=5 or TXFGDGAGE=5, then TXFGADAGE=5.

TXFGADAGE¹ Len : 2 CONSISTENCY OF FIRST TX AGE WITH ALC/DRUG AFUS

| | Freq | Pct |
|---|-------|-------|
| 0 = 1st tx age consistent w/minimum AFU..... | 549 | 0.95 |
| 2 = 1st tx age differs from min AFU by 2 yrs..... | 3 | 0.01 |
| 3 = 1st tx age differs from min AFU by 3-4 yrs..... | 1 | 0.00 |
| 4 = 1st tx age differs from min AFU by >=5 yrs..... | 18 | 0.03 |
| 5 = Any lifetime nonuse with a related tx age..... | 9 | 0.02 |
| 91 = NEVER USED ALCOHOL OR DRUGS..... | 13970 | 24.07 |
| 98 = UNKNOWN..... | 1834 | 3.16 |
| 99 = LEGITIMATE SKIP..... | 41650 | 71.77 |

The next question is about self-help groups. Some examples of self-help groups for alcohol or drug use are AA or Alcoholics Anonymous, NA or Narcotics Anonymous, CA or Cocaine Anonymous, and CMA or Crystal Meth Anonymous.

During the past 12 months, did you go to any self-help group meetings or 12-step programs to receive help for your own use of alcohol or any drug, not counting cigarettes?

(TX52)
TXSHGWENT¹ Len : 2 WENT TO SELF-HELP GRP/12-STEP PGMS PAST 12 MOS

| | Freq | Pct |
|---|-------|-------|
| 1 = Yes..... | 476 | 0.82 |
| 2 = No..... | 41690 | 71.84 |
| 5 = Yes LOGICALLY ASSIGNED (from skip pattern)..... | 331 | 0.57 |
| 85 = BAD DATA Logically assigned..... | 22 | 0.04 |
| 91 = NEVER USED ALCOHOL OR DRUGS..... | 13970 | 24.07 |
| 94 = DON'T KNOW..... | 41 | 0.07 |
| 97 = REFUSED..... | 52 | 0.09 |
| 98 = BLANK (NO ANSWER)..... | 1452 | 2.50 |

Did you go to the self-help group because of your alcohol use only, your drug use only, or because of both alcohol and drug use?

(TX53)
TXSHGALDB¹ Len : 2 WENT TO SELF-HELP GRP FOR ALC ONLY/DRUG ONLY/BOTH

| | Freq | Pct |
|---|-------|-------|
| 1 = Alcohol use only..... | 194 | 0.33 |
| 2 = Drug use only..... | 114 | 0.20 |
| 3 = Both alcohol and drug use..... | 165 | 0.28 |
| 11 = Alcohol use only LOGICALLY ASSIGNED (TXYRSLFAD=1)..... | 9 | 0.02 |
| 12 = Drug use only LOGICALLY ASSIGNED (TXYRSLFAD=2)..... | 12 | 0.02 |
| 13 = Both alcohol and drug use LOG ASSN (TXYRSLFAD=3)..... | 99 | 0.17 |
| 91 = NEVER USED ALCOHOL OR DRUGS..... | 13970 | 24.07 |
| 97 = REFUSED..... | 54 | 0.09 |
| 98 = BLANK (NO ANSWER)..... | 1540 | 2.65 |
| 99 = LEGITIMATE SKIP..... | 41877 | 72.16 |

DRUG TREATMENT

NOTE: TXSHGFLAG compares the consistency of data in the self-help group variable TXSHGWENT and the self-help group variable TXYRSLFHP. TXSHGFLAG has a value of 1 when TXSHGWENT was answered as "yes" but TXYRSLFHP indicates that respondents did not receive treatment in a self-help group, even though they reported that they received treatment in the past 12 months. TXSHGFLAG has a value of 2 when TXSHGWENT was answered as "yes" but TXYRRECVD or TXEVRRCCVD indicated that respondents never received any treatment in the past 12 months or lifetime, respectively. TXSHGFLAG has a value of 3 when TXSHGWENT was not answered as "yes" but TXYRSLFHP indicates that respondents were logically inferred to have gotten treatment in a self-help group in the past 12 months. TXSHGFLAG has a value of 4 when TXSHGWENT was answered as "yes" but TXYRSLFHP was answered as "don't know" or "refused" or it was blank. Finally, TXSHGFLAG has a value of 5 when TXSHGWENT was answered as "don't know" or "refused" but TXYRSLFHP was answered as "no."

TXSHGFLAG¹ Len : 2 CONSISTENCY FLAG BETWEEN TXSHGWENT AND TXYRSLFHP

| | Freq | Pct |
|--|-------------|------------|
| 1 = TXSHGWENT=1 but TXYRSLFHP=2 (see note) | 32 | 0.06 |
| 2 = TXSHGWENT=1 but TXYRRECVD=2 or TXEVRRCCVD=2 (see note) | 411 | 0.71 |
| 3 = TXSHGWENT NE 1 but TXYRSLFHP=3 or 5 (see note)..... | 18 | 0.03 |
| 4 = TXSHGWENT=1 but TXYRSLFHP=94, 97, or 98 (see note) | 25 | 0.04 |
| 91 = NEVER USED ALCOHOL OR DRUGS | 13970 | 24.07 |
| 98 = BLANK (NO ANSWER) | 43578 | 75.09 |

RECODED DRUG TREATMENT

RECODED DRUG TREATMENT

NOTE: Certain source variables that were used to create recoded variables have valid values that might not have been reported or assigned for the current survey year. However, these values have been included in the general specifications in the codebook on how the recoded variables were created. See additional details about this issue in the Organization of the Data File section of this codebook introduction.

NOTE: The variables in this section are recoded variables that were created from one or more of the variables from three of the preceding sections: Drug Treatment or Recoded Substance Use Disorder.

NOTE: The following seven recoded variables contain information about receiving treatment at any location in lifetime or in the past year.

(TXEVRRCDV)

| | | | |
|-------------------|--|-------------|------------|
| <u>TXEVRRCDV2</u> | Len : 1 RC-RCVD TRT ANY LOC FOR ILL DRG OR ALC USE IN LIFETIME | | |
| | | Freq | Pct |
| | 0 = No/Unknown (Otherwise)..... | 55213 | 95.14 |
| | 1 = Yes (TXEVRRCDV=1)..... | 2821 | 4.86 |

(TXYRUSEADB)

| | | | |
|----------------|--|-------------|------------|
| <u>TXYRALC</u> | Len : 1 RC-RCVD TRT ANY LOC FOR ALC USE - PST YR | | |
| | | Freq | Pct |
| | 0 = No/Unknown (Otherwise)..... | 57518 | 99.11 |
| | 1 = Yes (TXYRUSEADB=1,3,4,6,11,21,23,25)..... | 516 | 0.89 |

(TXYRUSEADB)

| | | | |
|----------------|--|-------------|------------|
| <u>TXYRILL</u> | Len : 1 RC-RCVD TRT ANY LOC FOR ILL DRG USE - PST YR | | |
| | | Freq | Pct |
| | 0 = No/Unknown (Otherwise)..... | 57481 | 99.05 |
| | 1 = Yes (TXYRUSEADB=2,3,5,6,12,23,25)..... | 553 | 0.95 |

A respondent was classified as receiving treatment at any location in the past year for alcohol use but not illicit drug use, TXYRALNIL, if they received only alcohol use treatment at any location in the past year (TXYRUSEADB=1,4,21). Respondents with unknown illicit drug use treatment (TXYRUSEADB=4) or who reported receiving alcohol use treatment only but in later treatment questions indicated receiving illicit drug use treatment (TXYRUSEADB=25) are not classified as receiving treatment for alcohol use only.

(TXYRUSEADB)

| | | | |
|------------------|--|-------------|------------|
| <u>TXYRALNIL</u> | Len : 1 RC-RCVD TRT ANY LOC FOR ALC BUT NOT ILL DRG - PST YR | | |
| | | Freq | Pct |
| | 0 = No/Unknown (Otherwise)..... | 57781 | 99.56 |
| | 1 = Yes (TXYRUSEADB=1,21,25)..... | 253 | 0.44 |

A respondent was classified as receiving treatment at any location in the past year for illicit drug use but not alcohol use, TXYRILNAL, if they received only illicit drug use treatment at any location in the past year (TXYRUSEADB=2,5). Respondents with unknown alcohol use treatment (TXYRUSEADB=12) are not classified as receiving treatment for illicit drug use only.

(TXYRUSEADB)

| | | | |
|------------------|--|-------------|------------|
| <u>TXYRILNAL</u> | Len : 1 RC-RCVD TRT ANY LOC FOR ILL DRG BUT NOT ALC - PST YR | | |
| | | Freq | Pct |
| | 0 = No/Unknown (Otherwise)..... | 57746 | 99.50 |
| | 1 = Yes (TXYRUSEADB=2,5)..... | 288 | 0.50 |

(TXYRRECDV)

| | | | |
|-------------------|---|-------------|------------|
| <u>TXYRRECDV2</u> | Len : 1 RC-RCVD TRT ANY LOC FOR ILL DRG OR ALC - PST YR | | |
| | | Freq | Pct |
| | 0 = No/Unknown (Otherwise)..... | 57173 | 98.52 |
| | 1 = Yes (TXYRRECDV=1,3)..... | 861 | 1.48 |

(TXYRUSEADB)

| | | | |
|-------------------|--|-------------|------------|
| <u>TXYRILANAL</u> | Len : 1 RC-RCVD TRT ANY LOC FOR ILL DRG AND ALC - PST YR | | |
| | | Freq | Pct |
| | 0 = No/Unknown (Otherwise)..... | 57770 | 99.55 |
| | 1 = Yes (TXYRUSEADB=3,6,23,25)..... | 264 | 0.45 |

RECODED DRUG TREATMENT

NOTE: The following 14 recoded variables contain respondent information about receiving treatment in the past year for various substances.

(TXYRUSEMRJ)
TXYRUSEMRJ2 Len : 1 RC-RCVD TREATMENT FOR MARIJUANA IN PAST YEAR

| | Freq | Pct |
|---------------------------------|-------------|------------|
| 0 = No/Unknown (Otherwise)..... | 57894 | 99.76 |
| 1 = Yes (TXYRUSEMRJ=1,3)..... | 140 | 0.24 |

(TXYRUSECOC)
TXYRUSECOC2 Len : 1 RC-RCVD TREATMENT FOR COCAINE IN PAST YEAR

| | Freq | Pct |
|---------------------------------|-------------|------------|
| 0 = No/Unknown (Otherwise)..... | 57920 | 99.80 |
| 1 = Yes (TXYRUSECOC=1,3)..... | 114 | 0.20 |

(TXYRUSEHER)
TXYRUSEHER2 Len : 1 RC-RCVD TREATMENT FOR HEROIN IN PAST YEAR

| | Freq | Pct |
|---------------------------------|-------------|------------|
| 0 = No/Unknown (Otherwise)..... | 57869 | 99.72 |
| 1 = Yes (TXYRUSEHER=1,3)..... | 165 | 0.28 |

(TXYRUSEHAL)
TXYRUSEHAL2 Len : 1 RC-RCVD TREATMENT FOR HALLUCINOGENS IN PAST YEAR

| | Freq | Pct |
|---------------------------------|-------------|------------|
| 0 = No/Unknown (Otherwise)..... | 57976 | 99.90 |
| 1 = Yes (TXYRUSEHAL=1,3)..... | 58 | 0.10 |

(TXYRUSEINH)
TXYRUSEINH2 Len : 1 RC-RCVD TREATMENT FOR INHALANTS IN PAST YEAR

| | Freq | Pct |
|---------------------------------|-------------|------------|
| 0 = No/Unknown (Otherwise)..... | 58007 | 99.95 |
| 1 = Yes (TXYRUSEINH=1,3)..... | 27 | 0.05 |

(TXYRUSEMTH)
TXYRUSEMTH2 Len : 1 RC-RCVD TREATMENT FOR METHAMPHETAMINE IN PAST YEAR

| | Freq | Pct |
|---------------------------------|-------------|------------|
| 0 = No/Unknown (Otherwise)..... | 57898 | 99.77 |
| 1 = Yes (TXYRUSEMTH=1,3)..... | 136 | 0.23 |

(TXYRUSEPNR)
TXYRUSEPNR2 Len : 1 RC-RCVD TREATMENT FOR PAIN RELIEVERS IN PAST YEAR

| | Freq | Pct |
|---------------------------------|-------------|------------|
| 0 = No/Unknown (Otherwise)..... | 57863 | 99.71 |
| 1 = Yes (TXYRUSEPNR=1,3)..... | 171 | 0.29 |

(TXYRUSETRQ)
TXYRUSETRQ2 Len : 1 RC-RCVD TREATMENT FOR TRANQUILIZERS IN PAST YEAR

| | Freq | Pct |
|---------------------------------|-------------|------------|
| 0 = No/Unknown (Otherwise)..... | 57977 | 99.90 |
| 1 = Yes (TXYRUSETRQ=1,3)..... | 57 | 0.10 |

(TXYRUSESTM)
TXYRUSESTM2 Len : 1 RC-RCVD TREATMENT FOR STIMULANTS IN PAST YEAR

| | Freq | Pct |
|---------------------------------|-------------|------------|
| 0 = No/Unknown (Otherwise)..... | 58000 | 99.94 |
| 1 = Yes (TXYRUSESTM=1,3)..... | 34 | 0.06 |

(TXYRUSESED)
TXYRUSESED2 Len : 1 RC-RCVD TREATMENT FOR SEDATIVES IN PAST YEAR

| | Freq | Pct |
|---------------------------------|-------------|------------|
| 0 = No/Unknown (Otherwise)..... | 58001 | 99.94 |
| 1 = Yes (TXYRUSESED=1,3)..... | 33 | 0.06 |

RECODED DRUG TREATMENT

The following variable, TXYRUSEPSY, was created by examination of the receipt of treatment in the past year for pain relievers (TXYRUSEPNR2), tranquilizers (TXYRUSETRQ2), sedatives (TXYRUSESED2), and stimulants (TXYRUSESTM2).

(TXYRUSEPNR2, TXYRUSESED2, TXYRUSESTM2, TXYRUSETRQ2)
TXYRUSEPSY Len : 1 RC-RCVD TREATMENT FOR PSYCHOTHERAPEUTICS IN PY

| | Freq | Pct |
|--------------------------------------|-------|-------|
| 0 = No/Unknown (Otherwise)..... | 57835 | 99.66 |
| 1 = Yes (Any source variable=1)..... | 199 | 0.34 |

(TXYRUSESED2, TXYRUSETRQ2)
TXYRUSETRSD Len : 1 RC-RCVD TREATMENT FOR TRQ OR SED IN PAST YEAR

| | Freq | Pct |
|---|-------|-------|
| 0 = No/Unknown (Otherwise)..... | 57965 | 99.88 |
| 1 = Yes (TXYRUSETRQ2=1 or TXYRUSESED2=1)..... | 69 | 0.12 |

(TXYRUSEHER2, TXYRUSEPNR2)
TXYRUSEOPI Len : 1 RC-RCVD TREATMENT FOR OPIOIDS IN PAST YEAR

| | Freq | Pct |
|---|-------|-------|
| 0 = No/Unknown (Otherwise)..... | 57778 | 99.56 |
| 1 = Yes (TXYRUSEHER2=1 or TXYRUSEPNR2=1)..... | 256 | 0.44 |

(TXYRUSECOC2, TXYRUSEMTH2, TXYRUSESTM2)
TXYRUSECNS Len : 1 RC-RCVD TREATMENT FOR CNS STIM IN PAST YEAR

| | Freq | Pct |
|--|-------|-------|
| 0 = No/Unknown (Otherwise)..... | 57820 | 99.63 |
| 1 = Yes (TXYRUSESTM2=1 or TXYRUSECOC2=1 or TXYRUSEMTH2=1)..... | 214 | 0.37 |

NOTE: The following 6 recoded variables contain payment information about respondent's last or current treatment.

(TXLTPYHINS)
TXLTPYHINS2 Len : 1 RC-LAST/CURR ILL DRG/ALC TRT PAID FOR BY INSURANCE

| | Freq | Pct |
|---------------------------------|-------|-------|
| 0 = No/Unknown (Otherwise)..... | 57619 | 99.28 |
| 1 = Yes (TXLTPYHINS=1,3)..... | 415 | 0.72 |

(TXLTPYMCRE)
TXLTPYMCRE2 Len : 1 RC-LAST/CURR ILL DRG/ALC TRT PAID FOR BY MEDICARE

| | Freq | Pct |
|---------------------------------|-------|-------|
| 0 = No/Unknown (Otherwise)..... | 57730 | 99.48 |
| 1 = Yes (TXLTPYMCRE=1,3)..... | 304 | 0.52 |

(TXLTPYMCAD)
TXLTPYMCAD2 Len : 1 RC-LAST/CURR ILL DRG/ALC TRT PAID FOR BY MEDICAID

| | Freq | Pct |
|---------------------------------|-------|-------|
| 0 = No/Unknown (Otherwise)..... | 57647 | 99.33 |
| 1 = Yes (TXLTPYMCAD=1,3)..... | 387 | 0.67 |

(TXLTPYPUBL)
TXLTPYPUBL2 Len : 1 RC-LAST/CURR ILL DRG/ALC TRT PAID FOR BY PUBLIC ASST

| | Freq | Pct |
|---------------------------------|-------|-------|
| 0 = No/Unknown (Otherwise)..... | 57817 | 99.63 |
| 1 = Yes (TXLTPYPUBL=1,3)..... | 217 | 0.37 |

(TXLTPYSVNG)
TXLTPYSVNG2 Len : 1 RC-LAST/CURR ILL DRG/ALC TRT PAID FOR BY OWN SAVINGS

| | Freq | Pct |
|---------------------------------|-------|-------|
| 0 = No/Unknown (Otherwise)..... | 57684 | 99.40 |
| 1 = Yes (TXLTPYSVNG=1,3)..... | 350 | 0.60 |

RECODED DRUG TREATMENT

(TXLTPYEMPL)
TXLTPYEMPL2

Len : 1 RC-LAST/CURR ILL DRG/ALC TRT PAID FOR BY EMPLOYER

| | Freq | Pct |
|---------------------------------|-------|-------|
| 0 = No/Unknown (Otherwise)..... | 57996 | 99.93 |
| 1 = Yes (TXLTPYEMPL=1,3) | 38 | 0.07 |

NOTE: The following seven recoded variables contain information about receiving treatment at a specialty facility in the past year.

A respondent was classified as receiving treatment in the past year for alcohol use at a specialty facility, TXYRSPALC, that is a hospital (inpatient), a rehabilitation facility (in or outpatient), or at a mental health center if they met either of these conditions:

1. Reported receiving only alcohol treatment in the past year (TXYRALDGB=1, 4, 11) and that treatment was received at one of the four specialty facilities (TXYRHOSOV=1, 3, 5 or TXYRRESOV=1, 3, 5 or TXYROUTPT=1, 3, 5 or TXYRMHCOP=1, 3, 5 or TXYROTHSP2=21, 22, 23, 24, 45, 46, 56, 64, 76, 81, 86).
2. Reported receiving both illicit drug and alcohol treatment in the past year (TXYRALDGB=3, 6) and reported specifically receiving alcohol treatment at one of the four specialty facilities in the follow-up questions (TXYRHOSAD=1, 3 or TXYRRESAD=1, 3 or TXYROUTAD=1, 3 or TXYRMHCAD=1, 3 or (TXYROTHSP2=21, 22, 23, 24, 45, 46, 56, 64, 76, 81, 86 and TXYROTHAD=1, 3)).

(TXYRHOSAD, TXYRHOSOV, TXYRMHCAD, TXYRMHCOP, TXYROTHAD, TXYROTHSP2, TXYROUTAD, TXYROUTPT, TXYRRESAD, TXYRRESOV, TXYRUSEADB)

TXYRSPALC

Len : 1 RC-RCVD TRMT AT SPEC FAC FOR ALC - PST YR

| | Freq | Pct |
|-----------------------------------|-------|-------|
| 0 = No/Unknown (Otherwise)..... | 57734 | 99.48 |
| 1 = Yes (See comment above) | 300 | 0.52 |

A respondent was classified as receiving treatment in the past year for illicit drug use at a specialty facility, TXYRSPILL, that is a hospital (inpatient), a rehabilitation facility (in or outpatient), or a mental health center if they met either of these conditions:

1. Reported receiving only illicit drug treatment in the past year (TXYRALDGB=2, 5, 12) and that treatment was received at one of the four specialty facilities (TXYRHOSOV=1, 3, 5 or TXYRRESOV=1, 3, 5 or TXYROUTPT=1, 3, 5 or TXYRMHCOP=1, 3, 5 or TXYROTHSP2=21, 22, 23, 24, 45, 46, 56, 64, 76, 81, 86).
2. Reported receiving both illicit drug and alcohol treatment in the past year (TXYRALDGB=3, 6) and reported specifically receiving illicit drug treatment at one of the four specialty facilities in the follow-up questions (TXYRHOSAD=2, 3 or TXYRRESAD=2, 3 or TXYROUTAD=2, 3 or TXYRMHCAD=2, 3 or (TXYROTHSP2=21, 22, 23, 24, 45, 46, 56, 64, 76, 81, 86 and TXYROTHAD=2, 3)).

(TXYRHOSAD, TXYRHOSOV, TXYRMHCAD, TXYRMHCOP, TXYROTHAD, TXYROTHSP2, TXYROUTAD, TXYROUTPT, TXYRRESAD, TXYRRESOV, TXYRUSEADB)

TXYRSPILL

Len : 1 RC-RCVD TRMT AT SPEC FAC FOR ILL DRG - PST YR

| | Freq | Pct |
|-----------------------------------|-------|-------|
| 0 = No/Unknown (Otherwise)..... | 57644 | 99.33 |
| 1 = Yes (See comment above) | 390 | 0.67 |

RECODED DRUG TREATMENT

A respondent was classified as receiving treatment in the past year for alcohol use but not illicit drug use at a specialty facility, TXYSPALNIL, that is a hospital (inpatient), a rehabilitation facility (in or outpatient), or at a mental health center if they met one of the following conditions:

1. Reported receiving only alcohol treatment in the past year (TXYRALDGB=1) and that treatment was received at a specialty facility (TXYRHOSOV=1, 3, 5 or TXYRRESOV=1, 3, 5 or TXYROUTPT=1, 3, 5 or TXYRMHCOP=1, 3, 5 or TXYROTHSP2=21, 22, 23, 24, 45, 46, 56, 64, 76, 81, 86).
2. Reported receiving only alcohol treatment in the past year but also reported receiving treatment for illicit drug use during their last or current treatment (TXYRALDGB=11), the reported alcohol treatment was received at one of the four specialty facilities (TXYRHOSOV=1, 3, 5 or TXYRRESOV=1, 3, 5 or TXYROUTPT=1, 3, 5 or TXYRMHCOP=1, 3, 5 or TXYROTHSP2=21, 22, 23, 24, 45, 46, 56, 64, 76, 81, 86), and their last or current treatment was not at one of the four specialty facilities (TXLTCURRSP=0).
3. Reported receiving both illicit drug and alcohol treatment in the past year (TXYRALDGB=3, 6) and reported specifically receiving only alcohol treatment at one of the four specialty facilities in the follow-up questions (TXYRHOSAD=1 or TXYRRESAD=1 or TXYROUTAD=1 or TXYRMHCAD=1 or (TXYROTHAD=1 and TXYROTHSP2=21, 22, 23, 24, 45, 46, 56, 64, 76, 81, 86)) but did not report specifically receiving illicit drug treatment or illicit drug and alcohol treatment at one of the four specialty facilities in the follow-up questions (TXYRHOSAD NE 2, 3 or TXYRRESAD NE 2, 3 or TXYROUTAD NE 2, 3 or TXYRMHCAD NE 2, 3 or (TXYROTHAD NE 2, 3 and TXYROTHSP2=21, 22, 23, 24, 45, 46, 56, 64, 76, 81, 86) or TXYROTHSP2 NE 21, 22, 23, 24, 45, 46, 56, 64, 76, 81, 86).

For the logically assigned levels of TXYRALDGB, the creation of this variable may be unclear; therefore, details for classifying respondents as not receiving alcohol only treatment at a specialty facility for these logically assigned levels are below:

1. Reported receiving alcohol treatment in the past year but illicit drug treatment status is unknown (TXYRALDGB=4) or reported receiving illicit drug treatment in the past year but alcohol treatment status is unknown (TXYRALDGB=5).
2. Reported receiving only illicit drug treatment in the past year but also reported receiving treatment for alcohol during their last or current treatment (TXYRALDGB=12).
3. Reported receiving only alcohol treatment in the past year but also reported receiving treatment for illicit drug use during their last or current treatment (TXYRALDGB=11) and the reported alcohol treatment was not at a specialty facility (TXYRHOSOV=2, 94, 97, 98 and TXYRRESOV=2, 94, 97, 98 and TXYROUTPT=2, 94, 97, 98 and TXYRMHCOP=2, 94, 97, 98 and TXYROTHSP2 NE 21, 22, 23, 24, 45, 46, 56, 64, 76, 81, 86).
4. Reported receiving only alcohol treatment in the past year but also reported receiving treatment for illicit drug use during their last or current treatment (TXYRALDGB=11) and their reported alcohol treatment was at a specialty facility (TXYRHOSOV=1, 3, 5 or TXYRRESOV=1, 3, 5 or TXYROUTPT=1, 3, 5 or TXYRMHCOP=1, 3, 5 or TXYROTHSP2=21, 22, 23, 24, 45, 46, 56, 64, 76, 81, 86) but their last or current treatment was at a specialty facility (TXLTCURRSP=1) and included treatment for illicit drug use.

(TXLTPYCURRSP, TXYRHOSAD, TXYRHOSOV, TXYRMHCAD, TXYRMHCOP, TXYROTHAD, TXYROTHSP2, TXYROUTAD, TXYROUTPT, TXYRRESAD, TXYRRESOV, TXYRUSEADB)

TXYSPALNIL Len : 1 RC-RCVD TRMT AT SPEC FAC FOR ALC NOT ILL DRG - PST YR

| | Freq | Pct |
|-----------------------------------|-------------|------------|
| 0 = No/Unknown (Otherwise)..... | 57877 | 99.73 |
| 1 = Yes (See comment above) | 157 | 0.27 |

RECODED DRUG TREATMENT

A respondent was classified as receiving treatment in the past year for illicit drug use but not alcohol use at a specialty facility, TXYSPILNAL, that is a hospital (inpatient), a rehabilitation facility (in or outpatient), or at a mental health center if they met one of the following conditions:

1. Reported receiving only illicit drug treatment in the past year (TXYRALDGB=2) and that treatment was received at a specialty facility (TXYRHOSOV=1, 3, 5 or TXYRRESOV=1, 3, 5 or TXYROUTPT=1, 3, 5 or TXYRMHCOP=1, 3, 5 or TXYROTHSP2=21, 22, 23, 24, 45, 46, 56, 64, 76, 81, 86).
2. Reported receiving only illicit drug treatment in the past year but also reported receiving treatment for alcohol use during their last or current treatment (TXYRALDGB=12), the reported illicit drug treatment was received at one of the four specialty facilities (TXYRHOSOV=1, 3, 5 or TXYRRESOV=1, 3, 5 or TXYROUTPT=1, 3, 5 or TXYRMHCOP=1, 3, 5 or TXYROTHSP2=21, 22, 23, 24, 45, 46, 56, 64, 76, 81, 86), and their last or current treatment was not at one of the four specialty facilities (TXLTCURRSP=0).
3. Reported receiving both illicit drug and alcohol treatment in the past year (TXYRALDGB=3, 6) and reported specifically receiving only illicit drug treatment at one of the four specialty facilities in the follow-up questions (TXYRHOSAD=2 or TXYRRESAD=2 or TXYROUTAD=2 or TXYRMHCAD=2 or (TXYROTHAD=2 and TXYROTHSP2=21, 22, 23, 24, 45, 46, 56, 64, 76, 81, 86)) but did not report specifically receiving alcohol treatment or illicit drug and alcohol treatment at one of the four specialty facilities in the follow-up questions (TXYRHOSAD NE 1, 3 or TXYRRESAD NE 1, 3 or TXYROUTAD NE 1, 3 or TXYRMHCAD NE 1, 3 or (TXYROTHAD NE 1, 3 and TXYROTHSP2=21, 22, 23, 24, 45, 46, 56, 64, 76, 81, 86) or TXYROTHSP2 NE 21, 22, 23, 24, 45, 46, 56, 64, 76, 81, 86).

For the logically assigned levels of TXYRALDGB, the creation of this variable may be unclear; therefore, details for classifying respondents as not receiving illicit drug only treatment at a specialty facility for these logically assigned levels are below:

1. Reported receiving alcohol treatment in the past year but illicit drug treatment status is unknown (TXYRALDGB=4) or reported receiving illicit drug treatment in the past year but alcohol treatment status is unknown (TXYRALDGB=5).
2. Reported receiving only alcohol treatment in the past year but also reported receiving treatment for illicit drugs during their last or current treatment (TXYRALDGB=11).
3. Reported receiving only illicit drug treatment in the past year but also reported receiving treatment for alcohol use during their last or current treatment (TXYRALDGB=12) and the reported illicit drug treatment was not at a specialty facility (TXYRHOSOV=2, 94, 97, 98 and TXYRRESOV=2, 94, 97, 98 and TXYROUTPT=2, 94, 97, 98 and TXYRMHCOP=2, 94, 97, 98 and TXYROTHSP2 NE 21, 22, 23, 24, 45, 46, 56, 64, 76, 81, 86).
4. Reported receiving only illicit drug treatment in the past year but also reported receiving treatment for alcohol use during their last or current treatment (TXYRALDGB=12) and their reported illicit drug treatment was at a specialty facility (TXYRHOSOV=1, 3, 5 or TXYRRESOV=1, 3, 5 or TXYROUTPT=1, 3, 5 or TXYRMHCOP=1, 3, 5 or TXYROTHSP2=21, 22, 23, 24, 45, 46, 56, 64, 76, 81, 86) but their last or current treatment was at a specialty facility (TXLTCURRSP=1) and included treatment for alcohol use.

(TXLTPYCURRSP, TXYRHOSAD, TXYRHOSOV, TXYRMHCAD, TXYRMHCOP, TXYROTHAD, TXYROTHSP2, TXYROUTAD, TXYROUTPT, TXYRRESAD, TXYRRESOV, TXYRUSEADB)
TXYSPILNAL Len : 1 RC-RCVD TRMT AT SPEC FAC FOR ILL DRG NOT ALC - PST YR

| | Freq | Pct |
|-----------------------------------|-------------|------------|
| 0 = No/Unknown (Otherwise)..... | 57785 | 99.57 |
| 1 = Yes (See comment above) | 249 | 0.43 |

A respondent was classified as receiving treatment in the past year for illicit drug or alcohol use at a specialty facility, TXYRSPILAL, if they reported receiving treatment for illicit drug or alcohol use in the past year (TXYRRECVD=1, 3) and treatment was received at either a hospital (inpatient), or rehabilitation facility (in or outpatient), or a mental health center (TXYRHOSOV=1, 3, 5 or TXYRRESOV=1, 3, 5 or TXYROUTPT= 1, 3, 5 or TXYRMHCOP=1, 3, 5 or TXYROTHSP2=21, 22, 23, 24, 45, 46, 56, 64, 76, 81, 86).

(TXYRHOSOV, TXYRMHCOP, TXYROTHSP2, TXYROUTPT, TXYRRECVD, TXYRRESOV)
TXYRSPILAL Len : 1 RC-RCVD TRMT AT SPEC FAC FOR ILL DRG OR ALC - PST YR

| | Freq | Pct |
|-----------------------------------|-------------|------------|
| 0 = No/Unknown (Otherwise)..... | 57417 | 98.94 |
| 1 = Yes (See comment above) | 617 | 1.06 |

(TXYRSPALC, TXYRSPILL)
TXYSILANAL Len : 1 RC-RCVD TRT AT SPEC FAC FOR ILL DRG AND ALC - PST YR

| | Freq | Pct |
|--|-------------|------------|
| 0 = No/Unknown (Otherwise)..... | 57893 | 99.76 |
| 1 = Yes (TXYRSPILL=1 and TXYRSPALC=1)..... | 141 | 0.24 |

(TXLTPYMNPLC2)
TXLTPYCURRSP Len : 1 RC-LAST/CURRENT TRT AT SPECIALTY FACILITY - PST YR

| | Freq | Pct |
|--|-------------|------------|
| 0 = No/Unknown (Otherwise)..... | 57573 | 99.21 |
| 1 = Yes (TXLTPYMNPLC2=1-4,21,22,23,24,45,46,56,64,76,81) | 461 | 0.79 |

RECODED DRUG TREATMENT

NOTE: The following 27 recoded variables contain information about where a respondent received treatment in the past year.

NOTE: The following nine recoded variables contain information about where a respondent received alcohol use treatment in the past year.

A respondent received treatment for alcohol use in the past year at the specified location if they met either of these conditions:

1. Received treatment in the past 12 months for both illicit drug and alcohol use (TXYRUSEADB=3, 6, 23) and reported a positive response to the specific treatment location (TXYRXXXXX=1, 3, 5) and reported receiving treatment at the specific location for alcohol use or both illicit drug and alcohol use (TXYRXXXAD=1, 3).
2. Received treatment in the past 12 months for alcohol use only (including respondents with unknown illicit drug use treatment, and respondents who reported receiving treatment for a specific illicit drug in the past year) (TXYRUSEADB=1, 4, 11, 21, 25) and reported a positive response to the specific treatment location (TXYRXXXXX=1, 3, 5).

(TXYRHOSAD, TXYRHOSOV, TXYRUSEADB)

| | | | |
|------------------|---|-------------|------------|
| <u>TXYRHOSAL</u> | Len : 1 RC-RCVD ALC TRT AT A HOSPITAL AS INP - PST YR | | |
| | 0 = No/Unknown (Otherwise)..... | Freq | Pct |
| | 1 = Yes (See comment above)..... | 57905 | 99.78 |
| | | 129 | 0.22 |

(TXYRRESAD, TXYRRESOV, TXYRUSEADB)

| | | | |
|------------------|--|-------------|------------|
| <u>TXYRRESAL</u> | Len : 1 RC-RCVD ALC TRT AT AN INP REHAB FAC - PST YR | | |
| | 0 = No/Unknown (Otherwise)..... | Freq | Pct |
| | 1 = Yes (See comment above TXYRHOSAL)..... | 57901 | 99.77 |
| | | 133 | 0.23 |

(TXYROUTAD, TXYROUTPT, TXYRUSEADB)

| | | | |
|------------------|---|-------------|------------|
| <u>TXYROUTAL</u> | Len : 1 RC-RCVD ALC TRT AT AN OUTP REHAB FAC - PST YR | | |
| | 0 = No/Unknown (Otherwise)..... | Freq | Pct |
| | 1 = Yes (See comment above TXYRHOSAL)..... | 57875 | 99.73 |
| | | 159 | 0.27 |

(TXYRMHCAD, TXYRMHCOP, TXYRUSEADB)

| | | | |
|------------------|--|-------------|------------|
| <u>TXYRMHCAL</u> | Len : 1 RC-RCVD ALC TRT AT A MNLT HLTH CNTR - PST YR | | |
| | 0 = No/Unknown (Otherwise)..... | Freq | Pct |
| | 1 = Yes (See comment above TXYRHOSAL)..... | 57859 | 99.70 |
| | | 175 | 0.30 |

(TXYREMRAD, TXYREMRGN, TXYRUSEADB)

| | | | |
|------------------|---|-------------|------------|
| <u>TXYREMRAL</u> | Len : 1 RC-RCVD ALC TRT AT AN EMERGENCY ROOM - PST YR | | |
| | 0 = No/Unknown (Otherwise)..... | Freq | Pct |
| | 1 = Yes (See comment above TXYRHOSAL)..... | 57970 | 99.89 |
| | | 64 | 0.11 |

(TXYRDRPAD, TXYRDRPRV, TXYRUSEADB)

| | | | |
|------------------|---|-------------|------------|
| <u>TXYRDRPAL</u> | Len : 1 RC-RCVD ALC TRT AT A DOCTOR'S OFFICE - PST YR | | |
| | 0 = No/Unknown (Otherwise)..... | Freq | Pct |
| | 1 = Yes (See comment above TXYRHOSAL)..... | 57935 | 99.83 |
| | | 99 | 0.17 |

(TXYRPRIAD, TXYRPRI SN, TXYRUSEADB)

| | | | |
|------------------|---|-------------|------------|
| <u>TXYRPRIAL</u> | Len : 1 RC-RCVD ALC TRT AT A PRISON/JAIL - PST YR | | |
| | 0 = No/Unknown (Otherwise)..... | Freq | Pct |
| | 1 = Yes (See comment above TXYRHOSAL)..... | 58007 | 99.95 |
| | | 27 | 0.05 |

(TXYRSLFAD, TXYRSLFHP, TXYRUSEADB)

| | | | |
|------------------|---|-------------|------------|
| <u>TXYRSLFAL</u> | Len : 1 RC-RCVD ALC TRT AT A SELF-HELP GROUP - PST YR | | |
| | 0 = No/Unknown (Otherwise)..... | Freq | Pct |
| | 1 = Yes (See comment above TXYRHOSAL)..... | 57816 | 99.62 |
| | | 218 | 0.38 |

RECODED DRUG TREATMENT

(*TXYRTELE, TXYRUSEADB*)

| | | | |
|-------------------|---|-------------|------------|
| <u>TXYRTELEAL</u> | Len : 1 RV-RCVD VIRTUAL TREATMENT FOR ALCOHOL USE - PAST YEAR | | |
| | 0 = No/Unknown (Otherwise)..... | Freq | Pct |
| | 1 = Yes (See comment above TXYRHOSAL)..... | 57800 | 99.60 |
| | | 234 | 0.40 |

NOTE: The following nine recoded variables contain information about where a respondent received illicit drug use treatment in the past year.

A respondent received treatment for illicit drug use in the past year at the specified location if they met either of these conditions:

1. Received treatment in the past 12 months for both illicit drug and alcohol use (TXYRUSEADB=3, 6, 23) and reported a positive response to the specific treatment location (TXYRXXXXX=1, 3, 5) and reported receiving treatment at the specific location for illicit drug use or both illicit drug and alcohol use (TXYRXXXAD=2, 3).
2. Received treatment in the past 12 months for illicit drug use only (including respondents with unknown alcohol use treatment) (TXYRUSEADB=2, 5, 12) and reported a positive response to the specific treatment location (TXYRXXXXX=1, 3, 5).

(*TXYRHOSAD, TXYRHOSOV, TXYRUSEADB*)

| | | | |
|------------------|--|-------------|------------|
| <u>TXYRHOSIL</u> | Len : 1 RC-RCVD ILL DRUG TRT AT A HOSPITAL AS INP - PST YR | | |
| | 0 = No/Unknown (Otherwise)..... | Freq | Pct |
| | 1 = Yes (See comment above)..... | 57911 | 99.79 |
| | | 123 | 0.21 |

(*TXYRRESAD, TXYRRESOV, TXYRUSEADB*)

| | | | |
|------------------|---|-------------|------------|
| <u>TXYRRESIL</u> | Len : 1 RC-RCVD ILL DRUG TRT AT AN INP REHAB FAC - PST YR | | |
| | 0 = No/Unknown (Otherwise)..... | Freq | Pct |
| | 1 = Yes (See comment above TXYRHOSIL)..... | 57911 | 99.79 |
| | | 123 | 0.21 |

(*TXYROUTAD, TXYROUTPT, TXYRUSEADB*)

| | | | |
|------------------|--|-------------|------------|
| <u>TXYROUTIL</u> | Len : 1 RC-RCVD ILL DRUG TRT AT AN OUTP REHAB FAC - PST YR | | |
| | 0 = No/Unknown (Otherwise)..... | Freq | Pct |
| | 1 = Yes (See comment above TXYRHOSIL)..... | 57775 | 99.55 |
| | | 259 | 0.45 |

(*TXYRMHCAD, TXYRMHCOP, TXYRUSEADB*)

| | | | |
|------------------|---|-------------|------------|
| <u>TXYRMHCIL</u> | Len : 1 RC-RCVD ILL DRUG TRT AT A MNTH HLTH CNTR - PST YR | | |
| | 0 = No/Unknown (Otherwise)..... | Freq | Pct |
| | 1 = Yes (See comment above TXYRHOSIL)..... | 57796 | 99.59 |
| | | 238 | 0.41 |

(*TXYREMRAD, TXYREMRGN, TXYRUSEADB*)

| | | | |
|------------------|--|-------------|------------|
| <u>TXYREMRIL</u> | Len : 1 RC-RCVD ILL DRUG TRT AT AN EMERGENCY ROOM - PST YR | | |
| | 0 = No/Unknown (Otherwise)..... | Freq | Pct |
| | 1 = Yes (See comment above TXYRHOSIL)..... | 57974 | 99.90 |
| | | 60 | 0.10 |

(*TXYDRPAD, TXYDRPRV, TXYRUSEADB*)

| | | | |
|-----------------|--|-------------|------------|
| <u>TXYDRPIL</u> | Len : 1 RC-RCVD ILL DRUG TRT AT A DOCTOR'S OFFICE - PST YR | | |
| | 0 = No/Unknown (Otherwise)..... | Freq | Pct |
| | 1 = Yes (See comment above TXYRHOSIL)..... | 57882 | 99.74 |
| | | 152 | 0.26 |

(*TXYRPRIAD, TXYRPRI SN, TXYRUSEADB*)

| | | | |
|------------------|--|-------------|------------|
| <u>TXYRPRIIL</u> | Len : 1 RC-RCVD ILL DRUG TRT AT A PRISON/JAIL - PST YR | | |
| | 0 = No/Unknown (Otherwise)..... | Freq | Pct |
| | 1 = Yes (See comment above TXYRHOSIL)..... | 57987 | 99.92 |
| | | 47 | 0.08 |

(*TXYRSLFAD, TXYRSLFHP, TXYRUSEADB*)

| | | | |
|------------------|--|-------------|------------|
| <u>TXYRSLFIL</u> | Len : 1 RC-RCVD ILL DRUG TRT AT A SELF-HELP GROUP - PST YR | | |
| | 0 = No/Unknown (Otherwise)..... | Freq | Pct |
| | 1 = Yes (See comment above TXYRHOSIL)..... | 57832 | 99.65 |
| | | 202 | 0.35 |

RECODED DRUG TREATMENT

(TXYRTELE, TXYRUSEADB)

| | | | |
|-------------------|--|-------------|------------|
| <u>TXYRTELEIL</u> | Len : 1 RV-RCVD VIRTUAL TREATMENT FOR ILL DRUG USE - PAST YEAR | | |
| | 0 = No/Unknown (Otherwise)..... | Freq | Pct |
| | 1 = Yes (See comment above TXYRHOSIL) | 57742 | 99.50 |
| | | 292 | 0.50 |

NOTE: The following nine recoded variables contain information about where a respondent received illicit drug or alcohol use treatment in the past year.

(TXYRHOSOV)

| | | | |
|-------------------|---|-------------|------------|
| <u>TXYRHOSOV2</u> | Len : 1 RC-RCVD ILL DRG/ALC TRT AT A HOSPITAL AS INP - PST YR | | |
| | 0 = No/Unknown (Otherwise)..... | Freq | Pct |
| | 1 = Yes (TXYRHOSOV=1,3,5)..... | 57812 | 99.62 |
| | | 222 | 0.38 |

(TXYRRESOV)

| | | | |
|-------------------|--|-------------|------------|
| <u>TXYRRESOV2</u> | Len : 1 RC-RCVD ILL DRG/ALC TRT AT AN INP REHAB FAC - PST YR | | |
| | 0 = No/Unknown (Otherwise)..... | Freq | Pct |
| | 1 = Yes (TXYRRESOV=1,3,5) | 57804 | 99.60 |
| | | 230 | 0.40 |

(TXYROUTPT)

| | | | |
|-------------------|---|-------------|------------|
| <u>TXYROUTPT2</u> | Len : 1 RC-RCVD ILL DRG/ALC TRT AT AN OUTP REHAB FAC - PST YR | | |
| | 0 = No/Unknown (Otherwise)..... | Freq | Pct |
| | 1 = Yes (TXYROUTPT=1,3,5)..... | 57665 | 99.36 |
| | | 369 | 0.64 |

(TXYRMHCOP)

| | | | |
|-------------------|--|-------------|------------|
| <u>TXYRMHCOP2</u> | Len : 1 RC-RCVD ILL DRG/ALC TRT AT A MNTH HLTH CNTR - PST YR | | |
| | 0 = No/Unknown (Otherwise)..... | Freq | Pct |
| | 1 = Yes (TXYRMHCOP=1,3,5) | 57676 | 99.38 |
| | | 358 | 0.62 |

(TXYREMRGN)

| | | | |
|-------------------|---|-------------|------------|
| <u>TXYREMRGN2</u> | Len : 1 RC-RCVD ILL DRG/ALC TRT AT AN EMERGENCY ROOM - PST YR | | |
| | 0 = No/Unknown (Otherwise)..... | Freq | Pct |
| | 1 = Yes (TXYREMRGN=1,3,5)..... | 57912 | 99.79 |
| | | 122 | 0.21 |

(TXYRDRPRV)

| | | | |
|-------------------|---|-------------|------------|
| <u>TXYRDRPRV2</u> | Len : 1 RC-RCVD ILL DRG/ALC TRT AT A DOCTOR'S OFFICE - PST YR | | |
| | 0 = No/Unknown (Otherwise)..... | Freq | Pct |
| | 1 = Yes (TXYRDRPRV=1,3,5) | 57805 | 99.61 |
| | | 229 | 0.39 |

(TXYRPRISN)

| | | | |
|-------------------|---|-------------|------------|
| <u>TXYRPRISN2</u> | Len : 1 RC-RCVD ILL DRG/ALC TRT AT A PRISON/JAIL - PST YR | | |
| | 0 = No/Unknown (Otherwise)..... | Freq | Pct |
| | 1 = Yes (TXYRPRISN=1,3,5)..... | 57969 | 99.89 |
| | | 65 | 0.11 |

(TXYRSLFHP)

| | | | |
|-------------------|---|-------------|------------|
| <u>TXYRSLFHP2</u> | Len : 1 RC-RCVD ILL DRG/ALC TRT AT A SELF-HELP GROUP - PST YR | | |
| | 0 = No/Unknown (Otherwise)..... | Freq | Pct |
| | 1 = Yes (TXYRSLFHP=1,3,5)..... | 57677 | 99.38 |
| | | 357 | 0.62 |

(TXYRTELE)

| | | | |
|------------------|--|-------------|------------|
| <u>TXYRTELE2</u> | Len : 1 RC-RCVD VIRTUAL TREATMENT FOR ILL DRG OR ALC - PAST YEAR | | |
| | 0 = No/Unknown (Otherwise)..... | Freq | Pct |
| | 1 = Yes (TXYRTELE=1,3,5)..... | 57591 | 99.24 |
| | | 443 | 0.76 |

RECODED DRUG TREATMENT

NOTE: The following three recoded variables contain information about a respondent's need for treatment in the past year. TXND5YRALC, TXND5ILLMIS, and TXND5ILALMIS are based on DSM-5 use disorder criteria; recodes based on DSM-5 use disorder criteria were used starting with the 2020 Detailed Tables. Specific information about the DSM-5 use disorder criteria used in these recodes can be found in the Nicotine Dependence and Substance Use Disorder Appendix.

A respondent was classified as needing treatment for alcohol use in the past year, TXND5YRALC, if they met at least one of the following two criteria:

1. Alcohol use disorder in the past year (based on DSM-5 criteria) (IRPYUD5ALC=1)
2. Received treatment for alcohol use at a specialty facility in the past year including a hospital (inpatient), rehabilitation facility (in or outpatient), or mental health center (TXYRSPALC=1).

(IRPYUD5ALC, TXYRSPALC)

| | | | | |
|-------------------|---------|---|-------------|------------|
| <u>TXND5YRALC</u> | Len : 1 | RC-NEED TREATMENT FOR ALCOHOL USE - PAST YEAR - DSM-5 | | |
| | | | Freq | Pct |
| | | 0 = No/Unknown (Otherwise)..... | 51506 | 88.75 |
| | | 1 = Yes (See comment above)..... | 6528 | 11.25 |

A respondent was classified as needing treatment for illicit drug use in the past year, TXND5ILLMIS, if they met at least one of the following two criteria:

1. Illicit drug use disorder in the past year (based on DSM-5 criteria) (UD5ILLMIS=1)
2. Received treatment for illicit drug use at a specialty facility in the past year including a hospital (inpatient), rehabilitation facility (in or outpatient), or mental health center (TXYRSPILL=1).

(TXYRSPILL, UD5ILLMIS)

| | | | | |
|--------------------|---------|--|-------------|------------|
| <u>TXND5ILLMIS</u> | Len : 1 | RC-NEED TRT FOR ILL DRUG USE - PAST YEAR - DSM-5 - MIS | | |
| | | | Freq | Pct |
| | | 0 = No/Unknown (Otherwise)..... | 52885 | 91.13 |
| | | 1 = Yes (See comment above)..... | 5149 | 8.87 |

A respondent was classified as needing treatment for illicit drug or alcohol use in the past year, TXND5ILALMIS, if they met at least one of the following two criteria:

1. Illicit drug or alcohol use disorder (based on DSM-5 criteria) (UD5ILALMIS=1).
2. Received treatment for illicit drug or alcohol use at a specialty facility in the past year including a hospital (inpatient), rehabilitation facility (in or outpatient), or mental health center (TXYRSPILAL=1).

(TXYRSPILAL, UD5ILALMIS)

| | | | | |
|---------------------|---------|---|-------------|------------|
| <u>TXND5ILALMIS</u> | Len : 1 | RC-NEED TRT FOR SUBSTANCE USE - PAST YEAR-DSM-5 - MIS | | |
| | | | Freq | Pct |
| | | 0 = No/Unknown (Otherwise)..... | 48151 | 82.97 |
| | | 1 = Yes (See comment above)..... | 9883 | 17.03 |

NOTE: The following three recoded variables contain information about respondents feeling a need for treatment in the past year.

A respondent was classified as feeling a need for alcohol use treatment in the past year, NDFLTXALC, if they met either of these conditions:

1. Reported feeling a need for treatment for alcohol in the past year (NDTXYRADG=1, 11, 13 and NDTXYRALC=1, 3, 11, 13).
2. Reported feeling a need for ADDITIONAL treatment for alcohol in the past year (NDMORTXYR=1 and NDMORTALC=1).

(NDMORTALC, NDMORTXYR, NDTXYRADG, NDTXYRALC)

| | | | | |
|------------------|---------|---|-------------|------------|
| <u>NDFLTXALC</u> | Len : 1 | RC-FELT NEED FOR TRT FOR ALCOHOL USE - PST YR | | |
| | | | Freq | Pct |
| | | 1 = Yes (See comment above)..... | 181 | 0.31 |
| | | 2 = No/Unknown (Otherwise)..... | 57853 | 99.69 |

RECODED DRUG TREATMENT

A respondent was classified as feeling a need for illicit drug treatment in the past year, NDFLTXILL, if they met either of these conditions:

1. Reported feeling a need for illicit drug or alcohol use treatment in the past year (NDTXYRADG=1, 11, 13), and reported feeling a need for treatment for the use (or misuse for prescription drugs) of one or more illicit drugs in the past year (i.e., marijuana, cocaine, heroin, hallucinogens, inhalants, methamphetamine, pain relievers, tranquilizers, stimulants, or sedatives) (NDTXYRXXX=1, 3, 11, 13), or some other drug (NDTXYROTH=1, 3, 5, 11, 13).
2. Reported feeling a need for ADDITIONAL illicit drug use treatment or alcohol use treatment in the past year (NDMORTXYR=1), and reported feeling a need for ADDITIONAL treatment for the use (or misuse for prescription drugs) of one or more illicit drugs in the past year (i.e., marijuana, cocaine, heroin, hallucinogens, inhalants, methamphetamine, pain relievers, tranquilizers, stimulants, or sedatives) (NDMORTXXX=1), or some other drug (NDMORTOTH=1).

(NDMORTCOC, NDMORTHAL, NDMORTHER, NDMORTINH, NDMORTMRJ, NDMORTMTH, NDMORTOTH, NDMORTPNR, NDMORTSED, NDMORTSTM, NDMORTTRQ, NDMORTXYR, NDTXYRADG, NDTXYRCOC, NDTXYRHAL, NDTXYRHER, NDTXYRINH, NDTXYRMRJ, NDTXYRMTH, NDTXYROTH, NDTXYRPNR, NDTXYRSED, NDTXYRSTM, NDTXYRTRQ)

NDFLTXXILL Len : 1 RC-FELT NEED FOR TRT FOR ILLICIT DRUG USE - PST YR

| | Freq | Pct |
|-----------------------------------|-------|-------|
| 1 = Yes (See comment above) | 205 | 0.35 |
| 2 = No/Unknown (Otherwise)..... | 57829 | 99.65 |

(NDMORTXYR, NDTXYRADG)
NDFLTXXILAL Len : 1 RC-FELT NEED FOR TRT FOR ILL DRG OR ALC USE - PST YR

| | Freq | Pct |
|---|-------|-------|
| 1 = Yes (NDTXYRADG=1,11,13 or NDMORTXYR=1)..... | 327 | 0.56 |
| 2 = No/Unknown (Otherwise)..... | 57707 | 99.44 |

NOTE: The following three variables pertain to respondents feeling a need and making an effort to obtain treatment in the past year.

A respondent was classified as feeling a need for substance use treatment and making an effort to get substance use treatment in the past year, NDTXEFXXXX=1, if they felt a need for treatment for their substance use (NDFLTXXXX=1) and if they reported making an effort to get treatment (NDTXEFFRT=1,11) or reported making an effort to get ADDITIONAL treatment (NDMREFFRT=1). A respondent was classified as feeling a need for and NOT making an effort to get substance use treatment in the past year, NDTXEFTXXX=2, if they felt a need for treatment for their substance use (NDFLTXXXX=1) and if they made no effort/had unknown effort to get treatment (NDTXEFFRT=2, 12, 94, 97, 98) and made no effort/had unknown effort to get ADDITIONAL treatment (NDMREFFRT=2, 94, 97, 98).

(NDFLTXALC, NDMREFFRT, NDTXEFFRT)
NDTXEFTALC Len : 1 RC-FELT NEED/MADE EFFORT FOR TRT FOR ALCOHOL USE - PST YR

| | Freq | Pct |
|---|-------|-------|
| 1 = Felt Need and Made Effort (See comment above) | 72 | 0.12 |
| 2 = Felt Need and Made No/Unk Effort (See comment above)..... | 109 | 0.19 |
| 3 = Felt No/Unk Need for Alc Trt (NDFLTXALC=2)..... | 57853 | 99.69 |

(NDFLTXILL, NDMREFFRT, NDTXEFFRT)
NDTXEFTILL Len : 1 RC-FELT NEED/MADE EFFORT FOR TRT FOR ILL DRG USE - PST YR

| | Freq | Pct |
|---|-------|-------|
| 1 = Felt Need & Made Effort (See comment above NDTXEFTALC) | 83 | 0.14 |
| 2 = Felt Need & Made No/Unk Effort (See comment above NDTXEFTALC) | 122 | 0.21 |
| 3 = Felt No/Unk Need for Ill Drg Trt (NDFLTXILL=2)..... | 57829 | 99.65 |

(NDFLTXILAL, NDMREFFRT, NDTXEFFRT)
NDTXEFILAL Len : 1 RC-FLT NEED/MADE EFFORT FOR TRT FOR ILL DRG/ALC USE - PST YR

| | Freq | Pct |
|---|-------|-------|
| 1 = Felt Need & Made Effort (See comment above NDTXEFTALC) | 123 | 0.21 |
| 2 = Felt Need & Made No/Unk Effort (See comment above NDTXEFTALC) | 204 | 0.35 |
| 3 = Felt No/Unk Need for Ill Drg/Alc Trt (NDFLTXILAL=2)..... | 57707 | 99.44 |

RECODED DRUG TREATMENT

NOTE: The following three recoded variables define if a respondent needed treatment in the past year but did not receive treatment at a specialty facility (treatment gap). NOSPT5YRAL, TXNR5ILLMIS, and TXNR5ILALMIS are based on DSM-5 use disorder criteria; recodes based on DSM-5 use disorder criteria were used starting with the 2020 Detailed Tables. Specific information about the DSM-5 use disorder criteria used in these recodes can be found in the Nicotine Dependence and Substance Use Disorder Appendix.

The following variable, NOSPT5YRAL, is defined as needing alcohol treatment in the past year, but not receiving alcohol treatment at a specialty facility. This treatment measure is referred to as a treatment gap.

(TXND5YRALC, TXYRSPALC)

NOSPT5YRAL Len : 1 RC-NEED TRT FOR ALC USE, NOT RCVD TRT SPEC FAC-PST YR-DSM-5

| | Freq | Pct |
|---|-------|-------|
| 0 = No/Unknown (Otherwise)..... | 51806 | 89.27 |
| 1 = Yes (TXND5YRALC=1 and TXYRSPALC=0)..... | 6228 | 10.73 |

The following variable, TXNR5ILLMIS, is defined as needing illicit drug treatment in the past year, but not receiving illicit drug treatment at a specialty facility. This treatment measure is referred to as a treatment gap.

(TXND5ILLMIS, TXYRSPILL)

TXNR5ILLMIS Len : 1 RC-NEED TRT ILL DRG USE, NOT RCVD TRT SPC FAC-PY-DSM-5 - MIS

| | Freq | Pct |
|--|-------|-------|
| 0 = No/Unknown (Otherwise)..... | 53275 | 91.80 |
| 1 = Yes (TXND5ILLMIS=1 and TXYRSPILL=0)..... | 4759 | 8.20 |

The following variable, TXNR5ILALMIS, is defined as needing illicit drug or alcohol treatment in the past year, but not receiving illicit drug or alcohol treatment at a specialty facility. This treatment measure is referred to as a treatment gap.

(TXND5ILALMIS, TXYRSPILAL)

TXNR5ILALMIS Len : 1 RC-NEED TRT FOR SUB USE, NOT RCVD TRT SPC FAC-PY-DSM-5 -MIS

| | Freq | Pct |
|--|-------|-------|
| 0 = No/Unknown (Otherwise)..... | 48768 | 84.03 |
| 1 = Yes (TXND5ILALMIS=1 and TXYRSPILAL=0)..... | 9266 | 15.97 |

NOTE: The following 15 recoded variables contain respondent information about reasons for not receiving substance treatment in the past year or not receiving additional substance treatment in the past year.

(NDFLTXILAL, NDMRNOCOV, NDTXNOCOV)

NDRNNOCOV Len : 1 RC-FLT ND NO TRT/ADDL TRT PST YR B/C COULDNT AFFORD/NO INSUR

| | Freq | Pct |
|--|-------|-------|
| . = Felt No Need for Drg/Alc Trt Pst Yr (NDFLTXILAL=2)..... | 57707 | 99.44 |
| 0 = No/Unknown (Otherwise)..... | 252 | 0.43 |
| 1 = Yes (NDFLTXILAL=1 & (NDTXNOCOV or NDMRNOCOV=1,3,11,13))..... | 75 | 0.13 |

(NDFLTXILAL, NDMRNOTPY, NDTXNOTPY)

NDRNNOTPY Len : 1 RC-FLT ND NO TRT/ADDL TRT PST YR B/C INS DIDNT COVR TRT/COST

| | Freq | Pct |
|--|-------|-------|
| . = Felt No Need for Drg/Alc Trt Pst Yr (NDFLTXILAL=2)..... | 57707 | 99.44 |
| 0 = No/Unknown (Otherwise)..... | 292 | 0.50 |
| 1 = Yes (NDFLTXILAL=1 & (NDTXNOTPY or NDMRNOTPY=1,3,11,13))..... | 35 | 0.06 |

(NDFLTXILAL, NDMRTSPHR, NDTXTSPHR)

NDRNTSPHR Len : 1 RC-FLT ND NO TRT/ADDL TRT PST YR B/C NO TRANSPORTATION

| | Freq | Pct |
|--|-------|-------|
| . = Felt No Need for Drg/Alc Trt Pst Yr (NDFLTXILAL=2)..... | 57707 | 99.44 |
| 0 = No/Unknown (Otherwise)..... | 297 | 0.51 |
| 1 = Yes (NDFLTXILAL=1 & (NDTXTSPHR or NDMRTSPHR=1,3,11,13))..... | 30 | 0.05 |

(NDFLTXILAL, NDMRWANTD, NDTXWANTD)

NDRNWANTD Len : 1 RC-FLT ND NO TRT/ADDL TRT PST YR B/C TRT WNTD NOT OFERD

| | Freq | Pct |
|--|-------|-------|
| . = Felt No Need for Drg/Alc Trt Pst Yr (NDFLTXILAL=2)..... | 57707 | 99.44 |
| 0 = No/Unknown (Otherwise)..... | 280 | 0.48 |
| 1 = Yes (NDFLTXILAL=1 & (NDTXWANTD or NDMRWANTD=1,3,11,13))..... | 47 | 0.08 |

RECODED DRUG TREATMENT

(NDFLTXILAL, NDMRNSTOP, NDTXNSTOP)

NDTRNNSTOP Len : 1 RC-FLT ND NO TRT/ADDL TRT PST YR B/C NOT READY TO STOP USE

| | Freq | Pct |
|--|-------|-------|
| . = Felt No Need for Drg/Alc Trt Pst Yr (NDFLTXILAL=2) | 57707 | 99.44 |
| 0 = No/Unknown (Otherwise)..... | 192 | 0.33 |
| 1 = Yes (NDFLTXILAL=1 & (NDTXNSTOP or NDMRNSTOP=1,3,11,13))..... | 135 | 0.23 |

(NDFLTXILAL, NDMRPFULL, NDTXPFULL)

NDTRNPFULL Len : 1 RC-FLT ND NO TRT/ADDL TRT PST YR B/C NO OPENINGS IN PROGRAM

| | Freq | Pct |
|--|-------|-------|
| . = Felt No Need for Drg/Alc Trt Pst Yr (NDFLTXILAL=2) | 57707 | 99.44 |
| 0 = No/Unknown (Otherwise)..... | 306 | 0.53 |
| 1 = Yes (NDFLTXILAL=1 & (NDTXPFULL or NDMRPFULL=1,3,11,13))..... | 21 | 0.04 |

(NDFLTXILAL, NDMRDKWHR, NDTXDKWHR)

NDTRNDKWHR Len : 1 RC-FLT ND NO TRT/ADDL TRT PST YR B/C DIDNT KNOW WHERE TO GO

| | Freq | Pct |
|--|-------|-------|
| . = Felt No Need for Drg/Alc Trt Pst Yr (NDFLTXILAL=2) | 57707 | 99.44 |
| 0 = No/Unknown (Otherwise)..... | 258 | 0.44 |
| 1 = Yes (NDFLTXILAL=1 & (NDTXDKWHR or NDMRDKWHR=1,3,11,13))..... | 69 | 0.12 |

(NDFLTXILAL, NDMRNBRNG, NDTXNBRNG)

NDTRNBRNG Len : 1 RC-FLT ND NO TRT/ADDL TRT PST YR B/C NBR HAVE NEG OPIN

| | Freq | Pct |
|--|-------|-------|
| . = Felt No Need for Drg/Alc Trt Pst Yr (NDFLTXILAL=2) | 57707 | 99.44 |
| 0 = No/Unknown (Otherwise)..... | 279 | 0.48 |
| 1 = Yes (NDFLTXILAL=1 & (NDTXNBRNG or NDMRNBRNG=1,3,11,13))..... | 48 | 0.08 |

(NDFLTXILAL, NDMRJOBNG, NDTXJOBNG)

NDTRNJOBNG Len : 1 RC-FLT ND NO TRT/ADDL TRT PST YR B/C HAVE NEG EFFECT ON JOB

| | Freq | Pct |
|--|-------|-------|
| . = Felt No Need for Drg/Alc Trt Pst Yr (NDFLTXILAL=2) | 57707 | 99.44 |
| 0 = No/Unknown (Otherwise)..... | 267 | 0.46 |
| 1 = Yes (NDFLTXILAL=1 & (NDTXJOBNG or NDMRJOBNG=1,3,11,13))..... | 60 | 0.10 |

(NDFLTXILAL, NDMRNONED, NDTXNONED)

NDTRNNONED Len : 1 RC-FLT ND NO TRT/ADDL TRT PST YR B/C DIDNT FEEL NEED FOR TRT

| | Freq | Pct |
|--|-------|-------|
| . = Felt No Need for Drg/Alc Trt Pst Yr (NDFLTXILAL=2) | 57707 | 99.44 |
| 0 = No/Unknown (Otherwise)..... | 299 | 0.52 |
| 1 = Yes (NDFLTXILAL=1 & (NDTXNONED or NDMRNONED=1,3,11,13))..... | 28 | 0.05 |

(NDFLTXILAL, NDMRHANDL, NDTXHANDL)

NDTRNHANDL Len : 1 RC-FLT ND NO TRT/ADDL TRT PST YR B/C COULD HANDL PRB W/O TRT

| | Freq | Pct |
|--|-------|-------|
| . = Felt No Need for Drg/Alc Trt Pst Yr (NDFLTXILAL=2) | 57707 | 99.44 |
| 0 = No/Unknown (Otherwise)..... | 276 | 0.48 |
| 1 = Yes (NDFLTXILAL=1 & (NDTXHANDL or NDMRHANDL=1,3,11,13))..... | 51 | 0.09 |

(NDFLTXILAL, NDMRNOHLP, NDTXNOHLP)

NDTRNNOHLP Len : 1 RC-FLT ND NO TRT/ADDL TRT PST YR B/C DIDNT THINK WOULD HELP

| | Freq | Pct |
|--|-------|-------|
| . = Felt No Need for Drg/Alc Trt Pst Yr (NDFLTXILAL=2) | 57707 | 99.44 |
| 0 = No/Unknown (Otherwise)..... | 310 | 0.53 |
| 1 = Yes (NDFLTXILAL=1 & (NDTXNOHLP or NDMRNOHLP=1,3,11,13))..... | 17 | 0.03 |

(NDFLTXILAL, NDMRNTIME, NDTXNTIME)

NDTRNNTIME Len : 1 RC-FLT ND NO TRT/ADDL TRT PST YR B/C DIDNT HAVE TIME

| | Freq | Pct |
|--|-------|-------|
| . = Felt No Need for Drg/Alc Trt Pst Yr (NDFLTXILAL=2) | 57707 | 99.44 |
| 0 = No/Unknown (Otherwise)..... | 292 | 0.50 |
| 1 = Yes (NDFLTXILAL=1 & (NDTXNTIME or NDMRNTIME=1,3,11,13))..... | 35 | 0.06 |

RECODED DRUG TREATMENT

(*NDFLTXILAL, NDMRFNDOU, NDTXFNDOU*)

NDTRNFNDOU Len : 1 RC-FLT ND NO TRT/ADDL TRT PST YR B/C NOT WANT OTHRS FIND OUT

| | Freq | Pct |
|--|-------------|------------|
| . = Felt No Need for Drg/Alc Trt Pst Yr (NDFLTXILAL=2) | 57707 | 99.44 |
| 0 = No/Unknown (Otherwise)..... | 297 | 0.51 |
| 1 = Yes (NDFLTXILAL=1 & (NDTXFNDOU or NDMRFNDOU=1,3,11,13))..... | 30 | 0.05 |

The following variable, NDTRNMIMPT, was assigned a positive response if a respondent felt a need for substance use treatment in the past year (NDFLTXILAL=1) and reported the reason for not receiving treatment or not receiving additional treatment as some other reason than the 14 reasons listed above (NDTXMIMPT or NDMRMIMPT=16-33, 35-69). A negative response was assigned if a respondent felt a need for substance use treatment in the past year (NDFLTXILAL=1) but did not meet the above criteria for some other reason (NDTXMIMPT or NDMRMIMPT not equal to 16-33, 35-69).

(*NDFLTXILAL, NDMRMIMPT, NDTXMIMPT*)

NDTRNMIMPT Len : 1 RC-FLT ND NO TRT/ADDL TRT PST YR B/C SOME OTHER REASON

| | Freq | Pct |
|--|-------------|------------|
| . = Felt No Need for Drg/Alc Trt Pst Yr (NDFLTXILAL=2) | 57707 | 99.44 |
| 0 = No/Unknown (See comment above) | 311 | 0.54 |
| 1 = Yes (See comment above) | 16 | 0.03 |

HEALTH

HEALTH

The values in this section may be inconsistent with values for variables in other sections of the interview. Items in this section were edited when respondents legitimately skipped out of these items based on prior answers in earlier sections. Otherwise, variables in one section of the interview generally were not edited to make them consistent with variables in another section of the interview. This note applies to variables in this section marked by a¹.

The next questions are about your health and health care.

Are you currently pregnant?

(HLTH02)

PREGNANT

Len : 2 ARE YOU PREGNANT

| | Freq | Pct |
|--|-------|-------|
| 1 = Yes..... | 705 | 1.21 |
| 2 = No..... | 22196 | 38.25 |
| 85 = BAD DATA Logically assigned | 3 | 0.01 |
| 94 = DON'T KNOW | 27 | 0.05 |
| 97 = REFUSED | 13 | 0.02 |
| 98 = BLANK (NO ANSWER) | 441 | 0.76 |
| 99 = LEGITIMATE SKIP | 34649 | 59.70 |

NOTE: In the variable HTANSWER, reported preferences to answer in feet and inches or in inches only were combined into a single value. Reported preferences to answer in meters and centimeters or in centimeters only were combined into a single value.

This question asks about your height.

To answer in feet and inches, press 1. To answer in meters and centimeters, press 2. To answer in inches only, press 3. To answer in centimeters only, press 4. Then press [ENTER] to continue.

(HLTH04)

HTANSWER¹

Len : 2 PREFERRED WAY TO REPORT HEIGHT

| | Freq | Pct |
|--|-------|-------|
| 1 = Feet/inches or inches only..... | 54711 | 94.27 |
| 2 = Meters/cm or cm only | 1581 | 2.72 |
| 85 = BAD DATA Logically assigned | 7 | 0.01 |
| 94 = DON'T KNOW | 425 | 0.73 |
| 97 = REFUSED | 248 | 0.43 |
| 98 = BLANK (NO ANSWER) | 1062 | 1.83 |

NOTE: HTINCHE2 was recoded to inches from reports of heights in feet and inches, meters and centimeters, or centimeters only. Heights in meters and centimeters first were converted to centimeters. For respondents who chose to report their height in metric units, a conversion factor was applied of 0.393701 inches to 1 centimeter to produce a height in inches. HTINCHE2 was then rounded to the nearest integer and top coded at 75 inches and bottom coded at 55 inches.

About how tall are you, without shoes? First, please type in the number of feet, then press [ENTER].

Please type in the number of inches and then press [ENTER].

About how tall are you, without shoes? First, please type in the number of meters, then press [ENTER].

Please type in the number of centimeters and then press [ENTER].

(HLTH05, HLTH06A, HLTH06B, HLTH07, HLTH08A, HLTH08B)

HTINCHE2¹

Len : 3 HEIGHT IN INCHES WITHOUT SHOES - RECODE

| | Freq | Pct |
|---|-------|-------|
| RANGE = 55 - 75 | 55564 | 95.74 |
| 985 = BAD DATA Logically assigned | 167 | 0.29 |
| 994 = DON'T KNOW | 894 | 1.54 |
| 997 = REFUSED | 336 | 0.58 |
| 998 = BLANK (NO ANSWER)..... | 1073 | 1.85 |

HEALTH

The next question asks about your weight.

To answer in pounds, press 1. To answer in kilograms, press 2. Then press [ENTER] to continue.

(HLTH09)

WTANSWER¹

Len : 2 PREFERRED WAY TO REPORT WEIGHT

| | Freq | Pct |
|--|-------|-------|
| 1 = Pounds | 54773 | 94.38 |
| 2 = Kilograms | 1283 | 2.21 |
| 85 = BAD DATA Logically assigned | 8 | 0.01 |
| 94 = DON'T KNOW | 484 | 0.83 |
| 97 = REFUSED | 402 | 0.69 |
| 98 = BLANK (NO ANSWER) | 1084 | 1.87 |

NOTE: WTPOUND2 was recoded to pounds from reports of weights in kilograms. For respondents who chose to report their weight in kilograms, a conversion factor was applied of 2.20462 pounds to 1 kilogram to produce a weight in pounds. Females aged 12 to 44 who were currently pregnant were asked to report their weight before they got pregnant. WTPOUND2 was then rounded to the nearest integer and top coded at 295 pounds and bottom coded at 75 pounds.

About how much do you weigh? Please type in the number of pounds and then press [ENTER].

About how much do you weigh? Please type in the number of kilograms and then press [ENTER].

About how much did you weigh before you got pregnant? Please type in the number of pounds and then press [ENTER].

About how much did you weigh before you got pregnant? Please type in the number of kilograms and then press [ENTER].

(HLTH10, HLTH12, HLTH13, HLTH14)

WTPOUND2¹

Len : 3 WEIGHT IN POUNDS - RECODE

| | Freq | Pct |
|--|-------|-------|
| RANGE = 75 - 295 | 55272 | 95.24 |
| 9985 = BAD DATA Logically assigned | 168 | 0.29 |
| 9994 = DON'T KNOW | 937 | 1.61 |
| 9997 = REFUSED | 576 | 0.99 |
| 9998 = BLANK (NO ANSWER) | 1081 | 1.86 |

During the past 12 months, that is since DATEFILL, how many different times have you been treated in an emergency room for any reason?

(HLTH16)

NMERTMT2

Len : 3 # OF TIMES BEEN TREATED IN EMER ROOM PAST 12 MOS

| | Freq | Pct |
|-------------------------------|-------|-------|
| RANGE = 0 - 30 | 55956 | 96.42 |
| 31 = 31 or more | 31 | 0.05 |
| 994 = DON'T KNOW | 683 | 1.18 |
| 997 = REFUSED | 274 | 0.47 |
| 998 = BLANK (NO ANSWER) | 1090 | 1.88 |

During the past 12 months, have you stayed overnight or longer as an inpatient in a hospital?

(HLTH17)

INHOSPYR

Len : 2 STAYED OVERNIGHT AS INPNT IN HOSP PAST 12 MOS

| | Freq | Pct |
|--|-------|-------|
| 1 = Yes | 3792 | 6.53 |
| 2 = No | 52914 | 91.18 |
| 85 = BAD DATA Logically assigned | 15 | 0.03 |
| 94 = DON'T KNOW | 129 | 0.22 |
| 97 = REFUSED | 88 | 0.15 |
| 98 = BLANK (NO ANSWER) | 1096 | 1.89 |

HEALTH

During the past 12 months, how many nights were you an inpatient in a hospital?

(HLTH18)
NMNGTHS2

Len : 3 # NIGHTS STAYED IN HOSPITAL OVERNIGHT OR LONGER

| | Freq | Pct |
|---|-------|-------|
| RANGE = 1 - 30 | 3689 | 6.36 |
| 31 = 31 or more..... | 54 | 0.09 |
| 985 = BAD DATA Logically assigned | 6 | 0.01 |
| 994 = DON'T KNOW | 39 | 0.07 |
| 997 = REFUSED | 98 | 0.17 |
| 998 = BLANK (NO ANSWER)..... | 1234 | 2.13 |
| 999 = LEGITIMATE SKIP..... | 52914 | 91.18 |

During the past 12 months, how many times have you visited a doctor, nurse, physician assistant or nurse practitioner about your own health at a doctor's office, a clinic, or some other place?

(HLTH19)
NMVSOPT2

Len : 3 # OUTPATIENT VISITS PAST 12 MOS - RECODE

| | Freq | Pct |
|---|-------|-------|
| RANGE = 0 - 15 | 53944 | 92.95 |
| 16 = 16 - 20 times | 601 | 1.04 |
| 17 = 21 - 25 times | 236 | 0.41 |
| 18 = 26 - 30 times | 214 | 0.37 |
| 19 = 31+ times | 360 | 0.62 |
| 985 = BAD DATA Logically assigned | 15 | 0.03 |
| 994 = DON'T KNOW | 1338 | 2.31 |
| 997 = REFUSED | 224 | 0.39 |
| 998 = BLANK (NO ANSWER)..... | 1102 | 1.90 |

What is your best guess of how many times you have visited a doctor, nurse, physician assistant or nurse practitioner about your own health at a doctor's office, a clinic, or some other place in the past 12 months?

(HLTH19DK)
NMVSOEST

Len : 2 # TIMES VISITED DR ABOUT OWN HEALTH PST YR

| | Freq | Pct |
|--|-------|-------|
| 0 = I have not visited a Dr in the past 12 mos | 161 | 0.28 |
| 1 = 1 time..... | 131 | 0.23 |
| 2 = 2-3 times..... | 299 | 0.52 |
| 3 = 4-5 times..... | 196 | 0.34 |
| 4 = 6-7 times..... | 97 | 0.17 |
| 5 = 8-9 times..... | 69 | 0.12 |
| 6 = 10-12 times..... | 61 | 0.11 |
| 7 = 13-15 times..... | 35 | 0.06 |
| 8 = 16 or more times..... | 85 | 0.15 |
| 94 = DON'T KNOW..... | 305 | 0.53 |
| 97 = REFUSED | 121 | 0.21 |
| 98 = BLANK (NO ANSWER) | 1119 | 1.93 |
| 99 = LEGITIMATE SKIP..... | 55355 | 95.38 |

During the past 12 months, have you talked to a doctor, physician assistant, or nurse practitioner about your own health **over the phone, by email, or through video calling** instead of going to an in-person appointment?

(HLTHTELE)
TELEAPTYR

Len : 2 TALK TO DOC ABOUT HEALTH OVER PHONE/EMAIL/VIDEO PST 12 MOS

| | Freq | Pct |
|---------------------------------------|-------|-------|
| 1 = Yes..... | 19955 | 34.39 |
| 2 = No..... | 36646 | 63.15 |
| 85 = BAD DATA Logically assigned..... | 17 | 0.03 |
| 94 = DON'T KNOW..... | 204 | 0.35 |
| 97 = REFUSED | 100 | 0.17 |
| 98 = BLANK (NO ANSWER) | 1112 | 1.92 |

HEALTH

During the past 12 months, did any doctor or other health care professional ask, either in person or on a form, if you:

a. Smoke cigarettes or use any other tobacco products?

(HLTH20A)

HPUSETOB

Len : 2 HEALTH PROF ASKED PST 12 MOS: TOBACCO USE

| | Freq | Pct |
|---------------------------------------|-------|-------|
| 1 = Yes..... | 29676 | 51.14 |
| 2 = No..... | 14734 | 25.39 |
| 85 = BAD DATA Logically assigned..... | 17 | 0.03 |
| 94 = DON'T KNOW..... | 304 | 0.52 |
| 97 = REFUSED..... | 31 | 0.05 |
| 98 = BLANK (NO ANSWER)..... | 1627 | 2.80 |
| 99 = LEGITIMATE SKIP..... | 11645 | 20.07 |

b. Drink alcohol?

(HLTH20B)

HPUSEALC

Len : 2 HEALTH PROF ASKED PST 12 MOS: ALCOHOL USE

| | Freq | Pct |
|---------------------------------------|-------|-------|
| 1 = Yes..... | 29245 | 50.39 |
| 2 = No..... | 15181 | 26.16 |
| 85 = BAD DATA Logically assigned..... | 17 | 0.03 |
| 94 = DON'T KNOW..... | 296 | 0.51 |
| 97 = REFUSED..... | 23 | 0.04 |
| 98 = BLANK (NO ANSWER)..... | 1627 | 2.80 |
| 99 = LEGITIMATE SKIP..... | 11645 | 20.07 |

c. Use marijuana or other illegal drugs?

(HLTH20C)

HPUSEDRG

Len : 2 HEALTH PROF ASKED PST 12 MOS: DRUG USE

| | Freq | Pct |
|---------------------------------------|-------|-------|
| 1 = Yes..... | 24162 | 41.63 |
| 2 = No..... | 20181 | 34.77 |
| 85 = BAD DATA Logically assigned..... | 17 | 0.03 |
| 94 = DON'T KNOW..... | 377 | 0.65 |
| 97 = REFUSED..... | 23 | 0.04 |
| 98 = BLANK (NO ANSWER)..... | 1629 | 2.81 |
| 99 = LEGITIMATE SKIP..... | 11645 | 20.07 |

HEALTH

NOTE: If respondents reported that they last smoked cigarettes, used smokeless tobacco, or smoked cigars more than 12 months prior to their interview date and they did not smoke pipe tobacco in the past 30 days (or never smoked pipe tobacco), codes of 93 in HPQTT0B indicate that these respondents had not used tobacco products in the past 12 months. Respondents who smoked tobacco in a pipe in their lifetime were asked whether they did so in the past 30 days but they were not asked whether they smoked tobacco in a pipe more than 30 days ago but within the past 12 months. If respondents reported never using tobacco products or not using them in the past 12 months (including not smoking tobacco in a pipe in the past 30 days) and also that they did not have any health care visits in the past 12 months (emergency room visits, overnight hospitalizations, or outpatient visits, or telehealth encounters), indication that these respondents had not used tobacco products in the past 12 months or in their lifetime (as indicated by codes of 91 or 93) took precedence over assignment of codes to indicate that these respondents did not have any health care visits in the past 12 months. Codes of 99 in HPQTT0B applied to respondents who used tobacco products in the past 12 months or whose status as a tobacco user in the past 12 months was unknown but who did not have any health care visits in the past 12 months.

During the past 12 months, did any doctor or other health care professional advise you to quit smoking cigarettes or quit using any other tobacco products?

(HLTH21)
HPQTT0B

Len : 2 HEALTH PROF ADVISED YOU TO QUIT TOBACCO USE

| | Freq | Pct |
|--|-------|-------|
| 1 = Yes..... | 3951 | 6.81 |
| 2 = No..... | 5204 | 8.97 |
| 85 = BAD DATA Logically assigned..... | 8 | 0.01 |
| 91 = NEVER USED TOBACCO PRODUCTS..... | 29752 | 51.27 |
| 93 = DID NOT USE TOBACCO IN PAST 12 MOS (See note)..... | 15580 | 26.85 |
| 94 = DON'T KNOW..... | 9 | 0.02 |
| 97 = REFUSED..... | 10 | 0.02 |
| 98 = BLANK (NO ANSWER)..... | 607 | 1.05 |
| 99 = LEGITIMATE SKIP (No health care visits pst 12 mos)..... | 2913 | 5.02 |

NOTE: In HPALCAMT, HPALCFRQ, HPALCPRB, HPALCCUT, HPALCTX, and HPALCNOT, if respondents reported never using alcohol or not using it in the past 12 months and also that they did not have any health care visits in the past 12 months (emergency room visits, overnight hospitalizations, outpatient visits, or telehealth encounters), indication that respondents never used alcohol or did not use it in the past 12 months (as indicated by codes of 91 or 93) took precedence over assignment of codes to indicate that these respondents did not have any health care visits in the past 12 months. Codes of 99 in these variables applied to respondents who used alcohol in the past 12 months or whose status as a past year alcohol user was unknown but who did not have any health care visits in the past 12 months.

Please think about all of the talks you have had with a doctor or other health care professional during the past 12 months when you answer this question. Choose the statement or statements below that describe any discussions you may have had in person with a doctor or other health professional about your alcohol use.

Please think about [VISITFILL] during the past 12 months when you answer this question. Choose the statement or statements below that describe any discussion you may have had in person with a doctor or other health professional about your alcohol use.

To select more than one statement, press the space bar between each number you type. When you have finished, press [ENTER].

(HLTH221)
HPALCAMT

Len : 2 DOCTOR ASKED HOW MUCH YOU DRINK

| | Freq | Pct |
|---|-------|-------|
| 1 = Yes..... | 12521 | 21.58 |
| 2 = No (Not entered)..... | 3111 | 5.36 |
| 85 = BAD DATA Logically assigned..... | 4 | 0.01 |
| 91 = NEVER USED ALCOHOL..... | 16302 | 28.09 |
| 93 = DID NOT USE ALCOHOL IN THE PAST 12 MONTHS..... | 6899 | 11.89 |
| 94 = DON'T KNOW..... | 305 | 0.53 |
| 97 = REFUSED..... | 107 | 0.18 |
| 98 = BLANK (NO ANSWER)..... | 1045 | 1.80 |
| 99 = LEGITIMATE SKIP..... | 17740 | 30.57 |

HEALTH

(HLTH222)
HPALCFRQ

Len : 2 DOCTOR ASKED HOW OFTEN YOU DRINK

| | Freq | Pct |
|---|-------|-------|
| 1 = Yes..... | 12376 | 21.33 |
| 2 = No (Not entered)..... | 3256 | 5.61 |
| 85 = BAD DATA Logically assigned..... | 3 | 0.01 |
| 91 = NEVER USED ALCOHOL..... | 16302 | 28.09 |
| 93 = DID NOT USE ALCOHOL IN THE PAST 12 MONTHS..... | 6899 | 11.89 |
| 94 = DON'T KNOW..... | 305 | 0.53 |
| 97 = REFUSED..... | 107 | 0.18 |
| 98 = BLANK (NO ANSWER)..... | 1046 | 1.80 |
| 99 = LEGITIMATE SKIP..... | 17740 | 30.57 |

(HLTH223)
HPALCPRB

Len : 2 DOCTOR ASKED IF ANY DRINKING PROBS

| | Freq | Pct |
|---|-------|-------|
| 1 = Yes..... | 2965 | 5.11 |
| 2 = No (Not entered)..... | 12667 | 21.83 |
| 91 = NEVER USED ALCOHOL..... | 16302 | 28.09 |
| 93 = DID NOT USE ALCOHOL IN THE PAST 12 MONTHS..... | 6899 | 11.89 |
| 94 = DON'T KNOW..... | 305 | 0.53 |
| 97 = REFUSED..... | 107 | 0.18 |
| 98 = BLANK (NO ANSWER)..... | 1049 | 1.81 |
| 99 = LEGITIMATE SKIP..... | 17740 | 30.57 |

(HLTH224)
HPALCCUT

Len : 2 DOCTOR ADVISED YOU TO CUT DOWN ON DRINKING

| | Freq | Pct |
|---|-------|-------|
| 1 = Yes..... | 980 | 1.69 |
| 2 = No (Not entered)..... | 14652 | 25.25 |
| 91 = NEVER USED ALCOHOL..... | 16302 | 28.09 |
| 93 = DID NOT USE ALCOHOL IN THE PAST 12 MONTHS..... | 6899 | 11.89 |
| 94 = DON'T KNOW..... | 305 | 0.53 |
| 97 = REFUSED..... | 107 | 0.18 |
| 98 = BLANK (NO ANSWER)..... | 1049 | 1.81 |
| 99 = LEGITIMATE SKIP..... | 17740 | 30.57 |

(HLTH225)
HPALCTX

Len : 2 DOCTOR OFFERED INFO ABOUT ALCOHOL TREATMT

| | Freq | Pct |
|---|-------|-------|
| 1 = Yes..... | 622 | 1.07 |
| 2 = No (Not entered)..... | 15010 | 25.86 |
| 91 = NEVER USED ALCOHOL..... | 16302 | 28.09 |
| 93 = DID NOT USE ALCOHOL IN THE PAST 12 MONTHS..... | 6899 | 11.89 |
| 94 = DON'T KNOW..... | 305 | 0.53 |
| 97 = REFUSED..... | 107 | 0.18 |
| 98 = BLANK (NO ANSWER)..... | 1049 | 1.81 |
| 99 = LEGITIMATE SKIP..... | 17740 | 30.57 |

(HLTH226)
HPALCNOT

Len : 2 DOCTOR DIDNT DISCUSS MY ALCOHOL USE WITH ME

| | Freq | Pct |
|---|-------|-------|
| 91 = NEVER USED ALCOHOL..... | 16302 | 28.09 |
| 93 = DID NOT USE ALCOHOL IN THE PAST 12 MONTHS..... | 6899 | 11.89 |
| 94 = DON'T KNOW..... | 305 | 0.53 |
| 95 = DR DIDNT DISCUSS ALC USE PST 12 MOS..... | 11162 | 19.23 |
| 97 = REFUSED..... | 107 | 0.18 |
| 98 = BLANK (NO ANSWER)..... | 1049 | 1.81 |
| 99 = LEGITIMATE SKIP..... | 22210 | 38.27 |

HEALTH

NOTE: In HPDRGTALK, if respondents reported never using marijuana, cocaine (including crack), heroin, hallucinogens, inhalants, or methamphetamine or not using these substances in the past 12 months and also that they did not have any health care visits in the past 12 months (emergency room visits, overnight hospitalizations, outpatient visits, or telehealth encounters), indication that respondents never used these drugs or last used any of them more than 12 months ago (as indicated by codes of 91 or 93) took precedence over assignment of codes to indicate that these respondents did not have any health care visits in the past 12 months. Codes of 99 in HPDRGTALK applied to respondents who used any of these drugs in the past 12 months or whose status as a past year user was unknown but who did not have any health care visits in the past 12 months.

During the past 12 months, did any doctor or other health care professional talk to you about your use of [MARIJUANA/COCAINE/CRACK/HEROIN/INHALANTS/HALLUCINOGENS/METHAMPHETAMINE]?

(HLTH23)
HPDRGTALK

| | | | |
|---------|--|-------------|------------|
| Len : 2 | HEALTH PROF DISCUSSED MY DRUG USE WITH ME | | |
| | | Freq | Pct |
| | 1 = Yes..... | 2732 | 4.71 |
| | 2 = No..... | 7224 | 12.45 |
| | 85 = BAD DATA Logically assigned..... | 9 | 0.02 |
| | 91 = NEVER USED MJ/COC/HER/HALL/INH/METH..... | 30694 | 52.89 |
| | 93 = DID NOT USE MJ/COC/HER/HALL/INH/METH IN PST 12 MOS..... | 13723 | 23.65 |
| | 94 = DON'T KNOW..... | 19 | 0.03 |
| | 97 = REFUSED..... | 10 | 0.02 |
| | 98 = BLANK (NO ANSWER)..... | 988 | 1.70 |
| | 99 = LEGITIMATE SKIP..... | 2635 | 4.54 |

These next questions are about certain medical conditions.

During the past 12 months, did you have a sexually transmitted disease such as chlamydia, gonorrhea, herpes or syphilis?

(HLTH24)
STDANYR¹

| | | | |
|---------|---|-------------|------------|
| Len : 2 | HAD SEXUALLY TRANSMITTED DISEASE PST 12 MOS | | |
| | | Freq | Pct |
| | 1 = Yes..... | 1005 | 1.73 |
| | 2 = No..... | 55665 | 95.92 |
| | 85 = BAD DATA Logically assigned..... | 18 | 0.03 |
| | 94 = DON'T KNOW..... | 88 | 0.15 |
| | 97 = REFUSED..... | 97 | 0.17 |
| | 98 = BLANK (NO ANSWER)..... | 1161 | 2.00 |

Below is a list of health conditions that you may have had during your lifetime.

Please read the list and type in the numbers of all of the conditions that a doctor or other health care professional has ever told you that you had.

To select more than one condition, press the space bar between each number you type. When you have finished, press [ENTER].

(HLTH2501)
HRTCONDEV¹

| | | | |
|---------|---------------------------------------|-------------|------------|
| Len : 2 | EVER TOLD HAD HEART CONDITION | | |
| | | Freq | Pct |
| | 1 = Yes..... | 3692 | 6.36 |
| | 2 = No (not entered)..... | 14006 | 24.13 |
| | 85 = BAD DATA Logically assigned..... | 17 | 0.03 |
| | 94 = DON'T KNOW..... | 379 | 0.65 |
| | 97 = REFUSED..... | 211 | 0.36 |
| | 98 = BLANK (NO ANSWER)..... | 1193 | 2.06 |
| | 99 = LEGITIMATE SKIP..... | 38536 | 66.40 |

(HLTH2502)
DIABETEVR¹

| | | | |
|---------|---------------------------------------|-------------|------------|
| Len : 2 | EVER TOLD HAD DIABETES/SUGAR DIABETES | | |
| | | Freq | Pct |
| | 1 = Yes..... | 3540 | 6.10 |
| | 2 = No (not entered)..... | 14158 | 24.40 |
| | 85 = BAD DATA Logically assigned..... | 20 | 0.03 |
| | 94 = DON'T KNOW..... | 379 | 0.65 |
| | 97 = REFUSED..... | 211 | 0.36 |
| | 98 = BLANK (NO ANSWER)..... | 1190 | 2.05 |
| | 99 = LEGITIMATE SKIP..... | 38536 | 66.40 |

HEALTH

(HLTH2503)
COPDEVER¹

| | Freq | Pct |
|--|-------|-------|
| Len : 2 EVER TOLD HAD CHRONIC BRONCHITIS OR COPD | | |
| 1 = Yes..... | 1275 | 2.20 |
| 2 = No (not entered)..... | 16423 | 28.30 |
| 85 = BAD DATA Logically assigned..... | 10 | 0.02 |
| 94 = DON'T KNOW..... | 379 | 0.65 |
| 97 = REFUSED..... | 211 | 0.36 |
| 98 = BLANK (NO ANSWER)..... | 1200 | 2.07 |
| 99 = LEGITIMATE SKIP..... | 38536 | 66.40 |

(HLTH2504)
CIRROSEVR¹

| | Freq | Pct |
|--|-------|-------|
| Len : 2 EVER TOLD HAD CIRRHOSIS OF THE LIVER | | |
| 1 = Yes..... | 105 | 0.18 |
| 2 = No (not entered)..... | 17593 | 30.31 |
| 85 = BAD DATA Logically assigned..... | 10 | 0.02 |
| 94 = DON'T KNOW..... | 379 | 0.65 |
| 97 = REFUSED..... | 211 | 0.36 |
| 98 = BLANK (NO ANSWER)..... | 1200 | 2.07 |
| 99 = LEGITIMATE SKIP..... | 38536 | 66.40 |

(HLTH2505)
HEPBCEVER¹

| | Freq | Pct |
|--|-------|-------|
| Len : 2 EVER TOLD HAD HEPATITIS B OR C | | |
| 1 = Yes..... | 408 | 0.70 |
| 2 = No (not entered)..... | 17290 | 29.79 |
| 85 = BAD DATA Logically assigned..... | 10 | 0.02 |
| 94 = DON'T KNOW..... | 379 | 0.65 |
| 97 = REFUSED..... | 211 | 0.36 |
| 98 = BLANK (NO ANSWER)..... | 1200 | 2.07 |
| 99 = LEGITIMATE SKIP..... | 38536 | 66.40 |

(HLTH2506)
KIDNYDSEV¹

| | Freq | Pct |
|---------------------------------------|-------|-------|
| Len : 2 EVER TOLD HAD KIDNEY DISEASE | | |
| 1 = Yes..... | 724 | 1.25 |
| 2 = No (not entered)..... | 16974 | 29.25 |
| 85 = BAD DATA Logically assigned..... | 10 | 0.02 |
| 94 = DON'T KNOW..... | 379 | 0.65 |
| 97 = REFUSED..... | 211 | 0.36 |
| 98 = BLANK (NO ANSWER)..... | 1200 | 2.07 |
| 99 = LEGITIMATE SKIP..... | 38536 | 66.40 |

(HLTH2507)
ASTHMAEVR¹

| | Freq | Pct |
|---------------------------------------|-------|-------|
| Len : 2 EVER TOLD HAD ASTHMA | | |
| 1 = Yes..... | 6958 | 11.99 |
| 2 = No (not entered)..... | 10740 | 18.51 |
| 85 = BAD DATA Logically assigned..... | 10 | 0.02 |
| 94 = DON'T KNOW..... | 379 | 0.65 |
| 97 = REFUSED..... | 211 | 0.36 |
| 98 = BLANK (NO ANSWER)..... | 1200 | 2.07 |
| 99 = LEGITIMATE SKIP..... | 38536 | 66.40 |

(HLTH2508)
HIVAIDSEV¹

| | Freq | Pct |
|---------------------------------------|-------|-------|
| Len : 2 EVER TOLD HAD HIV OR AIDS | | |
| 1 = Yes..... | 98 | 0.17 |
| 2 = No (not entered)..... | 17600 | 30.33 |
| 85 = BAD DATA Logically assigned..... | 10 | 0.02 |
| 94 = DON'T KNOW..... | 379 | 0.65 |
| 97 = REFUSED..... | 211 | 0.36 |
| 98 = BLANK (NO ANSWER)..... | 1200 | 2.07 |
| 99 = LEGITIMATE SKIP..... | 38536 | 66.40 |

HEALTH

(HLTH2509)
CANCEREVR¹

Len : 2 EVER TOLD HAD CANCER

| | Freq | Pct |
|---------------------------------------|-------|-------|
| 1 = Yes..... | 2056 | 3.54 |
| 2 = No (not entered)..... | 15642 | 26.95 |
| 85 = BAD DATA Logically assigned..... | 10 | 0.02 |
| 94 = DON'T KNOW..... | 379 | 0.65 |
| 97 = REFUSED..... | 211 | 0.36 |
| 98 = BLANK (NO ANSWER)..... | 1200 | 2.07 |
| 99 = LEGITIMATE SKIP..... | 38536 | 66.40 |

(HLTH2510)
HIGHBPVEVR¹

Len : 2 EVER TOLD HAD HIGH BLOOD PRESSURE

| | Freq | Pct |
|---------------------------------------|-------|-------|
| 1 = Yes..... | 6732 | 11.60 |
| 2 = No (not entered)..... | 10966 | 18.90 |
| 85 = BAD DATA Logically assigned..... | 10 | 0.02 |
| 94 = DON'T KNOW..... | 379 | 0.65 |
| 97 = REFUSED..... | 211 | 0.36 |
| 98 = BLANK (NO ANSWER)..... | 1200 | 2.07 |
| 99 = LEGITIMATE SKIP..... | 38536 | 66.40 |

(HLTH2511)
NONABOVEV¹

Len : 2 NEVER HAD ANY OF THESE CONDITIONS

| | Freq | Pct |
|---------------------------------------|-------|-------|
| 2 = No (not entered)..... | 17698 | 30.50 |
| 85 = BAD DATA Logically assigned..... | 9 | 0.02 |
| 94 = DON'T KNOW..... | 379 | 0.65 |
| 95 = Response entered..... | 38536 | 66.40 |
| 97 = REFUSED..... | 211 | 0.36 |
| 98 = BLANK (NO ANSWER)..... | 1201 | 2.07 |

What kind of cancer was it? Enter all that apply.

To select more than one category, press the space bar between the numbers. When you have finished, press [ENTER].

(HLTH2601)
CABLADDER¹

Len : 2 TYPE OF CANCER: BLADDER

| | Freq | Pct |
|---------------------------------------|-------|-------|
| 1 = Yes..... | 53 | 0.09 |
| 2 = No (not entered)..... | 1961 | 3.38 |
| 85 = BAD DATA Logically assigned..... | 47 | 0.08 |
| 94 = DON'T KNOW..... | 2 | 0.00 |
| 97 = REFUSED..... | 1 | 0.00 |
| 98 = BLANK (NO ANSWER)..... | 1792 | 3.09 |
| 99 = LEGITIMATE SKIP..... | 54178 | 93.36 |

(HLTH2602, HLTH2612, HLTH2615)

CABLOLEULYM

Len : 2 TYPE OF CANCER: BLOOD/LEUKEMIA/LYMPHOMA

| | Freq | Pct |
|---------------------------------------|-------|-------|
| 1 = Yes..... | 179 | 0.31 |
| 2 = No (not entered)..... | 1835 | 3.16 |
| 85 = BAD DATA Logically assigned..... | 47 | 0.08 |
| 94 = DON'T KNOW..... | 2 | 0.00 |
| 97 = REFUSED..... | 1 | 0.00 |
| 98 = BLANK (NO ANSWER)..... | 1792 | 3.09 |
| 99 = LEGITIMATE SKIP..... | 54178 | 93.36 |

(HLTH2603, HLTH2604, HLTH2624, HLTH2630)

CAOTHER2

Len : 2 TYPE OF CANCER: OTHER

| | Freq | Pct |
|---------------------------------------|-------|-------|
| 1 = Yes..... | 149 | 0.26 |
| 2 = No (not entered)..... | 1865 | 3.21 |
| 85 = BAD DATA Logically assigned..... | 48 | 0.08 |
| 94 = DON'T KNOW..... | 2 | 0.00 |
| 97 = REFUSED..... | 1 | 0.00 |
| 98 = BLANK (NO ANSWER)..... | 1791 | 3.09 |
| 99 = LEGITIMATE SKIP..... | 54178 | 93.36 |

HEALTH

(HLTH2605)
[CABREAST](#)¹

Len : 2 TYPE OF CANCER: BREAST

| | Freq | Pct |
|---------------------------------------|-------|-------|
| 1 = Yes..... | 380 | 0.65 |
| 2 = No (not entered)..... | 1634 | 2.82 |
| 85 = BAD DATA Logically assigned..... | 47 | 0.08 |
| 94 = DON'T KNOW..... | 2 | 0.00 |
| 97 = REFUSED..... | 1 | 0.00 |
| 98 = BLANK (NO ANSWER)..... | 1792 | 3.09 |
| 99 = LEGITIMATE SKIP..... | 54178 | 93.36 |

(HLTH2606)
[CACERVIX](#)¹

Len : 2 TYPE OF CANCER: CERVIX (FEMALES ONLY)

| | Freq | Pct |
|---------------------------------------|-------|-------|
| 1 = Yes..... | 95 | 0.16 |
| 2 = No (not entered)..... | 1055 | 1.82 |
| 85 = BAD DATA Logically assigned..... | 24 | 0.04 |
| 94 = DON'T KNOW..... | 1 | 0.00 |
| 98 = BLANK (NO ANSWER)..... | 1791 | 3.09 |
| 99 = LEGITIMATE SKIP..... | 55068 | 94.89 |

(HLTH2607, HLTH2621)
[CACOLNRECT](#)

Len : 2 TYPE OF CANCER: COLON/RECTUM

| | Freq | Pct |
|---------------------------------------|-------|-------|
| 1 = Yes..... | 99 | 0.17 |
| 2 = No (not entered)..... | 1915 | 3.30 |
| 85 = BAD DATA Logically assigned..... | 47 | 0.08 |
| 94 = DON'T KNOW..... | 2 | 0.00 |
| 97 = REFUSED..... | 1 | 0.00 |
| 98 = BLANK (NO ANSWER)..... | 1792 | 3.09 |
| 99 = LEGITIMATE SKIP..... | 54178 | 93.36 |

(HLTH2608, HLTH2625)
[CAESOPSTOM](#)

Len : 2 TYPE OF CANCER: ESOPHAGUS/STOMACH

| | Freq | Pct |
|---------------------------------------|-------|-------|
| 1 = Yes..... | 12 | 0.02 |
| 2 = No (not entered)..... | 2002 | 3.45 |
| 85 = BAD DATA Logically assigned..... | 47 | 0.08 |
| 94 = DON'T KNOW..... | 2 | 0.00 |
| 97 = REFUSED..... | 1 | 0.00 |
| 98 = BLANK (NO ANSWER)..... | 1792 | 3.09 |
| 99 = LEGITIMATE SKIP..... | 54178 | 93.36 |

(HLTH2609, HLTH2613, HLTH2619)
[CAGALLIVPAN](#)

Len : 2 TYPE OF CANCER: GALLBLADDER/LIVER/PANCREAS

| | Freq | Pct |
|---------------------------------------|-------|-------|
| 1 = Yes..... | 25 | 0.04 |
| 2 = No (not entered)..... | 1989 | 3.43 |
| 85 = BAD DATA Logically assigned..... | 47 | 0.08 |
| 94 = DON'T KNOW..... | 2 | 0.00 |
| 97 = REFUSED..... | 1 | 0.00 |
| 98 = BLANK (NO ANSWER)..... | 1792 | 3.09 |
| 99 = LEGITIMATE SKIP..... | 54178 | 93.36 |

(HLTH2610)
[CAKIDNEY](#)¹

Len : 2 TYPE OF CANCER: KIDNEY

| | Freq | Pct |
|---------------------------------------|-------|-------|
| 1 = Yes..... | 67 | 0.12 |
| 2 = No (not entered)..... | 1947 | 3.35 |
| 85 = BAD DATA Logically assigned..... | 47 | 0.08 |
| 94 = DON'T KNOW..... | 2 | 0.00 |
| 97 = REFUSED..... | 1 | 0.00 |
| 98 = BLANK (NO ANSWER)..... | 1792 | 3.09 |
| 99 = LEGITIMATE SKIP..... | 54178 | 93.36 |

HEALTH

(HLTH2611, HLTH2614)

CALARYLUNG Len : 2 TYPE OF CANCER: LARYNX/WINDPIPE/LUNG

| | Freq | Pct |
|---------------------------------------|-------|-------|
| 1 = Yes..... | 52 | 0.09 |
| 2 = No (not entered)..... | 1962 | 3.38 |
| 85 = BAD DATA Logically assigned..... | 47 | 0.08 |
| 94 = DON'T KNOW..... | 2 | 0.00 |
| 97 = REFUSED..... | 1 | 0.00 |
| 98 = BLANK (NO ANSWER)..... | 1792 | 3.09 |
| 99 = LEGITIMATE SKIP..... | 54178 | 93.36 |

(HLTH2616)

CAMELANOM¹ Len : 2 TYPE OF CANCER: MELANOMA

| | Freq | Pct |
|---------------------------------------|-------|-------|
| 1 = Yes..... | 195 | 0.34 |
| 2 = No (not entered)..... | 1819 | 3.13 |
| 85 = BAD DATA Logically assigned..... | 47 | 0.08 |
| 94 = DON'T KNOW..... | 2 | 0.00 |
| 97 = REFUSED..... | 1 | 0.00 |
| 98 = BLANK (NO ANSWER)..... | 1792 | 3.09 |
| 99 = LEGITIMATE SKIP..... | 54178 | 93.36 |

(HLTH2617, HLTH2627)

CAMOUTTHRO Len : 2 TYPE OF CANCER: MOUTH/TONGUE/LIP/THROAT/PHARYNX

| | Freq | Pct |
|---------------------------------------|-------|-------|
| 1 = Yes..... | 29 | 0.05 |
| 2 = No (not entered)..... | 1985 | 3.42 |
| 85 = BAD DATA Logically assigned..... | 47 | 0.08 |
| 94 = DON'T KNOW..... | 2 | 0.00 |
| 97 = REFUSED..... | 1 | 0.00 |
| 98 = BLANK (NO ANSWER)..... | 1792 | 3.09 |
| 99 = LEGITIMATE SKIP..... | 54178 | 93.36 |

(HLTH2618)

CAOVARY¹ Len : 2 TYPE OF CANCER: OVARY (FEMALES ONLY)

| | Freq | Pct |
|---------------------------------------|-------|-------|
| 1 = Yes..... | 54 | 0.09 |
| 2 = No (not entered)..... | 1096 | 1.89 |
| 85 = BAD DATA Logically assigned..... | 24 | 0.04 |
| 94 = DON'T KNOW..... | 1 | 0.00 |
| 98 = BLANK (NO ANSWER)..... | 1791 | 3.09 |
| 99 = LEGITIMATE SKIP..... | 55068 | 94.89 |

(HLTH2620, HLTH2626)

CAPROSTEST Len : 2 TYPE OF CANCER: PROSTATE/TESTIS (MALES ONLY)

| | Freq | Pct |
|---------------------------------------|-------|-------|
| 1 = Yes..... | 288 | 0.50 |
| 2 = No (not entered)..... | 576 | 0.99 |
| 85 = BAD DATA Logically assigned..... | 23 | 0.04 |
| 94 = DON'T KNOW..... | 1 | 0.00 |
| 97 = REFUSED..... | 1 | 0.00 |
| 98 = BLANK (NO ANSWER)..... | 1791 | 3.09 |
| 99 = LEGITIMATE SKIP..... | 55354 | 95.38 |

(HLTH2622)

CASKINOTH¹ Len : 2 TYPE OF CANCER: SKIN (NOT MELANOMA)

| | Freq | Pct |
|---------------------------------------|-------|-------|
| 1 = Yes..... | 385 | 0.66 |
| 2 = No (not entered)..... | 1629 | 2.81 |
| 85 = BAD DATA Logically assigned..... | 47 | 0.08 |
| 94 = DON'T KNOW..... | 2 | 0.00 |
| 97 = REFUSED..... | 1 | 0.00 |
| 98 = BLANK (NO ANSWER)..... | 1792 | 3.09 |
| 99 = LEGITIMATE SKIP..... | 54178 | 93.36 |

HEALTH

(HLTH2623)
CASKINDK¹

| Len : 2 TYPE OF CANCER: SKIN DON'T KNOW WHICH KIND | | Freq | Pct |
|--|--|-------|-------|
| 1 = Yes..... | | 118 | 0.20 |
| 2 = No (not entered)..... | | 1896 | 3.27 |
| 85 = BAD DATA Logically assigned..... | | 47 | 0.08 |
| 94 = DON'T KNOW..... | | 2 | 0.00 |
| 97 = REFUSED..... | | 1 | 0.00 |
| 98 = BLANK (NO ANSWER)..... | | 1792 | 3.09 |
| 99 = LEGITIMATE SKIP..... | | 54178 | 93.36 |

(HLTH2628)
CATHYROID¹

| Len : 2 TYPE OF CANCER: THYROID | | Freq | Pct |
|---------------------------------------|--|-------|-------|
| 1 = Yes..... | | 94 | 0.16 |
| 2 = No (not entered)..... | | 1920 | 3.31 |
| 85 = BAD DATA Logically assigned..... | | 47 | 0.08 |
| 94 = DON'T KNOW..... | | 2 | 0.00 |
| 97 = REFUSED..... | | 1 | 0.00 |
| 98 = BLANK (NO ANSWER)..... | | 1792 | 3.09 |
| 99 = LEGITIMATE SKIP..... | | 54178 | 93.36 |

(HLTH2629)
CAUTERUS¹

| Len : 2 TYPE OF CANCER: UTERUS (FEMALES ONLY) | | Freq | Pct |
|---|--|-------|-------|
| 1 = Yes..... | | 86 | 0.15 |
| 2 = No (not entered)..... | | 1064 | 1.83 |
| 85 = BAD DATA Logically assigned..... | | 24 | 0.04 |
| 94 = DON'T KNOW..... | | 1 | 0.00 |
| 98 = BLANK (NO ANSWER)..... | | 1791 | 3.09 |
| 99 = LEGITIMATE SKIP..... | | 55068 | 94.89 |

NOTE: The question corresponding to CANCERYR was skipped if respondents reported first being diagnosed with any form of cancer at their current age because it could be logically inferred that they had cancer in the past year.

Did you have cancer during the past 12 months?

(HLTH29)
CANCERYR¹

| Len : 2 HAD ANY CANCER PAST 12 MONTHS | | Freq | Pct |
|---|--|-------|-------|
| 1 = Yes..... | | 407 | 0.70 |
| 2 = No..... | | 1531 | 2.64 |
| 5 = Yes LOGICALLY ASSIGNED from skip pattern..... | | 109 | 0.19 |
| 85 = BAD DATA Logically assigned..... | | 10 | 0.02 |
| 94 = DON'T KNOW..... | | 7 | 0.01 |
| 98 = BLANK (NO ANSWER)..... | | 1792 | 3.09 |
| 99 = LEGITIMATE SKIP..... | | 54178 | 93.36 |

NOTE: The variables HRTCONDAG, DIABETEAG, COPDAGE, CIRROSAGE, HEPBAGE, KIDNYDSAG, ASTHMAAGE, HIVAIDSAG, and HIGHBPAGE represent the ages when specific health conditions other than cancer were first diagnosed. Beginning in 2016, the questions instructed respondents to enter 1 if they were diagnosed before they were 1 year old. In 2016, however, respondents were still allowed to enter 0 for the age when they were first diagnosed. Beginning in 2017, a response of 0 is no longer allowed.

How old were you when your heart condition or heart disease was first diagnosed?

(HLTH30)
HRTCONDAG¹

| Len : 3 AGE HEART CONDITION 1ST DIAGNOSED | | Freq | Pct |
|---|--|-------|-------|
| RANGE = 1 - 94..... | | 3628 | 6.25 |
| 985 = BAD DATA Logically assigned..... | | 17 | 0.03 |
| 994 = DON'T KNOW..... | | 55 | 0.09 |
| 997 = REFUSED..... | | 8 | 0.01 |
| 998 = BLANK (NO ANSWER)..... | | 1784 | 3.07 |
| 999 = LEGITIMATE SKIP..... | | 52542 | 90.54 |

HEALTH

NOTE: The question corresponding to HRTCONDYR was skipped if respondents reported first being diagnosed with a heart condition at their current age because it could be logically inferred that they a heart condition in the past year.

Did you have any kind of heart condition or heart disease in the past 12 months?

(HLTH31)

| <u>HRTCONDYR</u> ¹ | | Len : 2 | HAD HEART CONDITION PAST 12 MONTHS | | |
|-------------------------------|---|---------|------------------------------------|-------------|------------|
| | | | | Freq | Pct |
| | 1 = Yes..... | | | 1790 | 3.08 |
| | 2 = No..... | | | 1731 | 2.98 |
| | 5 = Yes LOGICALLY ASSIGNED from skip pattern..... | | | 161 | 0.28 |
| | 85 = BAD DATA Logically assigned..... | | | 17 | 0.03 |
| | 94 = DON'T KNOW..... | | | 6 | 0.01 |
| | 97 = REFUSED..... | | | 3 | 0.01 |
| | 98 = BLANK (NO ANSWER)..... | | | 1784 | 3.07 |
| | 99 = LEGITIMATE SKIP..... | | | 52542 | 90.54 |

How old were you when your diabetes or sugar diabetes was first diagnosed?

(HLTH32)

| <u>DIABETEAG</u> ¹ | | Len : 3 | AGE DIABETES 1ST DIAGNOSED | | |
|-------------------------------|--|---------|----------------------------|-------------|------------|
| | | | | Freq | Pct |
| | RANGE = 1 - 87..... | | | 3473 | 5.98 |
| | 985 = BAD DATA Logically assigned..... | | | 20 | 0.03 |
| | 994 = DON'T KNOW..... | | | 56 | 0.10 |
| | 997 = REFUSED..... | | | 9 | 0.02 |
| | 998 = BLANK (NO ANSWER)..... | | | 1782 | 3.07 |
| | 999 = LEGITIMATE SKIP..... | | | 52694 | 90.80 |

How old were you when your chronic bronchitis, emphysema, or chronic obstructive pulmonary disease, also called COPD were first diagnosed?

(HLTH33)

| <u>COPDAGE</u> ¹ | | Len : 3 | AGE COPD 1ST DIAGNOSED | | |
|-----------------------------|--|---------|------------------------|-------------|------------|
| | | | | Freq | Pct |
| | RANGE = 1 - 90..... | | | 1228 | 2.12 |
| | 985 = BAD DATA Logically assigned..... | | | 10 | 0.02 |
| | 994 = DON'T KNOW..... | | | 43 | 0.07 |
| | 997 = REFUSED..... | | | 4 | 0.01 |
| | 998 = BLANK (NO ANSWER)..... | | | 1790 | 3.08 |
| | 999 = LEGITIMATE SKIP..... | | | 54959 | 94.70 |

How old were you when your cirrhosis of the liver was first diagnosed?

(HLTH34)

| <u>CIRROSAGE</u> ¹ | | Len : 3 | AGE CIRRHOSIS 1ST DIAGNOSED | | |
|-------------------------------|--|---------|-----------------------------|-------------|------------|
| | | | | Freq | Pct |
| | RANGE = 1 - 79..... | | | 103 | 0.18 |
| | 985 = BAD DATA Logically assigned..... | | | 10 | 0.02 |
| | 994 = DON'T KNOW..... | | | 1 | 0.00 |
| | 997 = REFUSED..... | | | 1 | 0.00 |
| | 998 = BLANK (NO ANSWER)..... | | | 1790 | 3.08 |
| | 999 = LEGITIMATE SKIP..... | | | 56129 | 96.72 |

How old were you when your hepatitis was first diagnosed?

(HLTH35)

| <u>HEPBCAGE</u> ¹ | | Len : 3 | AGE HEPATITIS 1ST DIAGNOSED | | |
|------------------------------|--|---------|-----------------------------|-------------|------------|
| | | | | Freq | Pct |
| | RANGE = 1 - 72..... | | | 397 | 0.68 |
| | 985 = BAD DATA Logically assigned..... | | | 10 | 0.02 |
| | 994 = DON'T KNOW..... | | | 10 | 0.02 |
| | 997 = REFUSED..... | | | 1 | 0.00 |
| | 998 = BLANK (NO ANSWER)..... | | | 1790 | 3.08 |
| | 999 = LEGITIMATE SKIP..... | | | 55826 | 96.20 |

HEALTH

How old were you when your kidney disease was first diagnosed?

(HLTH36)
KIDNYDSAG¹ Len : 3 AGE KIDNEY DISEASE 1ST DIAGNOSED

| | Freq | Pct |
|---|-------|-------|
| RANGE = 1 - 90 | 705 | 1.21 |
| 985 = BAD DATA Logically assigned | 10 | 0.02 |
| 994 = DON'T KNOW | 13 | 0.02 |
| 997 = REFUSED | 6 | 0.01 |
| 998 = BLANK (NO ANSWER)..... | 1790 | 3.08 |
| 999 = LEGITIMATE SKIP..... | 55510 | 95.65 |

How old were you when your asthma was first diagnosed?

(HLTH37)
ASTHMAAGE¹ Len : 3 AGE ASTHMA 1ST DIAGNOSED

| | Freq | Pct |
|---|-------|-------|
| RANGE = 1 - 89 | 6646 | 11.45 |
| 985 = BAD DATA Logically assigned | 10 | 0.02 |
| 994 = DON'T KNOW | 306 | 0.53 |
| 997 = REFUSED | 6 | 0.01 |
| 998 = BLANK (NO ANSWER)..... | 1790 | 3.08 |
| 999 = LEGITIMATE SKIP..... | 49276 | 84.91 |

Do you still have asthma?

(HLTH38)
ASTHMANOW¹ Len : 2 STILL HAVE ASTHMA

| | Freq | Pct |
|--|-------|-------|
| 1 = Yes..... | 4708 | 8.11 |
| 2 = No..... | 2183 | 3.76 |
| 85 = BAD DATA Logically assigned | 10 | 0.02 |
| 94 = DON'T KNOW | 64 | 0.11 |
| 97 = REFUSED | 3 | 0.01 |
| 98 = BLANK (NO ANSWER) | 1790 | 3.08 |
| 99 = LEGITIMATE SKIP..... | 49276 | 84.91 |

How old were you when you found out you had HIV or AIDS?

(HLTH39)
HIVAIDSAG¹ Len : 3 AGE 1ST FOUND OUT HAD HIV/AIDS

| | Freq | Pct |
|---|-------|-------|
| RANGE = 1 - 64 | 96 | 0.17 |
| 985 = BAD DATA Logically assigned | 10 | 0.02 |
| 994 = DON'T KNOW | 1 | 0.00 |
| 997 = REFUSED | 1 | 0.00 |
| 998 = BLANK (NO ANSWER)..... | 1790 | 3.08 |
| 999 = LEGITIMATE SKIP..... | 56136 | 96.73 |

Are you currently taking prescription medicine for your high blood pressure?

(HLTH40)
HIGHBPMED¹ Len : 2 TAKING MEDS FOR HIGH BLOOD PRESSURE

| | Freq | Pct |
|--|-------|-------|
| 1 = Yes..... | 5201 | 8.96 |
| 2 = No..... | 1524 | 2.63 |
| 85 = BAD DATA Logically assigned | 10 | 0.02 |
| 97 = REFUSED | 5 | 0.01 |
| 98 = BLANK (NO ANSWER) | 1792 | 3.09 |
| 99 = LEGITIMATE SKIP..... | 49502 | 85.30 |

HEALTH

How old were you when your high blood pressure was first diagnosed?

(*HLTH41*)
[HIGHBPAGE](#)¹

Len : 3 AGE WHEN HIGH BLOOD PRESSURE 1ST DIAGNOSED

| | Freq | Pct |
|---|-------------|------------|
| RANGE = 1 - 88 | 5091 | 8.77 |
| 985 = BAD DATA Logically assigned | 9 | 0.02 |
| 994 = DON'T KNOW | 102 | 0.18 |
| 997 = REFUSED | 7 | 0.01 |
| 998 = BLANK (NO ANSWER)..... | 1799 | 3.10 |
| 999 = LEGITIMATE SKIP..... | 51026 | 87.92 |

RECODED HEALTH

RECODED HEALTH

NOTE: The variables in this section are recoded variables that were created from one or more of the edited variables from the preceding section.

NOTE: Certain source variables that were used to create recoded variables have valid values that might not have been reported or assigned for the current survey year. However, these values have been included in the general specifications in the codebook on how the recoded variables were created. See additional details about this issue in the Organization of the Data File section of this codebook introduction.

(PREGNANT)

PREG

| | | | |
|---------|--|-------------|------------|
| Len : 1 | RC-PREGNANT FEMALES AGED 12-44 | | |
| | 0 = Otherwise..... | Freq | Pct |
| | 1 = Pregnant Females Aged 12-44 (PREGNANT=1) | 57329 | 98.79 |
| | | 705 | 1.21 |

(PREGNANT)

PREG2

| | | | |
|---------|--|-------------|------------|
| Len : 1 | RC-PREGNANCY STATUS OF FEMALES AGED 12-44 | | |
| | . = Unknown (Otherwise)..... | Freq | Pct |
| | 1 = Pregnant (PREGNANT=1)..... | 484 | 0.83 |
| | 2 = Not Pregnant (PREGNANT=2) | 705 | 1.21 |
| | 3 = Males/Females Not Aged 12-44 (PREGNANT=89,99)..... | 22196 | 38.25 |
| | | 34649 | 59.70 |

(PREG)

TRIMEST

| | | | |
|---------|--|-------------|------------|
| Len : 1 | RC-CURRENT TRIMESTER OF PREGNANCY-FEMALES AGED 12-44 | | |
| | . = Unknown | Freq | Pct |
| | 1 = 1st 3 Months of Pregnancy | 7 | 0.01 |
| | 2 = 2nd 3 Months of Pregnancy | 195 | 0.34 |
| | 3 = Last 3 Months of Pregnancy | 246 | 0.42 |
| | 4 = Males/Not Pregnant Females (PREG=0) | 257 | 0.44 |
| | | 57329 | 98.79 |

BMI2 was created from the variables WTPOUND2 and HTINCHE2 according to the formula of 703 times WTPOUND2 divided by the square of HTINCHE2. BMI2 was set to a SAS missing value (unknown) if WTPOUND2 had a value of 9985, 9994, 9997, or 9998 or if HTINCHE2 had a value of 985, 994, 997, or 998.

(HTINCHE2, WTPOUND2)

BMI2

| | | | |
|----------|---|-------------|------------|
| Len : 12 | RC-BODY MASS INDEX (BMI) | | |
| | RANGE = 9.373333333 - 68.557024793..... | Freq | Pct |
| | . = Unknown (See comment above)..... | 54770 | 94.38 |
| | | 3264 | 5.62 |

(TELEPTYR)

TELEPTYR2

| | | | |
|---------|--|-------------|------------|
| Len : 1 | RC-TALK TO DOC ABOUT VIRTUAL SERVICE TREATMENT-PAST YEAR | | |
| | . = Not Applicable/Unknown (Otherwise) | Freq | Pct |
| | 0 = No (TELEPTYR=2)..... | 1433 | 2.47 |
| | 1 = Yes (TELEPTYR=1) | 36646 | 63.15 |
| | | 19955 | 34.39 |

ADULT MENTAL HEALTH SERVICE UTILIZATION

ADULT MENTAL HEALTH SERVICE UTILIZATION

The values in this section may be inconsistent with values for variables in other sections of the interview. Items in this section were edited when respondents legitimately skipped out of these items based on prior answers in earlier sections. Otherwise, variables in one section of the interview generally were not edited to make them consistent with variables in another section of the interview. This note applies to variables in this section marked by a¹.

NOTE: This variable incorporates the value from a probe question that was asked when the respondent answered REFUSED to this question.

These next questions are about treatment and counseling for problems with emotions, nerves or mental health. Please do not include treatment for alcohol or drug use.

During the past 12 months, have you stayed overnight or longer in a hospital or other facility to receive treatment or counseling for any problem you were having with your emotions, nerves, or mental health? Please do not include treatment for alcohol or drug use.

(ADMT01, ADMTREF1)

| | | | |
|-----------------------------|--|-------------|------------|
| <u>AUINPYR</u> ¹ | Len : 2 STAY OVNT IN HOSP FOR MH TRMT PST 12 MOS | | |
| | | Freq | Pct |
| | 1 = Yes..... | 503 | 0.87 |
| | 2 = No..... | 45493 | 78.39 |
| | 3 = Yes LOGICALLY ASSIGNED..... | 1 | 0.00 |
| | 85 = BAD DATA Logically assigned..... | 6 | 0.01 |
| | 94 = DON'T KNOW..... | 38 | 0.07 |
| | 97 = REFUSED..... | 55 | 0.09 |
| | 98 = BLANK (NO ANSWER)..... | 1195 | 2.06 |
| | 99 = LEGITIMATE SKIP..... | 10743 | 18.51 |

Where did you stay overnight or longer to receive mental health treatment or counseling during the past 12 months?

(ADMT02)

| | | | |
|------------------------------|---|-------------|------------|
| <u>AUINPSYH</u> ¹ | Len : 2 MH TRMT IN PRIV/PUB PSYCH HOSP PST 12 MOS | | |
| | | Freq | Pct |
| | 1 = Response entered..... | 149 | 0.26 |
| | 6 = Response not entered..... | 334 | 0.58 |
| | 85 = BAD DATA Logically assigned..... | 5 | 0.01 |
| | 94 = DON'T KNOW..... | 11 | 0.02 |
| | 97 = REFUSED..... | 63 | 0.11 |
| | 98 = BLANK (NO ANSWER)..... | 1236 | 2.13 |
| | 99 = LEGITIMATE SKIP..... | 56236 | 96.90 |

(ADMT02)

| | | | |
|------------------------------|--|-------------|------------|
| <u>AUINPGEN</u> ¹ | Len : 2 MH TRMT IN PSYCH UNIT OF GEN HOSP PST 12 MOS | | |
| | | Freq | Pct |
| | 1 = Response entered..... | 169 | 0.29 |
| | 6 = Response not entered..... | 314 | 0.54 |
| | 94 = DON'T KNOW..... | 11 | 0.02 |
| | 97 = REFUSED..... | 63 | 0.11 |
| | 98 = BLANK (NO ANSWER)..... | 1241 | 2.14 |
| | 99 = LEGITIMATE SKIP..... | 56236 | 96.90 |

(ADMT02)

| | | | |
|------------------------------|--|-------------|------------|
| <u>AUINMEDU</u> ¹ | Len : 2 MH TRMT IN MED UNIT OF GEN HOSP PST 12 MOS | | |
| | | Freq | Pct |
| | 1 = Response entered..... | 99 | 0.17 |
| | 5 = Response entered LOG ASSN..... | 1 | 0.00 |
| | 6 = Response not entered..... | 384 | 0.66 |
| | 94 = DON'T KNOW..... | 11 | 0.02 |
| | 97 = REFUSED..... | 63 | 0.11 |
| | 98 = BLANK (NO ANSWER)..... | 1240 | 2.14 |
| | 99 = LEGITIMATE SKIP..... | 56236 | 96.90 |

ADULT MENTAL HEALTH SERVICE UTILIZATION

(ADMT02)
AUNAHSP¹

Len : 2 MH TRMT IN ANOTHER TYPE HOSP PST 12 MOS

| | Freq | Pct |
|--------------------------------|-------|-------|
| 1 = Response entered | 26 | 0.04 |
| 6 = Response not entered | 457 | 0.79 |
| 94 = DON'T KNOW | 11 | 0.02 |
| 97 = REFUSED | 63 | 0.11 |
| 98 = BLANK (NO ANSWER) | 1241 | 2.14 |
| 99 = LEGITIMATE SKIP | 56236 | 96.90 |

(ADMT02)
AUNRES¹

Len : 2 MH TRMT IN RESID TRMT CENTER PST 12 MOS

| | Freq | Pct |
|--------------------------------|-------|-------|
| 1 = Response entered | 56 | 0.10 |
| 6 = Response not entered | 427 | 0.74 |
| 94 = DON'T KNOW | 11 | 0.02 |
| 97 = REFUSED | 63 | 0.11 |
| 98 = BLANK (NO ANSWER) | 1241 | 2.14 |
| 99 = LEGITIMATE SKIP | 56236 | 96.90 |

(ADMT02)
AUNSFAC¹

Len : 2 MH TRMT IN SOME OTHER FACIL PST 12 MOS

| | Freq | Pct |
|--|-------|-------|
| 1 = Response entered | 52 | 0.09 |
| 6 = Response not entered | 431 | 0.74 |
| 85 = BAD DATA Logically assigned | 1 | 0.00 |
| 94 = DON'T KNOW | 11 | 0.02 |
| 97 = REFUSED | 63 | 0.11 |
| 98 = BLANK (NO ANSWER) | 1240 | 2.14 |
| 99 = LEGITIMATE SKIP | 56236 | 96.90 |

During the past 12 months, how many nights did you spend in a private or public psychiatric hospital for mental health care?

(ADMT04)
AUNMP¹

Len : 3 # NIGHTS IN PRIV/PUB PSYCH HOSP PST 12 MOS

| | Freq | Pct |
|---|-------|-------|
| RANGE = 1 - 30 | 136 | 0.23 |
| 31 = 31 or more | 6 | 0.01 |
| 985 = BAD DATA Logically assigned | 5 | 0.01 |
| 994 = DON'T KNOW | 5 | 0.01 |
| 997 = REFUSED | 65 | 0.11 |
| 998 = BLANK (NO ANSWER) | 1247 | 2.15 |
| 999 = LEGITIMATE SKIP | 56570 | 97.48 |

During the past 12 months, how many nights did you spend in the psychiatric unit of a general hospital for mental health care?

(ADMT05)
AUNMPGE¹

Len : 3 # NIGHTS IN PSYCH UNIT OF GEN HOSP PST 12 MOS

| | Freq | Pct |
|-------------------------------|-------|-------|
| RANGE = 1 - 30 | 159 | 0.27 |
| 31 = 31 or more | 6 | 0.01 |
| 994 = DON'T KNOW | 3 | 0.01 |
| 997 = REFUSED | 64 | 0.11 |
| 998 = BLANK (NO ANSWER) | 1252 | 2.16 |
| 999 = LEGITIMATE SKIP | 56550 | 97.44 |

During the past 12 months, how many nights did you spend in the medical unit of a general hospital for mental health care?

(ADMT06)
AUNMMED¹

Len : 3 # NIGHTS IN MED UNIT OF GEN HOSP PST 12 MOS

| | Freq | Pct |
|-------------------------------|-------|-------|
| RANGE = 1 - 30 | 90 | 0.16 |
| 31 = 31 or more | 3 | 0.01 |
| 994 = DON'T KNOW | 5 | 0.01 |
| 997 = REFUSED | 64 | 0.11 |
| 998 = BLANK (NO ANSWER) | 1252 | 2.16 |
| 999 = LEGITIMATE SKIP | 56620 | 97.56 |

ADULT MENTAL HEALTH SERVICE UTILIZATION

During the past 12 months, how many nights did you spend in some other type of hospital for mental health care?

(ADMT07)
AUNMAHS2¹

| | | |
|---|-------------|------------|
| Len : 3 # NIGHTS IN ANOTHER TYPE OF HOSP PST 12 MOS | | |
| RANGE = 1 - 10 | Freq | Pct |
| 994 = DON'T KNOW | 24 | 0.04 |
| 997 = REFUSED | 1 | 0.00 |
| 998 = BLANK (NO ANSWER)..... | 64 | 0.11 |
| 999 = LEGITIMATE SKIP..... | 1252 | 2.16 |
| | 56693 | 97.69 |

During the past 12 months, how many nights did you spend in a residential treatment center for mental health care?

(ADMT08)
AUNMRES2¹

| | | |
|--|-------------|------------|
| Len : 3 # NIGHTS IN RESID TRMT CENTER PST 12 MOS | | |
| RANGE = 1 - 30 | Freq | Pct |
| 31 = 31 or more..... | 43 | 0.07 |
| 994 = DON'T KNOW | 12 | 0.02 |
| 997 = REFUSED | 1 | 0.00 |
| 998 = BLANK (NO ANSWER)..... | 63 | 0.11 |
| 999 = LEGITIMATE SKIP..... | 1252 | 2.16 |
| | 56663 | 97.64 |

During the past 12 months, how many nights did you spend in some other type of facility for mental health care?

(ADMT09)
AUNMSFA2¹

| | | |
|---|-------------|------------|
| Len : 3 # NIGHTS IN SOME OTHER FACIL PST 12 MOS | | |
| RANGE = 1 - 30 | Freq | Pct |
| 31 = 31 or more..... | 44 | 0.08 |
| 985 = BAD DATA Logically assigned | 2 | 0.00 |
| 994 = DON'T KNOW | 1 | 0.00 |
| 997 = REFUSED | 3 | 0.01 |
| 998 = BLANK (NO ANSWER)..... | 66 | 0.11 |
| 999 = LEGITIMATE SKIP..... | 1251 | 2.16 |
| | 56667 | 97.64 |

Who paid or will pay for the inpatient mental health care you received during the past 12 months?

(ADMT10)
AUPINSLF¹

| | | |
|--|-------------|------------|
| Len : 2 INPAT MH CARE PYMNT: SELF OR LIVE-IN FAM MBR | | |
| 1 = Response entered | Freq | Pct |
| 6 = Response not entered | 122 | 0.21 |
| 85 = BAD DATA Logically assigned | 362 | 0.62 |
| 94 = DON'T KNOW | 5 | 0.01 |
| 97 = REFUSED | 8 | 0.01 |
| 98 = BLANK (NO ANSWER) | 65 | 0.11 |
| 99 = LEGITIMATE SKIP..... | 1236 | 2.13 |
| | 56236 | 96.90 |

(ADMT10)
AUPINOFM¹

| | | |
|---|-------------|------------|
| Len : 2 INPAT MH CARE PYMNT: FAM MBR NOT LIVING W/YOU | | |
| 1 = Response entered | Freq | Pct |
| 6 = Response not entered | 23 | 0.04 |
| 94 = DON'T KNOW | 461 | 0.79 |
| 97 = REFUSED | 8 | 0.01 |
| 98 = BLANK (NO ANSWER) | 65 | 0.11 |
| 99 = LEGITIMATE SKIP..... | 1241 | 2.14 |
| | 56236 | 96.90 |

(ADMT10)
AUPINPHI¹

| | | |
|---|-------------|------------|
| Len : 2 INPAT MH CARE PYMNT: PRIVATE HEALTH INSUR | | |
| 1 = Response entered | Freq | Pct |
| 6 = Response not entered | 106 | 0.18 |
| 94 = DON'T KNOW | 378 | 0.65 |
| 97 = REFUSED | 8 | 0.01 |
| 98 = BLANK (NO ANSWER) | 65 | 0.11 |
| 99 = LEGITIMATE SKIP..... | 1241 | 2.14 |
| | 56236 | 96.90 |

ADULT MENTAL HEALTH SERVICE UTILIZATION

(ADMT10)
AUPINMCR¹

| | | | |
|---|--|-------------|------------|
| Len : 2 INPATIENT MH CARE PAYMENT: MEDICARE | | Freq | Pct |
| 1 = Response entered | | 110 | 0.19 |
| 6 = Response not entered | | 374 | 0.64 |
| 94 = DON'T KNOW | | 8 | 0.01 |
| 97 = REFUSED | | 65 | 0.11 |
| 98 = BLANK (NO ANSWER) | | 1241 | 2.14 |
| 99 = LEGITIMATE SKIP | | 56236 | 96.90 |

(ADMT10)
AUPINMCD¹

| | | | |
|---|--|-------------|------------|
| Len : 2 INPATIENT MH CARE PAYMENT: MEDICAID | | Freq | Pct |
| 1 = Response entered | | 141 | 0.24 |
| 6 = Response not entered | | 343 | 0.59 |
| 94 = DON'T KNOW | | 8 | 0.01 |
| 97 = REFUSED | | 65 | 0.11 |
| 98 = BLANK (NO ANSWER) | | 1241 | 2.14 |
| 99 = LEGITIMATE SKIP | | 56236 | 96.90 |

(ADMT10)
AUPINREH¹

| | | | |
|--|--|-------------|------------|
| Len : 2 INPAT MH CARE PYMNT: REHABILITATION PROG | | Freq | Pct |
| 1 = Response entered | | 6 | 0.01 |
| 6 = Response not entered | | 478 | 0.82 |
| 94 = DON'T KNOW | | 8 | 0.01 |
| 97 = REFUSED | | 65 | 0.11 |
| 98 = BLANK (NO ANSWER) | | 1241 | 2.14 |
| 99 = LEGITIMATE SKIP | | 56236 | 96.90 |

(ADMT10)
AUPINEMP¹

| | | | |
|---|--|-------------|------------|
| Len : 2 INPATIENT MH CARE PAYMENT: EMPLOYER | | Freq | Pct |
| 1 = Response entered | | 4 | 0.01 |
| 6 = Response not entered | | 480 | 0.83 |
| 94 = DON'T KNOW | | 8 | 0.01 |
| 97 = REFUSED | | 65 | 0.11 |
| 98 = BLANK (NO ANSWER) | | 1241 | 2.14 |
| 99 = LEGITIMATE SKIP | | 56236 | 96.90 |

(ADMT10)
AUPINMIL¹

| | | | |
|--|--|-------------|------------|
| Len : 2 INPATIENT MH CARE PAYMENT: MILITARY SOURCE | | Freq | Pct |
| 1 = Response entered | | 14 | 0.02 |
| 6 = Response not entered | | 470 | 0.81 |
| 94 = DON'T KNOW | | 8 | 0.01 |
| 97 = REFUSED | | 65 | 0.11 |
| 98 = BLANK (NO ANSWER) | | 1241 | 2.14 |
| 99 = LEGITIMATE SKIP | | 56236 | 96.90 |

(ADMT10)
AUPINPUB¹

| | | | |
|--|--|-------------|------------|
| Len : 2 INPAT MH CARE PYMNT: OTHER PUBLIC SOURCE | | Freq | Pct |
| 1 = Response entered | | 13 | 0.02 |
| 6 = Response not entered | | 471 | 0.81 |
| 94 = DON'T KNOW | | 8 | 0.01 |
| 97 = REFUSED | | 65 | 0.11 |
| 98 = BLANK (NO ANSWER) | | 1241 | 2.14 |
| 99 = LEGITIMATE SKIP | | 56236 | 96.90 |

ADULT MENTAL HEALTH SERVICE UTILIZATION

(ADMT10)
AUPINPRV¹

Len : 2 INPAT MH CARE PYMNT: OTHER PRIVATE SOURCE

| | Freq | Pct |
|--------------------------------|-------|-------|
| 1 = Response entered | 8 | 0.01 |
| 6 = Response not entered | 476 | 0.82 |
| 94 = DON'T KNOW | 8 | 0.01 |
| 97 = REFUSED | 65 | 0.11 |
| 98 = BLANK (NO ANSWER) | 1241 | 2.14 |
| 99 = LEGITIMATE SKIP | 56236 | 96.90 |

(ADMT10)
AUPINFRE¹

Len : 2 INPATIENT MENTAL HEALTH CARE WAS FREE

| | Freq | Pct |
|--|-------|-------|
| 1 = Response entered | 54 | 0.09 |
| 6 = Response not entered | 430 | 0.74 |
| 85 = BAD DATA Logically assigned | 1 | 0.00 |
| 94 = DON'T KNOW | 8 | 0.01 |
| 97 = REFUSED | 65 | 0.11 |
| 98 = BLANK (NO ANSWER) | 1240 | 2.14 |
| 99 = LEGITIMATE SKIP | 56236 | 96.90 |

How much did you or your family pay for the inpatient mental health care you received during the past 12 months? Do not count any money that has been or will be reimbursed by insurance or any other source.

(ADMT12)
AUPINFM2¹

Len : 2 AMT YOU/FAMILY PAID FOR INPAT MH CARE

| | Freq | Pct |
|--|-------|-------|
| 1 = Less than \$100 | 21 | 0.04 |
| 2 = \$100 to \$200 | 8 | 0.01 |
| 3 = \$201 to \$500 | 10 | 0.02 |
| 4 = \$501 to \$900 | 10 | 0.02 |
| 5 = \$901 to \$1,500 | 9 | 0.02 |
| 6 = \$1,501 to \$2,000 | 14 | 0.02 |
| 7 = \$2,001 to \$5,000 | 25 | 0.04 |
| 8 = More than \$5,000 | 24 | 0.04 |
| 85 = BAD DATA Logically assigned | 5 | 0.01 |
| 94 = DON'T KNOW | 14 | 0.02 |
| 97 = REFUSED | 65 | 0.11 |
| 98 = BLANK (NO ANSWER) | 1245 | 2.15 |
| 99 = LEGITIMATE SKIP | 56584 | 97.50 |

NOTE: This variable incorporates the value from a probe question that was asked when the respondent answered REFUSED to this question.

The list below includes some of the places where people can get outpatient treatment or counseling for problems with their emotions, nerves, or mental health.

During the past 12 months, did you receive any outpatient treatment or counseling for any problem you were having with your emotions, nerves, or mental health at any of the places listed below? Please do not include treatment for alcohol or drug use.

- An outpatient mental health clinic or center
- The office of a private therapist, psychologist, psychiatrist, social worker, or counselor that was not part of a clinic
- A doctor's office that was not part of a clinic
- An outpatient medical clinic
- A partial day hospital or day treatment program
- Some other place

(ADMT13, ADMTREF2)
AUOPTYR¹

Len : 2 RCVD OUTPATIENT MH TRMT PST 12 MOS

| | Freq | Pct |
|--|-------|-------|
| 1 = Yes | 5170 | 8.91 |
| 2 = No | 40780 | 70.27 |
| 3 = Yes LOGICALLY ASSIGNED (from AUALOTS2) | 1 | 0.00 |
| 85 = BAD DATA Logically assigned | 6 | 0.01 |
| 94 = DON'T KNOW | 61 | 0.11 |
| 97 = REFUSED | 69 | 0.12 |
| 98 = BLANK (NO ANSWER) | 1204 | 2.07 |
| 99 = LEGITIMATE SKIP | 10743 | 18.51 |

ADULT MENTAL HEALTH SERVICE UTILIZATION

Where did you receive outpatient mental health treatment or counseling during the past 12 months?

(ADMT14)
AUOPMENT¹

| | | |
|--|-------------|------------|
| Len : 2 MH TRMT IN OUTPATIENT MH CNTR PST 12 MOS | | |
| | Freq | Pct |
| 1 = Response entered | 1219 | 2.10 |
| 3 = Response entered LOGICALLY ASSIGNED | 2 | 0.00 |
| 6 = Response not entered | 3922 | 6.76 |
| 85 = BAD DATA Logically assigned | 6 | 0.01 |
| 94 = DON'T KNOW | 14 | 0.02 |
| 97 = REFUSED | 82 | 0.14 |
| 98 = BLANK (NO ANSWER) | 1266 | 2.18 |
| 99 = LEGITIMATE SKIP | 51523 | 88.78 |

(ADMT14)
AUOPTHER¹

| | | |
|--|-------------|------------|
| Len : 2 MH TRMT IN PRIV THERAPIST'S OFC PST 12 MOS | | |
| | Freq | Pct |
| 1 = Response entered | 3226 | 5.56 |
| 3 = Response entered LOGICALLY ASSIGNED | 2 | 0.00 |
| 6 = Response not entered | 1915 | 3.30 |
| 94 = DON'T KNOW | 14 | 0.02 |
| 97 = REFUSED | 82 | 0.14 |
| 98 = BLANK (NO ANSWER) | 1272 | 2.19 |
| 99 = LEGITIMATE SKIP | 51523 | 88.78 |

(ADMT14)
AUOPDOC¹

| | | |
|--|-------------|------------|
| Len : 2 MH TRMT IN NON-CLINIC DR.'S OFC PST 12 MOS | | |
| | Freq | Pct |
| 1 = Response entered | 556 | 0.96 |
| 6 = Response not entered | 4587 | 7.90 |
| 94 = DON'T KNOW | 14 | 0.02 |
| 97 = REFUSED | 82 | 0.14 |
| 98 = BLANK (NO ANSWER) | 1272 | 2.19 |
| 99 = LEGITIMATE SKIP | 51523 | 88.78 |

(ADMT14)
AUOPCLNC¹

| | | |
|--|-------------|------------|
| Len : 2 MH TRMT IN OUTPAT MED CLINIC PST 12 MOS | | |
| | Freq | Pct |
| 1 = Response entered | 302 | 0.52 |
| 3 = Response entered LOGICALLY ASSIGNED | 11 | 0.02 |
| 5 = Response entered LOG ASSN (from AUALOTS2)..... | 1 | 0.00 |
| 6 = Response not entered | 4830 | 8.32 |
| 94 = DON'T KNOW | 14 | 0.02 |
| 97 = REFUSED | 82 | 0.14 |
| 98 = BLANK (NO ANSWER) | 1271 | 2.19 |
| 99 = LEGITIMATE SKIP | 51523 | 88.78 |

(ADMT14)
AUOPDTMT¹

| | | |
|---|-------------|------------|
| Len : 2 MH TRMT IN DAY TREATMENT PGM PST 12 MOS | | |
| | Freq | Pct |
| 1 = Response entered | 67 | 0.12 |
| 6 = Response not entered | 5076 | 8.75 |
| 94 = DON'T KNOW | 14 | 0.02 |
| 97 = REFUSED | 82 | 0.14 |
| 98 = BLANK (NO ANSWER) | 1272 | 2.19 |
| 99 = LEGITIMATE SKIP | 51523 | 88.78 |

(ADMT14)
AUOPOTOP¹

| | | |
|--|-------------|------------|
| Len : 2 MH TRMT IN OTHER OUTPAT PLACE PST 12 MOS | | |
| | Freq | Pct |
| 1 = Response entered | 480 | 0.83 |
| 6 = Response not entered | 4663 | 8.03 |
| 94 = DON'T KNOW | 14 | 0.02 |
| 97 = REFUSED | 82 | 0.14 |
| 98 = BLANK (NO ANSWER) | 1272 | 2.19 |
| 99 = LEGITIMATE SKIP | 51523 | 88.78 |

ADULT MENTAL HEALTH SERVICE UTILIZATION

(ADMT15SC)
AUOPYRS2¹

Len : 2 OTH FACIL RCVD OUTPAT MH TRMT PAST 12 MOS

| | Freq | Pct |
|--|-------|-------|
| 1 = An outpatient mental health clinic or center..... | 4 | 0.01 |
| 2 = Non-clinic therapist/psychologist/counselor | 4 | 0.01 |
| 4 = An outpatient medical clinic | 11 | 0.02 |
| 6 = Some other place..... | 21 | 0.04 |
| 7 = Friend(s)/parent of friend..... | 4 | 0.01 |
| 8 = Family member(s)/home..... | 10 | 0.02 |
| 9 = School or university setting/clinic/center | 46 | 0.08 |
| 10 = Spiritual or religious advisor..... | 10 | 0.02 |
| 11 = Support group/self-help group | 3 | 0.01 |
| 13 = Therapist/psychologist/counselor; locale unspcfd | 6 | 0.01 |
| 14 = A doctor's office; location unspecified..... | 12 | 0.02 |
| 15 = Work/parents' work/EAP/job training/career counslng | 5 | 0.01 |
| 18 = Military facility/VA | 26 | 0.04 |
| 19 = Emergency room..... | 3 | 0.01 |
| 23 = Hospital/skilled nursing facilty; mntl hlth unspfd | 5 | 0.01 |
| 24 = Clinic/center/agency/pgm/class; type/govt/MH unspcfd..... | 4 | 0.01 |
| 30 = Self | 3 | 0.01 |
| 56 = Phone/online counseling, hotline/crisis unspcfd..... | 263 | 0.45 |
| 70 = Name of facility/program or description given | 18 | 0.03 |
| 71 = Drug or alcohol treatment/counseling specified | 3 | 0.01 |
| 85 = BAD DATA Logically assigned | 11 | 0.02 |
| 94 = DON'T KNOW | 7 | 0.01 |
| 97 = REFUSED | 83 | 0.14 |
| 98 = BLANK (NO ANSWER) | 1286 | 2.22 |
| 99 = LEGITIMATE SKIP..... | 56186 | 96.82 |

During the past 12 months, how many visits did you make to an outpatient mental health clinic or center for mental health care?

(ADMT16)
AUNMMEN2¹

Len : 3 # VISITS TO OUTPATIENT MH CNTR PST 12 MOS

| | Freq | Pct |
|---|-------|-------|
| RANGE = 1 - 30 | 1106 | 1.91 |
| 31 = 31 or more..... | 84 | 0.14 |
| 985 = BAD DATA Logically assigned | 6 | 0.01 |
| 994 = DON'T KNOW | 30 | 0.05 |
| 997 = REFUSED | 82 | 0.14 |
| 998 = BLANK (NO ANSWER)..... | 1281 | 2.21 |
| 999 = LEGITIMATE SKIP..... | 55445 | 95.54 |

During the past 12 months, how many outpatient visits did you make to a private therapist, psychologist, psychiatrist, social worker, or counselor for mental health care?

(ADMT17)
AUNMTHE2¹

Len : 3 # VISITS TO PRIV THERAPIST'S OFC PST 12 MOS

| | Freq | Pct |
|------------------------------|-------|-------|
| RANGE = 1 - 30 | 2780 | 4.79 |
| 31 = 31 or more..... | 386 | 0.67 |
| 994 = DON'T KNOW | 60 | 0.10 |
| 997 = REFUSED | 83 | 0.14 |
| 998 = BLANK (NO ANSWER)..... | 1287 | 2.22 |
| 999 = LEGITIMATE SKIP..... | 53438 | 92.08 |

During the past 12 months, how many outpatient visits did you make to a doctor's office for mental health care?

(ADMT18)
AUNMDOC2¹

Len : 3 # VISITS TO NON-CLINIC DR.'S OFC PST 12 MOS

| | Freq | Pct |
|------------------------------|-------|-------|
| RANGE = 1 - 30 | 537 | 0.93 |
| 31 = 31 or more..... | 8 | 0.01 |
| 994 = DON'T KNOW | 9 | 0.02 |
| 997 = REFUSED | 83 | 0.14 |
| 998 = BLANK (NO ANSWER)..... | 1287 | 2.22 |
| 999 = LEGITIMATE SKIP..... | 56110 | 96.68 |

ADULT MENTAL HEALTH SERVICE UTILIZATION

During the past 12 months, how many outpatient visits did you make to an outpatient medical clinic for mental health care?

(ADMT19)
AUNMCLN2¹

| | Len : 3 # VISITS TO OUTPAT MED CLINIC PST 12 MOS | Freq | Pct |
|------------------------------|--|-------|-------|
| RANGE = 1 - 30 | | 289 | 0.50 |
| 31 = 31 or more..... | | 13 | 0.02 |
| 994 = DON'T KNOW | | 10 | 0.02 |
| 997 = REFUSED | | 83 | 0.14 |
| 998 = BLANK (NO ANSWER)..... | | 1286 | 2.22 |
| 999 = LEGITIMATE SKIP..... | | 56353 | 97.10 |

During the past 12 months, how many outpatient visits did you make to a partial day hospital or day treatment program for mental health care?

(ADMT20)
AUNMDTM2¹

| | Len : 3 # VISITS TO DAY TREATMENT PGM PST 12 MOS | Freq | Pct |
|------------------------------|--|-------|-------|
| RANGE = 1 - 30 | | 58 | 0.10 |
| 31 = 31 or more..... | | 9 | 0.02 |
| 997 = REFUSED | | 82 | 0.14 |
| 998 = BLANK (NO ANSWER)..... | | 1286 | 2.22 |
| 999 = LEGITIMATE SKIP..... | | 56599 | 97.53 |

During the past 12 months, how many outpatient visits did you make to some other type of facility for mental health care?

(ADMT21)
AUNMOTO2¹

| | Len : 3 # VISIT OTPT SOME OTHER FACILITY PST 12 MOS | Freq | Pct |
|------------------------------|---|-------|-------|
| RANGE = 1 - 30 | | 418 | 0.72 |
| 31 = 31 or more..... | | 34 | 0.06 |
| 994 = DON'T KNOW | | 23 | 0.04 |
| 997 = REFUSED | | 87 | 0.15 |
| 998 = BLANK (NO ANSWER)..... | | 1286 | 2.22 |
| 999 = LEGITIMATE SKIP..... | | 56186 | 96.82 |

Who paid or will pay for the outpatient mental health care you received during the past 12 months?

(ADMT22)
AUPOPSLF¹

| | Len : 2 OUPAT MH CARE PYMNT: SELF OR LIVE-IN FAM MBR | Freq | Pct |
|---------------------------------------|--|-------|-------|
| 1 = Response entered | | 2183 | 3.76 |
| 6 = Response not entered | | 2940 | 5.07 |
| 85 = BAD DATA Logically assigned..... | | 6 | 0.01 |
| 94 = DON'T KNOW | | 34 | 0.06 |
| 97 = REFUSED | | 79 | 0.14 |
| 98 = BLANK (NO ANSWER) | | 1269 | 2.19 |
| 99 = LEGITIMATE SKIP..... | | 51523 | 88.78 |

(ADMT22)
AUPOPOFM¹

| | Len : 2 OUPAT MH CARE PYMNT: FAM MBR NOT LIVING W/YOU | Freq | Pct |
|--------------------------------|---|-------|-------|
| 1 = Response entered | | 200 | 0.34 |
| 6 = Response not entered | | 4923 | 8.48 |
| 94 = DON'T KNOW | | 34 | 0.06 |
| 97 = REFUSED | | 79 | 0.14 |
| 98 = BLANK (NO ANSWER) | | 1275 | 2.20 |
| 99 = LEGITIMATE SKIP..... | | 51523 | 88.78 |

(ADMT22)
AUPOPPI¹

| | Len : 2 OUPAT MH CARE PYMNT: PRIVATE HEALTH INSUR | Freq | Pct |
|--------------------------------|---|-------|-------|
| 1 = Response entered | | 2124 | 3.66 |
| 6 = Response not entered | | 2999 | 5.17 |
| 94 = DON'T KNOW | | 34 | 0.06 |
| 97 = REFUSED | | 79 | 0.14 |
| 98 = BLANK (NO ANSWER) | | 1275 | 2.20 |
| 99 = LEGITIMATE SKIP..... | | 51523 | 88.78 |

ADULT MENTAL HEALTH SERVICE UTILIZATION

(ADMT22)
AUPOPMCR¹

| | | | |
|---------|--------------------------------------|-------------|------------|
| Len : 2 | OUTPATIENT MH CARE PAYMENT: MEDICARE | | |
| | | Freq | Pct |
| | 1 = Response entered | 535 | 0.92 |
| | 6 = Response not entered | 4588 | 7.91 |
| | 94 = DON'T KNOW | 34 | 0.06 |
| | 97 = REFUSED | 79 | 0.14 |
| | 98 = BLANK (NO ANSWER) | 1275 | 2.20 |
| | 99 = LEGITIMATE SKIP | 51523 | 88.78 |

(ADMT22)
AUPOPMCD¹

| | | | |
|---------|--------------------------------------|-------------|------------|
| Len : 2 | OUTPATIENT MH CARE PAYMENT: MEDICAID | | |
| | | Freq | Pct |
| | 1 = Response entered | 803 | 1.38 |
| | 6 = Response not entered | 4320 | 7.44 |
| | 94 = DON'T KNOW | 34 | 0.06 |
| | 97 = REFUSED | 79 | 0.14 |
| | 98 = BLANK (NO ANSWER) | 1275 | 2.20 |
| | 99 = LEGITIMATE SKIP | 51523 | 88.78 |

(ADMT22)
AUPOPREH¹

| | | | |
|---------|--|-------------|------------|
| Len : 2 | OUPAT MH CARE PYMNT: REHABILITATION PROG | | |
| | | Freq | Pct |
| | 1 = Response entered | 6 | 0.01 |
| | 6 = Response not entered | 5117 | 8.82 |
| | 94 = DON'T KNOW | 34 | 0.06 |
| | 97 = REFUSED | 79 | 0.14 |
| | 98 = BLANK (NO ANSWER) | 1275 | 2.20 |
| | 99 = LEGITIMATE SKIP | 51523 | 88.78 |

(ADMT22)
AUPOPEMP¹

| | | | |
|---------|--------------------------------------|-------------|------------|
| Len : 2 | OUTPATIENT MH CARE PAYMENT: EMPLOYER | | |
| | | Freq | Pct |
| | 1 = Response entered | 379 | 0.65 |
| | 6 = Response not entered | 4744 | 8.17 |
| | 94 = DON'T KNOW | 34 | 0.06 |
| | 97 = REFUSED | 79 | 0.14 |
| | 98 = BLANK (NO ANSWER) | 1275 | 2.20 |
| | 99 = LEGITIMATE SKIP | 51523 | 88.78 |

(ADMT22)
AUPOPML¹

| | | | |
|---------|---|-------------|------------|
| Len : 2 | OUTPATIENT MH CARE PAYMENT: MILITARY SOURCE | | |
| | | Freq | Pct |
| | 1 = Response entered | 216 | 0.37 |
| | 6 = Response not entered | 4907 | 8.46 |
| | 94 = DON'T KNOW | 34 | 0.06 |
| | 97 = REFUSED | 79 | 0.14 |
| | 98 = BLANK (NO ANSWER) | 1275 | 2.20 |
| | 99 = LEGITIMATE SKIP | 51523 | 88.78 |

(ADMT22)
AUPOPUB¹

| | | | |
|---------|--|-------------|------------|
| Len : 2 | OUPAT MH CARE PYMNT: OTHER PUBLIC SOURCE | | |
| | | Freq | Pct |
| | 1 = Response entered | 113 | 0.19 |
| | 6 = Response not entered | 5010 | 8.63 |
| | 94 = DON'T KNOW | 34 | 0.06 |
| | 97 = REFUSED | 79 | 0.14 |
| | 98 = BLANK (NO ANSWER) | 1275 | 2.20 |
| | 99 = LEGITIMATE SKIP | 51523 | 88.78 |

ADULT MENTAL HEALTH SERVICE UTILIZATION

(ADMT22)
AUPOPPRV¹

Len : 2 OUPAT MH CARE PYMNT: OTHER PRIVATE SOURCE

| | Freq | Pct |
|--------------------------------|-------|-------|
| 1 = Response entered | 65 | 0.11 |
| 6 = Response not entered | 5058 | 8.72 |
| 94 = DON'T KNOW | 34 | 0.06 |
| 97 = REFUSED | 79 | 0.14 |
| 98 = BLANK (NO ANSWER) | 1275 | 2.20 |
| 99 = LEGITIMATE SKIP | 51523 | 88.78 |

(ADMT22)
AUPOPFRE¹

Len : 2 OUTPATIENT MENTAL HEALTH CARE WAS FREE

| | Freq | Pct |
|--------------------------------|-------|-------|
| 1 = Response entered | 285 | 0.49 |
| 6 = Response not entered | 4838 | 8.34 |
| 94 = DON'T KNOW | 34 | 0.06 |
| 97 = REFUSED | 79 | 0.14 |
| 98 = BLANK (NO ANSWER) | 1275 | 2.20 |
| 99 = LEGITIMATE SKIP | 51523 | 88.78 |

Who paid or will pay most of the cost for the outpatient mental health care you received during the past 12 months?

(ADMT23)
AUPOPPOS¹

Len : 2 PAYMENT FOR MOST OF OUTPATIENT MH CARE

| | Freq | Pct |
|---|-------|-------|
| 1 = Self or a family member living with you | 337 | 0.58 |
| 2 = A family member who does not live with you | 43 | 0.07 |
| 3 = Private health insurance | 796 | 1.37 |
| 4 = Medicare | 152 | 0.26 |
| 5 = Medicaid | 112 | 0.19 |
| 7 = Employer | 89 | 0.15 |
| 8 = VA or other military program | 25 | 0.04 |
| 9 = Other public source | 11 | 0.02 |
| 10 = Other private source | 7 | 0.01 |
| 11 = No one paid because the treatment was free | 22 | 0.04 |
| 97 = REFUSED | 79 | 0.14 |
| 98 = BLANK (NO ANSWER) | 1310 | 2.26 |
| 99 = LEGITIMATE SKIP | 55051 | 94.86 |

How much did you or your family pay for the outpatient mental health care you received during the past 12 months? Do not count any money that has been or will be reimbursed by insurance or any other source.

(ADMT24)
AUPOPAMT¹

Len : 2 AMT YOU/FAMILY PAID FOR OUPAT MH CARE

| | Freq | Pct |
|--|-------|-------|
| 1 = Less than \$100 | 455 | 0.78 |
| 2 = \$100 to \$200 | 403 | 0.69 |
| 3 = \$201 to \$500 | 482 | 0.83 |
| 4 = \$501 to \$900 | 330 | 0.57 |
| 5 = \$901 to \$1,500 | 220 | 0.38 |
| 6 = \$1,501 to \$2,000 | 109 | 0.19 |
| 7 = \$2,001 to \$5,000 | 174 | 0.30 |
| 8 = More than \$5,000 | 62 | 0.11 |
| 85 = BAD DATA Logically assigned | 6 | 0.01 |
| 94 = DON'T KNOW | 83 | 0.14 |
| 97 = REFUSED | 82 | 0.14 |
| 98 = BLANK (NO ANSWER) | 1306 | 2.25 |
| 99 = LEGITIMATE SKIP | 54322 | 93.60 |

ADULT MENTAL HEALTH SERVICE UTILIZATION

During the past 12 months have you received any professional counseling, medication or treatment for your mental health, emotions, or behavior over the phone, by email, or through video calling?

(ATXMHTEL)
AUMHTELYR¹

| | Freq | Pct |
|--|-------|-------|
| Len : 2 ADULT RCVD MENTAL HLTH TRMT OVER PHONE/EMAIL/VIDEO PST 12 MS | | |
| 1 = Yes..... | 6685 | 11.52 |
| 2 = No..... | 39253 | 67.64 |
| 3 = Yes Logically assigned..... | 18 | 0.03 |
| 85 = BAD DATA Logically assigned..... | 6 | 0.01 |
| 94 = DON'T KNOW..... | 45 | 0.08 |
| 97 = REFUSED..... | 70 | 0.12 |
| 98 = BLANK (NO ANSWER)..... | 1214 | 2.09 |
| 99 = LEGITIMATE SKIP..... | 10743 | 18.51 |

NOTE: This variable incorporates the value from a probe question that was asked when the respondent answered REFUSED to this question.

During the past 12 months, did you take any prescription medication that was prescribed for you to treat a mental or emotional condition?

(ADMT25, ADMTREF3)
AURXYR¹

| | Freq | Pct |
|---|-------|-------|
| Len : 2 TOOK ANY PRESCRIP MED FOR MH COND PAST 12 MOS | | |
| 1 = Yes..... | 7403 | 12.76 |
| 2 = No..... | 38547 | 66.42 |
| 85 = BAD DATA Logically assigned..... | 6 | 0.01 |
| 94 = DON'T KNOW..... | 59 | 0.10 |
| 97 = REFUSED..... | 54 | 0.09 |
| 98 = BLANK (NO ANSWER)..... | 1222 | 2.11 |
| 99 = LEGITIMATE SKIP..... | 10743 | 18.51 |

During the past 12 months, was there any time when you needed mental health treatment or counseling for yourself but didn't get it?

(ADMT26)
AUUNMTYR¹

| | Freq | Pct |
|--|-------|-------|
| Len : 2 NEEDED MH TRMT BUT DIDN'T GET IT PAST 12 MOS | | |
| 1 = Yes..... | 5537 | 9.54 |
| 2 = No..... | 40360 | 69.55 |
| 85 = BAD DATA Logically assigned..... | 6 | 0.01 |
| 94 = DON'T KNOW..... | 74 | 0.13 |
| 97 = REFUSED..... | 84 | 0.14 |
| 98 = BLANK (NO ANSWER)..... | 1230 | 2.12 |
| 99 = LEGITIMATE SKIP..... | 10743 | 18.51 |

Which of these statements explains why you did not get the mental health treatment or counseling you needed?

(ADMT27)
AUUNTCOST¹

| | Freq | Pct |
|--|-------|-------|
| Len : 2 NO MH TMT COULDN'T AFFORD COST | | |
| 1 = Response entered..... | 2240 | 3.86 |
| 3 = Response entered LOGICALLY ASSIGNED..... | 4 | 0.01 |
| 6 = Response not entered..... | 3270 | 5.63 |
| 85 = BAD DATA Logically assigned..... | 6 | 0.01 |
| 94 = DON'T KNOW..... | 10 | 0.02 |
| 97 = REFUSED..... | 91 | 0.16 |
| 98 = BLANK (NO ANSWER)..... | 1310 | 2.26 |
| 99 = LEGITIMATE SKIP..... | 51103 | 88.06 |

(ADMT27)
AUUNNBR¹

| | Freq | Pct |
|--|-------|-------|
| Len : 2 NO MH TMT CONCERN ABOUT OPIN OF NEIGHBRS | | |
| 1 = Response entered..... | 592 | 1.02 |
| 3 = Response entered LOGICALLY ASSIGNED..... | 2 | 0.00 |
| 6 = Response not entered..... | 4920 | 8.48 |
| 94 = DON'T KNOW..... | 10 | 0.02 |
| 97 = REFUSED..... | 91 | 0.16 |
| 98 = BLANK (NO ANSWER)..... | 1316 | 2.27 |
| 99 = LEGITIMATE SKIP..... | 51103 | 88.06 |

ADULT MENTAL HEALTH SERVICE UTILIZATION

(ADMT27)
AUUNJOB¹

| | | | |
|---|--|-------------|------------|
| Len : 2 NO MH TMT CONCERN ABOUT EFFECT ON JOB | | Freq | Pct |
| 1 = Response entered | | 450 | 0.78 |
| 6 = Response not entered | | 5064 | 8.73 |
| 94 = DON'T KNOW | | 10 | 0.02 |
| 97 = REFUSED | | 91 | 0.16 |
| 98 = BLANK (NO ANSWER) | | 1316 | 2.27 |
| 99 = LEGITIMATE SKIP | | 51103 | 88.06 |

(ADMT27)
AUUNNCOV¹

| | | | |
|---|--|-------------|------------|
| Len : 2 NO MH TMT HEALTH INSUR DIDN'T COVER | | Freq | Pct |
| 1 = Response entered | | 451 | 0.78 |
| 6 = Response not entered | | 5063 | 8.72 |
| 94 = DON'T KNOW | | 10 | 0.02 |
| 97 = REFUSED | | 91 | 0.16 |
| 98 = BLANK (NO ANSWER) | | 1316 | 2.27 |
| 99 = LEGITIMATE SKIP | | 51103 | 88.06 |

(ADMT27)
AUUNENUF¹

| | | | |
|--|--|-------------|------------|
| Len : 2 NO MH TMT NOT ENUF HEALTH INSUR COVERAGE | | Freq | Pct |
| 1 = Response entered | | 1045 | 1.80 |
| 6 = Response not entered | | 4469 | 7.70 |
| 94 = DON'T KNOW | | 10 | 0.02 |
| 97 = REFUSED | | 91 | 0.16 |
| 98 = BLANK (NO ANSWER) | | 1316 | 2.27 |
| 99 = LEGITIMATE SKIP | | 51103 | 88.06 |

(ADMT27)
AUUNWHER¹

| | | | |
|---|--|-------------|------------|
| Len : 2 NO MH TMT DIDN'T KNOW WHERE TO GO FOR SVC | | Freq | Pct |
| 1 = Response entered | | 1753 | 3.02 |
| 3 = Response entered LOGICALLY ASSIGNED | | 9 | 0.02 |
| 6 = Response not entered | | 3752 | 6.47 |
| 94 = DON'T KNOW | | 10 | 0.02 |
| 97 = REFUSED | | 91 | 0.16 |
| 98 = BLANK (NO ANSWER) | | 1316 | 2.27 |
| 99 = LEGITIMATE SKIP | | 51103 | 88.06 |

(ADMT27)
AUUNCFID¹

| | | | |
|---|--|-------------|------------|
| Len : 2 NO MH TMT CONCERN ABOUT CONFIDENTIALITY | | Freq | Pct |
| 1 = Response entered | | 621 | 1.07 |
| 3 = Response entered LOGICALLY ASSIGNED | | 4 | 0.01 |
| 6 = Response not entered | | 4889 | 8.42 |
| 94 = DON'T KNOW | | 10 | 0.02 |
| 97 = REFUSED | | 91 | 0.16 |
| 98 = BLANK (NO ANSWER) | | 1316 | 2.27 |
| 99 = LEGITIMATE SKIP | | 51103 | 88.06 |

(ADMT27)
AUUNCMIT¹

| | | | |
|--|--|-------------|------------|
| Len : 2 NO MH TMT MIGHT BE COMMITTED/TAKE MEDS | | Freq | Pct |
| 1 = Response entered | | 803 | 1.38 |
| 3 = Response entered LOGICALLY ASSIGNED | | 17 | 0.03 |
| 6 = Response not entered | | 4694 | 8.09 |
| 94 = DON'T KNOW | | 10 | 0.02 |
| 97 = REFUSED | | 91 | 0.16 |
| 98 = BLANK (NO ANSWER) | | 1316 | 2.27 |
| 99 = LEGITIMATE SKIP | | 51103 | 88.06 |

ADULT MENTAL HEALTH SERVICE UTILIZATION

Which of these statements explain why you did not get the mental health treatment or counseling you needed?

(ADMT27A)
AUUNNOND¹

| | | | |
|---------|---|-------------|------------|
| Len : 2 | NO MH TMT DON'T THINK NEEDED AT THAT TIME | | |
| | | Freq | Pct |
| | 1 = Response entered..... | 605 | 1.04 |
| | 3 = Response entered LOGICALLY ASSIGNED | 18 | 0.03 |
| | 6 = Response not entered | 4888 | 8.42 |
| | 94 = DON'T KNOW | 11 | 0.02 |
| | 97 = REFUSED | 96 | 0.17 |
| | 98 = BLANK (NO ANSWER) | 1313 | 2.26 |
| | 99 = LEGITIMATE SKIP..... | 51103 | 88.06 |

(ADMT27A)
AUUNHNDL¹

| | | | |
|---------|---|-------------|------------|
| Len : 2 | NO MH TMT THOUGHT COULD HANDLE WITHOUT TMT | | |
| | | Freq | Pct |
| | 1 = Response entered..... | 1616 | 2.78 |
| | 3 = Response entered LOGICALLY ASSIGNED | 6 | 0.01 |
| | 6 = Response not entered | 3889 | 6.70 |
| | 94 = DON'T KNOW | 11 | 0.02 |
| | 97 = REFUSED | 96 | 0.17 |
| | 98 = BLANK (NO ANSWER) | 1313 | 2.26 |
| | 99 = LEGITIMATE SKIP..... | 51103 | 88.06 |

(ADMT27A)
AUUNNHLP¹

| | | | |
|---------|---|-------------|------------|
| Len : 2 | NO MH TMT DIDN'T THINK TMT WOULD HELP | | |
| | | Freq | Pct |
| | 1 = Response entered..... | 736 | 1.27 |
| | 3 = Response entered LOGICALLY ASSIGNED | 6 | 0.01 |
| | 6 = Response not entered | 4769 | 8.22 |
| | 94 = DON'T KNOW | 11 | 0.02 |
| | 97 = REFUSED | 96 | 0.17 |
| | 98 = BLANK (NO ANSWER) | 1313 | 2.26 |
| | 99 = LEGITIMATE SKIP..... | 51103 | 88.06 |

(ADMT27A)
AUUNBUSY¹

| | | | |
|---------|---|-------------|------------|
| Len : 2 | NO MH TMT DIDN'T HAVE TIME | | |
| | | Freq | Pct |
| | 1 = Response entered..... | 1161 | 2.00 |
| | 3 = Response entered LOGICALLY ASSIGNED | 18 | 0.03 |
| | 6 = Response not entered | 4332 | 7.46 |
| | 94 = DON'T KNOW | 11 | 0.02 |
| | 97 = REFUSED | 96 | 0.17 |
| | 98 = BLANK (NO ANSWER) | 1313 | 2.26 |
| | 99 = LEGITIMATE SKIP..... | 51103 | 88.06 |

(ADMT27A)
AUUNFOUT¹

| | | | |
|---------|---|-------------|------------|
| Len : 2 | NO MH TMT DIDN'T WANT OTHERS TO FIND OUT | | |
| | | Freq | Pct |
| | 1 = Response entered..... | 417 | 0.72 |
| | 3 = Response entered LOGICALLY ASSIGNED | 11 | 0.02 |
| | 6 = Response not entered | 5083 | 8.76 |
| | 94 = DON'T KNOW | 11 | 0.02 |
| | 97 = REFUSED | 96 | 0.17 |
| | 98 = BLANK (NO ANSWER) | 1313 | 2.26 |
| | 99 = LEGITIMATE SKIP..... | 51103 | 88.06 |

(ADMT27A)
AUUNNTSP¹

| | | | |
|---------|--|-------------|------------|
| Len : 2 | NO MH TMT HAD NO TRANSPORTATION OR TMT TOO FAR | | |
| | | Freq | Pct |
| | 1 = Response entered..... | 292 | 0.50 |
| | 3 = Response entered LOGICALLY ASSIGNED | 3 | 0.01 |
| | 6 = Response not entered | 5216 | 8.99 |
| | 94 = DON'T KNOW | 11 | 0.02 |
| | 97 = REFUSED | 96 | 0.17 |
| | 98 = BLANK (NO ANSWER) | 1313 | 2.26 |
| | 99 = LEGITIMATE SKIP..... | 51103 | 88.06 |

ADULT MENTAL HEALTH SERVICE UTILIZATION

(ADMT27, ADMT27A)

AUUNSOR¹

Len : 2 NO MH TMT FOR SOME OTHER REASON

| | Freq | Pct |
|--------------------------------|-------|-------|
| 1 = Response entered | 1174 | 2.02 |
| 6 = Response not entered | 4345 | 7.49 |
| 94 = DON'T KNOW | 10 | 0.02 |
| 97 = REFUSED | 91 | 0.16 |
| 98 = BLANK (NO ANSWER) | 1311 | 2.26 |
| 99 = LEGITIMATE SKIP..... | 51103 | 88.06 |

(ADM27SC1)

AUUNRIM2¹

Len : 2 MOST IMPORTNT OTH REAS DIDNT GET MH TMT PST 12 MO

| | Freq | Pct |
|---|-------|-------|
| 1 = You couldn't afford the cost..... | 36 | 0.06 |
| 2 = Concerned neighbors/community have neg opinion | 6 | 0.01 |
| 3 = Concerned might have a neg effect on your job..... | 3 | 0.01 |
| 4 = Your health ins doesnt cover any mental hlth tmt..... | 1 | 0.00 |
| 5 = Your health ins doesnt pay enuf for ment hlth tmt..... | 6 | 0.01 |
| 6 = You did not know where to go to get services | 21 | 0.04 |
| 7 = Concerned info might not be kept confidential | 7 | 0.01 |
| 8 = Concerned might be committed/take medicine | 24 | 0.04 |
| 9 = You didn't think you needed treatment at the time..... | 25 | 0.04 |
| 10 = You thought could handle problem w/o treatment..... | 16 | 0.03 |
| 11 = You didn't think treatment would help..... | 15 | 0.03 |
| 12 = Didn't have time (b/c of job, childcare, other)..... | 42 | 0.07 |
| 13 = Didn't want others to find out you needed treatmnt..... | 24 | 0.04 |
| 14 = No transportation/too far away/hrs inconvenient | 6 | 0.01 |
| 15 = Some other reason or reasons..... | 13 | 0.02 |
| 16 = Afraid too painful/unpleasant/afraid of diagnosis | 20 | 0.03 |
| 17 = Others dissuaded/didn't want you to/unsupportive..... | 26 | 0.04 |
| 18 = You do not have any health insurance coverage | 42 | 0.07 |
| 19 = Ashamed, embarrassed, afraid, or sign of weakness | 56 | 0.10 |
| 20 = You were too stubborn/prideful to go | 3 | 0.01 |
| 21 = You did not want to; reason unspecified..... | 11 | 0.02 |
| 22 = Unmotivated/depressed/confused/angry/unworthy | 64 | 0.11 |
| 23 = Services unavailable in your area/services limited..... | 37 | 0.06 |
| 24 = Didn't want to talk about your problems w/anyone..... | 8 | 0.01 |
| 25 = Didn't like how treated/don't like Dr(s)/hospitals | 35 | 0.06 |
| 26 = Attempted to get trmt,unsuccessful in finding help..... | 63 | 0.11 |
| 27 = Concerned how the court system would treat you..... | 11 | 0.02 |
| 28 = No program/counselor competent/comfortable with | 64 | 0.11 |
| 29 = Just never went/made appointment/arrangements | 4 | 0.01 |
| 32 = Too much red tape/hassle to get services | 21 | 0.04 |
| 33 = There were no openings/long waiting list/delays | 186 | 0.32 |
| 34 = You had other problems/issues to deal with..... | 20 | 0.03 |
| 38 = Too afraid to leave the house | 6 | 0.01 |
| 40 = Unready to seek help/deal w/issues;othrwise unspfd | 9 | 0.02 |
| 41 = Preferrd providr wont/may not accept hlth ins plan | 17 | 0.03 |
| 42 = Health ins wont accept preferred provider/tmt..... | 12 | 0.02 |
| 44 = Services desired unavailable/currently ineligible | 3 | 0.01 |
| 48 = Looking/need to find/don't have counselor/Dr/prgm..... | 5 | 0.01 |
| 60 = COVID-19; otherwise unspecified..... | 47 | 0.08 |
| 61 = COVID-related access/closures/caseloads/waitlists | 37 | 0.06 |
| 62 = COVID-related telehealth dislike/lack of privacy | 14 | 0.02 |
| 63 = Fear of exposure to COVID-19..... | 10 | 0.02 |
| 70 = You did/had appt for mental health trmt/counseling | 11 | 0.02 |
| 85 = BAD DATA Logically assigned | 26 | 0.04 |
| 94 = DON'T KNOW | 22 | 0.04 |
| 97 = REFUSED | 120 | 0.21 |
| 98 = BLANK (NO ANSWER) | 1331 | 2.29 |
| 99 = LEGITIMATE SKIP..... | 55448 | 95.54 |

ADULT MENTAL HEALTH SERVICE UTILIZATION

Earlier, we asked whether you have received prescription medicines, inpatient treatment or outpatient treatment for your emotions, nerves or mental health. The list below contains possible sources of treatment, counseling or support that were not mentioned before.

- Acupuncturist or acupressurist
- Chiropractor
- Herbalist
- In-person support group or self-help group
- Internet support group or chat room
- Spiritual or religious advisor, such as a pastor, priest, rabbi
- Telephone hotline
- Massage therapist

Did you receive treatment, counseling or support from any other sources such as these during the past 12 months?

(ADMT29A)
AUALTYR¹

| | | | |
|---------|---|-------------|------------|
| Len : 2 | RCVD ALTERNATIVE MENT HLTH TRMT PAST 12 MOS | | |
| | | Freq | Pct |
| | 1 = Yes..... | 5217 | 8.99 |
| | 2 = No..... | 40691 | 70.12 |
| | 3 = Yes LOGICALLY ASSIGNED (from AUOPYRS2)..... | 1 | 0.00 |
| | 85 = BAD DATA Logically assigned..... | 6 | 0.01 |
| | 94 = DON'T KNOW..... | 59 | 0.10 |
| | 97 = REFUSED..... | 74 | 0.13 |
| | 98 = BLANK (NO ANSWER)..... | 1243 | 2.14 |
| | 99 = LEGITIMATE SKIP..... | 10743 | 18.51 |

From what source did you receive other treatment, counseling or support for problems with your emotions, nerves or mental health in the past 12 months?

(ADMT29B)
AUALACUP¹

| | | | |
|---------|---|-------------|------------|
| Len : 2 | RCVD ALT MH TMT FROM ACUPUNCTURIST PST 12 MOS | | |
| | | Freq | Pct |
| | 1 = Response entered..... | 454 | 0.78 |
| | 3 = Response entered LOGICALLY ASSIGNED..... | 2 | 0.00 |
| | 6 = Response not entered..... | 4724 | 8.14 |
| | 85 = BAD DATA Logically assigned..... | 6 | 0.01 |
| | 94 = DON'T KNOW..... | 19 | 0.03 |
| | 97 = REFUSED..... | 88 | 0.15 |
| | 98 = BLANK (NO ANSWER)..... | 1307 | 2.25 |
| | 99 = LEGITIMATE SKIP..... | 51434 | 88.63 |

(ADMT29B)
AUALCHIR¹

| | | | |
|---------|--|-------------|------------|
| Len : 2 | RCVD ALT MH TMT FROM CHIROPRACTOR PST 12 MOS | | |
| | | Freq | Pct |
| | 1 = Response entered..... | 2250 | 3.88 |
| | 6 = Response not entered..... | 2930 | 5.05 |
| | 94 = DON'T KNOW..... | 19 | 0.03 |
| | 97 = REFUSED..... | 88 | 0.15 |
| | 98 = BLANK (NO ANSWER)..... | 1313 | 2.26 |
| | 99 = LEGITIMATE SKIP..... | 51434 | 88.63 |

(ADMT29B)
AUALHERB¹

| | | | |
|---------|---|-------------|------------|
| Len : 2 | RCVD ALT MH TMT FROM HERBALIST PAST 12 MONTHS | | |
| | | Freq | Pct |
| | 1 = Response entered..... | 206 | 0.35 |
| | 3 = Response entered LOGICALLY ASSIGNED..... | 1 | 0.00 |
| | 6 = Response not entered..... | 4973 | 8.57 |
| | 94 = DON'T KNOW..... | 19 | 0.03 |
| | 97 = REFUSED..... | 88 | 0.15 |
| | 98 = BLANK (NO ANSWER)..... | 1313 | 2.26 |
| | 99 = LEGITIMATE SKIP..... | 51434 | 88.63 |

ADULT MENTAL HEALTH SERVICE UTILIZATION

(ADMT29B)
AUALSGRP¹

| Len : 2 RCVD ALT MH TMT FR IN-PERS SUPPORT GRP PST 12 MOS | | Freq | Pct |
|---|--|-------|-------|
| 1 = Response entered | | 536 | 0.92 |
| 3 = Response entered LOGICALLY ASSIGNED | | 6 | 0.01 |
| 5 = Response entered LOG ASSN (from AUOPYRS2)..... | | 1 | 0.00 |
| 6 = Response not entered | | 4637 | 7.99 |
| 94 = DON'T KNOW | | 19 | 0.03 |
| 97 = REFUSED | | 88 | 0.15 |
| 98 = BLANK (NO ANSWER) | | 1313 | 2.26 |
| 99 = LEGITIMATE SKIP..... | | 51434 | 88.63 |

(ADMT29B)
AUALINET¹

| Len : 2 RCVD ALT MH TMT FROM INTERNET GROUP PST 12 MOS | | Freq | Pct |
|--|--|-------|-------|
| 1 = Response entered | | 774 | 1.33 |
| 3 = Response entered LOGICALLY ASSIGNED | | 2 | 0.00 |
| 6 = Response not entered | | 4404 | 7.59 |
| 94 = DON'T KNOW | | 19 | 0.03 |
| 97 = REFUSED | | 88 | 0.15 |
| 98 = BLANK (NO ANSWER) | | 1313 | 2.26 |
| 99 = LEGITIMATE SKIP..... | | 51434 | 88.63 |

(ADMT29B)
AUALRELG¹

| Len : 2 RCVD ALT MH TMT FROM RELIGIOUS ADVISOR PST 12 MOS | | Freq | Pct |
|---|--|-------|-------|
| 1 = Response entered | | 1031 | 1.78 |
| 3 = Response entered LOGICALLY ASSIGNED | | 11 | 0.02 |
| 5 = Response entered LOG ASSN (from AUOPYRS2)..... | | 1 | 0.00 |
| 6 = Response not entered | | 4138 | 7.13 |
| 94 = DON'T KNOW | | 19 | 0.03 |
| 97 = REFUSED | | 88 | 0.15 |
| 98 = BLANK (NO ANSWER) | | 1312 | 2.26 |
| 99 = LEGITIMATE SKIP..... | | 51434 | 88.63 |

(ADMT29B)
AUALHLIN¹

| Len : 2 RCVD ALT MH TMT FROM PHONE HOTLINE PST 12 MOS | | Freq | Pct |
|---|--|-------|-------|
| 1 = Response entered | | 233 | 0.40 |
| 3 = Response entered LOGICALLY ASSIGNED | | 3 | 0.01 |
| 6 = Response not entered | | 4944 | 8.52 |
| 94 = DON'T KNOW | | 19 | 0.03 |
| 97 = REFUSED | | 88 | 0.15 |
| 98 = BLANK (NO ANSWER) | | 1313 | 2.26 |
| 99 = LEGITIMATE SKIP..... | | 51434 | 88.63 |

(ADMT29B)
AUALMASG¹

| Len : 2 RCVD ALT MH TMT FROM MASSAGE THERAPIST PST 12 MOS | | Freq | Pct |
|---|--|-------|-------|
| 1 = Response entered | | 2000 | 3.45 |
| 6 = Response not entered | | 3180 | 5.48 |
| 94 = DON'T KNOW | | 19 | 0.03 |
| 97 = REFUSED | | 88 | 0.15 |
| 98 = BLANK (NO ANSWER) | | 1313 | 2.26 |
| 99 = LEGITIMATE SKIP..... | | 51434 | 88.63 |

(ADMT29B)
AUALOTH¹

| Len : 2 RCVD ALT MH TMT FROM OTHER SOURCE PST 12 MOS | | Freq | Pct |
|--|--|-------|-------|
| 1 = Response entered | | 401 | 0.69 |
| 6 = Response not entered | | 4779 | 8.23 |
| 94 = DON'T KNOW | | 19 | 0.03 |
| 97 = REFUSED | | 88 | 0.15 |
| 98 = BLANK (NO ANSWER) | | 1313 | 2.26 |
| 99 = LEGITIMATE SKIP..... | | 51434 | 88.63 |

ADULT MENTAL HEALTH SERVICE UTILIZATION

(ADM29BSC)
AUALOTS2¹

Len : 3 OTH SOURCE OF ALTERN MH TMT PST 12 MOS - SPECIFY

| | Freq | Pct |
|---|-------|-------|
| 1 = Acupuncturist or acupressurist..... | 2 | 0.00 |
| 3 = Herbalist | 1 | 0.00 |
| 4 = In-person support group/self-help group..... | 7 | 0.01 |
| 5 = Internet support group or chat room..... | 4 | 0.01 |
| 6 = Spiritual or religious advisor..... | 12 | 0.02 |
| 7 = Telephone hotline | 3 | 0.01 |
| 9 = Other..... | 37 | 0.06 |
| 20 = Home/family/friends..... | 45 | 0.08 |
| 21 = Doctor/primary care doctor/medical; locale unspec | 24 | 0.04 |
| 22 = Therapist/psychologist/counselor; locale unspcfd | 68 | 0.12 |
| 25 = Medical specialist(inc psychiatrist);locale unspfd..... | 10 | 0.02 |
| 26 = Health professional, not a Dr.; locale unspecified | 30 | 0.05 |
| 29 = Yoga, Tai Chi, Eastern exercise, Pilates | 4 | 0.01 |
| 31 = Medication/taking medication..... | 6 | 0.01 |
| 33 = Personal action/self-care/self-help (not meds/grp)..... | 17 | 0.03 |
| 38 = Family/marriage counseling; type/locale unspec..... | 7 | 0.01 |
| 39 = Energy/biofield therapist (e.g., Reiki)..... | 15 | 0.03 |
| 40 = Manipulation/irrigation (not chiropractic/massage) | 4 | 0.01 |
| 41 = Relig influence other than indiv or higher power | 3 | 0.01 |
| 42 = Therapy, type unspecified | 10 | 0.02 |
| 44 = Mind/Body Therapy (e.g., biofeedback) | 8 | 0.01 |
| 58 = Life/personal coach..... | 8 | 0.01 |
| 62 = Telephone counseling; hotline/crisis unspecified..... | 5 | 0.01 |
| 70 = Name of facility/program or description given | 10 | 0.02 |
| 71 = Reason for seeking help given | 4 | 0.01 |
| 90 = Telehealth/online/internet counselng; chat unspcfd | 31 | 0.05 |
| 985 = BAD DATA Logically assigned | 16 | 0.03 |
| 994 = DON'T KNOW | 4 | 0.01 |
| 997 = REFUSED | 94 | 0.16 |
| 998 = BLANK (NO ANSWER)..... | 1332 | 2.30 |
| 999 = LEGITIMATE SKIP..... | 56213 | 96.86 |

Please think about the mental health treatment or counseling you received during the past 12 months. Which of these statements best describes how you were prompted to get treatment?

(ADMT30)
AUMOTVYR¹

Len : 2 HOW PROMPTED TO GET MH TREATMENT PST 12 MOS

| | Freq | Pct |
|--|-------|-------|
| 1 = I decided on my own to get treatment..... | 10187 | 17.55 |
| 2 = I got trmt bc someone else thought I should..... | 1196 | 2.06 |
| 3 = I was ordered to get treatment..... | 322 | 0.55 |
| 85 = BAD DATA Logically assigned..... | 6 | 0.01 |
| 94 = DON'T KNOW | 277 | 0.48 |
| 97 = REFUSED | 163 | 0.28 |
| 98 = BLANK (NO ANSWER) | 1379 | 2.38 |
| 99 = LEGITIMATE SKIP..... | 44504 | 76.69 |

RECODED ADULT MENTAL HEALTH SERVICE UTILIZATION

RECODED ADULT MENTAL HEALTH SERVICE UTILIZATION

NOTE: The variables in this section are recoded variables that were created from one or more variables from the following sections: Adult Mental Health Service Utilization and Recoded Drug Treatment.

NOTE: Certain source variables that were used to create recoded variables have valid values that might not have been reported or assigned for the current survey year. However, these values have been included in the general specifications in the codebook on how the recoded variables were created. See additional details about this issue in the Organization of the Data File section of this codebook introduction.

(AUNPYR)

| | | | |
|----------------|---|-------------|------------|
| <u>AMHINP2</u> | Len : 1 RC-RCVD INPATIENT MENTAL HEALTH TRT IN PST YR | | |
| | . = Unknown/Aged 12-17/Log Assign Yes (Otherwise) | Freq | Pct |
| | 1 = Yes (AUNPYR=1) | 12038 | 20.74 |
| | 2 = No (AUNPYR=2)..... | 503 | 0.87 |
| | | 45493 | 78.39 |

Starting with the 2021 NSDUH, the following variable for received outpatient mental health treatment/counseling in the past year, AMHOUTP4, defines respondents who reported receiving outpatient mental health treatment/counseling in the past year at only "Some Other Place" (AUOPTYR=1 and only AUOPOTOP=1,3) and AUOPYRS2=85, 94, 97, 98 as a system missing. Levels of AUOPYRS2 were also re-classified between valid or invalid outpatient locations.

AMHOUTP4 is defined as system missing if a respondent reported receiving outpatient mental health treatment/counseling in the past year at only "Some Other Place" (AUOPTYR=1 and only AUOPOTOP=1, 3) and their write-in response was classified as an invalid outpatient mental health treatment/counseling location or alternative treatment/support (AUOPYRS2=7, 8, 10, 11, 17, 30, 55, 56, 59, 71, 85, 94, 97, 98). In addition to the responses described above, respondents aged 12-17 and those coded as logically assigned yes, bad data, legitimate skip, don't know, refused, or blank (AUOPTYR=3, 85, 89, 94, 97, 98, 99) were also defined as system missing. A respondent was assigned a positive response if they indicated they had received outpatient mental health treatment/counseling in the past year (AUOPTYR=1) and they did not indicate an alternative source or invalid outpatient location (AUOPYRS2 not =7, 8, 10, 11, 17, 30, 55, 56, 59, 71, 85, 94, 97, 98) as their only location for outpatient treatment.

(AUOPOTOP, AUOPTYR, AUOPYRS2)

| | | | |
|-----------------|--|-------------|------------|
| <u>AMHOUTP4</u> | Len : 1 RC-RCVD OUTPATIENT MENTAL HEALTH TRT IN PST YR | | |
| | . = Unknown/Aged 12-17 (See comment above) | Freq | Pct |
| | 1 = Yes (See comment above) | 12353 | 21.29 |
| | 2 = No (AUOPTYR=2)..... | 4901 | 8.45 |
| | | 40780 | 70.27 |

(AURXYR)

| | | | |
|---------------|---|-------------|------------|
| <u>AMHRX2</u> | Len : 1 RC-RCVD PRESC MED FOR MENTAL HLTH TRT IN PST YR | | |
| | . = Unknown/Aged 12-17/Log Assign Yes (Otherwise) | Freq | Pct |
| | 1 = Yes (AURXYR=1) | 12084 | 20.82 |
| | 2 = No (AURXYR=2)..... | 7403 | 12.76 |
| | | 38547 | 66.42 |

The following variable for received any mental health treatment in the past year, AMHTXRC4, was revised starting with the 2021 NSDUH to use the updated outpatient mental health treatment variable (AMHOUTP4).

(AMHINP2, AMHOUTP4, AMHRX2)

| | | | |
|-----------------|---|-------------|------------|
| <u>AMHTXRC4</u> | Len : 1 RC-RCVD INPATIENT, OUTPATIENT, OR RX MH TRT IN PST YR | | |
| | . = Unknown/Aged 12-17 (Otherwise)..... | Freq | Pct |
| | 1 = Yes (AMHINP2=1 OR AMHOUTP4=1 OR AMHRX2=1) | 12260 | 21.13 |
| | 2 = No (AMHINP2=2 AND AMHOUTP4=2 AND AMHRX2=2)..... | 9279 | 15.99 |
| | | 36495 | 62.89 |

(AUMHTELYR)

| | | | |
|-------------------|--|-------------|------------|
| <u>AUMHTELYR2</u> | Len : 1 RC-RCVD VIRTUAL MENTAL HEALTH TREATMENT IN PAST YEAR | | |
| | . = Unknown/Aged 12-17 (Otherwise)..... | Freq | Pct |
| | 0 = No (AUMHTELYR=2)..... | 12078 | 20.81 |
| | 1 = Yes (AUMHTELYR=1,3) | 39253 | 67.64 |
| | | 6703 | 11.55 |

RECORDED ADULT MENTAL HEALTH SERVICE UTILIZATION

The following variable for received any mental health treatment including virtual treatment in the past year, AMHTXYR4, was revised starting with the 2021 NSDUH to use the updated outpatient mental health treatment variable (AMHOUTP4).

(AMHINP2, AMHOUTP4, AMHRX2, AUMHTELYR2)

| | | | |
|-----------------|--|-------------|------------|
| <u>AMHTXYR4</u> | Len : 1 RC-RCVD INPATNT, OUTPATNT, RX, OR VIRTUAL MH TRT IN PST YR | | |
| | | Freq | Pct |
| . | = Unknown/Aged 12-17 (Otherwise)..... | 12135 | 20.91 |
| 1 | = Yes (AMHINP2=1 OR AMHOUTP4=1 OR AMHRX2=1 OR AUMHTELYR2=1) ... | 10436 | 17.98 |
| 2 | = No (AMHINP2=2 & AMHOUTP4=2 & AMHRX2=2 & AUMHTELYR2=0)..... | 35463 | 61.11 |

The following variable, AMHSVTYP4, classifies what type of mental health treatment/counseling was received in the past year. Respondents who reported receiving treatment for mental health were classified in one of seven mutually exclusive categories. This variable was revised starting with the 2021 NSDUH to use the updated outpatient mental health treatment variable (AMHOUTP4). A respondent was assigned to level one if they reported receiving inpatient treatment only (AMHINP2=1 and AMHOUTP4=2 and AMHRX2=2), to level two if they reported receiving outpatient treatment only (AMHINP2=2 and AMHOUTP4=1 and AMHRX2=2), to level three if they reported receiving prescription medication treatment only (AMHINP2=2 and AMHOUTP4=2 and AMHRX2=1), to level four if they reported receiving both inpatient and outpatient treatment only (AMHINP2=1 and AMHOUTP4=1 and AMHRX2=2), to level five if they reported receiving inpatient and prescription medication treatment only (AMHINP2=1 and AMHOUTP4=2 and AMHRX2=1), to level six if they reported receiving outpatient and prescription medication treatment only (AMHINP2=2 and AMHOUTP4=1 and AMHRX2=1), or to level seven if they reported receiving inpatient, outpatient, and prescription medication treatment (AMHINP2=1 and AMHOUTP4=1 and AMHRX2=1). Respondents who did not receive inpatient, outpatient, or prescription medication mental health treatment in the past year were assigned to level eight (AMHINP2=2 and AMHOUTP4=2 and AMHRX2=2). Respondents whose specific treatment was not distinguishable due to missing values in one or more of the three source variables (AMHINP2, AMHOUTP4, or AMHRX2) were assigned a system missing.

(AMHINP2, AMHOUTP4, AMHRX2)

| | | | |
|------------------|--|-------------|------------|
| <u>AMHSVTYP4</u> | Len : 1 RC-TYPE OF MENTAL HEALTH TRT RCVD IN PST YR | | |
| | | Freq | Pct |
| . | = Unknown/Aged 12-17 (Otherwise)..... | 12409 | 21.38 |
| 1 | = Inpatient Only (See comment above)..... | 127 | 0.22 |
| 2 | = Outpatient Only (See comment above) | 1690 | 2.91 |
| 3 | = Presc Medication Only (See comment above) | 4029 | 6.94 |
| 4 | = Inpatient and Outpatient Only (See comment above)..... | 38 | 0.07 |
| 5 | = Inpatient and Presc Med Only (See comment above)..... | 79 | 0.14 |
| 6 | = Outpatient and Presc Med Only (See comment above)..... | 2927 | 5.04 |
| 7 | = Inp & Outp & Presc Medication (See comment above)..... | 240 | 0.41 |
| 8 | = Did Not Receive Any of These MH Trt (See comment above)..... | 36495 | 62.89 |

The following variable, AMHTXND2, is defined as feeling a perceived need for mental health treatment/counseling that was not received. This is often referred to as "unmet need."

(AUUNMTYR)

| | | | |
|-----------------|--|-------------|------------|
| <u>AMHTXND2</u> | Len : 1 RC-PERCEIVED UNMET NEED/DID NOT RCV MH TRT IN PST YR | | |
| | | Freq | Pct |
| . | = Unknown/Aged 12-17 (Otherwise)..... | 12137 | 20.91 |
| 1 | = Yes (AUUNMTYR=1) | 5537 | 9.54 |
| 2 | = No (AUUNMTYR=2)..... | 40360 | 69.55 |

The following variable, AMHTXAND4, is defined as feeling a perceived need for mental health treatment/counseling that was not received (often referred to as "unmet need") and receipt of mental health treatment/counseling. This variable was revised starting with the 2021 NSDUH to use the updated received any mental health treatment variable (AMHTXRC4).

(AMHTXND2, AMHTXRC4)

| | | | |
|------------------|--|-------------|------------|
| <u>AMHTXAND4</u> | Len : 1 RC-PERCEIVED UNMET NEED/RECEIPT OF INP, OUTP, RX MH TRT STAT | | |
| | | Freq | Pct |
| . | = Unknown/Aged 12-17 (Otherwise)..... | 12348 | 21.28 |
| 1 | = Perc Unmet Need/No MH TRT (AMHTXND2=1 and AMHTXRC4=2) | 2972 | 5.12 |
| 2 | = No Perc Unmet Need/No MH TRT (AMHTXND2=2 and AMHTXRC4=2) | 33463 | 57.66 |
| 3 | = Perc Unmet Need/Rcvd MH TRT (AMHTXND2=1 and AMHTXRC4=1)..... | 2519 | 4.34 |
| 4 | = No Perc Nd/Rcvd MH TRT (AMHTXND2=2 and AMHTXRC4=1)..... | 6732 | 11.60 |

RECODED ADULT MENTAL HEALTH SERVICE UTILIZATION

NOTE: The following seven variables contain information about the location of outpatient mental health treatment/counseling received in the past year. These variables were revised starting with the 2021 NSDUH to use the updated outpatient mental health treatment variable (AMHOUTP4).

Only respondents who reported having received outpatient mental health treatment/counseling (AMHOUTP4=1) can be defined as having received it at the location. A respondent was allowed to report any of five specific locations or "Some Other Place". If a respondent reported "Some Other Place," they were asked to provide a description of the other location in a follow-up question. The first five variables below were created by examination of the variables containing information on the five specific locations, while the last two variables were created by examination of the variables containing information on the other-specify locations which were grouped into two main categories.

(AMHOUTP4, AUOPMENT)

| | | | |
|----------------|--|-------|-------|
| <u>MHLMNT4</u> | Len : 1 RC-RCVD OUTP MH TRT AT MH CLINIC/CENTER IN PST YR | | |
| | . = Unkwn MH Trt/Unkwn Source/Aged 12-17 (Otherwise) | 12380 | 21.33 |
| | 0 = No (AMHOUTP4=2 or [AMHOUTP4=1 and AUOPMENT=6])..... | 44433 | 76.56 |
| | 1 = Yes (AMHOUTP4=1 and AUOPMENT=1,3)..... | 1221 | 2.10 |

(AMHOUTP4, AUOPTHER)

| | | | |
|-----------------|---|-------|-------|
| <u>MHLTHER4</u> | Len : 1 RC-RCVD OUTP MH TRT AT PRIV THERAPIST OFC IN PST YR | | |
| | . = Unkwn MH Trt/Unkwn Source/Aged 12-17 (Otherwise) | 12380 | 21.33 |
| | 0 = No (AMHOUTP4=2 or [AMHOUTP4=1 and AUOPTHER=6])..... | 42426 | 73.11 |
| | 1 = Yes (AMHOUTP4=1 and AUOPTHER=1,3)..... | 3228 | 5.56 |

(AMHOUTP4, AUOPDOC)

| | | | |
|----------------|--|-------|-------|
| <u>MHLDOC4</u> | Len : 1 RC-RCVD OUTP MH TRT AT NON CLINIC DR OFFCE IN PST YR | | |
| | . = Unkwn MH Trt/Unkwn Source/Aged 12-17 (Otherwise) | 12380 | 21.33 |
| | 0 = No (AMHOUTP4=2 or [AMHOUTP4=1 and AUOPDOC=6])..... | 45098 | 77.71 |
| | 1 = Yes (AMHOUTP4=1 and AUOPDOC=1,3)..... | 556 | 0.96 |

(AMHOUTP4, AUOPCLNC)

| | | | |
|-----------------|--|-------|-------|
| <u>MHLCLNC4</u> | Len : 1 RC-RCVD OUTP MH TRT AT MEDICAL CLINIC IN PST YR | | |
| | . = Unkwn MH Trt/Unkwn Source/Aged 12-17 (Otherwise) | 12380 | 21.33 |
| | 0 = No (AMHOUTP4=2 or [AMHOUTP4=1 and AUOPCLNC=6])..... | 45341 | 78.13 |
| | 1 = Yes (AMHOUTP4=1 and AUOPCLNC=1,3)..... | 313 | 0.54 |

(AMHOUTP4, AUOPDTMT)

| | | | |
|-----------------|--|-------|-------|
| <u>MHLDTMT4</u> | Len : 1 RC-RCVD OUTP MH TRT AT DAY HOSP OR TRT PGM IN PST YR | | |
| | . = Unkwn MH Trt/Unkwn Source/Aged 12-17 (Otherwise) | 12380 | 21.33 |
| | 0 = No (AMHOUTP4=2 or [AMHOUTP4=1 and AUOPDTMT=6])..... | 45587 | 78.55 |
| | 1 = Yes (AMHOUTP4=1 and AUOPDTMT=1,3)..... | 67 | 0.12 |

RECODED ADULT MENTAL HEALTH SERVICE UTILIZATION

NOTE: The following variables, MHLSCHL4 and MHLOTH4, were created by examination of the other-specify write-in responses for locations where a respondent received outpatient mental health treatment/counseling. See additional information included above the location of outpatient mental health treatment recode variable, MHLMNT4. In addition to changes discussed in that note, these two variables have been further revised due to the reclassification of some AUOPYRS2 levels (i.e., valid or invalid outpatient locations).

The following variable, MHLSCHL4, was assigned a positive response if a respondent indicated receiving outpatient mental health treatment/counseling in the past year (AMHOUTP4=1) at some location other than the five locations defined above (AUOPOTOP=1) and the location was classified as ""School or University Setting/Clinic/Center"" (AUOPYRS2=9). A negative response was assigned if the respondent indicated receiving outpatient mental health treatment/counseling in the past year (AMHOUTP4=1) at one of the five locations defined above but not some location other than these five locations (AUOPOTOP=6 AND AUOPYRS2=99), at some location other than the five locations defined above or ""School or University Setting/Clinic/Center"" and this location was classified as a valid outpatient treatment location (AUOPYRS2=1-5, 12-15, 18-21, 23, 24, 25, 27, 31, 40, 41, 43, 53, 58, 60, 70, 73,77), or if they did not receive outpatient mental health treatment in the past year (AMHOUTP4=2). Respondents who indicated receiving outpatient treatment in the past year (AMHOUTP4=1) at some location other than the five locations defined above (AUOPOTOP=1) and the location was classified as an invalid or alternative source of treatment (AUOPYRS2=7, 8, 10, 11, 17, 30, 55, 56, 59, 71), bad data, don't know, refused, or blank (AUOPYRS2=85, 94, 97, 98), aged 12-17 (AUOPYRS2=89, 99 and AMHOUTP4=), or classified as missing for receiving outpatient treatment in the past year (AMHOUTP4=) were set to system missing.

(AMHOUTP4, AUOPOTOP, AUOPYRS2)

MHLSCHL4 Len: 1 RC-RCVD OUTP MH TRT AT A SCHOOL SETTING IN PST YR

| | Freq | Pct |
|---|-------|-------|
| . = Otherwise (See comment above) | 12433 | 21.42 |
| 0 = No (See comment above)..... | 45555 | 78.50 |
| 1 = Yes (See comment above) | 46 | 0.08 |

The following variable, MHLOTH4, was assigned a positive response if a respondent indicated receiving outpatient mental health treatment/counseling in the past year (AMHOUTP4=1) at some location other than the six locations defined above and was classified as a valid location for outpatient mental health treatment/counseling and not considered an alternative source of treatment (AUOPOTOP=1 and AUOPYRS2=12-15, 18-21, 23, 24, 25, 27, 31, 40, 41, 43, 53, 58, 60, 70, 73, 77). A negative response was assigned if the respondent indicated receiving outpatient mental health treatment/counseling in the past year (AMHOUTP4=1) at one of the first five specified locations but not some location other than these locations (AUOPOTOP=6 and AUOPYRS2=99), indicated some other location to be one of the six specified locations defined above (AUOPYRS2=1-5, 9), or if reported not receiving outpatient mental health treatment in the past year (AMHOUTP4=2). Respondents who indicated receiving outpatient treatment in the past year (AMHOUTP4=1) at some location other than the five locations defined above (AUOPOTOP=1) and the location was classified as an invalid or alternative source of treatment (AUOPYRS2=7, 8, 10, 11, 17, 30, 55, 56, 59, 71), bad data, don't know, refused, or blank (AUOPYRS2=85, 94, 97, 98), aged 12-17 (AUOPYRS2=89, 99 and AMHOUTP4=), or classified as missing for receiving outpatient treatment in the past year (AMHOUTP4=) were set to system missing.

(AMHOUTP4, AUOPOTOP, AUOPYRS2)

MHLOTH4 Len: 1 RC-RCVD OUTP MH TRT AT SOME OTHER PLACE IN PST YR

| | Freq | Pct |
|---|-------|-------|
| . = Otherwise (See comment above) | 12433 | 21.42 |
| 0 = No (See comment above)..... | 45508 | 78.42 |
| 1 = Yes (See comment above) | 93 | 0.16 |

NOTE: The following 11 variables contain information about the source of payment for outpatient mental health treatment/counseling received in the past year. These variables were revised starting with the 2021 NSDUH to use the updated outpatient mental health treatment variable (AMHOUTP4). A respondent must have reported having received outpatient mental health treatment in the past year (AMHOUTP4=1) in order to be asked questions on the source of payment for treatment. A respondent was allowed to report any of 11 specific sources of payment.

(AMHOUTP4, AUPOPSLF)

MHPDLSLF4 Len: 1 RC-SELF/HHOLD FAM MBR PAID FOR OUTP MH TRT IN PST YR

| | Freq | Pct |
|---|-------|-------|
| . = No/Unkwn MH Trt/Unkwn Sourc/Aged 12-17 (Otherwise)..... | 53174 | 91.63 |
| 0 = No (AMHOUTP4=1 and AUPOPSLF=6)..... | 2789 | 4.81 |
| 1 = Yes (AMHOUTP4=1 and AUPOPSLF=1)..... | 2071 | 3.57 |

(AMHOUTP4, AUPOPOFM)

MHPDOFM4 Len: 1 RC-NON-HHOLD FAM MBR PAID FOR OUTP MH TRT IN PST YR

| | Freq | Pct |
|---|-------|-------|
| . = No/Unkwn MH Trt/Unkwn Sourc/Aged 12-17 (Otherwise)..... | 53174 | 91.63 |
| 0 = No (AMHOUTP4=1 and AUPOPOFM=6)..... | 4667 | 8.04 |
| 1 = Yes (AMHOUTP4=1 and AUPOPOFM=1)..... | 193 | 0.33 |

RECORDED ADULT MENTAL HEALTH SERVICE UTILIZATION

(AMHOUTP4, AUOPPHI)

| | | | |
|-----------------|---|-------------|------------|
| <u>MHPDPHI4</u> | Len : 1 RC-PRIV HEALTH INSUR PAID FOR OUTP MH TRT IN PST YR | | |
| | . = No/Unkwn MH Trt/Unkwn Sourc/Aged 12-17 (Otherwise)..... | Freq | Pct |
| | 0 = No (AMHOUTP4=1 and AUOPPHI=6)..... | 53174 | 91.63 |
| | 1 = Yes (AMHOUTP4=1 and AUOPPHI=1)..... | 2827 | 4.87 |
| | | 2033 | 3.50 |

(AMHOUTP4, AUOPMCR)

| | | | |
|-----------------|---|-------------|------------|
| <u>MHPDMCR4</u> | Len : 1 RC-MEDICARE PAID FOR OUTP MH TRT IN PST YR | | |
| | . = No/Unkwn MH Trt/Unkwn Sourc/Aged 12-17 (Otherwise)..... | Freq | Pct |
| | 0 = No (AMHOUTP4=1 and AUOPMCR=6)..... | 53174 | 91.63 |
| | 1 = Yes (AMHOUTP4=1 and AUOPMCR=1)..... | 4349 | 7.49 |
| | | 511 | 0.88 |

(AMHOUTP4, AUOPMCD)

| | | | |
|-----------------|---|-------------|------------|
| <u>MHPDMCD4</u> | Len : 1 RC-MEDICAID PAID FOR OUTP MH TRT IN PST YR | | |
| | . = No/Unkn MH Trt /Unkwn Sourc/Aged 12-17 (Otherwise)..... | Freq | Pct |
| | 0 = No (AMHOUTP4=1 and AUOPMCD=6)..... | 53174 | 91.63 |
| | 1 = Yes (AMHOUTP4=1 and AUOPMCD=1)..... | 4077 | 7.03 |
| | | 783 | 1.35 |

(AMHOUTP4, AUOPREH)

| | | | |
|-----------------|---|-------------|------------|
| <u>MHPDREH4</u> | Len : 1 RC-REHAB PGM PAID FOR OUTP MH TRT IN PST YR | | |
| | . = No/Unkwn MH Trt/Unkwn Sourc/Aged 12-17 (Otherwise)..... | Freq | Pct |
| | 0 = No (AMHOUTP4=1 and AUOPREH=6)..... | 53174 | 91.63 |
| | 1 = Yes (AMHOUTP4=1 and AUOPREH=1)..... | 4854 | 8.36 |
| | | 6 | 0.01 |

(AMHOUTP4, AUOPEMP)

| | | | |
|-----------------|---|-------------|------------|
| <u>MHPDEMP4</u> | Len : 1 RC-EMPLOYER PAID FOR OUTP MH TRT IN PST YR | | |
| | . = No/Unkwn MH Trt/Unkwn Sourc/Aged 12-17 (Otherwise)..... | Freq | Pct |
| | 0 = No (AMHOUTP4=1 and AUOPEMP=6)..... | 53174 | 91.63 |
| | 1 = Yes (AMHOUTP4=1 and AUOPEMP=1)..... | 4506 | 7.76 |
| | | 354 | 0.61 |

(AMHOUTP4, AUOPMIL)

| | | | |
|-----------------|--|-------------|------------|
| <u>MHPDMIL4</u> | Len : 1 RC-VA OR MILITARY PGM PAID FOR OUTP MH TRT IN PST YR | | |
| | . = No/Unkwn MH Trt/Unkwn Sourc/Aged 12-17 (Otherwise)..... | Freq | Pct |
| | 0 = No (AMHOUTP4=1 and AUOPMIL=6)..... | 53174 | 91.63 |
| | 1 = Yes (AMHOUTP4=1 and AUOPMIL=1)..... | 4653 | 8.02 |
| | | 207 | 0.36 |

(AMHOUTP4, AUOPPPUB)

| | | | |
|-----------------|---|-------------|------------|
| <u>MHPDPUB4</u> | Len : 1 RC-OTH PUBLIC SOURCE PAID FOR OUTP MH TRT IN PST YR | | |
| | . = No/Unkwn MH Trt/Unkwn Sourc/Aged 12-17 (Otherwise)..... | Freq | Pct |
| | 0 = No (AMHOUTP4=1 and AUOPPPUB=6)..... | 53174 | 91.63 |
| | 1 = Yes (AMHOUTP4=1 and AUOPPPUB=1)..... | 4750 | 8.18 |
| | | 110 | 0.19 |

(AMHOUTP4, AUOPPRV)

| | | | |
|-----------------|--|-------------|------------|
| <u>MHPDPRV4</u> | Len : 1 RC-OTH PRIVATE SOURCE PAID FOR OUTP MH TRT IN PST YR | | |
| | . = No/Unkwn MH Trt/Unkwn Sourc/Aged 12-17 (Otherwise)..... | Freq | Pct |
| | 0 = No (AMHOUTP4=1 and AUOPPRV=6)..... | 53174 | 91.63 |
| | 1 = Yes (AMHOUTP4=1 and AUOPPRV=1)..... | 4798 | 8.27 |
| | | 62 | 0.11 |

(AMHOUTP4, AUOPPFRE)

| | | | |
|-----------------|---|-------------|------------|
| <u>MHPDFRE4</u> | Len : 1 RC-FREE - NOBODY PAID FOR OUTP MH TRT IN PST YR | | |
| | . = No/Unkwn MH Trt/Unkwn Sourc/Aged 12-17 (Otherwise)..... | Freq | Pct |
| | 0 = No (AMHOUTP4=1 and AUOPPFRE=6)..... | 53174 | 91.63 |
| | 1 = Yes (AMHOUTP4=1 and AUOPPFRE=1)..... | 4608 | 7.94 |
| | | 252 | 0.43 |

RECODED ADULT MENTAL HEALTH SERVICE UTILIZATION

NOTE: The following 16 variables contain information about the reasons for not receiving mental health treatment/counseling that was needed in the past year. A respondent must have reported not receiving mental health treatment that was needed in the past year (AMHTXND2=1) in order to be asked the questions on the reason for not receiving treatment. A respondent was allowed to report any of eight specific reasons or "Some Other Reason." If a respondent reported "Some Other Reason," they were allowed to report any of six additional specific reasons or report "Some Other Reason" again. If a respondent reported "Some Other Reason" again, they were then asked to provide the most important other reason in a followup question. The first 14 variables below were created by examination of the variables containing information on the 14 specific reasons; while the last two variables were created by examination of the most important other-specify reasons.

(AMHTXND2, AUUNNCOST)

| | | | |
|-----------------|--|-------------|------------|
| <u>MHRCOST2</u> | Len : 1 RC-NO MH TRT IN PST YR B/C COULD NOT AFFORD COST | | |
| | . = No Unmet Need/Unkn Reas/Aged 12-17 (Otherwise) | Freq | Pct |
| | 0 = No (AMHTXND2=1 and AUUNNCOST=6) | 52520 | 90.50 |
| | 1 = Yes (AMHTXND2=1 and AUUNNCOST=1,3) | 3270 | 5.63 |
| | | 2244 | 3.87 |

(AMHTXND2, AUUNNBR)

| | | | |
|----------------|--|-------------|------------|
| <u>MHRNBR2</u> | Len : 1 RC-NO MH TRT IN PST YR B/C FEAR OF NEIGHBRS NEG OPIN | | |
| | . = No Unmet Need/Unkn Reas/Aged 12-17 (Otherwise) | Freq | Pct |
| | 0 = No (AMHTXND2=1 and AUUNNBR=6) | 52520 | 90.50 |
| | 1 = Yes (AMHTXND2=1 and AUUNNBR=1,3) | 4920 | 8.48 |
| | | 594 | 1.02 |

(AMHTXND2, AUUNJOB)

| | | | |
|-----------------|--|-------------|------------|
| <u>MHRJOBS2</u> | Len : 1 RC-NO MH TRT IN PST YR B/C FEAR OF NEG AFFECT ON JOB | | |
| | . = No Unmet Need/Unkn Reas/Aged 12-17 (Otherwise) | Freq | Pct |
| | 0 = No (AMHTXND2=1 and AUUNJOB=6) | 52520 | 90.50 |
| | 1 = Yes (AMHTXND2=1 and AUUNJOB=1,3) | 5064 | 8.73 |
| | | 450 | 0.78 |

(AMHTXND2, AUUNNCOV)

| | | | |
|-----------------|---|-------------|------------|
| <u>MHRNCOV2</u> | Len : 1 RC-NO MH TRT IN PST YR B/C INSUR NOT COVER AT ALL | | |
| | . = No Unmet Need/Unkn Reas/Aged 12-17 (Otherwise) | Freq | Pct |
| | 0 = No (AMHTXND2=1 and AUUNNCOV=6) | 52520 | 90.50 |
| | 1 = Yes (AMHTXND2=1 and AUUNNCOV=1,3) | 5063 | 8.72 |
| | | 451 | 0.78 |

(AMHTXND2, AUUNENUF)

| | | | |
|-----------------|--|-------------|------------|
| <u>MHRENUF2</u> | Len : 1 RC-NO MH TRT IN PST YR B/C INSUR NOT PAY ENOUGH | | |
| | . = No Unmet Need/Unkn Reas/Aged 12-17 (Otherwise) | Freq | Pct |
| | 0 = No (AMHTXND2=1 and AUUNENUF=6) | 52520 | 90.50 |
| | 1 = Yes (AMHTXND2=1 and AUUNENUF=1,3) | 4469 | 7.70 |
| | | 1045 | 1.80 |

(AMHTXND2, AUUNWHER)

| | | | |
|-----------------|---|-------------|------------|
| <u>MHRWHER2</u> | Len : 1 RC-NO MH TRT IN PST YR B/C DID NOT KNOW WHERE TO GO | | |
| | . = No Unmet Need/Unkn Reas/Aged 12-17 (Otherwise) | Freq | Pct |
| | 0 = No (AMHTXND2=1 and AUUNWHER=6) | 52520 | 90.50 |
| | 1 = Yes (AMHTXND2=1 and AUUNWHER=1,3) | 3752 | 6.47 |
| | | 1762 | 3.04 |

(AMHTXND2, AUUNCFID)

| | | | |
|-----------------|---|-------------|------------|
| <u>MHRCFID2</u> | Len : 1 RC-NO MH TRT IN PST YR B/C CONFIDENTIALITY CONCERNS | | |
| | . = No Unmet Need/Unkn Reas/Aged 12-17 (Otherwise) | Freq | Pct |
| | 0 = No (AMHTXND2=1 and AUUNCFID=6) | 52520 | 90.50 |
| | 1 = Yes (AMHTXND2=1 and AUUNCFID=1,3) | 4889 | 8.42 |
| | | 625 | 1.08 |

(AMHTXND2, AUUNCMIT)

| | | | |
|-----------------|---|-------------|------------|
| <u>MHRCMIT2</u> | Len : 1 RC-NO MH TRT IN PST YR B/C FEAR BEING COMMITTED/MED | | |
| | . = No Unmet Need/Unkn Reas/Aged 12-17 (Otherwise) | Freq | Pct |
| | 0 = No (AMHTXND2=1 and AUUNCMIT=6) | 52520 | 90.50 |
| | 1 = Yes (AMHTXND2=1 and AUUNCMIT=1,3) | 4694 | 8.09 |
| | | 820 | 1.41 |

RECODED ADULT MENTAL HEALTH SERVICE UTILIZATION

(AMHTXND2, AUUNNOND)

| | | | |
|-----------------|--|-------------|------------|
| <u>MHRNOND2</u> | Len : 1 RC-NO MH TRT IN PST YR B/C DIDN'T THINK TRT NEEDED | | |
| | . = No Unmet Need/Unkn Reas/Aged 12-17 (Otherwise) | Freq | Pct |
| | 0 = No (AMHTXND2=1 and AUUNNOND=6)..... | 52523 | 90.50 |
| | 1 = Yes (AMHTXND2=1 and AUUNNOND=1,3) | 4888 | 8.42 |
| | | 623 | 1.07 |

(AMHTXND2, AUUNHNDL)

| | | | |
|-----------------|--|-------------|------------|
| <u>MHRHAND2</u> | Len : 1 RC-NO MH TRT IN PST YR B/C THGT COULD HANDLE PRB W/O | | |
| | . = No Unmet Need/Unkn Reas/Aged 12-17 (Otherwise) | Freq | Pct |
| | 0 = No (AMHTXND2=1 and AUUNHNDL=6)..... | 52523 | 90.50 |
| | 1 = Yes (AMHTXND2=1 and AUUNHNDL=1,3)..... | 3889 | 6.70 |
| | | 1622 | 2.79 |

(AMHTXND2, AUUNNHLP)

| | | | |
|-----------------|---|-------------|------------|
| <u>MHRNOHP2</u> | Len : 1 RC-NO MH TRT IN PST YR B/C DIDN'T THNK TRT WOULD HELP | | |
| | . = No Unmet Need/Unkn Reas/Aged 12-17 (Otherwise) | Freq | Pct |
| | 0 = No (AMHTXND2=1 and AUUNNHLP=6)..... | 52523 | 90.50 |
| | 1 = Yes (AMHTXND2=1 and AUUNNHLP=1,3)..... | 4769 | 8.22 |
| | | 742 | 1.28 |

(AMHTXND2, AUUNBUSY)

| | | | |
|-----------------|--|-------------|------------|
| <u>MHRTIME2</u> | Len : 1 RC-NO MH TRT IN PST YR B/C DIDN'T HAVE TIME | | |
| | . = No Unmet Need/Unkn Reas/Aged 12-17 (Otherwise) | Freq | Pct |
| | 0 = No (AMHTXND2=1 and AUUNBUSY=6)..... | 52523 | 90.50 |
| | 1 = Yes (AMHTXND2=1 and AUUNBUSY=1,3) | 4332 | 7.46 |
| | | 1179 | 2.03 |

(AMHTXND2, AUUNFOUT)

| | | | |
|-----------------|---|-------------|------------|
| <u>MHRFOUT2</u> | Len : 1 RC-NO MH TRT IN PST YR B/C DIDNT WANT OTH TO FIND OUT | | |
| | . = No Unmet Need/Unkn Reas/Aged 12-17 (Otherwise) | Freq | Pct |
| | 0 = No (AMHTXND2=1 and AUUNFOUT=6)..... | 52523 | 90.50 |
| | 1 = Yes (AMHTXND2=1 and AUUNFOUT=1,3)..... | 5083 | 8.76 |
| | | 428 | 0.74 |

(AMHTXND2, AUUNNTSP)

| | | | |
|-----------------|---|-------------|------------|
| <u>MHRTRAN2</u> | Len : 1 RC-NO MH TRT IN PST YR B/C NO TRANS OR INCONVENIENT | | |
| | . = No Unmet Need/Unkn Reas/Aged 12-17 (Otherwise) | Freq | Pct |
| | 0 = No (AMHTXND2=1 and AUUNNTSP=6) | 52523 | 90.50 |
| | 1 = Yes (AMHTXND2=1 and AUUNNTSP=1,3) | 5216 | 8.99 |
| | | 295 | 0.51 |

NOTE: The following variables, MHRCOVID and MHRSOH2, were created by examination of the other-specify write-in responses for the most important reason adults did not receive mental health services. See additional information included above MHCOST2, the reason for not receiving mental health treatment/counseling that was needed in the past year.

The following variable, MHRCOVID, was assigned a positive response if a respondent reported not receiving mental health treatment that was needed in the past year (AMHTXND2=1) and reported the most important other-specify reason for not receiving that treatment was a COVID-19-related reason (AUUNRIMP=60-65). A negative response was assigned if a respondent reported not receiving mental health treatment that was needed in the past year (AMHTXND2=1) and reported the most important other-specify reason was not COVID-19 related, did/had appt for mental health treatment/counseling, or did not report the most important other-specify reason for not receiving this treatment (AUUNSOR=1, 6 and AUUNRIMP=1-59, 70, 85, 94, 97, 98, 99).

(AMHTXND2, AUUNRIM2, AUUNSOR)

| | | | |
|-----------------|--|-------------|------------|
| <u>MHRCOVID</u> | Len : 1 RC-NO MH TRT IN PST YR B/C COVID-19 RELATED REASON | | |
| | . = No/Unkn Unmet Need/Unmet Need&Unkn Reas/Age 12-17(Otherwise) | Freq | Pct |
| | 0 = No (See comment above)..... | 52517 | 90.49 |
| | 1 = Yes (See comment above) | 5408 | 9.32 |
| | | 109 | 0.19 |

RECORDED ADULT MENTAL HEALTH SERVICE UTILIZATION

The following variable, MHR SOTH2, was assigned a positive response if a respondent reported not receiving mental health treatment that was needed in the past year (AMHTXND2=1) and the reason for not receiving that treatment was other than the fourteen reasons listed above (AUUNSOR=1 and AUUNRIM2=15-59). A negative response was assigned if a respondent reported not receiving mental health treatment that was needed in the past year (AMHTXND2=1) and reported one of the reasons listed in the fourteen variables above, respondent did/had appt for mental health treatment/counseling or did not report an other-specify reason for not receiving this treatment (AUUNSOR=1, 6 and AUUNRIM2=1-14, 60-70, 85, 94, 97, 98, 99).

(AMHTXND2, AUUNRIM2, AUUNSOR)

MHR SOTH2 Len : 1 RC-NO MH TRT IN PST YR B/C SOME OTHER REASON

| | Freq | Pct |
|---|-------|-------|
| . = No Unmet Need/Unkn Reas/Aged 12-17 (Otherwise)..... | 52517 | 90.49 |
| 0 = No (See comment above)..... | 4784 | 8.24 |
| 1 = Yes (See comment above)..... | 733 | 1.26 |

NOTE: The following four variables were created by using a combination of variables from the following sections: Recoded Adult Mental Health Service Utilization and Recoded Drug Treatment. Specifications on how the individual Recoded Adult Mental Health Service Utilization variable was defined can be found above. Specifications on how the individual Recoded Drug Treatment variable was defined can be found in the Recoded Drug Treatment section. These variables were revised starting with the 2021 NSDUH to use the updated received any mental health treatment variable (AMHTXRC4).

(AMHTXRC4, TXYRSPILAL)

RCVMHOSPTX4 Len : 1 RC-RCVD MH TRT OR SUB TRT AT SPEC FAC IN PST YR

| | Freq | Pct |
|--|-------|-------|
| . = Yth/Unkn (AGE3<4 or (AMHTXRC4=. & TXYRSPILAL=0))..... | 12238 | 21.09 |
| 0 = No MH & No/Unk Sub Trt (AMHTXRC4=2 & TXYRSPILAL=0)..... | 36273 | 62.50 |
| 1 = MH or Sub Trt at Spc Fac (AMHTXRC4=1 or TXYRSPILAL=1)..... | 9523 | 16.41 |

(AMHTXRC4, TXYRSPILAL)

RCVMHNSPTX4 Len : 1 RC-RCVD MH TRT BUT NOT SUB TRT AT SPEC FAC IN PST YR

| | Freq | Pct |
|---|-------|-------|
| . = Yth/Unkn (AGE3<4 or (AMHTXRC4=. & TXYRSPILAL=0))..... | 12238 | 21.09 |
| 0 = No MH or Sub Trt at Spc Fac (AMHTXRC4=2 or TXYRSPILAL=1)..... | 36857 | 63.51 |
| 1 = Mental Hlth Trt Only (AMHTXRC4=1 and TXYRSPILAL=0)..... | 8939 | 15.40 |

(AMHTXRC4, TXYRSPILAL)

RCVSPTXNMH4 Len : 1 RC-RCVD SUB TRT AT SPEC FAC BUT NOT MH TRT IN PST YR

| | Freq | Pct |
|--|-------|-------|
| . = Yth/Unkn (AGE3<4 or (AMHTXRC4=. & TXYRSPILAL=1))..... | 10765 | 18.55 |
| 0 = No/Unk Sub Trt or MH Trt (AMHTXRC4=1 or TXYRSPILAL=0)..... | 47047 | 81.07 |
| 1 = Sub Trt at Spc Fac Only (AMHTXRC4=2 & TXYRSPILAL=1)..... | 222 | 0.38 |

(AMHTXRC4, TXYRSPILAL)

RCVMHASPTX4 Len : 1 RC-RCVD BOTH MH TRT AND SUB TRT AT SPEC FAC IN PST YR

| | Freq | Pct |
|---|-------|-------|
| . = Yth/Unkn (AGE3<4 or (AMHTXRC4=. & TXYRSPILAL=1))..... | 10765 | 18.55 |
| 0 = No MH or No/Unk Sub Trt (AMHTXRC4=2 or TXYRSPILAL=0)..... | 46929 | 80.86 |
| 1 = MH & Sub Trt at Sp Fac (AMHTXRC4=1 & TXYRSPILAL=1)..... | 340 | 0.59 |

NOTE: The following four variables were created by using a combination of variables from the following sections: Recoded Adult Mental Health Service Utilization and Recoded Drug Treatment. Specifications on how the individual Recoded Adult Mental Health Service Utilization variable was defined can be found above. Specifications on how the individual Recoded Drug Treatment variable was defined can be found in the Recoded Drug Treatment section. These variables were revised starting with the 2021 NSDUH to use the updated received any mental health treatment variable (AMHTXYR4).

(AMHTXYR4, TXYRSPILAL)

RCVMHVROSPTX4 Len : 1 RC-RCVD MH/VIRTUAL TRT OR SUB TRT AT SPEC FAC IN PST YR

| | Freq | Pct |
|---|-------|-------|
| . = Unknown/Aged 12-17 (Otherwise)..... | 12116 | 20.88 |
| 0 = No MH & No/Unk Sub Trt (AMHTXYR4 =2 & TXYRSPILAL=0)..... | 35259 | 60.76 |
| 1 = MH or Sub Trt at Spc Fac (AMHTXYR4 =1 or TXYRSPILAL=1)..... | 10659 | 18.37 |

RECODED ADULT MENTAL HEALTH SERVICE UTILIZATION

(AMHTXYR4, TXYRSPILAL)

RVMHVNRNSPTX4 Len : 1 RC-RCVD MH/VIRTUAL TRT BUT NOT SUB TRT AT SPEC FAC IN PST YR

| | Freq | Pct |
|---|-------------|------------|
| . = Unknown/Aged 12-17 (Otherwise)..... | 12116 | 20.88 |
| 0 = No MH or Sub Trt at Spc Fac (AMHTXYR4 =2 or TXYRSPILAL=1) | 35843 | 61.76 |
| 1 = Mental Hlth Trt Only (AMHTXYR4 =1 and TXYRSPILAL=0)..... | 10075 | 17.36 |

(AMHTXYR4, TXYRSPILAL)

RVSPTXNMHV4 Len : 1 RC-RCVD SUB TRT AT SPEC FAC BUT NOT MH/VIRTUAL TRT IN PST YR

| | Freq | Pct |
|---|-------------|------------|
| . = Unknown/Aged 12-17 (Otherwise)..... | 10762 | 18.54 |
| 0 = No/Unk Sub Trt or MH Trt (AMHTXYR4 =1 or TXYRSPILAL=0)..... | 47068 | 81.10 |
| 1 = Sub Trt at Spc Fac Only (AMHTXYR4 =2 & TXYRSPILAL=1)..... | 204 | 0.35 |

(AMHTXYR4, TXYRSPILAL)

RVMHVRASPTX4 Len : 1 RC-RCVD BOTH MH/VIRTUAL TRT AND SUB TRT AT SPEC FAC PST YR

| | Freq | Pct |
|--|-------------|------------|
| . = Unknown/Aged 12-17 (Otherwise)..... | 10762 | 18.54 |
| 0 = No MH or No/Unk Sub Trt (AMHTXYR4 =2 or TXYRSPILAL=0)..... | 46911 | 80.83 |
| 1 = MH & Sub Trt at Sp Fac (AMHTXYR4 =1 & TXYRSPILAL=1)..... | 361 | 0.62 |

SOCIAL ENVIRONMENT

SOCIAL ENVIRONMENT

The values in this section may be inconsistent with values for variables in other sections of the interview. Items in this section were edited when respondents legitimately skipped out of these items based on prior answers in earlier sections. Otherwise, variables in one section of the interview generally were not edited to make them consistent with variables in another section of the interview. This note applies to variables in this section marked by a¹.

The next questions are about things you might or might not have done recently.

During the past 12 months, how many times have you sold illegal drugs?

(SEN12A)
SNYSELL¹

Len : 2 SOLD ILLEGAL DRUGS

| | Freq | Pct |
|--|-------|-------|
| 1 = 0 times | 45158 | 77.81 |
| 2 = 1 or 2 times | 386 | 0.67 |
| 3 = 3 to 5 times | 133 | 0.23 |
| 4 = 6 to 9 times | 49 | 0.08 |
| 5 = 10 or more times | 184 | 0.32 |
| 85 = BAD DATA Logically assigned | 12 | 0.02 |
| 94 = DON'T KNOW | 39 | 0.07 |
| 97 = REFUSED | 69 | 0.12 |
| 98 = BLANK (NO ANSWER) | 1261 | 2.17 |
| 99 = LEGITIMATE SKIP | 10743 | 18.51 |

During the past 12 months, how many times have you stolen or tried to steal anything worth more than \$50?

(SEN12B)
SNYSTOLE¹

Len : 2 STOLEN/TRIED TO STEAL ANYTHING WORTH > \$50

| | Freq | Pct |
|--|-------|-------|
| 1 = 0 times | 45428 | 78.28 |
| 2 = 1 or 2 times | 323 | 0.56 |
| 3 = 3 to 5 times | 78 | 0.13 |
| 4 = 6 to 9 times | 14 | 0.02 |
| 5 = 10 or more times | 76 | 0.13 |
| 85 = BAD DATA Logically assigned | 12 | 0.02 |
| 94 = DON'T KNOW | 36 | 0.06 |
| 97 = REFUSED | 61 | 0.11 |
| 98 = BLANK (NO ANSWER) | 1263 | 2.18 |
| 99 = LEGITIMATE SKIP | 10743 | 18.51 |

During the past 12 months, how many times have you attacked someone with the intent to seriously hurt them?

(SEN12C)
SNYATTAK¹

Len : 2 ATTACKED SOMEONE W/INTENT TO SERIOUSLY HURT THEM

| | Freq | Pct |
|--|-------|-------|
| 1 = 0 times | 45491 | 78.39 |
| 2 = 1 or 2 times | 354 | 0.61 |
| 3 = 3 to 5 times | 43 | 0.07 |
| 4 = 6 to 9 times | 7 | 0.01 |
| 5 = 10 or more times | 24 | 0.04 |
| 85 = BAD DATA Logically assigned | 12 | 0.02 |
| 94 = DON'T KNOW | 29 | 0.05 |
| 97 = REFUSED | 65 | 0.11 |
| 98 = BLANK (NO ANSWER) | 1266 | 2.18 |
| 99 = LEGITIMATE SKIP | 10743 | 18.51 |

How do you feel about adults trying marijuana or hashish once or twice?

(SEN13B)
SNFAMJEV¹

Len : 2 HOW YOU FEEL: ADLTS TRYING MJ/HASH

| | Freq | Pct |
|--|-------|-------|
| 1 = Neither approve nor disapprove | 32812 | 56.54 |
| 2 = Somewhat disapprove | 4978 | 8.58 |
| 3 = Strongly disapprove | 7799 | 13.44 |
| 85 = BAD DATA Logically assigned | 12 | 0.02 |
| 94 = DON'T KNOW | 229 | 0.39 |
| 97 = REFUSED | 188 | 0.32 |
| 98 = BLANK (NO ANSWER) | 1273 | 2.19 |
| 99 = LEGITIMATE SKIP | 10743 | 18.51 |

SOCIAL ENVIRONMENT

During the past 12 months, how many times did you attend religious services? Please do not include special occasions such as weddings, funerals, or other special events in your answer.

(SENRELAT)
SNRLGSVC¹

Len : 2 PAST 12 MOS, HOW MANY RELIG. SERVICES

| | Freq | Pct |
|--|-------|-------|
| 1 = 0 times | 26979 | 46.49 |
| 2 = 1 to 2 times | 4336 | 7.47 |
| 3 = 3 to 5 times | 3175 | 5.47 |
| 4 = 6 to 24 times | 3950 | 6.81 |
| 5 = 25 to 52 times | 4193 | 7.23 |
| 6 = More than 52 times | 3157 | 5.44 |
| 85 = BAD DATA Logically assigned | 12 | 0.02 |
| 94 = DON'T KNOW | 90 | 0.16 |
| 97 = REFUSED | 121 | 0.21 |
| 98 = BLANK (NO ANSWER) | 1278 | 2.20 |
| 99 = LEGITIMATE SKIP | 10743 | 18.51 |

These next questions are about the role that religious beliefs may play in your life. For each statement, please indicate whether you strongly disagree, disagree, agree, or strongly agree.

Your religious beliefs are a very important part of your life.

(SENREBE1)
SNRLGIMP¹

Len : 2 MY RELIGIOUS BELIEFS ARE VERY IMPORTANT

| | Freq | Pct |
|--|-------|-------|
| 1 = Strongly Disagree | 10179 | 17.54 |
| 2 = Disagree | 7895 | 13.60 |
| 3 = Agree | 14618 | 25.19 |
| 4 = Strongly Agree | 12735 | 21.94 |
| 85 = BAD DATA Logically assigned | 12 | 0.02 |
| 94 = DON'T KNOW | 270 | 0.47 |
| 97 = REFUSED | 292 | 0.50 |
| 98 = BLANK (NO ANSWER) | 1290 | 2.22 |
| 99 = LEGITIMATE SKIP | 10743 | 18.51 |

Your religious beliefs influence how you make decisions in your life.

(SENREBE2)
SNRLDCSN¹

Len : 2 MY RELIGIOUS BELIEFS INFLUENCE MY DECISIONS

| | Freq | Pct |
|--|-------|-------|
| 1 = Strongly Disagree | 10726 | 18.48 |
| 2 = Disagree | 8805 | 15.17 |
| 3 = Agree | 14988 | 25.83 |
| 4 = Strongly Agree | 10952 | 18.87 |
| 85 = BAD DATA Logically assigned | 12 | 0.02 |
| 94 = DON'T KNOW | 242 | 0.42 |
| 97 = REFUSED | 270 | 0.47 |
| 98 = BLANK (NO ANSWER) | 1296 | 2.23 |
| 99 = LEGITIMATE SKIP | 10743 | 18.51 |

It is important that your friends share your religious beliefs.

(SENREBE3)
SNRLFRND¹

Len : 2 IT IS IMPORTANT THAT MY FRIENDS SHARE REL BELIEFS

| | Freq | Pct |
|--|-------|-------|
| 1 = Strongly Disagree | 17226 | 29.68 |
| 2 = Disagree | 17789 | 30.65 |
| 3 = Agree | 7746 | 13.35 |
| 4 = Strongly Agree | 2701 | 4.65 |
| 85 = BAD DATA Logically assigned | 12 | 0.02 |
| 94 = DON'T KNOW | 258 | 0.44 |
| 97 = REFUSED | 260 | 0.45 |
| 98 = BLANK (NO ANSWER) | 1299 | 2.24 |
| 99 = LEGITIMATE SKIP | 10743 | 18.51 |

YOUTH EXPERIENCES

YOUTH EXPERIENCES

The values in this section may be inconsistent with values for variables in other sections of the interview. Items in this section were edited when respondents legitimately skipped out of these items based on prior answers in earlier sections. Otherwise, variables in one section of the interview generally were not edited to make them consistent with variables in another section of the interview. This note applies to variables in this section marked by a¹.

The next questions are about school. By "school," we mean elementary school, junior high or middle school, high school, or a college or university. Please include home schooling as well.

Have you attended any type of school at any time during the past 12 months?

(YE09)

YEATNDYR¹

Len : 2 ATTENDED ANY TYPE OF SCHOOL PAST 12 MONTHS

| | Freq | Pct |
|---------------------------------------|-------|-------|
| 1 = Yes..... | 10003 | 17.24 |
| 2 = No..... | 637 | 1.10 |
| 85 = BAD DATA Logically assigned..... | 16 | 0.03 |
| 94 = DON'T KNOW..... | 55 | 0.09 |
| 97 = REFUSED..... | 17 | 0.03 |
| 98 = BLANK (NO ANSWER)..... | 15 | 0.03 |
| 99 = LEGITIMATE SKIP..... | 47291 | 81.49 |

Some parents decide to educate their children at home rather than send them to school. Have you been home-schooled at any time during the past 12 months?

(YE09A)

YEHMSLYR¹

Len : 2 HOME SCHOOLED AT ANY TIME DURING THE PAST 12 MOS

| | Freq | Pct |
|---------------------------------------|-------|-------|
| 1 = Yes..... | 181 | 0.31 |
| 2 = No..... | 492 | 0.85 |
| 85 = BAD DATA Logically assigned..... | 13 | 0.02 |
| 94 = DON'T KNOW..... | 25 | 0.04 |
| 97 = REFUSED..... | 10 | 0.02 |
| 98 = BLANK (NO ANSWER)..... | 19 | 0.03 |
| 99 = LEGITIMATE SKIP..... | 57294 | 98.72 |

Which of the statements below best describes how you felt overall about going to school during the past 12 months?

(YE10)

YESCHFLT¹

Len : 2 HOW YOU FELT OVERALL ABT GOING TO SCHL PAST 12 MOS

| | Freq | Pct |
|--|-------|-------|
| 1 = You liked going to school a lot..... | 2189 | 3.77 |
| 2 = You kind of liked going to school..... | 5095 | 8.78 |
| 3 = You didn't like going to school very much..... | 2074 | 3.57 |
| 4 = You hated going to school..... | 801 | 1.38 |
| 85 = BAD DATA Logically assigned..... | 5 | 0.01 |
| 94 = DON'T KNOW..... | 20 | 0.03 |
| 97 = REFUSED..... | 15 | 0.03 |
| 98 = BLANK (NO ANSWER)..... | 84 | 0.14 |
| 99 = LEGITIMATE SKIP..... | 47751 | 82.28 |

During the past 12 months, how often did you feel that the school work you were assigned to do was meaningful and important?

(YE11)

YESCHWRK¹

Len : 2 HOW OFTEN FELT SCHL WORK MEANINGFUL PST 12 MOS

| | Freq | Pct |
|---------------------------------------|-------|-------|
| 1 = Always..... | 1831 | 3.16 |
| 2 = Sometimes..... | 4997 | 8.61 |
| 3 = Seldom..... | 2375 | 4.09 |
| 4 = Never..... | 948 | 1.63 |
| 85 = BAD DATA Logically assigned..... | 5 | 0.01 |
| 94 = DON'T KNOW..... | 26 | 0.04 |
| 97 = REFUSED..... | 17 | 0.03 |
| 98 = BLANK (NO ANSWER)..... | 84 | 0.14 |
| 99 = LEGITIMATE SKIP..... | 47751 | 82.28 |

YOUTH EXPERIENCES

How important do you think the things you have learned in school during the past 12 months are going to be to you later in life?

(YE12)

YESCHIMP¹

Len : 2 HOW IMPT THINGS LEARNED PST 12 MOS ARE GOING TO BE

| | Freq | Pct |
|---------------------------------------|-------|-------|
| 1 = Very important..... | 2304 | 3.97 |
| 2 = Somewhat important..... | 4705 | 8.11 |
| 3 = Somewhat unimportant..... | 2290 | 3.95 |
| 4 = Very unimportant..... | 854 | 1.47 |
| 85 = BAD DATA Logically assigned..... | 5 | 0.01 |
| 94 = DON'T KNOW..... | 25 | 0.04 |
| 97 = REFUSED..... | 16 | 0.03 |
| 98 = BLANK (NO ANSWER)..... | 84 | 0.14 |
| 99 = LEGITIMATE SKIP..... | 47751 | 82.28 |

How interesting do you think most of your courses at school during the past 12 months have been?

(YE13)

YESCHINT¹

Len : 2 HOW INTERESTING ARE COURSES AT SCHL PAST 12 MONTHS

| | Freq | Pct |
|---------------------------------------|-------|-------|
| 1 = Very interesting..... | 1798 | 3.10 |
| 2 = Somewhat interesting..... | 4872 | 8.40 |
| 3 = Somewhat boring..... | 2428 | 4.18 |
| 4 = Very boring..... | 1053 | 1.81 |
| 85 = BAD DATA Logically assigned..... | 5 | 0.01 |
| 94 = DON'T KNOW..... | 24 | 0.04 |
| 97 = REFUSED..... | 19 | 0.03 |
| 98 = BLANK (NO ANSWER)..... | 84 | 0.14 |
| 99 = LEGITIMATE SKIP..... | 47751 | 82.28 |

During the past 12 months, how often did your teachers at school let you know when you were doing a good job with you school work?

(YE14)

YETCGJOB¹

Len : 2 HOW OFTEN TCHR SAY DOING A GOOD JOB PAST 12 MONTHS

| | Freq | Pct |
|---------------------------------------|-------|-------|
| 1 = Always..... | 2907 | 5.01 |
| 2 = Sometimes..... | 4572 | 7.88 |
| 3 = Seldom..... | 1805 | 3.11 |
| 4 = Never..... | 864 | 1.49 |
| 85 = BAD DATA Logically assigned..... | 5 | 0.01 |
| 94 = DON'T KNOW..... | 31 | 0.05 |
| 97 = REFUSED..... | 15 | 0.03 |
| 98 = BLANK (NO ANSWER)..... | 84 | 0.14 |
| 99 = LEGITIMATE SKIP..... | 47751 | 82.28 |

What were your grades for the last semester or grading period you completed?

(YE15)

YELSTGRD¹

Len : 2 GRADES FOR LAST SEMESTER/GRADING PERIOD COMPLETED

| | Freq | Pct |
|---|-------|-------|
| 1 = An "A+", "A" or "A-minus" average..... | 4078 | 7.03 |
| 2 = A "B+", "B" or "B-minus" average..... | 3335 | 5.75 |
| 3 = A "C+", "C" or "C-minus" average..... | 1465 | 2.52 |
| 4 = A "D" or less than a "D" average..... | 608 | 1.05 |
| 5 = My school does not give these grades..... | 467 | 0.80 |
| 85 = BAD DATA Logically assigned..... | 6 | 0.01 |
| 94 = DON'T KNOW..... | 163 | 0.28 |
| 97 = REFUSED..... | 77 | 0.13 |
| 98 = BLANK (NO ANSWER)..... | 84 | 0.14 |
| 99 = LEGITIMATE SKIP..... | 47751 | 82.28 |

YOUTH EXPERIENCES

How many of the students in your grade at school would you say smoke cigarettes?

Please think about the school you would be attending if you were not home-schooled, as you answer these next questions.

How many of the students in your grade at school would you say smoke cigarettes?

(YE16A)

YESTSCIG¹

Len : 2 HOW MANY SDNTS YOU KNOW IN GRADE SMOKE CIGARETTES

| | Freq | Pct |
|---------------------------------------|-------|-------|
| 1 = None of them | 3789 | 6.53 |
| 2 = A few of them | 5124 | 8.83 |
| 3 = Most of them..... | 707 | 1.22 |
| 4 = All of them..... | 56 | 0.10 |
| 85 = BAD DATA Logically assigned..... | 6 | 0.01 |
| 94 = DON'T KNOW | 490 | 0.84 |
| 97 = REFUSED | 26 | 0.04 |
| 98 = BLANK (NO ANSWER) | 85 | 0.15 |
| 99 = LEGITIMATE SKIP..... | 47751 | 82.28 |

How many of the students in your grade at school would you say use marijuana or hashish?

(YE16B)

YESTSMJ¹

Len : 2 HOW MANY SDNTS YOU KNOW IN GRADE USE MJ/HASH

| | Freq | Pct |
|---------------------------------------|-------|-------|
| 1 = None of them | 3971 | 6.84 |
| 2 = A few of them | 3804 | 6.55 |
| 3 = Most of them..... | 1744 | 3.01 |
| 4 = All of them..... | 128 | 0.22 |
| 85 = BAD DATA Logically assigned..... | 6 | 0.01 |
| 94 = DON'T KNOW | 520 | 0.90 |
| 97 = REFUSED | 25 | 0.04 |
| 98 = BLANK (NO ANSWER) | 85 | 0.15 |
| 99 = LEGITIMATE SKIP..... | 47751 | 82.28 |

How many of the students in your grade at school would you say drink alcoholic beverages?

(YE16C)

YESTSALC¹

Len : 2 HOW MANY SDNTS YOU KNOW IN GRADE DRINK ALCOHOL

| | Freq | Pct |
|---------------------------------------|-------|-------|
| 1 = None of them | 3470 | 5.98 |
| 2 = A few of them | 4037 | 6.96 |
| 3 = Most of them..... | 2039 | 3.51 |
| 4 = All of them..... | 138 | 0.24 |
| 85 = BAD DATA Logically assigned..... | 6 | 0.01 |
| 94 = DON'T KNOW | 485 | 0.84 |
| 97 = REFUSED | 23 | 0.04 |
| 98 = BLANK (NO ANSWER) | 85 | 0.15 |
| 99 = LEGITIMATE SKIP..... | 47751 | 82.28 |

How many of the students in your grade at school would you say get drunk at least once a week?

(YE16D)

YESTSDNK¹

Len : 2 HOW MANY SDNTS YOU KNOW GET DRUNK WEEKLY

| | Freq | Pct |
|---------------------------------------|-------|-------|
| 1 = None of them | 5385 | 9.28 |
| 2 = A few of them | 3440 | 5.93 |
| 3 = Most of them..... | 658 | 1.13 |
| 4 = All of them..... | 53 | 0.09 |
| 85 = BAD DATA Logically assigned..... | 6 | 0.01 |
| 94 = DON'T KNOW | 630 | 1.09 |
| 97 = REFUSED | 26 | 0.04 |
| 98 = BLANK (NO ANSWER) | 85 | 0.15 |
| 99 = LEGITIMATE SKIP..... | 47751 | 82.28 |

YOUTH EXPERIENCES

The next questions ask about your parents. By parents, we mean either your biological parents, adoptive parents, stepparents, or adult guardians who live in your household.

During the past 12 months, how often did your parents check on whether you had done your homework?

(YE06A)

YEPCHKHW¹

Len : 2 PRNTS CHECK IF YOU'VE DONE HOMEWORK PST 12 MOS

| | Freq | Pct |
|--|-------------|------------|
| 1 = Always..... | 5345 | 9.21 |
| 2 = Sometimes | 3174 | 5.47 |
| 3 = Seldom..... | 958 | 1.65 |
| 4 = Never | 662 | 1.14 |
| 85 = BAD DATA Logically assigned | 6 | 0.01 |
| 94 = DON'T KNOW | 28 | 0.05 |
| 97 = REFUSED | 24 | 0.04 |
| 98 = BLANK (NO ANSWER) | 86 | 0.15 |
| 99 = LEGITIMATE SKIP..... | 47751 | 82.28 |

During the past 12 months, how often did your parents provide help with your homework when you needed it?

(YE06B)

YEPHLPHW¹

Len : 2 PRNTS HELPED YOU W/HOMEWORK PAST 12 MONTHS

| | Freq | Pct |
|--|-------------|------------|
| 1 = Always..... | 5736 | 9.88 |
| 2 = Sometimes | 2410 | 4.15 |
| 3 = Seldom..... | 990 | 1.71 |
| 4 = Never | 977 | 1.68 |
| 85 = BAD DATA Logically assigned | 6 | 0.01 |
| 94 = DON'T KNOW | 41 | 0.07 |
| 97 = REFUSED | 37 | 0.06 |
| 98 = BLANK (NO ANSWER) | 86 | 0.15 |
| 99 = LEGITIMATE SKIP..... | 47751 | 82.28 |

During the past 12 months, how often did your parents make you do chores around the house?

(YE06C)

YEPCHORE¹

Len : 2 PRNTS MADE YOU DO WORK/CHORES PAST 12 MONTHS

| | Freq | Pct |
|--|-------------|------------|
| 1 = Always..... | 5063 | 8.72 |
| 2 = Sometimes | 4395 | 7.57 |
| 3 = Seldom..... | 859 | 1.48 |
| 4 = Never | 317 | 0.55 |
| 85 = BAD DATA Logically assigned | 18 | 0.03 |
| 94 = DON'T KNOW | 49 | 0.08 |
| 97 = REFUSED | 25 | 0.04 |
| 98 = BLANK (NO ANSWER) | 17 | 0.03 |
| 99 = LEGITIMATE SKIP..... | 47291 | 81.49 |

During the past 12 months, how often did your parents limit the amount of time you watched TV?

(YE06D)

YEPLMTTV¹

Len : 2 PRNTS LIMITED YOUR AMT OF TV TIME PST 12 MOS

| | Freq | Pct |
|--|-------------|------------|
| 1 = Always..... | 1323 | 2.28 |
| 2 = Sometimes | 2858 | 4.92 |
| 3 = Seldom..... | 2092 | 3.60 |
| 4 = Never | 4317 | 7.44 |
| 85 = BAD DATA Logically assigned | 18 | 0.03 |
| 94 = DON'T KNOW | 91 | 0.16 |
| 97 = REFUSED | 27 | 0.05 |
| 98 = BLANK (NO ANSWER) | 17 | 0.03 |
| 99 = LEGITIMATE SKIP..... | 47291 | 81.49 |

YOUTH EXPERIENCES

During the past 12 months, how often did your parents limit the amount of time you went out with friends on school nights?

(YE06E)

YEPLMTSN¹

Len : 2 PRNTS LIMITED YOUR TIME OUT W/FRNDS PST 12 MOS

| | Freq | Pct |
|---------------------------------------|-------|-------|
| 1 = Always..... | 3238 | 5.58 |
| 2 = Sometimes..... | 2753 | 4.74 |
| 3 = Seldom..... | 1637 | 2.82 |
| 4 = Never..... | 2266 | 3.90 |
| 85 = BAD DATA Logically assigned..... | 6 | 0.01 |
| 94 = DON'T KNOW..... | 230 | 0.40 |
| 97 = REFUSED..... | 67 | 0.12 |
| 98 = BLANK (NO ANSWER)..... | 86 | 0.15 |
| 99 = LEGITIMATE SKIP..... | 47751 | 82.28 |

During the past 12 months, how often did your parents let you know when you'd done a good job?

(YE06F)

YEPGJOB¹

Len : 2 PRNTS LET YOU KNOW DONE A GOOD JOB PST 12 MOS

| | Freq | Pct |
|---------------------------------------|-------|-------|
| 1 = Always..... | 5219 | 8.99 |
| 2 = Sometimes..... | 3605 | 6.21 |
| 3 = Seldom..... | 1219 | 2.10 |
| 4 = Never..... | 581 | 1.00 |
| 85 = BAD DATA Logically assigned..... | 18 | 0.03 |
| 94 = DON'T KNOW..... | 59 | 0.10 |
| 97 = REFUSED..... | 25 | 0.04 |
| 98 = BLANK (NO ANSWER)..... | 17 | 0.03 |
| 99 = LEGITIMATE SKIP..... | 47291 | 81.49 |

During the past 12 months, how often did your parents tell you they were proud of you for something you had done?

(YE06G)

YEPPROUD¹

Len : 2 TELL YOU THEY'RE PROUD OF SOMETHING YOU'D DONE

| | Freq | Pct |
|---------------------------------------|-------|-------|
| 1 = Always..... | 5196 | 8.95 |
| 2 = Sometimes..... | 3473 | 5.98 |
| 3 = Seldom..... | 1337 | 2.30 |
| 4 = Never..... | 622 | 1.07 |
| 85 = BAD DATA Logically assigned..... | 18 | 0.03 |
| 94 = DON'T KNOW..... | 54 | 0.09 |
| 97 = REFUSED..... | 26 | 0.04 |
| 98 = BLANK (NO ANSWER)..... | 17 | 0.03 |
| 99 = LEGITIMATE SKIP..... | 47291 | 81.49 |

During the past 12 months, how many times have you argued or had a fight with at least one of your parents?

(YE18A)

YAYARGUP¹

Len : 2 ARGUED/HAD A FIGHT WITH AT LEAST ONE OF YOUR PRNTS

| | Freq | Pct |
|---------------------------------------|-------|-------|
| 1 = 0 times..... | 2178 | 3.75 |
| 2 = 1 or 2 times..... | 3058 | 5.27 |
| 3 = 3 to 5 times..... | 2149 | 3.70 |
| 4 = 6 to 9 times..... | 1065 | 1.84 |
| 5 = 10 or more times..... | 2044 | 3.52 |
| 85 = BAD DATA Logically assigned..... | 18 | 0.03 |
| 94 = DON'T KNOW..... | 137 | 0.24 |
| 97 = REFUSED..... | 77 | 0.13 |
| 98 = BLANK (NO ANSWER)..... | 17 | 0.03 |
| 99 = LEGITIMATE SKIP..... | 47291 | 81.49 |

YOUTH EXPERIENCES

During the past 12 months, how many times have you gotten into a serious fight at school or work?

(YE18B)

YEYFGTWSW¹

Len : 2 GOTTEN INTO A SERIOUS FIGHT AT SCHOOL/WORK

| | Freq | Pct |
|--|-------|-------|
| 1 = 0 times | 9178 | 15.81 |
| 2 = 1 or 2 times | 1113 | 1.92 |
| 3 = 3 to 5 times | 210 | 0.36 |
| 4 = 6 to 9 times | 69 | 0.12 |
| 5 = 10 or more times | 51 | 0.09 |
| 85 = BAD DATA Logically assigned | 18 | 0.03 |
| 94 = DON'T KNOW | 56 | 0.10 |
| 97 = REFUSED | 31 | 0.05 |
| 98 = BLANK (NO ANSWER) | 17 | 0.03 |
| 99 = LEGITIMATE SKIP | 47291 | 81.49 |

During the past 12 months, how many times have you taken part in a fight where a group of your friends fought against another group?

(YE18C)

YEYFGTGP¹

Len : 2 TAKEN PART IN FIGHT WHERE GROUP FIGHTS GROUP

| | Freq | Pct |
|--|-------|-------|
| 1 = 0 times | 9581 | 16.51 |
| 2 = 1 or 2 times | 816 | 1.41 |
| 3 = 3 to 5 times | 143 | 0.25 |
| 4 = 6 to 9 times | 39 | 0.07 |
| 5 = 10 or more times | 43 | 0.07 |
| 85 = BAD DATA Logically assigned | 18 | 0.03 |
| 94 = DON'T KNOW | 62 | 0.11 |
| 97 = REFUSED | 24 | 0.04 |
| 98 = BLANK (NO ANSWER) | 17 | 0.03 |
| 99 = LEGITIMATE SKIP | 47291 | 81.49 |

During the past 12 months, how many times have you carried a handgun?

(YE18D)

YEYHGUN¹

Len : 2 CARRIED A HANDGUN

| | Freq | Pct |
|--|-------|-------|
| 1 = 0 times | 10150 | 17.49 |
| 2 = 1 or 2 times | 336 | 0.58 |
| 3 = 3 to 5 times | 79 | 0.14 |
| 4 = 6 to 9 times | 29 | 0.05 |
| 5 = 10 or more times | 42 | 0.07 |
| 85 = BAD DATA Logically assigned | 18 | 0.03 |
| 94 = DON'T KNOW | 44 | 0.08 |
| 97 = REFUSED | 27 | 0.05 |
| 98 = BLANK (NO ANSWER) | 18 | 0.03 |
| 99 = LEGITIMATE SKIP | 47291 | 81.49 |

During the past 12 months, how many times have you sold illegal drugs?

(YE18E)

YEYSELL¹

Len : 2 SOLD ILLEGAL DRUGS

| | Freq | Pct |
|--|-------|-------|
| 1 = 0 times | 10531 | 18.15 |
| 2 = 1 or 2 times | 67 | 0.12 |
| 3 = 3 to 5 times | 20 | 0.03 |
| 4 = 6 to 9 times | 11 | 0.02 |
| 5 = 10 or more times | 26 | 0.04 |
| 85 = BAD DATA Logically assigned | 18 | 0.03 |
| 94 = DON'T KNOW | 31 | 0.05 |
| 97 = REFUSED | 19 | 0.03 |
| 98 = BLANK (NO ANSWER) | 20 | 0.03 |
| 99 = LEGITIMATE SKIP | 47291 | 81.49 |

YOUTH EXPERIENCES

During the past 12 months, how many times have you stolen or tried to steal anything worth more than \$50?

(YE18F)

YEYSTOLE¹

Len : 2 STOLEN/TRIED TO STEAL ANYTHING WORTH >\$50

| | Freq | Pct |
|--|-------|-------|
| 1 = 0 times | 10380 | 17.89 |
| 2 = 1 or 2 times | 199 | 0.34 |
| 3 = 3 to 5 times | 43 | 0.07 |
| 4 = 6 to 9 times | 18 | 0.03 |
| 5 = 10 or more times | 14 | 0.02 |
| 85 = BAD DATA Logically assigned | 18 | 0.03 |
| 94 = DON'T KNOW | 29 | 0.05 |
| 97 = REFUSED | 21 | 0.04 |
| 98 = BLANK (NO ANSWER) | 21 | 0.04 |
| 99 = LEGITIMATE SKIP | 47291 | 81.49 |

During the past 12 months, how many times have you attacked someone with the intent to seriously hurt them?

(YE18G)

YEYATTAK¹

Len : 2 ATTACKED SOMEONE W/INTENT TO SERIOUSLY HURT THEM

| | Freq | Pct |
|--|-------|-------|
| 1 = 0 times | 10152 | 17.49 |
| 2 = 1 or 2 times | 402 | 0.69 |
| 3 = 3 to 5 times | 52 | 0.09 |
| 4 = 6 to 9 times | 18 | 0.03 |
| 5 = 10 or more times | 20 | 0.03 |
| 85 = BAD DATA Logically assigned | 18 | 0.03 |
| 94 = DON'T KNOW | 34 | 0.06 |
| 97 = REFUSED | 26 | 0.04 |
| 98 = BLANK (NO ANSWER) | 21 | 0.04 |
| 99 = LEGITIMATE SKIP | 47291 | 81.49 |

How do you think your parents would feel about you smoking one or more packs of cigarettes per day?

(YE07A)

YEPPKIG¹

Len : 2 HOW PRNTS WLD FEEL: YOU SMOKING 1+ PACK CIGS/DAY

| | Freq | Pct |
|--|-------|-------|
| 1 = Neither approve nor disapprove | 385 | 0.66 |
| 2 = Somewhat disapprove | 270 | 0.47 |
| 3 = Strongly disapprove | 9944 | 17.13 |
| 85 = BAD DATA Logically assigned | 18 | 0.03 |
| 94 = DON'T KNOW | 76 | 0.13 |
| 97 = REFUSED | 29 | 0.05 |
| 98 = BLANK (NO ANSWER) | 21 | 0.04 |
| 99 = LEGITIMATE SKIP | 47291 | 81.49 |

How do you think your parents would feel about you trying marijuana or hashish once or twice?

(YE07B)

YEPMJEV¹

Len : 2 HOW PRNTS WLD FEEL: YOU TRYING MJ/HASH

| | Freq | Pct |
|---|-------|-------|
| 1 = Neither Approve or Disapprove | 738 | 1.27 |
| 2 = Somewhat Disapprove | 1116 | 1.92 |
| 3 = Strongly Disapprove | 8733 | 15.05 |
| 85 = BAD DATA Logically assigned | 18 | 0.03 |
| 94 = DON'T KNOW | 80 | 0.14 |
| 97 = REFUSED | 37 | 0.06 |
| 98 = BLANK (NO ANSWER) | 21 | 0.04 |
| 99 = LEGITIMATE SKIP | 47291 | 81.49 |

YOUTH EXPERIENCES

How do you think your parents would feel about you using marijuana or hashish once a month or more?

(YE07B1)

YEPMJMO¹

Len : 2 HOW PRNTS WLD FEEL: YOU USING MJ/HASH MONTHLY

| | Freq | Pct |
|---|-------|-------|
| 1 = Neither Approve or Disapprove | 633 | 1.09 |
| 2 = Somewhat Disapprove | 877 | 1.51 |
| 3 = Strongly Disapprove | 9071 | 15.63 |
| 85 = BAD DATA Logically assigned | 18 | 0.03 |
| 94 = DON'T KNOW | 84 | 0.14 |
| 97 = REFUSED | 39 | 0.07 |
| 98 = BLANK (NO ANSWER) | 21 | 0.04 |
| 99 = LEGITIMATE SKIP | 47291 | 81.49 |

How do you think your parents would feel about you having one or two drinks of an alcoholic beverage nearly every day?

(YE07C)

YEPALDLY¹

Len : 2 HOW PRNTS WLD FEEL: YOU DRINKING ALC DAILY

| | Freq | Pct |
|---|-------|-------|
| 1 = Neither Approve or Disapprove | 386 | 0.67 |
| 2 = Somewhat Disapprove | 674 | 1.16 |
| 3 = Strongly Disapprove | 9530 | 16.42 |
| 85 = BAD DATA Logically assigned | 18 | 0.03 |
| 94 = DON'T KNOW | 78 | 0.13 |
| 97 = REFUSED | 36 | 0.06 |
| 98 = BLANK (NO ANSWER) | 21 | 0.04 |
| 99 = LEGITIMATE SKIP | 47291 | 81.49 |

How do you feel about someone your age smoking one or more packs of cigarettes a day?

(YE19A)

YEGPKCIG¹

Len : 2 HOW YOU FEEL S/ONE YOUR AGE SMOKG 1+ PK CIGS/DY

| | Freq | Pct |
|--|-------|-------|
| 1 = Neither approve nor disapprove | 775 | 1.34 |
| 2 = Somewhat disapprove | 988 | 1.70 |
| 3 = Strongly disapprove | 8823 | 15.20 |
| 85 = BAD DATA Logically assigned | 18 | 0.03 |
| 94 = DON'T KNOW | 88 | 0.15 |
| 97 = REFUSED | 30 | 0.05 |
| 98 = BLANK (NO ANSWER) | 21 | 0.04 |
| 99 = LEGITIMATE SKIP | 47291 | 81.49 |

How do you feel about someone your age trying marijuana or hashish once or twice?

(YE19B)

YEGMJJEVR¹

Len : 2 HOW YOU FEEL S/ONE YOUR AGE TRYING MJ/HASH

| | Freq | Pct |
|--|-------|-------|
| 1 = Neither approve nor disapprove | 2263 | 3.90 |
| 2 = Somewhat disapprove | 1624 | 2.80 |
| 3 = Strongly disapprove | 6692 | 11.53 |
| 85 = BAD DATA Logically assigned | 18 | 0.03 |
| 94 = DON'T KNOW | 93 | 0.16 |
| 97 = REFUSED | 32 | 0.06 |
| 98 = BLANK (NO ANSWER) | 21 | 0.04 |
| 99 = LEGITIMATE SKIP | 47291 | 81.49 |

How do you feel about someone your age using marijuana once a month or more?

(YE19B1)

YEGMJMO¹

Len : 2 HOW YOU FEEL S/ONE YOUR AGE USING MJ/HASH MONTHLY

| | Freq | Pct |
|--|-------|-------|
| 1 = Neither approve nor disapprove | 2200 | 3.79 |
| 2 = Somewhat disapprove | 1611 | 2.78 |
| 3 = Strongly disapprove | 6771 | 11.67 |
| 85 = BAD DATA Logically assigned | 18 | 0.03 |
| 94 = DON'T KNOW | 93 | 0.16 |
| 97 = REFUSED | 29 | 0.05 |
| 98 = BLANK (NO ANSWER) | 21 | 0.04 |
| 99 = LEGITIMATE SKIP | 47291 | 81.49 |

YOUTH EXPERIENCES

How do you feel about someone your age having one or two drinks of an alcoholic beverage nearly every day?

(YE19C)

YEGALDLY¹

Len : 2 HOW YOU FEEL S/ONE YOUR AGE DRINKING ALC DLY

| | Freq | Pct |
|--|-------|-------|
| 1 = Neither approve nor disapprove | 1058 | 1.82 |
| 2 = Somewhat disapprove | 1432 | 2.47 |
| 3 = Strongly disapprove | 8098 | 13.95 |
| 85 = BAD DATA Logically assigned | 18 | 0.03 |
| 94 = DON'T KNOW | 84 | 0.14 |
| 97 = REFUSED | 32 | 0.06 |
| 98 = BLANK (NO ANSWER) | 21 | 0.04 |
| 99 = LEGITIMATE SKIP | 47291 | 81.49 |

How do you think your close friends would feel about you smoking one or more packs of cigarettes a day?

(YE20A)

YEFPKCIG¹

Len : 2 HOW YOU FEEL FRIENDS SMOKING 1+ PACK CIGS/DAY

| | Freq | Pct |
|--|-------|-------|
| 1 = Neither approve nor disapprove | 885 | 1.52 |
| 2 = Somewhat disapprove | 1357 | 2.34 |
| 3 = Strongly disapprove | 8308 | 14.32 |
| 85 = BAD DATA Logically assigned | 18 | 0.03 |
| 94 = DON'T KNOW | 124 | 0.21 |
| 97 = REFUSED | 30 | 0.05 |
| 98 = BLANK (NO ANSWER) | 21 | 0.04 |
| 99 = LEGITIMATE SKIP | 47291 | 81.49 |

How do you think your close friends would feel about you trying marijuana or hashish once or twice?

(YE20B)

YEFMJEVR¹

Len : 2 HOW YOU FEEL FRIENDS USING MJ 1X/MO

| | Freq | Pct |
|--|-------|-------|
| 1 = Neither approve nor disapprove | 2265 | 3.90 |
| 2 = Somewhat disapprove | 1739 | 3.00 |
| 3 = Strongly disapprove | 6546 | 11.28 |
| 85 = BAD DATA Logically assigned | 18 | 0.03 |
| 94 = DON'T KNOW | 124 | 0.21 |
| 97 = REFUSED | 30 | 0.05 |
| 98 = BLANK (NO ANSWER) | 21 | 0.04 |
| 99 = LEGITIMATE SKIP | 47291 | 81.49 |

How do you think your close friends would feel about you using marijuana or hashish once a month or more?

(YE20B1)

YEFMJMO¹

Len : 2 HOW YOU FEEL FRIENDS USING MJ MONTHLY

| | Freq | Pct |
|--|-------|-------|
| 1 = Neither approve nor disapprove | 2076 | 3.58 |
| 2 = Somewhat disapprove | 1614 | 2.78 |
| 3 = Strongly disapprove | 6852 | 11.81 |
| 85 = BAD DATA Logically assigned | 18 | 0.03 |
| 94 = DON'T KNOW | 131 | 0.23 |
| 97 = REFUSED | 31 | 0.05 |
| 98 = BLANK (NO ANSWER) | 21 | 0.04 |
| 99 = LEGITIMATE SKIP | 47291 | 81.49 |

How do you think your close friends would feel about you having one or two drinks of an alcoholic beverage nearly every day?

(YE20C)

YEFALDLY¹

Len : 2 HOW YOU FEEL FRIENDS DRINKING ALC DAILY

| | Freq | Pct |
|--|-------|-------|
| 1 = Neither approve nor disapprove | 1093 | 1.88 |
| 2 = Somewhat disapprove | 1583 | 2.73 |
| 3 = Strongly disapprove | 7874 | 13.57 |
| 85 = BAD DATA Logically assigned | 18 | 0.03 |
| 94 = DON'T KNOW | 123 | 0.21 |
| 97 = REFUSED | 30 | 0.05 |
| 98 = BLANK (NO ANSWER) | 22 | 0.04 |
| 99 = LEGITIMATE SKIP | 47291 | 81.49 |

YOUTH EXPERIENCES

NOTE: In the variables YETLKPAP, YETLKBGF, YETLKOTA and YETLKSOP, codes of 11 were assigned if the respondent indicated that there was no one that he/she could talk to about a serious problem but the respondent also indicated 1 or more people that he/she could talk to about a serious problem.

If you wanted to talk to someone about a serious problem, which of the following people would you turn to?

(YE22)

YETLKNON¹

Len : 2 THERE IS NOBODY I CAN TALK TO ABOUT SERIOUS PROBS

| | Freq | Pct |
|--|-------|-------|
| 1 = Response entered | 674 | 1.16 |
| 6 = Response not entered | 9683 | 16.69 |
| 11 = Response entered (& other responses entered)..... | 188 | 0.32 |
| 85 = BAD DATA Logically assigned | 7 | 0.01 |
| 94 = DON'T KNOW | 104 | 0.18 |
| 97 = REFUSED | 54 | 0.09 |
| 98 = BLANK (NO ANSWER) | 33 | 0.06 |
| 99 = LEGITIMATE SKIP..... | 47291 | 81.49 |

(YE22)

YETLKPAP¹

Len : 2 MY MOTHER/FATHER/GUARDIAN

| | Freq | Pct |
|---|-------|-------|
| 1 = Response entered | 7481 | 12.89 |
| 6 = Response not entered | 2981 | 5.14 |
| 11 = Response entered (YETLKNON=11) | 83 | 0.14 |
| 85 = BAD DATA Logically assigned | 11 | 0.02 |
| 94 = DON'T KNOW | 104 | 0.18 |
| 97 = REFUSED | 54 | 0.09 |
| 98 = BLANK (NO ANSWER) | 29 | 0.05 |
| 99 = LEGITIMATE SKIP..... | 47291 | 81.49 |

(YE22)

YETLKBGF¹

Len : 2 MY BOYFRIEND/GIRLFRIEND

| | Freq | Pct |
|---|-------|-------|
| 1 = Response entered | 2039 | 3.51 |
| 6 = Response not entered | 8459 | 14.58 |
| 11 = Response entered (YETLKNON=11) | 47 | 0.08 |
| 94 = DON'T KNOW | 104 | 0.18 |
| 97 = REFUSED | 54 | 0.09 |
| 98 = BLANK (NO ANSWER) | 40 | 0.07 |
| 99 = LEGITIMATE SKIP..... | 47291 | 81.49 |

(YE22)

YETLKOTA¹

Len : 2 SOME OTHER ADULT

| | Freq | Pct |
|---|-------|-------|
| 1 = Response entered | 2308 | 3.98 |
| 6 = Response not entered | 8188 | 14.11 |
| 11 = Response entered (YETLKNON=11) | 49 | 0.08 |
| 94 = DON'T KNOW | 104 | 0.18 |
| 97 = REFUSED | 54 | 0.09 |
| 98 = BLANK (NO ANSWER) | 40 | 0.07 |
| 99 = LEGITIMATE SKIP..... | 47291 | 81.49 |

(YE22)

YETLKSOP¹

Len : 2 SOME OTHER PERSON

| | Freq | Pct |
|---|-------|-------|
| 1 = Response entered | 3708 | 6.39 |
| 6 = Response not entered | 6749 | 11.63 |
| 11 = Response entered (YETLKNON=11) | 88 | 0.15 |
| 94 = DON'T KNOW | 104 | 0.18 |
| 97 = REFUSED | 54 | 0.09 |
| 98 = BLANK (NO ANSWER) | 40 | 0.07 |
| 99 = LEGITIMATE SKIP..... | 47291 | 81.49 |

YOUTH EXPERIENCES

Now think about the past 12 months, that is, from [DATEFILL] through today. During the past 12 months, have you talked with at least one of your parents about the dangers of tobacco, alcohol, or drug use? By parents, we mean either your biological parents, adoptive parents, stepparents, or adult guardians -- whether or not they live with you.

(YE08)

YEPRTDNG¹

Len : 2 HAVE YOU TALKED W/PARENT(S) ABT DANGER OF TOB/ALC

| | Freq | Pct |
|---------------------------------------|-------|-------|
| 1 = Yes..... | 5631 | 9.70 |
| 2 = No..... | 4864 | 8.38 |
| 85 = BAD DATA Logically assigned..... | 18 | 0.03 |
| 94 = DON'T KNOW..... | 171 | 0.29 |
| 97 = REFUSED..... | 37 | 0.06 |
| 98 = BLANK (NO ANSWER)..... | 22 | 0.04 |
| 99 = LEGITIMATE SKIP..... | 47291 | 81.49 |

During the past 12 months have you participated in a problem solving, communication skills or self-esteem group?

(YE23B)

YEPRBSLV¹

Len : 2 PRBLM SOLVING/COMMUNICATION SKILLS/SELF-ESTEEM GR

| | Freq | Pct |
|---------------------------------------|-------|-------|
| 1 = Yes..... | 2545 | 4.39 |
| 2 = No..... | 7836 | 13.50 |
| 85 = BAD DATA Logically assigned..... | 18 | 0.03 |
| 94 = DON'T KNOW..... | 289 | 0.50 |
| 97 = REFUSED..... | 33 | 0.06 |
| 98 = BLANK (NO ANSWER)..... | 22 | 0.04 |
| 99 = LEGITIMATE SKIP..... | 47291 | 81.49 |

During the past 12 months have you participated in a violence prevention program, where you learn ways to avoid fights and control anger?

(YE23C)

YEVIOPRV¹

Len : 2 VIOLENCE PREVENTION PROGRAMS

| | Freq | Pct |
|---------------------------------------|-------|-------|
| 1 = Yes..... | 922 | 1.59 |
| 2 = No..... | 9628 | 16.59 |
| 85 = BAD DATA Logically assigned..... | 18 | 0.03 |
| 94 = DON'T KNOW..... | 126 | 0.22 |
| 97 = REFUSED..... | 27 | 0.05 |
| 98 = BLANK (NO ANSWER)..... | 22 | 0.04 |
| 99 = LEGITIMATE SKIP..... | 47291 | 81.49 |

During the past 12 months have you participated in an alcohol, tobacco or drug prevention program outside of school, where you learn about the dangers of using, and how to resist using, alcohol, tobacco, or drugs?

(YE23G)

YEDGPRGP¹

Len : 2 ALCOHOL/TOBACCO/DRUG PREV PGMS OUTSIDE SCHL

| | Freq | Pct |
|---------------------------------------|-------|-------|
| 1 = Yes..... | 889 | 1.53 |
| 2 = No..... | 9681 | 16.68 |
| 85 = BAD DATA Logically assigned..... | 18 | 0.03 |
| 94 = DON'T KNOW..... | 102 | 0.18 |
| 97 = REFUSED..... | 31 | 0.05 |
| 98 = BLANK (NO ANSWER)..... | 22 | 0.04 |
| 99 = LEGITIMATE SKIP..... | 47291 | 81.49 |

During the past 12 months have you participated in a program or meeting to help you deal with drug or alcohol use by you or another member of your family, such as Alcoholics Anonymous, Alateen, or individual or group counseling?

(YE23J)

YESLFHLP¹

Len : 2 AA/ALATEEN/INDIVIDUAL OR GROUP COUNSELING

| | Freq | Pct |
|---------------------------------------|-------|-------|
| 1 = Yes..... | 285 | 0.49 |
| 2 = No..... | 10279 | 17.71 |
| 85 = BAD DATA Logically assigned..... | 18 | 0.03 |
| 94 = DON'T KNOW..... | 102 | 0.18 |
| 97 = REFUSED..... | 37 | 0.06 |
| 98 = BLANK (NO ANSWER)..... | 22 | 0.04 |
| 99 = LEGITIMATE SKIP..... | 47291 | 81.49 |

YOUTH EXPERIENCES

During the past 12 months have you participated in pregnancy or sexually transmitted disease prevention programs?

(YE23O)

YEPRGSTD¹

Len : 2 PREGNANCY OR SEXUALLY TRANSMITTED DISEASE PGMS

| | Freq | Pct |
|---------------------------------------|-------|-------|
| 1 = Yes..... | 381 | 0.66 |
| 2 = No..... | 10216 | 17.60 |
| 85 = BAD DATA Logically assigned..... | 18 | 0.03 |
| 94 = DON'T KNOW..... | 78 | 0.13 |
| 97 = REFUSED..... | 28 | 0.05 |
| 98 = BLANK (NO ANSWER)..... | 22 | 0.04 |
| 99 = LEGITIMATE SKIP..... | 47291 | 81.49 |

During the past 12 months, in how many different kinds of school-based activities, such as team sports, cheerleading, choir, band, student government, or clubs, have you participated?

(YE23P)

YESCHACT¹

Len : 2 # OF SCHOOL-BASED ACT. PARTIC. IN PAST 12 MONTHS

| | Freq | Pct |
|---------------------------------------|-------|-------|
| 0 = None..... | 2655 | 4.57 |
| 1 = One..... | 2887 | 4.97 |
| 2 = Two..... | 2639 | 4.55 |
| 3 = 3 or more..... | 2410 | 4.15 |
| 85 = BAD DATA Logically assigned..... | 18 | 0.03 |
| 94 = DON'T KNOW..... | 86 | 0.15 |
| 97 = REFUSED..... | 26 | 0.04 |
| 98 = BLANK (NO ANSWER)..... | 22 | 0.04 |
| 99 = LEGITIMATE SKIP..... | 47291 | 81.49 |

During the past 12 months, in how many different kinds of community-based activities, such as volunteer activities, sports, clubs, or groups have you participated?

(YE23Q)

YECOMACT¹

Len : 2 # OF COMM.-BASED ACT. PARTIC. IN PAST 12 MONTHS

| | Freq | Pct |
|---------------------------------------|-------|-------|
| 0 = None..... | 3742 | 6.45 |
| 1 = One..... | 2682 | 4.62 |
| 2 = Two..... | 2139 | 3.69 |
| 3 = 3 or more..... | 1990 | 3.43 |
| 85 = BAD DATA Logically assigned..... | 18 | 0.03 |
| 94 = DON'T KNOW..... | 123 | 0.21 |
| 97 = REFUSED..... | 27 | 0.05 |
| 98 = BLANK (NO ANSWER)..... | 22 | 0.04 |
| 99 = LEGITIMATE SKIP..... | 47291 | 81.49 |

During the past 12 months, in how many different kinds of church or faith-based activities, such as clubs, youth groups, Saturday or Sunday school, prayer groups, youth trips, service or volunteer activities have you participated?

(YE23R)

YEFAIACT¹

Len : 2 # OF FAITH-BASED ACT. PARTIC. IN PAST 12 MONTHS

| | Freq | Pct |
|---------------------------------------|-------|-------|
| 0 = None..... | 5582 | 9.62 |
| 1 = One..... | 2112 | 3.64 |
| 2 = Two..... | 1033 | 1.78 |
| 3 = 3 or more..... | 1807 | 3.11 |
| 85 = BAD DATA Logically assigned..... | 18 | 0.03 |
| 94 = DON'T KNOW..... | 133 | 0.23 |
| 97 = REFUSED..... | 35 | 0.06 |
| 98 = BLANK (NO ANSWER)..... | 23 | 0.04 |
| 99 = LEGITIMATE SKIP..... | 47291 | 81.49 |

YOUTH EXPERIENCES

During the past 12 months, in how many different kinds of other activities, such as dance lessons, piano lessons, karate lessons, or horseback riding lessons, have you participated?

(YE23S)

YEOTHACT¹

Len : 2 # OF OTHER ACT. PARTIC. IN PAST 12 MONTHS

| | Freq | Pct |
|--|-------------|------------|
| 0 = None | 6939 | 11.96 |
| 1 = One | 1982 | 3.42 |
| 2 = Two..... | 843 | 1.45 |
| 3 = 3 or more..... | 815 | 1.40 |
| 85 = BAD DATA Logically assigned | 18 | 0.03 |
| 94 = DON'T KNOW | 92 | 0.16 |
| 97 = REFUSED | 31 | 0.05 |
| 98 = BLANK (NO ANSWER) | 23 | 0.04 |
| 99 = LEGITIMATE SKIP..... | 47291 | 81.49 |

During the past 12 months have you had a special class about drugs or alcohol in school?

(YE24A)

YEDECLAS¹

Len : 2 A SPECIAL CLASS ABOUT DRUGS OR ALCOHOL

| | Freq | Pct |
|---------------------------------------|-------------|------------|
| 1 = Yes..... | 3371 | 5.81 |
| 2 = No..... | 6665 | 11.48 |
| 85 = BAD DATA Logically assigned..... | 6 | 0.01 |
| 94 = DON'T KNOW | 122 | 0.21 |
| 97 = REFUSED | 29 | 0.05 |
| 98 = BLANK (NO ANSWER) | 90 | 0.16 |
| 99 = LEGITIMATE SKIP..... | 47751 | 82.28 |

During the past 12 months have you had films, lectures, discussions, or printed information about drugs or alcohol in one of your regular school classes such as health or physical education?

(YE24B)

YEDERGLR¹

Len : 2 FILMS/LECTURES/DISCUS/INFO ABOUT DRG/ALC IN CLASS

| | Freq | Pct |
|---------------------------------------|-------------|------------|
| 1 = Yes..... | 5322 | 9.17 |
| 2 = No..... | 4707 | 8.11 |
| 85 = BAD DATA Logically assigned..... | 6 | 0.01 |
| 94 = DON'T KNOW | 125 | 0.22 |
| 97 = REFUSED | 33 | 0.06 |
| 98 = BLANK (NO ANSWER) | 90 | 0.16 |
| 99 = LEGITIMATE SKIP..... | 47751 | 82.28 |

During the past 12 months have you had films, lectures, discussions, or printed information about drugs or alcohol outside of one of your regular classes such as in a special assembly?

(YE24C)

YEDESPCL¹

Len : 2 FILMS/LECTURES/DISCUS/INFO ABOUT DRG/ALC OUT CLAS

| | Freq | Pct |
|---------------------------------------|-------------|------------|
| 1 = Yes..... | 2562 | 4.41 |
| 2 = No..... | 7431 | 12.80 |
| 85 = BAD DATA Logically assigned..... | 6 | 0.01 |
| 94 = DON'T KNOW | 157 | 0.27 |
| 97 = REFUSED | 37 | 0.06 |
| 98 = BLANK (NO ANSWER) | 90 | 0.16 |
| 99 = LEGITIMATE SKIP..... | 47751 | 82.28 |

YOUTH EXPERIENCES

During the past 12 months have you seen or heard any alcohol or drug prevention messages from sources outside school such as posters, pamphlets, radio, or TV?

(YE25)

YEPVNTYR¹

Len : 2 SEEN/HEARD ALC/DRG PREV MESSAGES FRM SOURC OUT SC

| | Freq | Pct |
|---------------------------------------|-------|-------|
| 1 = Yes..... | 6835 | 11.78 |
| 2 = No..... | 3683 | 6.35 |
| 85 = BAD DATA Logically assigned..... | 18 | 0.03 |
| 94 = DON'T KNOW..... | 150 | 0.26 |
| 97 = REFUSED..... | 32 | 0.06 |
| 98 = BLANK (NO ANSWER)..... | 25 | 0.04 |
| 99 = LEGITIMATE SKIP..... | 47291 | 81.49 |

During the past 12 months, how many times did you attend religious services? Please do not include special occasions such as weddings, funerals, or other special events in your answer.

(YERELATT)

YERLGSVC¹

Len : 2 PAST 12 MOS, HOW MANY RELIG. SERVICES

| | Freq | Pct |
|---------------------------------------|-------|-------|
| 1 = 0 times..... | 5211 | 8.98 |
| 2 = 1 to 2 times..... | 1472 | 2.54 |
| 3 = 3 to 5 times..... | 726 | 1.25 |
| 4 = 6 to 24 times..... | 949 | 1.64 |
| 5 = 25 to 52 times..... | 860 | 1.48 |
| 6 = More than 52 times..... | 1193 | 2.06 |
| 85 = BAD DATA Logically assigned..... | 18 | 0.03 |
| 94 = DON'T KNOW..... | 229 | 0.39 |
| 97 = REFUSED..... | 60 | 0.10 |
| 98 = BLANK (NO ANSWER)..... | 25 | 0.04 |
| 99 = LEGITIMATE SKIP..... | 47291 | 81.49 |

These next questions are about the role that religious beliefs may play in your life. For each statement, please indicate whether you strongly disagree, disagree, agree, or strongly agree.

Your religious beliefs are a very important part of your life.

(YEREBEL1)

YERLGIMP¹

Len : 2 MY RELIGIOUS BELIEFS ARE VERY IMPORTANT

| | Freq | Pct |
|---------------------------------------|-------|-------|
| 1 = Strongly Disagree..... | 1905 | 3.28 |
| 2 = Disagree..... | 2010 | 3.46 |
| 3 = Agree..... | 3814 | 6.57 |
| 4 = Strongly Agree..... | 2646 | 4.56 |
| 85 = BAD DATA Logically assigned..... | 18 | 0.03 |
| 94 = DON'T KNOW..... | 248 | 0.43 |
| 97 = REFUSED..... | 74 | 0.13 |
| 98 = BLANK (NO ANSWER)..... | 28 | 0.05 |
| 99 = LEGITIMATE SKIP..... | 47291 | 81.49 |

Your religious beliefs influence how you make decisions in your life.

(YEREBEL2)

YERLDCSN¹

Len : 2 MY RELIGIOUS BELIEFS INFLUENCE MY DECISIONS

| | Freq | Pct |
|---------------------------------------|-------|-------|
| 1 = Strongly Disagree..... | 2277 | 3.92 |
| 2 = Disagree..... | 2526 | 4.35 |
| 3 = Agree..... | 3542 | 6.10 |
| 4 = Strongly Agree..... | 2046 | 3.53 |
| 85 = BAD DATA Logically assigned..... | 18 | 0.03 |
| 94 = DON'T KNOW..... | 231 | 0.40 |
| 97 = REFUSED..... | 75 | 0.13 |
| 98 = BLANK (NO ANSWER)..... | 28 | 0.05 |
| 99 = LEGITIMATE SKIP..... | 47291 | 81.49 |

YOUTH EXPERIENCES

It is important that your friends share your religious beliefs.

(YEREBEL3)
[YERLFRND](#)¹

Len : 2 IT IS IMPORTANT THAT MY FRIENDS SHARE REL BELIEFS

| | Freq | Pct |
|--|-------------|------------|
| 1 = Strongly Disagree | 4004 | 6.90 |
| 2 = Disagree | 3843 | 6.62 |
| 3 = Agree | 1823 | 3.14 |
| 4 = Strongly Agree..... | 698 | 1.20 |
| 85 = BAD DATA Logically assigned | 18 | 0.03 |
| 94 = DON'T KNOW | 258 | 0.44 |
| 97 = REFUSED | 71 | 0.12 |
| 98 = BLANK (NO ANSWER) | 28 | 0.05 |
| 99 = LEGITIMATE SKIP..... | 47291 | 81.49 |

RECODED YOUTH EXPERIENCES

RECODED YOUTH EXPERIENCES

NOTE: The variables in this section are recoded variables that were created from one or more of the edited variables from the preceding section.

(YESCHFLT)
SCHFELT

| | | | |
|---------|---|-------------|------------|
| Len : 1 | RC-HOW YTH FELT: ABOUT GOING TO SCHOOL IN PST YR | | |
| | . = Unknown/Aged 18+ (Otherwise)..... | Freq | Pct |
| | 1 = Liked A Lot/Kind of Liked (YESCHFLT=1,2)..... | 47875 | 82.49 |
| | 2 = Didn't Like Very Much/Hated (YESCHFLT=3,4)..... | 7284 | 12.55 |
| | | 2875 | 4.95 |

(YETCGJOB)
TCHGJOB

| | | | |
|---------|--|-------------|------------|
| Len : 1 | RC-TEACHER LET YTH KNOW DOING GOOD JOB IN PST YR | | |
| | . = Unknown/Aged 18+ (Otherwise)..... | Freq | Pct |
| | 1 = Always/Sometimes (YETCGJOB=1,2)..... | 47886 | 82.51 |
| | 2 = Seldom/Never (YETCGJOB=3,4)..... | 7479 | 12.89 |
| | | 2669 | 4.60 |

(YELSTGRD)
AVGGRADE

| | | | |
|---------|--|-------------|------------|
| Len : 1 | RC-GRADE AVERAGE FOR LAST GRADING PERIOD COMPLETED | | |
| | . = Unknown/Aged 18+ (Otherwise)..... | Freq | Pct |
| | 1 = D or Lower (YELSTGRD=4)..... | 48548 | 83.65 |
| | 2 = A, B, or C (YELSTGRD=1,2,3)..... | 608 | 1.05 |
| | | 8878 | 15.30 |

(YESTSCIG)
STNDSCIG

| | | | |
|---------|---|-------------|------------|
| Len : 1 | RC-STUDENTS IN YTH GRADE SMOKE CIGARETTES | | |
| | . = Unknown/Aged 18+ (Otherwise)..... | Freq | Pct |
| | 1 = Most/All (YESTSCIG=3,4)..... | 48358 | 83.33 |
| | 2 = None/Few (YESTSCIG=1,2)..... | 763 | 1.31 |
| | | 8913 | 15.36 |

(YESTSMJ)
STNDSMJ

| | | | |
|---------|--|-------------|------------|
| Len : 1 | RC-STUDENTS IN YTH GRADE USE MARIJUANA | | |
| | . = Unknown/Aged 18+ (Otherwise)..... | Freq | Pct |
| | 1 = Most/All (YESTSMJ=3,4)..... | 48387 | 83.38 |
| | 2 = None/Few (YESTSMJ=1,2)..... | 1872 | 3.23 |
| | | 7775 | 13.40 |

(YESTSALC)
STNDALC

| | | | |
|---------|--|-------------|------------|
| Len : 1 | RC-STUDENTS IN YTH GRADE DRINK ALCOHOLIC BEVERAGES | | |
| | . = Unknown/Aged 18+ (Otherwise)..... | Freq | Pct |
| | 1 = Most/All (YESTSALC=3,4)..... | 48350 | 83.31 |
| | 2 = None/Few (YESTSALC=1,2)..... | 2177 | 3.75 |
| | | 7507 | 12.94 |

(YESTSDNK)
STNDDNK

| | | | |
|---------|--|-------------|------------|
| Len : 1 | RC-STUDENTS IN YTH GRADE GET DRUNK ONCE/WEEK | | |
| | . = Unknown/Aged 18+ (Otherwise)..... | Freq | Pct |
| | 1 = Most/All (YESTSDNK=3,4)..... | 48498 | 83.57 |
| | 2 = None/Few (YESTSDNK=1,2)..... | 711 | 1.23 |
| | | 8825 | 15.21 |

(YEPCHKHW)
PARCHKHW

| | | | |
|---------|---|-------------|------------|
| Len : 1 | RC-PARENTS CHECK IF HOMEWORK DONE IN PST YR | | |
| | . = Unknown/Aged 18+ (Otherwise)..... | Freq | Pct |
| | 1 = Always/Sometimes (YEPCHKHW=1,2)..... | 47895 | 82.53 |
| | 2 = Seldom/Never (YEPCHKHW=3,4)..... | 8519 | 14.68 |
| | | 1620 | 2.79 |

RECODED YOUTH EXPERIENCES

(YEPHLPWH)
PARHLPWH

| | | | |
|---------|--|-------------|------------|
| Len : 1 | RC-PARENTS HELP WITH HOMEWORK IN PST YR | | |
| | . = Unknown/Aged 18+ (Otherwise)..... | Freq | Pct |
| | 1 = Always/Sometimes (YEPHLPWH=1,2)..... | 47921 | 82.57 |
| | 2 = Seldom/Never (YEPHLPWH=3,4)..... | 8146 | 14.04 |
| | | 1967 | 3.39 |

(YEPCHORE)
PRCHORE2

| | | | |
|---------|--|-------------|------------|
| Len : 1 | RC-PARENTS MAKE YTH DO CHORES AROUND HOUSE IN PST YR | | |
| | . = Unknown/Aged 18+ (Otherwise)..... | Freq | Pct |
| | 1 = Always/Sometimes (YEPCHORE=1,2)..... | 47400 | 81.68 |
| | 2 = Seldom/Never (YEPCHORE=3,4)..... | 9458 | 16.30 |
| | | 1176 | 2.03 |

(YEPLMTTV)
PRLMTTV2

| | | | |
|---------|--|-------------|------------|
| Len : 1 | RC-PARENTS LIMIT AMOUNT OF TV IN PST YR | | |
| | . = Unknown/Aged 18+ (Otherwise)..... | Freq | Pct |
| | 1 = Always/Sometimes (YEPLMTTV=1,2)..... | 47444 | 81.75 |
| | 2 = Seldom/Never (YEPLMTTV=3,4)..... | 4181 | 7.20 |
| | | 6409 | 11.04 |

(YEPLMTSN)
PARLMTSN

| | | | |
|---------|---|-------------|------------|
| Len : 1 | RC-PARENTS LIMIT TIME OUT ON SCHOOL NIGHT IN PST YR | | |
| | . = Unknown/Aged 18+ (Otherwise)..... | Freq | Pct |
| | 1 = Always/Sometimes (YEPLMTSN=1,2)..... | 48140 | 82.95 |
| | 2 = Seldom/Never (YEPLMTSN=3,4)..... | 5991 | 10.32 |
| | | 3903 | 6.73 |

(YEPGDJOB)
PRGDJOB2

| | | | |
|---------|---|-------------|------------|
| Len : 1 | RC-PARENTS TELL YTH HAD DONE GOOD JOB IN PST YR | | |
| | . = Unknown/Aged 18+ (Otherwise)..... | Freq | Pct |
| | 1 = Always/Sometimes (YEPGDJOB=1,2)..... | 47410 | 81.69 |
| | 2 = Seldom/Never (YEPGDJOB=3,4)..... | 8824 | 15.20 |
| | | 1800 | 3.10 |

(YEPPROUD)
PRPROUD2

| | | | |
|---------|--|-------------|------------|
| Len : 1 | RC-PARENTS TELL YTH PROUD OF THINGS DONE IN PST YR | | |
| | . = Unknown/Aged 18+ (Otherwise)..... | Freq | Pct |
| | 1 = Always/Sometimes (YEPPROUD=1,2)..... | 47406 | 81.69 |
| | 2 = Seldom/Never (YEPPROUD=3,4)..... | 8669 | 14.94 |
| | | 1959 | 3.38 |

(YEYARGUP)
ARGUPAR

| | | | |
|---------|---|-------------|------------|
| Len : 1 | RC-TIMES ARGUED/HAD A FIGHT WITH ONE PARENT IN PST YR | | |
| | . = Unknown/Aged 18+ (Otherwise)..... | Freq | Pct |
| | 1 = 9 or Fewer (YEYARGUP=1,2,3,4)..... | 47540 | 81.92 |
| | 2 = 10 or More (YEYARGUP=5)..... | 8450 | 14.56 |
| | | 2044 | 3.52 |

(YEYFGTSW)
YOFIGHT2

| | | | |
|---------|---|-------------|------------|
| Len : 1 | RC-YOUTH HAD SERIOUS FIGHT AT SCHOOL/WORK | | |
| | . = Unknown/Aged 18+ (Otherwise)..... | Freq | Pct |
| | 1 = One or More Times (YEYFGTSW=2,3,4,5)..... | 47413 | 81.70 |
| | 2 = None (YEYFGTSW=1)..... | 1443 | 2.49 |
| | | 9178 | 15.81 |

(YEYFGTGP)
YOGRPFT2

| | | | |
|---------|---|-------------|------------|
| Len : 1 | RC-YOUTH FOUGHT WITH GROUP VS OTHER GROUP | | |
| | . = Unknown/Aged 18+ (Otherwise)..... | Freq | Pct |
| | 1 = One or More Times (YEYFGTGP=2,3,4,5)..... | 47412 | 81.70 |
| | 2 = None (YEYFGTGP=1)..... | 1041 | 1.79 |
| | | 9581 | 16.51 |

RECODED YOUTH EXPERIENCES

(YEYHGUN)
YOHGUN2

| | | |
|--|-------------|------------|
| Len : 1 RC-YOUTH CARRIED A HANDGUN | | |
| | Freq | Pct |
| . = Unknown/Aged 18+ (Otherwise)..... | 47398 | 81.67 |
| 1 = One or More Times (YEYHGUN=2,3,4,5)..... | 486 | 0.84 |
| 2 = None (YEYHGUN=1)..... | 10150 | 17.49 |

(YEYSELL)
YOSELL2

| | | |
|--|-------------|------------|
| Len : 1 RC-YOUTH SOLD ILLEGAL DRUGS | | |
| | Freq | Pct |
| . = Unknown/Aged 18+ (Otherwise)..... | 47379 | 81.64 |
| 1 = One or More Times (YEYSELL=2,3,4,5)..... | 124 | 0.21 |
| 2 = None (YEYSELL=1)..... | 10531 | 18.15 |

(YEYSTOLE)
YOSTOLE2

| | | |
|--|-------------|------------|
| Len : 1 RC-YOUTH STOLE/TRIED TO STEAL ITEM >\$50 | | |
| | Freq | Pct |
| . = Unknown/Aged 18+ (Otherwise)..... | 47380 | 81.64 |
| 1 = One or More Times (YEYSTOLE=2,3,4,5)..... | 274 | 0.47 |
| 2 = None (YEYSTOLE=1)..... | 10380 | 17.89 |

(YEYATTAK)
YOATTAK2

| | | |
|---|-------------|------------|
| Len : 1 RC-YOUTH ATTACKED WITH INTENT TO SERIOUSLY HARM | | |
| | Freq | Pct |
| . = Unknown/Aged 18+ (Otherwise)..... | 47390 | 81.66 |
| 1 = One or More Times (YEYATTAK=2,3,4,5)..... | 492 | 0.85 |
| 2 = None (YEYATTAK=1)..... | 10152 | 17.49 |

(YEPPKCIG)
PRPKCIG2

| | | |
|---|-------------|------------|
| Len : 1 RC-YTH THINK: PARENTS FEEL ABT YTH SMOKE PACK CIG/DAY | | |
| | Freq | Pct |
| . = Unknown/Aged 18+ (Otherwise)..... | 47435 | 81.74 |
| 1 = Strongly Disapprove (YEPPKCIG=3)..... | 9944 | 17.13 |
| 2 = Somewhat Disapprove or Neither (YEPPKCIG=1,2)..... | 655 | 1.13 |

(YEPMJEVR)
PRMJEVR2

| | | |
|--|-------------|------------|
| Len : 1 RC-YTH THINK: PARENTS FEEL ABT YTH TRY MARIJUANA | | |
| | Freq | Pct |
| . = Unknown/Aged 18+ (Otherwise)..... | 47447 | 81.76 |
| 1 = Strongly Disapprove (YEPMJEVR=3)..... | 8733 | 15.05 |
| 2 = Somewhat Disapprove or Neither (YEPMJEVR=1,2)..... | 1854 | 3.19 |

(YEPMJMO)
PRMJMO

| | | |
|---|-------------|------------|
| Len : 1 RC-YTH THINK: PARENTS FEEL ABT YTH USE MARIJUANA MNTHLY | | |
| | Freq | Pct |
| . = Unknown/Aged 18+ (Otherwise)..... | 47453 | 81.77 |
| 1 = Strongly Disapprove (YEPMJMO=3)..... | 9071 | 15.63 |
| 2 = Somewhat Disapprove or Neither (YEPMJMO=1,2)..... | 1510 | 2.60 |

(YEPALDLY)
PRALDLY2

| | | |
|---|-------------|------------|
| Len : 1 RC-YTH THINK: PARNTS FEEL ABT YTH DRK 1-2 ALC BEV/DAY | | |
| | Freq | Pct |
| . = Unknown/Aged 18+ (Otherwise)..... | 47444 | 81.75 |
| 1 = Strongly Disapprove (YEPALDLY=3)..... | 9530 | 16.42 |
| 2 = Somewhat Disapprove or Neither (YEPALDLY=1,2)..... | 1060 | 1.83 |

(YEGPKCIG)
YFLPKCG2

| | | |
|--|-------------|------------|
| Len : 1 RC-HOW YTH FEELS: PEERS SMOKE PACK/DAY CIG | | |
| | Freq | Pct |
| . = Unknown/Aged 18+ (Otherwise)..... | 47448 | 81.76 |
| 1 = Strongly/Somewhat Disapprove (YEGPKCIG=2,3)..... | 9811 | 16.91 |
| 2 = Neither Approve Nor Disapprove (YEGPKCIG=1)..... | 775 | 1.34 |

RECODED YOUTH EXPERIENCES

(YEGMJEVJR)
YFLTMRJ2

| | | | |
|---------|---|-------------|------------|
| Len : 1 | RC-HOW YTH FEELS: PEERS TRY MARIJUANA | | |
| | . = Unknown/Aged 18+ (Otherwise)..... | Freq | Pct |
| | 1 = Strongly/Somewhat Disapprove (YEGMJEVJR=2,3)..... | 47455 | 81.77 |
| | 2 = Neither Approve Nor Disapprove (YEGMJEVJR=1)..... | 8316 | 14.33 |
| | | 2263 | 3.90 |

(YEGMJMO)
YFLMJMO

| | | | |
|---------|---|-------------|------------|
| Len : 1 | RC-HOW YTH FEELS: PEERS USING MARIJUANA MONTHLY | | |
| | . = Unknown/Aged 18+ (Otherwise)..... | Freq | Pct |
| | 1 = Strongly/Somewhat Disapprove (YEGMJMO=2,3)..... | 47452 | 81.77 |
| | 2 = Neither Approve Nor Disapprove (YEGMJMO=1)..... | 8382 | 14.44 |
| | | 2200 | 3.79 |

(YEGALDLY)
YFLADLY2

| | | | |
|---------|--|-------------|------------|
| Len : 1 | RC-HOW YTH FEELS: PEERS DRNK 1-2 ALC BEV/DAY | | |
| | . = Unknown/Aged 18+ (Otherwise)..... | Freq | Pct |
| | 1 = Strongly/Somewhat Disapprove (YEGALDLY=2,3)..... | 47446 | 81.76 |
| | 2 = Neither Approve Nor Disapprove (YEGALDLY=1)..... | 9530 | 16.42 |
| | | 1058 | 1.82 |

(YEFKPCIG)
FRDPCIG2

| | | | |
|---------|---|-------------|------------|
| Len : 1 | RC-YTH THINK: CLSE FRND FEEL ABT YTH SMK 1+ PAC DAILY | | |
| | . = Unknown/Aged 18+ (Otherwise)..... | Freq | Pct |
| | 1 = Strongly/Somewhat Disapprove (YEFKPCIG=2,3)..... | 47484 | 81.82 |
| | 2 = Neither Approve Nor Disapprove (YEFKPCIG=1)..... | 9665 | 16.65 |
| | | 885 | 1.52 |

(YEFMJEVJR)
FRDMEVR2

| | | | |
|---------|---|-------------|------------|
| Len : 1 | RC-YTH THINK: CLOSE FRNDS FEEL ABT YTH TRY MARIJUANA | | |
| | . = Unknown/Aged 18+ (Otherwise)..... | Freq | Pct |
| | 1 = Strongly/Somewhat Disapprove (YEFMJEVJR=2,3)..... | 47484 | 81.82 |
| | 2 = Neither Approve Nor Disapprove (YEFMJEVJR=1)..... | 8285 | 14.28 |
| | | 2265 | 3.90 |

(YEFMJMO)
FRDMJMON

| | | | |
|---------|---|-------------|------------|
| Len : 1 | RC-YTH THINK: CLSE FRNDS FEEL ABT YTH USE MARIJUANA MON | | |
| | . = Unknown/Aged 18+ (Otherwise)..... | Freq | Pct |
| | 1 = Strongly/Somewhat Disapprove (YEFMJMO=2,3)..... | 47492 | 81.83 |
| | 2 = Neither Approve Nor Disapprove (YEFMJMO=1)..... | 8466 | 14.59 |
| | | 2076 | 3.58 |

(YEFALDLY)
FRDADLY2

| | | | |
|---------|---|-------------|------------|
| Len : 1 | RC-YTH THINK: CLSE FRND FEEL ABT YTH HAVE 1-2 ALC/DAY | | |
| | . = Unknown/Aged 18+ (Otherwise)..... | Freq | Pct |
| | 1 = Strongly/Somewhat Disapprove (YEFALDLY=2,3)..... | 47484 | 81.82 |
| | 2 = Neither Approve Nor Disapprove (YEFALDLY=1)..... | 9457 | 16.30 |
| | | 1093 | 1.88 |

The following variable, TALKPROB, was created from the variables containing information on who youths would talk with about serious problems: No one (YETLKNON), parent/guardian (YETLKPAR), boyfriend/girlfriend (YETLKBGF), other adults (YETLKOTA), or some other person (YETLKSOP). Youths who did not report a positive response to at least one of the source variables (no source variables=1), or youths who reported both being able to talk with no one (YETLKNON=11) and being able to talk to someone (YETLKPAR, YETLKBGF, YETLKOTA, or YETLKSOP=11), or respondents over the age of 17 (all source variables=99) were coded as system missing.

(YETLKBGF, YETLKNON, YETLKOTA, YETLKPAR, YETLKSOP)
TALKPROB

| | | | |
|---------|--|-------------|------------|
| Len : 1 | RC-WHO YTH TALKS WITH ABOUT SERIOUS PROBLEMS | | |
| | . = Otherwise (See comment above)..... | Freq | Pct |
| | 1 = No One (YETLKNON=1)..... | 47677 | 82.15 |
| | 2 = Someone (YETLKPAR, YETLKBGF, YETLKOTA, or YETLKSOP=1)..... | 674 | 1.16 |
| | | 9683 | 16.69 |

RECODED YOUTH EXPERIENCES

(YEPRTDNG)
PRTALK3

| | | | |
|---------|--|-------------|------------|
| Len : 1 | RC-TALKED WITH PARENT ABOUT DANGER TOB/ALC/DRG | | |
| | . = Unknown/Aged 18+ (Otherwise)..... | Freq | Pct |
| | 1 = Yes (YEPRTDNG=1)..... | 47539 | 81.92 |
| | 2 = No (YEPRTDNG=2)..... | 5631 | 9.70 |
| | | 4864 | 8.38 |

(YEPRBSLV)
PRBSOLV2

| | | | |
|---------|--|-------------|------------|
| Len : 1 | RC-PARTICIPATED IN PRBSLV/COMMSKILL/SELFESTEEM GROUP | | |
| | . = Unknown/Aged 18+ (Otherwise)..... | Freq | Pct |
| | 1 = Yes (YEPRBSLV=1)..... | 47653 | 82.11 |
| | 2 = No (YEPRBSLV=2)..... | 2545 | 4.39 |
| | | 7836 | 13.50 |

(YEVIOPRV)
PREVIOL2

| | | | |
|---------|--|-------------|------------|
| Len : 1 | RC-PARTICIPATED IN VIOLENCE PREVENTION PROGRAM | | |
| | . = Unknown/Aged 18+ (Otherwise)..... | Freq | Pct |
| | 1 = Yes (YEVIOPRV=1)..... | 47484 | 81.82 |
| | 2 = No (YEVIOPRV=2)..... | 922 | 1.59 |
| | | 9628 | 16.59 |

(YEDGPRGP)
PRVDRGO2

| | | | |
|---------|--|-------------|------------|
| Len : 1 | RC-PARTICIPATED IN SUBSTANCE PREV PROGRAM OUTSIDE SCHOOL | | |
| | . = Unknown/Aged 18+ (Otherwise)..... | Freq | Pct |
| | 1 = Yes (YEDGPRGP=1)..... | 47464 | 81.79 |
| | 2 = No (YEDGPRGP=2)..... | 889 | 1.53 |
| | | 9681 | 16.68 |

(YESLFHLP)
GRPCNSL2

| | | | |
|---------|--|-------------|------------|
| Len : 1 | RC-PARTICIPATED IN PROGRAM TO HELP SUBSTANCE USE | | |
| | . = Unknown/Aged 18+ (Otherwise)..... | Freq | Pct |
| | 1 = Yes (YESLFHLP=1)..... | 47470 | 81.80 |
| | 2 = No (YESLFHLP=2)..... | 285 | 0.49 |
| | | 10279 | 17.71 |

(YEPRGSTD)
PREGPGM2

| | | | |
|---------|--|-------------|------------|
| Len : 1 | RC-PARTICIPATED IN PREG/STD PREVENTION PROGRAM | | |
| | . = Unknown/Aged 18+ (Otherwise)..... | Freq | Pct |
| | 1 = Yes (YEPRGSTD=1)..... | 47437 | 81.74 |
| | 2 = No (YEPRGSTD=2)..... | 381 | 0.66 |
| | | 10216 | 17.60 |

The following variable, YTHACT2, was created by counting the number of positive responses reported over the following four youth activity questions: School-based (YESCHACT), community-based (YECOMACT), church or faith-based (YEFAIACT), or other activities (YEOTHACT). Youth respondents who reported participation in two or more activities were included in the "Two or more activities" category regardless of how many other activity questions were answered. Youth respondents who did not answer two or more of the four youth activity questions with a "yes" or "no" response were coded as system missing. To be included in the "None or one activity" category, a youth respondent must have answered two or more of the activity questions and reported they participated in either zero or one activity.

(YECOMACT, YEFAIACT, YEOTHACT, YESCHACT)
YTHACT2

| | | | |
|---------|---|-------------|------------|
| Len : 1 | RC-YTH PARTICIPATED IN YOUTH ACTIVITIES | | |
| | . = Otherwise/Aged 18+ (See comment above)..... | Freq | Pct |
| | 1 = None or one activity (See comment above)..... | 47420 | 81.71 |
| | 2 = Two or more activities (See comment above)..... | 2578 | 4.44 |
| | | 8036 | 13.85 |

(YEPVNTYR)
DRPRVME3

| | | | |
|---------|---|-------------|------------|
| Len : 1 | RC-YTH SEEN ALC OR DRUG PREVENTION MESSAGE OUTSIDE SCHOOL | | |
| | . = Unknown/Aged 18+ (Otherwise)..... | Freq | Pct |
| | 1 = Yes (YEPVNTYR=1)..... | 47516 | 81.88 |
| | 2 = No (YEPVNTYR=2)..... | 6835 | 11.78 |
| | | 3683 | 6.35 |

RECODED YOUTH EXPERIENCES

(YEDECLAS, YEDERGLR, YEDESPCL)

ANYEDUC3

Len : 1 RC-YTH HAD ANY DRUG OR ALCOHOL EDUCATION IN SCHOOL

| | Freq | Pct |
|---|-------------|------------|
| . = Unknown/Aged 18+ (Otherwise)..... | 48011 | 82.73 |
| 1 = Yes (YEDECLAS=1 or YEDERGLR=1 or YEDESPCL=1)..... | 6174 | 10.64 |
| 2 = No (YEDECLAS=2 & YEDERGLR=2 & YEDESPCL=2)..... | 3849 | 6.63 |

(YERLGSVC)

RLGATTD

Len : 1 RC-NUMBER TIMES ATTEND RELIGIOUS SERVICES IN PST YR

| | Freq | Pct |
|--|-------------|------------|
| . = Unknown/Aged 18+ (Otherwise)..... | 47623 | 82.06 |
| 1 = 25 or More (YERLGSVC=5,6)..... | 2053 | 3.54 |
| 2 = Less than 25 (YERLGSVC=1,2,3,4)..... | 8358 | 14.40 |

(YERLGIMP)

RLGIMPT

Len : 1 RC-RELIGIOUS BELIEFS VERY IMPORTANT IN LIFE

| | Freq | Pct |
|--|-------------|------------|
| . = Unknown/Aged 18+ (Otherwise)..... | 47659 | 82.12 |
| 1 = Agree/Strongly Agree (YERLGIMP=3,4)..... | 6460 | 11.13 |
| 2 = Strongly Disagree/Disagree (YERLGIMP=1,2)..... | 3915 | 6.75 |

(YERLDCSN)

RLGDSCN

Len : 1 RC-RELIGIOUS BELIEFS INFLUENCE LIFE DECISIONS

| | Freq | Pct |
|--|-------------|------------|
| . = Unknown/Aged 18+ (Otherwise)..... | 47643 | 82.09 |
| 1 = Agree/Strongly Agree (YERLDCSN=3,4)..... | 5588 | 9.63 |
| 2 = Strongly Disagree/Disagree (YERLDCSN=1,2)..... | 4803 | 8.28 |

(YERLFRND)

RLGFRND

Len : 1 RC-IMPORTANT FOR FRIENDS TO SHARE RELIGIOUS BELIEFS

| | Freq | Pct |
|--|-------------|------------|
| . = Unknown/Aged 18+ (Otherwise)..... | 47666 | 82.13 |
| 1 = Agree/Strongly Agree (YERLFRND=3,4)..... | 2521 | 4.34 |
| 2 = Strongly Disagree/Disagree (YERLFRND=1,2)..... | 7847 | 13.52 |

MENTAL HEALTH

MENTAL HEALTH

The values in this section may be inconsistent with values for variables in other sections of the interview. Items in this section were edited when respondents legitimately skipped out of these items based on prior answers in earlier sections. Otherwise, variables in one section of the interview generally were not edited to make them consistent with variables in another section of the interview. This note applies to variables in this section marked by a¹.

These questions ask how you have been feeling during the past 30 days.

During the past 30 days, how often did you feel nervous?

(NERVE30)

DSTNRV30¹

Len : 2 HOW OFTEN FELT NERVOUS PAST 30 DAYS

| | Freq | Pct |
|--|-------|-------|
| 1 = All of the time..... | 1496 | 2.58 |
| 2 = Most of the time..... | 3432 | 5.91 |
| 3 = Some of the time..... | 11172 | 19.25 |
| 4 = A little of the time..... | 14545 | 25.06 |
| 5 = None of the time | 15109 | 26.03 |
| 85 = BAD DATA Logically assigned | 11 | 0.02 |
| 94 = DON'T KNOW | 81 | 0.14 |
| 97 = REFUSED | 97 | 0.17 |
| 98 = BLANK (NO ANSWER) | 1348 | 2.32 |
| 99 = LEGITIMATE SKIP..... | 10743 | 18.51 |

During the past 30 days, how often did you feel hopeless?

(HOPE30)

DSTHOP30¹

Len : 2 HOW OFTEN FELT HOPELESS PAST 30 DAYS

| | Freq | Pct |
|--|-------|-------|
| 1 = All of the time..... | 880 | 1.52 |
| 2 = Most of the time..... | 1764 | 3.04 |
| 3 = Some of the time..... | 5337 | 9.20 |
| 4 = A little of the time..... | 9325 | 16.07 |
| 5 = None of the time | 28439 | 49.00 |
| 85 = BAD DATA Logically assigned | 11 | 0.02 |
| 94 = DON'T KNOW | 77 | 0.13 |
| 97 = REFUSED | 103 | 0.18 |
| 98 = BLANK (NO ANSWER) | 1355 | 2.33 |
| 99 = LEGITIMATE SKIP..... | 10743 | 18.51 |

During the past 30 days, how often did you feel restless or fidgety?

(FIDG30)

DSTRST30¹

Len : 2 HOW OFTEN FELT RESTLESS/FIDGETY PST 30 DYS

| | Freq | Pct |
|--|-------|-------|
| 1 = All of the time..... | 1414 | 2.44 |
| 2 = Most of the time..... | 3007 | 5.18 |
| 3 = Some of the time..... | 8472 | 14.60 |
| 4 = A little of the time..... | 12320 | 21.23 |
| 5 = None of the time | 20534 | 35.38 |
| 85 = BAD DATA Logically assigned | 11 | 0.02 |
| 94 = DON'T KNOW | 78 | 0.13 |
| 97 = REFUSED | 93 | 0.16 |
| 98 = BLANK (NO ANSWER) | 1362 | 2.35 |
| 99 = LEGITIMATE SKIP..... | 10743 | 18.51 |

MENTAL HEALTH

During the past 30 days, how often did you feel so sad or depressed that nothing could cheer you up?

(NOCHR30)
DSTCHR30¹

Len : 2 HOW OFTEN FELT SAD NOTHING COULD CHEER YOU UP

| | Freq | Pct |
|---------------------------------------|-------|-------|
| 1 = All of the time..... | 779 | 1.34 |
| 2 = Most of the time..... | 1831 | 3.16 |
| 3 = Some of the time..... | 5231 | 9.01 |
| 4 = A little of the time..... | 9342 | 16.10 |
| 5 = None of the time..... | 28560 | 49.21 |
| 85 = BAD DATA Logically assigned..... | 11 | 0.02 |
| 94 = DON'T KNOW..... | 75 | 0.13 |
| 97 = REFUSED..... | 98 | 0.17 |
| 98 = BLANK (NO ANSWER)..... | 1364 | 2.35 |
| 99 = LEGITIMATE SKIP..... | 10743 | 18.51 |

During the past 30 days, how often did you feel that everything was an effort?

(EFFORT30)
DSTEFF30¹

Len : 2 HOW OFT FELT EVERYTHING EFFORT PST 30 DYS

| | Freq | Pct |
|---------------------------------------|-------|-------|
| 1 = All of the time..... | 2156 | 3.72 |
| 2 = Most of the time..... | 3672 | 6.33 |
| 3 = Some of the time..... | 7475 | 12.88 |
| 4 = A little of the time..... | 11827 | 20.38 |
| 5 = None of the time..... | 20513 | 35.35 |
| 85 = BAD DATA Logically assigned..... | 11 | 0.02 |
| 94 = DON'T KNOW..... | 157 | 0.27 |
| 97 = REFUSED..... | 109 | 0.19 |
| 98 = BLANK (NO ANSWER)..... | 1371 | 2.36 |
| 99 = LEGITIMATE SKIP..... | 10743 | 18.51 |

During the past 30 days, how often did you feel down on yourself, no good or worthless?

(DOWN30)
DSTNGD30¹

Len : 2 HOW OFT FELT DOWN/WTHLSS/NO GOOD PST 30 DYS

| | Freq | Pct |
|---------------------------------------|-------|-------|
| 1 = All of the time..... | 1173 | 2.02 |
| 2 = Most of the time..... | 2365 | 4.08 |
| 3 = Some of the time..... | 5420 | 9.34 |
| 4 = A little of the time..... | 9387 | 16.18 |
| 5 = None of the time..... | 27377 | 47.17 |
| 85 = BAD DATA Logically assigned..... | 11 | 0.02 |
| 94 = DON'T KNOW..... | 80 | 0.14 |
| 97 = REFUSED..... | 102 | 0.18 |
| 98 = BLANK (NO ANSWER)..... | 1376 | 2.37 |
| 99 = LEGITIMATE SKIP..... | 10743 | 18.51 |

The last questions asked about how you have been feeling during the past 30 days. Now think about the past 12 months. Was there a month in the past 12 months when you felt more depressed, anxious, or emotionally stressed than you felt during the past 30 days?

(WORST30)
DSTWORST¹

Len : 2 MON IN PST 12 MOS FELT WORSE THAN PST 30 DYS

| | Freq | Pct |
|---------------------------------------|-------|-------|
| 1 = Yes..... | 16753 | 28.87 |
| 2 = No..... | 28894 | 49.79 |
| 85 = BAD DATA Logically assigned..... | 11 | 0.02 |
| 94 = DON'T KNOW..... | 146 | 0.25 |
| 97 = REFUSED..... | 102 | 0.18 |
| 98 = BLANK (NO ANSWER)..... | 1385 | 2.39 |
| 99 = LEGITIMATE SKIP..... | 10743 | 18.51 |

MENTAL HEALTH

Think of one month in the past 12 months when you were the most depressed, anxious, or emotionally stressed.

During that month, how often did you feel nervous?

(DSNERV1)
DSTNRV12¹

Len : 2 HOW OFT FELT NERVOUS IN WORST MONTH, PST 12 MOS

| | Freq | Pct |
|---------------------------------------|-------|-------|
| 1 = All of the time..... | 2354 | 4.06 |
| 2 = Most of the time..... | 4930 | 8.50 |
| 3 = Some of the time..... | 5513 | 9.50 |
| 4 = A little of the time..... | 3142 | 5.41 |
| 5 = None of the time..... | 800 | 1.38 |
| 85 = BAD DATA Logically assigned..... | 6 | 0.01 |
| 94 = DON'T KNOW..... | 9 | 0.02 |
| 97 = REFUSED..... | 105 | 0.18 |
| 98 = BLANK (NO ANSWER)..... | 1538 | 2.65 |
| 99 = LEGITIMATE SKIP..... | 39637 | 68.30 |

During that same month when you were at your worst emotionally...

how often did you feel hopeless?

(DSHOPE)
DSTHOP12¹

Len : 2 HOW OFTEN FELT HOPELESS IN WORST MONTH

| | Freq | Pct |
|---------------------------------------|-------|-------|
| 1 = All of the time..... | 1959 | 3.38 |
| 2 = Most of the time..... | 3421 | 5.89 |
| 3 = Some of the time..... | 4414 | 7.61 |
| 4 = A little of the time..... | 3472 | 5.98 |
| 5 = None of the time..... | 3466 | 5.97 |
| 85 = BAD DATA Logically assigned..... | 6 | 0.01 |
| 94 = DON'T KNOW..... | 9 | 0.02 |
| 97 = REFUSED..... | 110 | 0.19 |
| 98 = BLANK (NO ANSWER)..... | 1540 | 2.65 |
| 99 = LEGITIMATE SKIP..... | 39637 | 68.30 |

During that same month when you were at your worst emotionally...

how often did you feel restless or fidgety?

(DSFIDG)
DSTRST12¹

Len : 2 HOW OFTEN FELT RESTLESS IN WORST MONTH

| | Freq | Pct |
|---------------------------------------|-------|-------|
| 1 = All of the time..... | 1862 | 3.21 |
| 2 = Most of the time..... | 3190 | 5.50 |
| 3 = Some of the time..... | 4843 | 8.35 |
| 4 = A little of the time..... | 4154 | 7.16 |
| 5 = None of the time..... | 2677 | 4.61 |
| 85 = BAD DATA Logically assigned..... | 6 | 0.01 |
| 94 = DON'T KNOW..... | 13 | 0.02 |
| 97 = REFUSED..... | 109 | 0.19 |
| 98 = BLANK (NO ANSWER)..... | 1543 | 2.66 |
| 99 = LEGITIMATE SKIP..... | 39637 | 68.30 |

MENTAL HEALTH

During that same month when you were at your worst emotionally...

how often did you feel so sad or depressed that nothing could cheer you up?

(DSNOCHR)
DSTCHR12¹

Len : 2 HOW OFTEN COULDN'T BE CHEERED UP IN WORST MONTH

| | Freq | Pct |
|---------------------------------------|-------|-------|
| 1 = All of the time..... | 1969 | 3.39 |
| 2 = Most of the time..... | 3385 | 5.83 |
| 3 = Some of the time..... | 4186 | 7.21 |
| 4 = A little of the time..... | 3668 | 6.32 |
| 5 = None of the time..... | 3523 | 6.07 |
| 85 = BAD DATA Logically assigned..... | 6 | 0.01 |
| 94 = DON'T KNOW..... | 8 | 0.01 |
| 97 = REFUSED..... | 108 | 0.19 |
| 98 = BLANK (NO ANSWER)..... | 1544 | 2.66 |
| 99 = LEGITIMATE SKIP..... | 39637 | 68.30 |

During that same month when you were at your worst emotionally...

how often did you feel that everything was an effort?

(DSEFFORT)
DSTEFF12¹

Len : 2 HOW OFT FELT EVERYTHING AN EFFORT IN WORST MON

| | Freq | Pct |
|---------------------------------------|-------|-------|
| 1 = All of the time..... | 2882 | 4.97 |
| 2 = Most of the time..... | 3929 | 6.77 |
| 3 = Some of the time..... | 4119 | 7.10 |
| 4 = A little of the time..... | 3580 | 6.17 |
| 5 = None of the time..... | 2199 | 3.79 |
| 85 = BAD DATA Logically assigned..... | 6 | 0.01 |
| 94 = DON'T KNOW..... | 24 | 0.04 |
| 97 = REFUSED..... | 112 | 0.19 |
| 98 = BLANK (NO ANSWER)..... | 1546 | 2.66 |
| 99 = LEGITIMATE SKIP..... | 39637 | 68.30 |

During that same month when you were at your worst emotionally...

how often did you feel down on yourself, no good, or worthless?

(DSDOWN)
DSTNGD12¹

Len : 2 HOW OFTEN FELT NO GOOD IN WORST MONTH

| | Freq | Pct |
|---------------------------------------|-------|-------|
| 1 = All of the time..... | 2188 | 3.77 |
| 2 = Most of the time..... | 3108 | 5.36 |
| 3 = Some of the time..... | 3727 | 6.42 |
| 4 = A little of the time..... | 3470 | 5.98 |
| 5 = None of the time..... | 4228 | 7.29 |
| 85 = BAD DATA Logically assigned..... | 6 | 0.01 |
| 94 = DON'T KNOW..... | 10 | 0.02 |
| 97 = REFUSED..... | 110 | 0.19 |
| 98 = BLANK (NO ANSWER)..... | 1550 | 2.67 |
| 99 = LEGITIMATE SKIP..... | 39637 | 68.30 |

During that one month when your emotions, nerves or mental health interfered most with your daily activities...

how much difficulty did you have remembering to do things you needed to do?

(LIREMEM)
IMPREMEM¹

Len : 2 DIFFICULTY REMEMBERING ONE MO IN PST 12 MOS

| | Freq | Pct |
|---------------------------------------|-------|-------|
| 1 = No difficulty..... | 16736 | 28.84 |
| 2 = Mild difficulty..... | 12058 | 20.78 |
| 3 = Moderate difficulty..... | 5516 | 9.50 |
| 4 = Severe difficulty..... | 1766 | 3.04 |
| 85 = BAD DATA Logically assigned..... | 11 | 0.02 |
| 94 = DON'T KNOW..... | 76 | 0.13 |
| 97 = REFUSED..... | 41 | 0.07 |
| 98 = BLANK (NO ANSWER)..... | 81 | 0.14 |
| 99 = LEGITIMATE SKIP..... | 21749 | 37.48 |

MENTAL HEALTH

During that one month when your emotions, nerves or mental health interfered most with your daily activities...

how much difficulty did you have concentrating on doing something important when other things were going on around you?

(LICONCEN)
IMPCONCN¹

Len : 2 DIFFICULTY CONCENTRATING ONE MO IN PST 12 MOS

| | Freq | Pct |
|---------------------------------------|-------|-------|
| 1 = No difficulty | 14031 | 24.18 |
| 2 = Mild difficulty..... | 12726 | 21.93 |
| 3 = Moderate difficulty | 6680 | 11.51 |
| 4 = Severe difficulty..... | 2632 | 4.54 |
| 85 = BAD DATA Logically assigned..... | 11 | 0.02 |
| 94 = DON'T KNOW | 68 | 0.12 |
| 97 = REFUSED | 48 | 0.08 |
| 98 = BLANK (NO ANSWER) | 89 | 0.15 |
| 99 = LEGITIMATE SKIP..... | 21749 | 37.48 |

During that one month when your emotions, nerves or mental health interfered most with your daily activities...

how much difficulty did you have going out of the house and getting around on your own?

(LIGOOUT1)
IMPGOUT¹

Len : 2 DIFFICULTY GOING OUT ONE MO IN PST 12 MO

| | Freq | Pct |
|--|-------|-------|
| 1 = No difficulty | 21515 | 37.07 |
| 2 = Mild difficulty..... | 6763 | 11.65 |
| 3 = Moderate difficulty | 4431 | 7.64 |
| 4 = Severe difficulty..... | 1977 | 3.41 |
| 5 = You didn't leave the house on your own | 1396 | 2.41 |
| 85 = BAD DATA Logically assigned..... | 11 | 0.02 |
| 94 = DON'T KNOW | 49 | 0.08 |
| 97 = REFUSED | 49 | 0.08 |
| 98 = BLANK (NO ANSWER) | 94 | 0.16 |
| 99 = LEGITIMATE SKIP..... | 21749 | 37.48 |

Did problems with your emotions, nerves, or mental health keep you from leaving the house on your own?

(LIGOOUT2)
IMPGOUTM¹

Len : 2 EMOTIONAL PROBLEMS KEEP YOU FROM LEAVING HOUSE

| | Freq | Pct |
|------------------------------|-------|-------|
| 1 = Yes..... | 866 | 1.49 |
| 2 = No..... | 526 | 0.91 |
| 94 = DON'T KNOW | 4 | 0.01 |
| 97 = REFUSED | 49 | 0.08 |
| 98 = BLANK (NO ANSWER) | 154 | 0.27 |
| 99 = LEGITIMATE SKIP..... | 56435 | 97.24 |

During that one month when your emotions, nerves or mental health interfered most with your daily activities...

how much difficulty did you have dealing with people you did not know well?

(LISTRANI)
IMPPEOP¹

Len : 2 DIFFICULTY DEALING W STRANGERS ONE MO IN PST 12 M

| | Freq | Pct |
|---|-------|-------|
| 1 = No difficulty | 18321 | 31.57 |
| 2 = Mild difficulty..... | 8465 | 14.59 |
| 3 = Moderate difficulty | 5027 | 8.66 |
| 4 = Severe difficulty..... | 2355 | 4.06 |
| 5 = You didn't deal with people you did not know well | 1896 | 3.27 |
| 85 = BAD DATA Logically assigned..... | 11 | 0.02 |
| 94 = DON'T KNOW | 57 | 0.10 |
| 97 = REFUSED | 49 | 0.08 |
| 98 = BLANK (NO ANSWER) | 104 | 0.18 |
| 99 = LEGITIMATE SKIP..... | 21749 | 37.48 |

MENTAL HEALTH

Did problems with your emotions, nerves, or mental health keep you from dealing with people you did not know well?

(LISTRAN2)
 IMPPEOPM¹

| | Freq | Pct |
|---|-------|-------|
| Len : 2 EMOTIONAL PROBLEMS KEEP YOU FROM DEALING W STRAGR | | |
| 1 = Yes..... | 768 | 1.32 |
| 2 = No..... | 1119 | 1.93 |
| 94 = DON'T KNOW..... | 6 | 0.01 |
| 97 = REFUSED..... | 52 | 0.09 |
| 98 = BLANK (NO ANSWER)..... | 172 | 0.30 |
| 99 = LEGITIMATE SKIP..... | 55917 | 96.35 |

During that one month when your emotions, nerves or mental health interfered most with your daily activities...
 how much difficulty did you have participating in social activities, like visiting friends or going to parties?

(LISOC1)
 IMPSOC¹

| | Freq | Pct |
|--|-------|-------|
| Len : 2 DIFFICULTY PARTICIPATE IN SOCIAL ACT 1 MO /12 MO | | |
| 1 = No difficulty..... | 16516 | 28.46 |
| 2 = Mild difficulty..... | 7979 | 13.75 |
| 3 = Moderate difficulty..... | 5009 | 8.63 |
| 4 = Severe difficulty..... | 2739 | 4.72 |
| 5 = You didn't participate in social activities..... | 3823 | 6.59 |
| 85 = BAD DATA Logically assigned..... | 11 | 0.02 |
| 94 = DON'T KNOW..... | 49 | 0.08 |
| 97 = REFUSED..... | 50 | 0.09 |
| 98 = BLANK (NO ANSWER)..... | 109 | 0.19 |
| 99 = LEGITIMATE SKIP..... | 21749 | 37.48 |

Did problems with your emotions, nerves, or mental health keep you from participating in social activities?

(LISOC2)
 IMPSOCM¹

| | Freq | Pct |
|--|-------|-------|
| Len : 2 EMOTIONAL PROBS KEEP YOU FROM PART IN SOCIAL | | |
| 1 = Yes..... | 1485 | 2.56 |
| 2 = No..... | 2327 | 4.01 |
| 94 = DON'T KNOW..... | 7 | 0.01 |
| 97 = REFUSED..... | 54 | 0.09 |
| 98 = BLANK (NO ANSWER)..... | 169 | 0.29 |
| 99 = LEGITIMATE SKIP..... | 53992 | 93.04 |

During that one month when your emotions, nerves or mental health interfered most with your daily activities...
 how much difficulty did you have taking care of household responsibilities?

(LIHHRES1)
 IMPHHL¹

| | Freq | Pct |
|---|-------|-------|
| Len : 2 DIFFICULTY HOUSE RESPONS ONE MO IN PST 12 MO | | |
| 1 = No difficulty..... | 17478 | 30.12 |
| 2 = Mild difficulty..... | 9464 | 16.31 |
| 3 = Moderate difficulty..... | 5582 | 9.62 |
| 4 = Severe difficulty..... | 2905 | 5.01 |
| 5 = You didn't take care of household responsibilities..... | 644 | 1.11 |
| 85 = BAD DATA Logically assigned..... | 11 | 0.02 |
| 94 = DON'T KNOW..... | 42 | 0.07 |
| 97 = REFUSED..... | 43 | 0.07 |
| 98 = BLANK (NO ANSWER)..... | 116 | 0.20 |
| 99 = LEGITIMATE SKIP..... | 21749 | 37.48 |

MENTAL HEALTH

Did problems with your emotions, nerves, or mental health keep you from taking care of household responsibilities?

(LIHHRES2)
IMPHHLDM¹

| | | | |
|---------|---|-------------|------------|
| Len : 2 | EMOTIONL PROBS MAKE KEEP YOU FRM TAKING CARE HOUS | Freq | Pct |
| | 1 = Yes..... | 416 | 0.72 |
| | 2 = No..... | 225 | 0.39 |
| | 94 = DON'T KNOW..... | 1 | 0.00 |
| | 97 = REFUSED..... | 45 | 0.08 |
| | 98 = BLANK (NO ANSWER)..... | 169 | 0.29 |
| | 99 = LEGITIMATE SKIP..... | 57178 | 98.53 |

During that one month when your emotions, nerves or mental health interfered most with your daily activities...
how much difficulty did you have taking care of your daily responsibilities at work or school?

(LIWKRES1)
IMPRES1¹

| | | | |
|---------|---|-------------|------------|
| Len : 2 | DIFFICULTY WORK RESPONS ONE MO IN PST 12 MO | Freq | Pct |
| | 1 = No difficulty..... | 17978 | 30.98 |
| | 2 = Mild difficulty..... | 8483 | 14.62 |
| | 3 = Moderate difficulty..... | 4581 | 7.89 |
| | 4 = Severe difficulty..... | 2097 | 3.61 |
| | 5 = You didn't work or go to school..... | 2894 | 4.99 |
| | 85 = BAD DATA Logically assigned..... | 11 | 0.02 |
| | 94 = DON'T KNOW..... | 61 | 0.11 |
| | 97 = REFUSED..... | 56 | 0.10 |
| | 98 = BLANK (NO ANSWER)..... | 124 | 0.21 |
| | 99 = LEGITIMATE SKIP..... | 21749 | 37.48 |

Did problems with your emotions, nerves, or mental health keep you from working or going to school?

(LIWKRES2)
IMPRES1M¹

| | | | |
|---------|---|-------------|------------|
| Len : 2 | DID EMOTIONAL PROBS KEEP YOU FROM WORK/SCHOOL | Freq | Pct |
| | 1 = Yes..... | 533 | 0.92 |
| | 2 = No..... | 2342 | 4.04 |
| | 94 = DON'T KNOW..... | 6 | 0.01 |
| | 97 = REFUSED..... | 69 | 0.12 |
| | 98 = BLANK (NO ANSWER)..... | 196 | 0.34 |
| | 99 = LEGITIMATE SKIP..... | 54888 | 94.58 |

During that one month when your emotions, nerves or mental health interfered most with your daily activities...
how much difficulty did you have getting your daily work done as quickly as needed?

(LIWKQUIC)
IMPWORK¹

| | | | |
|---------|---|-------------|------------|
| Len : 2 | DIFFICULTY DOING DAILY WORK ONE MO IN PST 12 MO | Freq | Pct |
| | 1 = No difficulty..... | 15981 | 27.54 |
| | 2 = Mild difficulty..... | 10328 | 17.80 |
| | 3 = Moderate difficulty..... | 4920 | 8.48 |
| | 4 = Severe difficulty..... | 1915 | 3.30 |
| | 85 = BAD DATA Logically assigned..... | 11 | 0.02 |
| | 94 = DON'T KNOW..... | 56 | 0.10 |
| | 97 = REFUSED..... | 54 | 0.09 |
| | 98 = BLANK (NO ANSWER)..... | 126 | 0.22 |
| | 99 = LEGITIMATE SKIP..... | 24643 | 42.46 |

MENTAL HEALTH

You mentioned having difficulty with or being unable to do such things as [FILL].

During the past 12 months, about how many weeks did you have any of these difficulties because of your emotions, nerves, or mental health? If you can't remember the exact number, just give your best estimate.

(IMWEEK1)
IMPWEEKS¹

| Len : 2 NUM WEEKS HAVE DIFFICULTIES BECAUSE OF MENTL HLTH | | Freq | Pct |
|---|--|-------|-------|
| RANGE = 1 - 52 | | 27005 | 46.53 |
| 85 = BAD DATA Logically assigned | | 5 | 0.01 |
| 94 = DON'T KNOW | | 679 | 1.17 |
| 97 = REFUSED | | 158 | 0.27 |
| 98 = BLANK (NO ANSWER) | | 227 | 0.39 |
| 99 = LEGITIMATE SKIP | | 29960 | 51.62 |

During that/those [IMWEEK1FILL] week/weeks did you have these kinds of difficulties every day, most days, or only one or two days a week?

(IMDAYS)
IMPDYFRQ¹

| Len : 2 HOW MANY DAYS IN WEEK DID YOU HAVE DIFFICULTIES | | Freq | Pct |
|---|--|-------|-------|
| 1 = Every day | | 1698 | 2.93 |
| 2 = Most days | | 9836 | 16.95 |
| 3 = Only one or two days a week | | 15387 | 26.51 |
| 85 = BAD DATA Logically assigned | | 5 | 0.01 |
| 94 = DON'T KNOW | | 63 | 0.11 |
| 97 = REFUSED | | 172 | 0.30 |
| 98 = BLANK (NO ANSWER) | | 913 | 1.57 |
| 99 = LEGITIMATE SKIP | | 29960 | 51.62 |

About how many days out of 365 in the past 12 months were you totally unable to work or carry out your normal activities because of your emotions, nerves or mental health?

You can use any number between 0 and 365 to answer.

(LIAD68)
IMPYDAYS¹

| Len : 3 HOW MANY DAY IN PAST YR YOU WERE UNABLE TO WORK | | Freq | Pct |
|---|--|-------|-------|
| RANGE = 0 - 365 | | 27367 | 47.16 |
| 985 = BAD DATA Logically assigned | | 5 | 0.01 |
| 994 = DON'T KNOW | | 367 | 0.63 |
| 997 = REFUSED | | 95 | 0.16 |
| 998 = BLANK (NO ANSWER) | | 240 | 0.41 |
| 999 = LEGITIMATE SKIP | | 29960 | 51.62 |

The next few questions are about thoughts of suicide. At any time in the past 12 months, that is from [DATEFILL] up to and including today, did you seriously think about trying to kill yourself?

(SUI01)
SUICTHNK¹

| Len : 2 SERIOUSLY THINK ABOUT KILLING SELF PST 12 MOS | | Freq | Pct |
|---|--|-------|-------|
| 1 = Yes | | 3055 | 5.26 |
| 2 = No | | 42494 | 73.22 |
| 85 = BAD DATA Logically assigned | | 12 | 0.02 |
| 94 = DON'T KNOW | | 66 | 0.11 |
| 97 = REFUSED | | 150 | 0.26 |
| 98 = BLANK (NO ANSWER) | | 1514 | 2.61 |
| 99 = LEGITIMATE SKIP | | 10743 | 18.51 |

MENTAL HEALTH

Was this because of the COVID-19 pandemic?

(COV9)

COSUITHNK

Len : 2 ADULT THINK ABOUT KILLING YOURSELF DUE TO COVID-19

| | Freq | Pct |
|---------------------------------------|-------|-------|
| 1 = Yes..... | 515 | 0.89 |
| 2 = No..... | 2518 | 4.34 |
| 85 = BAD DATA Logically assigned..... | 7 | 0.01 |
| 94 = DON'T KNOW..... | 19 | 0.03 |
| 97 = REFUSED..... | 3 | 0.01 |
| 98 = BLANK (NO ANSWER)..... | 1735 | 2.99 |
| 99 = LEGITIMATE SKIP..... | 53237 | 91.73 |

During the past 12 months, did you make any plans to kill yourself?

(SUI02)

SUIPLANR1

Len : 2 ADULT MAKE PLANS TO KILL SELF PST 12 MOS

| | Freq | Pct |
|---------------------------------------|-------|-------|
| 1 = Yes..... | 945 | 1.63 |
| 2 = No..... | 44660 | 76.95 |
| 85 = BAD DATA Logically assigned..... | 12 | 0.02 |
| 94 = DON'T KNOW..... | 45 | 0.08 |
| 97 = REFUSED..... | 113 | 0.19 |
| 98 = BLANK (NO ANSWER)..... | 1516 | 2.61 |
| 99 = LEGITIMATE SKIP..... | 10743 | 18.51 |

Was this because of the COVID-19 pandemic?

(COV10)

COSUIPLNYR

Len : 2 ADULT MAKE PLAN TO KILL YOURSELF DUE TO COVID-19

| | Freq | Pct |
|---------------------------------------|-------|-------|
| 1 = Yes..... | 143 | 0.25 |
| 2 = No..... | 791 | 1.36 |
| 85 = BAD DATA Logically assigned..... | 7 | 0.01 |
| 94 = DON'T KNOW..... | 5 | 0.01 |
| 97 = REFUSED..... | 6 | 0.01 |
| 98 = BLANK (NO ANSWER)..... | 1679 | 2.89 |
| 99 = LEGITIMATE SKIP..... | 55403 | 95.47 |

NOTE: The following variable, KSSLR6MONED, is a score with values ranging from 0 to 24 indicating the level of psychological distress over the past 30 days (past month). This variable is based on data collected from a series of six questions known as the K6, asking adult respondents how frequently they experienced symptoms of psychological distress during the past 30 days. These questions include the following symptoms of distress: feeling nervous (DSTNRV30), feeling hopeless (DSTHOP30), feeling restless or fidgety (DSTRST30), feeling so sad or depressed that nothing could cheer you up (DSTCHR30), feeling that everything was an effort (DSTEFF30), and feeling down on yourself, no good, or worthless (DSTNGD30). For each of the six items listed above, responses of "all of the time" were coded 4, "most of the time" were coded 3, "some of the time" were coded 2, "a little of the time" were coded 1, and "none of the time" were coded 0. These assigned values were summed across the six items to calculate a total score for KSSLR6MONED. Specific details about this variable are provided in the Recoded Mental Health Appendix.

(DSTCHR30, DSTEFF30, DSTHOP30, DSTNGD30, DSTNRV30, DSTRST30)

KSSLR6MONED

Len : 2 K6 TOTAL SCORE IN PAST MONTH

| | Freq | Pct |
|--------------------------------|-------|-------|
| RANGE = 0 - 24..... | 45511 | 78.42 |
| . = missing or Aged 12-17..... | 12523 | 21.58 |

MENTAL HEALTH

NOTE: The following variable, KSSLR6YRED, is a score with values ranging from 0 to 24 indicating the level of psychological distress during the worst month of the past year, that was not the past 30 days. This variable is only defined for respondents who reported that there was a month in the past 12 months when he/she was more depressed, anxious, or emotionally stressed than during the past 30 days (DSTWORST=1). This score variable is based on a series of six questions asking respondents how frequently they experienced symptoms of psychological distress during their worst month in the past year (only if the worst month was not the past 30 days). These questions are from the K6 and include the following symptoms of distress: feeling nervous (DSTNRV12), feeling hopeless (DSTHOP12), feeling restless or fidgety (DSTRST12), feeling so sad or depressed that nothing could cheer them up (DSTCHR12), feeling that everything was an effort (DSTEFF12), and feeling down on themselves, no good, or worthless (DSTNGD12). For each of the six items listed above, responses of "all of the time" were coded 4, "most of the time" were coded 3, "some of the time" were coded 2, "a little of the time" were coded 1, and "none of the time" were coded 0. These assigned values were summed across the six items to calculate a total score for KSSLR6YRED. For respondents who indicated that they did not have a month in the past year worse than the past 30 days, KSSLR6YRED was set to missing. Specific details about this variable are provided in the Recoded Mental Health Appendix.

(DSTCHR12, DSTEFF12, DSTHOP12, DSTNGD12, DSTNRV12, DSTRST12, DSTWORST)
KSSLR6YRED Len : 2 K6 TOTAL SCORE IN PAST YEAR

| | Freq | Pct |
|---|-------|-------|
| RANGE = 0 - 24 | 16679 | 28.74 |
| . = Aged 12-17, missing, or DSTWORST in (2,85,94,97,98) | 41355 | 71.26 |

NOTE: The following two variables, WHODASSCED and WHODASDAED, are score variables that indicate the level of impairment for respondents. These variables are based on data collected from a series of thirteen questions asking respondents how much difficulty they experienced in doing eight daily activities in the one month in the past year when they were at their worst emotionally. These questions, drawn from the World Health Organization Disability Assessment Schedule (WHODAS), comprise an abbreviated scale which is used to capture information on impairment (see the Recoded Mental Health Appendix for more information). Respondents who had indicated during the administration of any of the K6 items that they had experienced at least one of the K6 symptoms (defined in the note above variables KSSLR6MONED and KSSLR6YRED) at least "a little of the time" (i.e., KSSLR6MONED greater than 0 or KSSLR6YRED greater than 0) were asked about remembering to do things they needed to do (IMPPEMEM), concentrating on doing something important when other things were going on around them (IMPCONCN), going out of the house and getting around on their own (IMPGOUT, IMPGOUTM), dealing with people they did not know well (IMPPEOP, IMPPEOPM), participating in social activities (IMPSOC, IMPSOCM), taking care of household responsibilities (IMPHHLD, IMPHHLDM), taking care of daily responsibilities at work or school (IMPRES, IMPRESM), and getting daily work done as quickly as needed (IMPWORK, IMPRESM). Respondents who reported that they did not engage in an activity were asked a follow-up question to determine if they did not do so because of emotions, nerves, or mental health.

For the WHODAS total score, WHODASSCED, a value of 3 was assigned for each of the daily activities that a respondent indicated having "severe" difficulty performing, or if the respondent indicated not performing the activity due to problems with emotions, nerves, or mental health. A value of 2 was assigned for each of the daily activities that a respondent indicated having "moderate" difficulty performing, and a value of 1 was assigned for "mild" difficulty. For activities that had a follow-up question, a response of "yes" was assigned a value of 3 as having "severe difficulty." A value of 0 was assigned for all other non-missing responses for each activity. These assigned values were summed to calculate a total score for WHODASSCED which ranges from 0 to 24. WHODASSCED was set equal to 0 for respondents with KSSLR6MAX=0.

For the alternative WHODAS total score, WHODASDAED, a value of 1 was assigned for each of the daily activities that a respondent indicated having "moderate" or "severe" difficulty performing, or if the respondent indicated not performing the activity due to problems with emotions, nerves, or mental health. For activities that had a follow-up question, a response of "yes" was assigned a value of 1 as having "moderate or severe difficulty." A value of 0 was assigned for all other non-missing responses for each activity. These assigned values were summed to calculate a total score for WHODASDAED which ranges from 0 to 8. WHODASDAED was set equal to 0 for respondents with KSSLR6MAX=0.

Specific details about these variables are provided in the Recoded Mental Health Appendix.

(IMPCONCN, IMPGOUT, IMPGOUTM, IMPHHL, IMPHHLDM, IMPPEOP, IMPPEOPM, IMPPEMEM, IMPRES, IMPRESM, IMPSOC, IMPSOCM, IMPWORK, KSSLR6MAX)

WHODASSCED Len : 2 WHODAS TOTAL SCORE

| | Freq | Pct |
|---------------------------------|-------|-------|
| RANGE = 0 - 24 | 45628 | 78.62 |
| . = missing or Aged 12-17 | 12406 | 21.38 |

(IMPCONCN, IMPGOUT, IMPGOUTM, IMPHHL, IMPHHLDM, IMPPEOP, IMPPEOPM, IMPPEMEM, IMPRES, IMPRESM, IMPSOC, IMPSOCM, IMPWORK, KSSLR6MAX)

WHODASDAED Len : 2 ALTERNATIVE WHODAS SCORE

| | Freq | Pct |
|---------------------------------|-------|-------|
| RANGE = 0 - 8 | 45628 | 78.62 |
| . = missing or Aged 12-17 | 12406 | 21.38 |

IMPUTED MENTAL HEALTH

IMPUTED MENTAL HEALTH

(DSTNRV30)
IRDSTNRV30

| | | | |
|---------|---|-------------|------------|
| Len : 2 | HOW OFTEN FELT NERVOUS PAST 30 DAYS - IMP REV | | |
| | | Freq | Pct |
| | 1 = All of the time..... | 1548 | 2.67 |
| | 2 = Most of the time..... | 3555 | 6.13 |
| | 3 = Some of the time..... | 11565 | 19.93 |
| | 4 = A little of the time..... | 14993 | 25.83 |
| | 5 = None of the time..... | 15630 | 26.93 |
| | 99 = LEGITIMATE SKIP..... | 10743 | 18.51 |

(DSTNRV30)
IIDSTNRV30

| | | | |
|---------|---|-------------|------------|
| Len : 1 | HOW OFTEN FELT NERVOUS PAST 30 DAYS - IMP IND | | |
| | | Freq | Pct |
| | 1 = Questionnaire data..... | 45754 | 78.84 |
| | 3 = Statistically imputed data..... | 1537 | 2.65 |
| | 9 = LEGITIMATE SKIP..... | 10743 | 18.51 |

(DSTHOP30)
IRDSTHOP30

| | | | |
|---------|--|-------------|------------|
| Len : 2 | HOW OFTEN FELT HOPELESS PAST 30 DAYS - IMP REV | | |
| | | Freq | Pct |
| | 1 = All of the time..... | 912 | 1.57 |
| | 2 = Most of the time..... | 1836 | 3.16 |
| | 3 = Some of the time..... | 5564 | 9.59 |
| | 4 = A little of the time..... | 9642 | 16.61 |
| | 5 = None of the time..... | 29337 | 50.55 |
| | 99 = LEGITIMATE SKIP..... | 10743 | 18.51 |

(DSTHOP30)
IIDSTHOP30

| | | | |
|---------|--|-------------|------------|
| Len : 1 | HOW OFTEN FELT HOPELESS PAST 30 DAYS - IMP IND | | |
| | | Freq | Pct |
| | 1 = Questionnaire data..... | 45745 | 78.82 |
| | 3 = Statistically imputed data..... | 1546 | 2.66 |
| | 9 = LEGITIMATE SKIP..... | 10743 | 18.51 |

(DSTRST30)
IRDSTRST30

| | | | |
|---------|--|-------------|------------|
| Len : 2 | HOW OFTEN FELT RESTLESS/FIDGETY PAST 30 DAYS - IMP REV | | |
| | | Freq | Pct |
| | 1 = All of the time..... | 1475 | 2.54 |
| | 2 = Most of the time..... | 3131 | 5.40 |
| | 3 = Some of the time..... | 8755 | 15.09 |
| | 4 = A little of the time..... | 12716 | 21.91 |
| | 5 = None of the time..... | 21214 | 36.55 |
| | 99 = LEGITIMATE SKIP..... | 10743 | 18.51 |

(DSTRST30)
IIDSTRST30

| | | | |
|---------|--|-------------|------------|
| Len : 1 | HOW OFTEN FELT RESTLESS/FIDGETY PAST 30 DAYS - IMP IND | | |
| | | Freq | Pct |
| | 1 = Questionnaire data..... | 45747 | 78.83 |
| | 3 = Statistically imputed data..... | 1544 | 2.66 |
| | 9 = LEGITIMATE SKIP..... | 10743 | 18.51 |

(DSTCHR30)
IRDSTCHR30

| | | | |
|---------|--|-------------|------------|
| Len : 2 | HOW OFTEN FELT COULDN'T BE CHEERED UP PST 30 DYS - IMP REV | | |
| | | Freq | Pct |
| | 1 = All of the time..... | 805 | 1.39 |
| | 2 = Most of the time..... | 1908 | 3.29 |
| | 3 = Some of the time..... | 5443 | 9.38 |
| | 4 = A little of the time..... | 9671 | 16.66 |
| | 5 = None of the time..... | 29464 | 50.77 |
| | 99 = LEGITIMATE SKIP..... | 10743 | 18.51 |

IMPUTED MENTAL HEALTH

(DSTCHR30)
IIDSTCHR30

| | | | |
|---------|--|-------------|------------|
| Len : 1 | HOW OFTEN FELT COULDN'T BE CHEERED UP PST 30 DYS - IMP IND | | |
| | | Freq | Pct |
| | 1 = Questionnaire data | 45743 | 78.82 |
| | 3 = Statistically imputed data..... | 1548 | 2.67 |
| | 9 = LEGITIMATE SKIP..... | 10743 | 18.51 |

(DSTEFF30)
IRDSTEFF30

| | | | |
|---------|---|-------------|------------|
| Len : 2 | HOW OFTEN FELT EVERYTHING EFFORT PAST 30 DAYS - IMP REV | | |
| | | Freq | Pct |
| | 1 = All of the time..... | 2244 | 3.87 |
| | 2 = Most of the time..... | 3815 | 6.57 |
| | 3 = Some of the time..... | 7772 | 13.39 |
| | 4 = A little of the time..... | 12237 | 21.09 |
| | 5 = None of the time..... | 21223 | 36.57 |
| | 99 = LEGITIMATE SKIP..... | 10743 | 18.51 |

(DSTEFF30)
IIDSTEFF30

| | | | |
|---------|---|-------------|------------|
| Len : 1 | HOW OFTEN FELT EVERYTHING EFFORT PAST 30 DAYS - IMP IND | | |
| | | Freq | Pct |
| | 1 = Questionnaire data | 45643 | 78.65 |
| | 3 = Statistically imputed data..... | 1648 | 2.84 |
| | 9 = LEGITIMATE SKIP..... | 10743 | 18.51 |

(DSTNGD30)
IRDSTNGD30

| | | | |
|---------|---|-------------|------------|
| Len : 2 | HOW OFTEN FELT DOWN/WTHLSS/NO GOOD PAST 30 DAYS - IMP REV | | |
| | | Freq | Pct |
| | 1 = All of the time..... | 1228 | 2.12 |
| | 2 = Most of the time..... | 2447 | 4.22 |
| | 3 = Some of the time..... | 5650 | 9.74 |
| | 4 = A little of the time..... | 9695 | 16.71 |
| | 5 = None of the time..... | 28271 | 48.71 |
| | 99 = LEGITIMATE SKIP..... | 10743 | 18.51 |

(DSTNGD30)
IIDSTNGD30

| | | | |
|---------|---|-------------|------------|
| Len : 1 | HOW OFTEN FELT DOWN/WTHLSS/NO GOOD PAST 30 DAYS - IMP IND | | |
| | | Freq | Pct |
| | 1 = Questionnaire data | 45722 | 78.78 |
| | 3 = Statistically imputed data..... | 1569 | 2.70 |
| | 9 = LEGITIMATE SKIP..... | 10743 | 18.51 |

(DSTWORST)
IRDSTWORST

| | | | |
|---------|---|-------------|------------|
| Len : 2 | MONTH IN PAST 12 MOS FELT WORSE THAN PAST 30 DAYS - IMP REV | | |
| | | Freq | Pct |
| | 1 = Yes..... | 17375 | 29.94 |
| | 2 = No..... | 29916 | 51.55 |
| | 99 = LEGITIMATE SKIP..... | 10743 | 18.51 |

(DSTWORST)
IIDSTWORST

| | | | |
|---------|---|-------------|------------|
| Len : 1 | MONTH IN PAST 12 MOS FELT WORSE THAN PAST 30 DAYS - IMP IND | | |
| | | Freq | Pct |
| | 1 = Questionnaire data | 45647 | 78.66 |
| | 3 = Statistically imputed data..... | 1644 | 2.83 |
| | 9 = LEGITIMATE SKIP..... | 10743 | 18.51 |

(DSTNRV12)
IRDSTNRV12

| | | | |
|---------|---|-------------|------------|
| Len : 2 | HOW OFTEN FELT NERVOUS WRST MONTH - IMP REV | | |
| | | Freq | Pct |
| | 1 = All of the time..... | 2434 | 4.19 |
| | 2 = Most of the time..... | 5125 | 8.83 |
| | 3 = Some of the time..... | 5701 | 9.82 |
| | 4 = A little of the time..... | 3276 | 5.64 |
| | 5 = None of the time..... | 839 | 1.45 |
| | 99 = LEGITIMATE SKIP..... | 40659 | 70.06 |

IMPUTED MENTAL HEALTH

(DSTNRV12)
IIDSTNRV12

Len : 1 HOW OFTEN FELT NERVOUS WRST MONTH - IMP IND

| | Freq | Pct |
|-------------------------------------|-------|-------|
| 1 = Questionnaire data | 16739 | 28.84 |
| 3 = Statistically imputed data..... | 636 | 1.10 |
| 9 = LEGITIMATE SKIP..... | 40659 | 70.06 |

(DSTHOP12)
IRDSTHOP12

Len : 2 HOW OFTEN FELT HOPELESS WRST MONTH - IMP REV

| | Freq | Pct |
|-------------------------------|-------|-------|
| 1 = All of the time..... | 2033 | 3.50 |
| 2 = Most of the time..... | 3565 | 6.14 |
| 3 = Some of the time..... | 4566 | 7.87 |
| 4 = A little of the time..... | 3617 | 6.23 |
| 5 = None of the time..... | 3594 | 6.19 |
| 99 = LEGITIMATE SKIP..... | 40659 | 70.06 |

(DSTHOP12)
IRDSTHOP12

Len : 1 HOW OFTEN FELT HOPELESS WRST MONTH - IMP IND

| | Freq | Pct |
|-------------------------------------|-------|-------|
| 1 = Questionnaire data | 16732 | 28.83 |
| 3 = Statistically imputed data..... | 643 | 1.11 |
| 9 = LEGITIMATE SKIP..... | 40659 | 70.06 |

(DSTRST12)
IRDSTRST12

Len : 2 HOW OFTEN FELT RESTLESS/FIDGETY WRST MONTH - IMP REV

| | Freq | Pct |
|-------------------------------|-------|-------|
| 1 = All of the time..... | 1937 | 3.34 |
| 2 = Most of the time..... | 3332 | 5.74 |
| 3 = Some of the time..... | 5029 | 8.67 |
| 4 = A little of the time..... | 4317 | 7.44 |
| 5 = None of the time..... | 2760 | 4.76 |
| 99 = LEGITIMATE SKIP..... | 40659 | 70.06 |

(DSTRST12)
IRDSTRST12

Len : 1 HOW OFTEN FELT RESTLESS/FIDGETY WRST MONTH - IMP IND

| | Freq | Pct |
|-------------------------------------|-------|-------|
| 1 = Questionnaire data | 16726 | 28.82 |
| 3 = Statistically imputed data..... | 649 | 1.12 |
| 9 = LEGITIMATE SKIP..... | 40659 | 70.06 |

(DSTCHR12)
IRDSTCHR12

Len : 2 HOW OFTEN FELT COULDN'T BE CHEERED UP WRST MONTH - IMP REV

| | Freq | Pct |
|-------------------------------|-------|-------|
| 1 = All of the time..... | 2048 | 3.53 |
| 2 = Most of the time..... | 3526 | 6.08 |
| 3 = Some of the time..... | 4335 | 7.47 |
| 4 = A little of the time..... | 3824 | 6.59 |
| 5 = None of the time..... | 3642 | 6.28 |
| 99 = LEGITIMATE SKIP..... | 40659 | 70.06 |

(DSTCHR12)
IRDSTCHR12

Len : 1 HOW OFTEN FELT COULDN'T BE CHEERED UP WRST MONTH - IMP IND

| | Freq | Pct |
|-------------------------------------|-------|-------|
| 1 = Questionnaire data | 16731 | 28.83 |
| 3 = Statistically imputed data..... | 644 | 1.11 |
| 9 = LEGITIMATE SKIP..... | 40659 | 70.06 |

IMPUTED MENTAL HEALTH

(DSTEFF12)
IRDSTEFF12

| | | | |
|---|--|-------------|------------|
| Len : 2 HOW OFTEN FELT EVERYTHING EFFORT WRST MONTH - IMP REV | | Freq | Pct |
| 1 = All of the time..... | | 3001 | 5.17 |
| 2 = Most of the time..... | | 4099 | 7.06 |
| 3 = Some of the time..... | | 4272 | 7.36 |
| 4 = A little of the time..... | | 3722 | 6.41 |
| 5 = None of the time..... | | 2281 | 3.93 |
| 99 = LEGITIMATE SKIP..... | | 40659 | 70.06 |

(DSTEFF12)
IIDSTEFF12

| | | | |
|---|--|-------------|------------|
| Len : 1 HOW OFTEN FELT EVERYTHING EFFORT WRST MONTH - IMP IND | | Freq | Pct |
| 1 = Questionnaire data..... | | 16709 | 28.79 |
| 3 = Statistically imputed data..... | | 666 | 1.15 |
| 9 = LEGITIMATE SKIP..... | | 40659 | 70.06 |

(DSTNGD12)
IIDSTNGD12

| | | | |
|---|--|-------------|------------|
| Len : 2 HOW OFTEN FELT DOWN/WTHLSS/NO GOOD WRST MONTH - IMP REV | | Freq | Pct |
| 1 = All of the time..... | | 2291 | 3.95 |
| 2 = Most of the time..... | | 3221 | 5.55 |
| 3 = Some of the time..... | | 3863 | 6.66 |
| 4 = A little of the time..... | | 3617 | 6.23 |
| 5 = None of the time..... | | 4383 | 7.55 |
| 99 = LEGITIMATE SKIP..... | | 40659 | 70.06 |

(DSTNGD12)
IIDSTNGD12

| | | | |
|---|--|-------------|------------|
| Len : 1 HOW OFTEN FELT DOWN/WTHLSS/NO GOOD WRST MONTH - IMP IND | | Freq | Pct |
| 1 = Questionnaire data..... | | 16721 | 28.81 |
| 3 = Statistically imputed data..... | | 654 | 1.13 |
| 9 = LEGITIMATE SKIP..... | | 40659 | 70.06 |

(IMPREMEM)
IIRIMPREMEM

| | | | |
|---|--|-------------|------------|
| Len : 2 DIFFICULTY REMEMBERING ONE MO IN PST 12 MOS - IMP REV | | Freq | Pct |
| 1 = No difficulty..... | | 17389 | 29.96 |
| 2 = Mild difficulty..... | | 12505 | 21.55 |
| 3 = Moderate difficulty..... | | 5745 | 9.90 |
| 4 = Severe difficulty..... | | 1839 | 3.17 |
| 99 = LEGITIMATE SKIP..... | | 20556 | 35.42 |

(IMPREMEM)
IIRIMPREMEM

| | | | |
|---|--|-------------|------------|
| Len : 1 DIFFICULTY REMEMBERING ONE MO IN PST 12 MOS - IMP IND | | Freq | Pct |
| 1 = Questionnaire data..... | | 36076 | 62.16 |
| 3 = Statistically imputed data..... | | 1402 | 2.42 |
| 9 = LEGITIMATE SKIP..... | | 20556 | 35.42 |

(IMPCONCN)
IIRIMPONCN

| | | | |
|---|--|-------------|------------|
| Len : 2 DIFFICULTY CONCENTRATING ONE MO IN PST 12 MOS - IMP REV | | Freq | Pct |
| 1 = No difficulty..... | | 14574 | 25.11 |
| 2 = Mild difficulty..... | | 13208 | 22.76 |
| 3 = Moderate difficulty..... | | 6950 | 11.98 |
| 4 = Severe difficulty..... | | 2746 | 4.73 |
| 99 = LEGITIMATE SKIP..... | | 20556 | 35.42 |

(IMPCONCN)
IIRIMPONCN

| | | | |
|---|--|-------------|------------|
| Len : 1 DIFFICULTY CONCENTRATING ONE MO IN PST 12 MOS - IMP IND | | Freq | Pct |
| 1 = Questionnaire data..... | | 36069 | 62.15 |
| 3 = Statistically imputed data..... | | 1409 | 2.43 |
| 9 = LEGITIMATE SKIP..... | | 20556 | 35.42 |

IMPUTED MENTAL HEALTH

(IMPGOUT)
IIRIMPGOUT

| | | | |
|---|--|-------------|------------|
| Len : 2 DIFFICULTY GOING OUT ONE MO IN PST 12 MOS - IMP REV | | Freq | Pct |
| 1 = No difficulty | | 22334 | 38.48 |
| 2 = Mild difficulty..... | | 7031 | 12.12 |
| 3 = Moderate difficulty | | 4594 | 7.92 |
| 4 = Severe difficulty..... | | 2066 | 3.56 |
| 5 = You didn't leave the house on your own | | 1453 | 2.50 |
| 99 = LEGITIMATE SKIP..... | | 20556 | 35.42 |

(IMPGOUT)
IIRIMPGOUT

| | | | |
|---|--|-------------|------------|
| Len : 1 DIFFICULTY GOING OUT ONE MO IN PST 12 MOS - IMP IND | | Freq | Pct |
| 1 = Questionnaire data | | 36082 | 62.17 |
| 3 = Statistically imputed data..... | | 1396 | 2.41 |
| 9 = LEGITIMATE SKIP..... | | 20556 | 35.42 |

(IMPGOUTM)
IIRIMPGOUTM

| | | | |
|--|--|-------------|------------|
| Len : 2 EMOTIONAL PROBLEMS KEEP YOU FROM LEAVING HOUSE - IMP REV | | Freq | Pct |
| 1 = Yes..... | | 906 | 1.56 |
| 2 = No..... | | 547 | 0.94 |
| 99 = LEGITIMATE SKIP..... | | 56581 | 97.50 |

(IMPGOUTM)
IIRIMPGOUTM

| | | | |
|--|--|-------------|------------|
| Len : 1 EMOTIONAL PROBLEMS KEEP YOU FROM LEAVING HOUSE - IMP IND | | Freq | Pct |
| 1 = Questionnaire data | | 36078 | 62.17 |
| 3 = Statistically imputed data..... | | 1400 | 2.41 |
| 9 = LEGITIMATE SKIP..... | | 20556 | 35.42 |

(IMPPEOP)
IIRIMPPEOP

| | | | |
|--|--|-------------|------------|
| Len : 2 DIFFICULTY DEALING W STRNGERS ONE MO IN PST 12 MOS - IMP REV | | Freq | Pct |
| 1 = No difficulty | | 19014 | 32.76 |
| 2 = Mild difficulty..... | | 8813 | 15.19 |
| 3 = Moderate difficulty | | 5228 | 9.01 |
| 4 = Severe difficulty..... | | 2449 | 4.22 |
| 5 = You didn't deal with people you did not know well..... | | 1974 | 3.40 |
| 99 = LEGITIMATE SKIP..... | | 20556 | 35.42 |

(IMPPEOP)
IIRIMPPEOP

| | | | |
|--|--|-------------|------------|
| Len : 1 DIFFICULTY DEALING W STRNGERS ONE MO IN PST 12 MOS - IMP IND | | Freq | Pct |
| 1 = Questionnaire data | | 36064 | 62.14 |
| 3 = Statistically imputed data..... | | 1414 | 2.44 |
| 9 = LEGITIMATE SKIP..... | | 20556 | 35.42 |

(IMPPEOPM)
IIRIMPPEOPM

| | | | |
|--|--|-------------|------------|
| Len : 2 EMOTIONAL PROBLEMS KEEP YOU FROM DEALING W STRNGRS - IMP REV | | Freq | Pct |
| 1 = Yes..... | | 806 | 1.39 |
| 2 = No..... | | 1168 | 2.01 |
| 99 = LEGITIMATE SKIP..... | | 56060 | 96.60 |

(IMPPEOPM)
IIRIMPPEOPM

| | | | |
|--|--|-------------|------------|
| Len : 1 EMOTIONAL PRBLMS KEEP YOU FROM DEALING W STRNGRS - IMP IND | | Freq | Pct |
| 1 = Questionnaire data | | 36055 | 62.13 |
| 3 = Statistically imputed data..... | | 1423 | 2.45 |
| 9 = LEGITIMATE SKIP..... | | 20556 | 35.42 |

IMPUTED MENTAL HEALTH

(IMPSOC)
IRIMPSOC

| | | | |
|---------|--|-------------|------------|
| Len : 2 | DIFFICULTY PART IN SOCIAL ACT ONE MO IN PST 12 MOS - IMP REV | | |
| | | Freq | Pct |
| | 1 = No difficulty | 17154 | 29.56 |
| | 2 = Mild difficulty..... | 8275 | 14.26 |
| | 3 = Moderate difficulty | 5213 | 8.98 |
| | 4 = Severe difficulty..... | 2854 | 4.92 |
| | 5 = You didn't participate in social activities | 3982 | 6.86 |
| | 99 = LEGITIMATE SKIP..... | 20556 | 35.42 |

(IMPSOC)
IIMPSOC

| | | | |
|---------|--|-------------|------------|
| Len : 1 | DIFFICULTY PART IN SOCIAL ACT ONE MO IN PST 12 MOS - IMP IND | | |
| | | Freq | Pct |
| | 1 = Questionnaire data | 36066 | 62.15 |
| | 3 = Statistically imputed data..... | 1412 | 2.43 |
| | 9 = LEGITIMATE SKIP..... | 20556 | 35.42 |

(IMPSOCM)
IRIMPSOCM

| | | | |
|---------|---|-------------|------------|
| Len : 2 | EMOTIONAL PROBLEMS KEEP YOU FROM SOCIAL ACT - IMP REV | | |
| | | Freq | Pct |
| | 1 = Yes..... | 1553 | 2.68 |
| | 2 = No..... | 2429 | 4.19 |
| | 99 = LEGITIMATE SKIP..... | 54052 | 93.14 |

(IMPSOCM)
IIMPSOCM

| | | | |
|---------|---|-------------|------------|
| Len : 1 | EMOTIONAL PROBLEMS KEEP YOU FROM SOCIAL ACT - IMP IND | | |
| | | Freq | Pct |
| | 1 = Questionnaire data | 36055 | 62.13 |
| | 3 = Statistically imputed data..... | 1423 | 2.45 |
| | 9 = LEGITIMATE SKIP..... | 20556 | 35.42 |

(IMPHLLD)
IRIMPHLLD

| | | | |
|---------|--|-------------|------------|
| Len : 2 | DIFFICULTY HHL D RESPNS ONE MO IN PST 12 MOS - IMP REV | | |
| | | Freq | Pct |
| | 1 = No difficulty | 18150 | 31.27 |
| | 2 = Mild difficulty..... | 9828 | 16.93 |
| | 3 = Moderate difficulty | 5813 | 10.02 |
| | 4 = Severe difficulty..... | 3012 | 5.19 |
| | 5 = You didn't take care of household responsibilities | 675 | 1.16 |
| | 99 = LEGITIMATE SKIP..... | 20556 | 35.42 |

(IMPHLLD)
IIMPHLLD

| | | | |
|---------|--|-------------|------------|
| Len : 1 | DIFFICULTY HHL D RESPNS ONE MO IN PST 12 MOS - IMP IND | | |
| | | Freq | Pct |
| | 1 = Questionnaire data | 36073 | 62.16 |
| | 3 = Statistically imputed data..... | 1405 | 2.42 |
| | 9 = LEGITIMATE SKIP..... | 20556 | 35.42 |

(IMPHLLDM)
IRIMPHLLDM

| | | | |
|---------|---|-------------|------------|
| Len : 2 | EMOTIONAL PROBLEMS KEEP YOU FROM HHL D RESP - IMP REV | | |
| | | Freq | Pct |
| | 1 = Yes..... | 442 | 0.76 |
| | 2 = No..... | 233 | 0.40 |
| | 99 = LEGITIMATE SKIP..... | 57359 | 98.84 |

(IMPHLLDM)
IIMPHLLDM

| | | | |
|---------|---|-------------|------------|
| Len : 1 | EMOTIONAL PROBLEMS KEEP YOU FROM HHL D RESP - IMP IND | | |
| | | Freq | Pct |
| | 1 = Questionnaire data | 36070 | 62.15 |
| | 3 = Statistically imputed data..... | 1408 | 2.43 |
| | 9 = LEGITIMATE SKIP..... | 20556 | 35.42 |

IMPUTED MENTAL HEALTH

(IMPRES P)
IRIMPRES P

| | | | |
|---------|--|-------------|------------|
| Len : 2 | DIFFICULTY WORK RESPONS ONE MO IN PST 12 MOS - IMP REV | | |
| | | Freq | Pct |
| | 1 = No difficulty | 18691 | 32.21 |
| | 2 = Mild difficulty..... | 8826 | 15.21 |
| | 3 = Moderate difficulty | 4768 | 8.22 |
| | 4 = Severe difficulty..... | 2181 | 3.76 |
| | 5 = You didn't work or go to school..... | 3012 | 5.19 |
| | 99 = LEGITIMATE SKIP..... | 20556 | 35.42 |

(IMPRES P)
IIMPRES P

| | | | |
|---------|--|-------------|------------|
| Len : 1 | DIFFICULTY WORK RESPONS ONE MO IN PST 12 MOS - IMP IND | | |
| | | Freq | Pct |
| | 1 = Questionnaire data | 36033 | 62.09 |
| | 3 = Statistically imputed data..... | 1445 | 2.49 |
| | 9 = LEGITIMATE SKIP..... | 20556 | 35.42 |

(IMPRES PM)
IRIMPRES PM

| | | | |
|---------|---|-------------|------------|
| Len : 2 | EMOTIONAL PROBLEMS KEEP YOU FROM WORK OR SCHOOL - IMP REV | | |
| | | Freq | Pct |
| | 1 = Yes..... | 562 | 0.97 |
| | 2 = No..... | 2450 | 4.22 |
| | 99 = LEGITIMATE SKIP..... | 55022 | 94.81 |

(IMPRES PM)
IIMPRES PM

| | | | |
|---------|---|-------------|------------|
| Len : 1 | EMOTIONAL PROBLEMS KEEP YOU FROM WORK OR SCHOOL - IMP IND | | |
| | | Freq | Pct |
| | 1 = Questionnaire data | 36014 | 62.06 |
| | 3 = Statistically imputed data..... | 1464 | 2.52 |
| | 9 = LEGITIMATE SKIP..... | 20556 | 35.42 |

(IMPWORK)
IRIMPWORK

| | | | |
|---------|--|-------------|------------|
| Len : 2 | DIFFICULTY DOING DAILY WORK ONE MO IN PST 12 MOS - IMP REV | | |
| | | Freq | Pct |
| | 1 = No difficulty | 16612 | 28.62 |
| | 2 = Mild difficulty..... | 10732 | 18.49 |
| | 3 = Moderate difficulty | 5132 | 8.84 |
| | 4 = Severe difficulty..... | 1990 | 3.43 |
| | 99 = LEGITIMATE SKIP..... | 23568 | 40.61 |

(IMPWORK)
IIMPWORK

| | | | |
|---------|--|-------------|------------|
| Len : 1 | DIFFICULTY DOING DAILY WORK ONE MO IN PST 12 MOS - IMP IND | | |
| | | Freq | Pct |
| | 1 = Questionnaire data | 36038 | 62.10 |
| | 3 = Statistically imputed data..... | 1440 | 2.48 |
| | 9 = LEGITIMATE SKIP..... | 20556 | 35.42 |

(SUICTH NK)
IRSUICTH NK

| | | | |
|---------|---|-------------|------------|
| Len : 1 | ADULT SERIOUSLY THOUGHT ABOUT KILLING SELF PST YR - IMP REV | | |
| | | Freq | Pct |
| | . = Aged 12-17 | 10743 | 18.51 |
| | 0 = No..... | 44114 | 76.01 |
| | 1 = Yes..... | 3177 | 5.47 |

(SUICTH NK)
IIRSUICTH NK

| | | | |
|---------|---|-------------|------------|
| Len : 1 | ADULT SERIOUSLY THOUGHT ABOUT KILLING SELF PST YR - IMP IND | | |
| | | Freq | Pct |
| | 1 = Questionnaire data | 45549 | 78.49 |
| | 3 = Statistically imputed data..... | 1742 | 3.00 |
| | 9 = LEGITIMATE SKIP..... | 10743 | 18.51 |

IMPUTED MENTAL HEALTH

(COSUITHNK)
IRCOSUITHNK

| | | |
|--|-------------|------------|
| Len : 1 ADULT THOUGHT OF KILLING SELF DUE TO COVID-19 PY - IMP REV | | |
| . = Aged 12-17 | Freq | Pct |
| 0 = No..... | 10743 | 18.51 |
| 1 = Yes..... | 2637 | 4.54 |
| 9 = LEGITIMATE SKIP..... | 540 | 0.93 |
| | 44114 | 76.01 |

(COSUITHNK)
IICOSUITHNK

| | | |
|--|-------------|------------|
| Len : 1 ADULT THOUGHT OF KILLING SELF DUE TO COVID-19 PY - IMP IND | | |
| 1 = Questionnaire data | Freq | Pct |
| 3 = Statistically imputed data..... | 3033 | 5.23 |
| 9 = LEGITIMATE SKIP..... | 1764 | 3.04 |
| | 53237 | 91.73 |

(SUIPLANYR)
IRSUIPLANYR

| | | |
|---|-------------|------------|
| Len : 1 ADULT MADE PLANS TO KILL SELF IN PST YR - IMP REV | | |
| . = Aged 12-17 | Freq | Pct |
| 0 = No..... | 10743 | 18.51 |
| 1 = Yes..... | 46319 | 79.81 |
| | 972 | 1.67 |

(SUIPLANYR)
IIRSUIPLANYR

| | | |
|---|-------------|------------|
| Len : 1 ADULT MADE PLANS TO KILL SELF IN PST YR - IMP IND | | |
| 1 = Questionnaire data | Freq | Pct |
| 3 = Statistically imputed data..... | 45605 | 78.58 |
| 9 = LEGITIMATE SKIP..... | 1686 | 2.91 |
| | 10743 | 18.51 |

(COSUIPLNYR)
IRCOSUIPLNYR

| | | |
|--|-------------|------------|
| Len : 1 ADULT MADE PLANS TO KILL SELF DUE TO COVID-19 PY - IMP REV | | |
| . = Aged 12-17 | Freq | Pct |
| 0 = No..... | 10743 | 18.51 |
| 1 = Yes..... | 826 | 1.42 |
| 9 = LEGITIMATE SKIP..... | 146 | 0.25 |
| | 46319 | 79.81 |

(COSUIPLNYR)
IIRCOSUIPLNYR

| | | |
|---|-------------|------------|
| Len : 1 ADULT MADE PLANS TO SELF DUE TO COVID-19 PY - IMP IND | | |
| 1 = Questionnaire data | Freq | Pct |
| 3 = Statistically imputed data..... | 934 | 1.61 |
| 9 = LEGITIMATE SKIP..... | 1697 | 2.92 |
| | 55403 | 95.47 |

IRSUITRYR

| | | |
|--|-------------|------------|
| Len : 1 ADULT ATTEMPTED TO KILL SELF IN PST YR - IMP REV | | |
| . = Aged 12-17 | Freq | Pct |
| 0 = No..... | 10743 | 18.51 |
| 1 = Yes..... | 46856 | 80.74 |
| | 435 | 0.75 |

IIRSUITRYR

| | | |
|--|-------------|------------|
| Len : 1 ADULT ATTEMPTED TO KILL SELF IN PST YR - IMP IND | | |
| 1 = Questionnaire data | Freq | Pct |
| 3 = Statistically imputed data..... | 45623 | 78.61 |
| 9 = LEGITIMATE SKIP..... | 1668 | 2.87 |
| | 10743 | 18.51 |

IRCOSUITRYR

| | | |
|---|-------------|------------|
| Len : 1 ADULT ATTEMPTED TO KILL SELF DUE TO COVID-19 PY - IMP REV | | |
| . = Aged 12-17 | Freq | Pct |
| 0 = No..... | 10743 | 18.51 |
| 1 = Yes..... | 356 | 0.61 |
| 9 = LEGITIMATE SKIP..... | 79 | 0.14 |
| | 46856 | 80.74 |

IMPUTED MENTAL HEALTH

[HCOSUITRYR](#)

Len : 1 ADULT ATTEMPTED TO KILL SELF DUE TO COVID-19 PY - IMP IND

| | Freq | Pct |
|-------------------------------------|-------------|------------|
| 1 = Questionnaire data | 412 | 0.71 |
| 3 = Statistically imputed data..... | 1672 | 2.88 |
| 9 = LEGITIMATE SKIP..... | 55950 | 96.41 |

RECODED MENTAL HEALTH

RECODED MENTAL HEALTH

NOTE: The following variable, KSSLR6MON, is a score with values ranging from 0 to 24 indicating the level of psychological distress over the past 30 days (past month). This variable is based on imputed data collected from a series of six questions known as the K6, asking adult respondents how frequently they experienced symptoms of psychological distress during the past 30 days. These questions include the following symptoms of distress: feeling nervous (IRDSTNRV30), feeling hopeless (IRDSTHOP30), feeling restless or fidgety (IRDSTRST30), feeling so sad or depressed that nothing could cheer you up (IRDSTCHR30), feeling that everything was an effort (IRDSTEFF30), and feeling down on yourself, no good, or worthless (IRDSTNGD30). For each of the six items listed above, responses of "all of the time" were coded 4, "most of the time" were coded 3, "some of the time" were coded 2, "a little of the time" were coded 1, and "none of the time" were coded 0. These assigned values were summed across the six items to calculate a total score for KSSLR6MON. Specific details about this variable are provided in the Recoded Mental Health Appendix.

(IRDSTCHR30, IRDSTEFF30, IRDSTHOP30, IRDSTNGD30, IRDSTNRV30, IRDSTRST30)
KSSLR6MON Len: 2 RC-K6 TOTAL SCORE IN PAST MONTH

| | Freq | Pct |
|----------------------|-------|-------|
| RANGE = 0 - 24 | 47291 | 81.49 |
| . = Aged 12-17 | 10743 | 18.51 |

(KSSLR6MON)
SPDPSTMON Len: 1 RC-PAST MONTH SERIOUS PSYCHOLOGICAL DISTRESS INDICATOR

| | Freq | Pct |
|-------------------------------|-------|-------|
| . = Aged 12-17 | 10743 | 18.51 |
| 0 = No (KSSLR6MON<13) | 42439 | 73.13 |
| 1 = Yes (KSSLR6MON>=13) | 4852 | 8.36 |

NOTE: The following variable, KSSLR6YR, is a score with values ranging from 0 to 24 indicating the level of psychological distress during the worst month of the past year, that was not the past 30 days. This variable is only defined for respondents who reported that there was a month in the past 12 months when he/she was more depressed, anxious, or emotionally stressed than during the past 30 days (IRDSTWORST=1). This score variable is based on imputation-revised values for a series of six questions asking respondents how frequently they experienced symptoms of psychological distress during their worst month in the past year (only if the worst month was not the past 30 days). These questions are from the K6 and include the following symptoms of distress: feeling nervous (IRDSTNRV12), feeling hopeless (IRDSTHOP12), feeling restless or fidgety (IRDSTRST12), feeling so sad or depressed that nothing could cheer them up (IRDSTCHR12), feeling that everything was an effort (IRDSTEFF12), and feeling down on themselves, no good, or worthless (IRDSTNGD12). For each of the six items listed above, responses of "all of the time" were coded 4, "most of the time" were coded 3, "some of the time" were coded 2, "a little of the time" were coded 1, and "none of the time" were coded 0. These assigned values were summed across the six items to calculate a total score for KSSLR6YR. For respondents who indicated that they did not have a month in the past year worse than the past 30 days, KSSLR6YR was set to missing. Specific details about this variable are provided in the Recoded Mental Health Appendix.

(IRDSTCHR12, IRDSTEFF12, IRDSTHOP12, IRDSTNGD12, IRDSTNRV12, IRDSTRST12, IRDSTWORST)
KSSLR6YR Len: 2 RC-K6 TOTAL SCORE IN PAST YEAR

| | Freq | Pct |
|--------------------------------------|-------|-------|
| RANGE = 0 - 24 | 17375 | 29.94 |
| . = Aged 12-17 or IRDSTWORST=2 | 40659 | 70.06 |

NOTE: The following variable, KSSLR6MAX, is defined to be the higher K6 score between the past month K6 total score (KSSLR6MON) variable, and the K6 total score in the worst month of the past year if the worst month was not the past 30 days (KSSLR6YR) variable.

(KSSLR6MON, KSSLR6YR)
KSSLR6MAX Len: 2 RC-WORST K6 TOTAL SCORE IN PAST YEAR

| | Freq | Pct |
|----------------------|-------|-------|
| RANGE = 0 - 24 | 47291 | 81.49 |
| . = Aged 12-17 | 10743 | 18.51 |

(KSSLR6MAX)
SPDPSTYR Len: 1 RC-PAST YEAR SERIOUS PSYCHOLOGICAL DISTRESS INDICATOR

| | Freq | Pct |
|-------------------------------|-------|-------|
| . = Aged 12-17 | 10743 | 18.51 |
| 0 = No (KSSLR6MAX<13) | 38120 | 65.69 |
| 1 = Yes (KSSLR6MAX>=13) | 9171 | 15.80 |

RECODED MENTAL HEALTH

NOTE: The following variable, AKSSLR6WRST, is an alternative version of the original worst K6 total score in the past year (KSSLR6MAX) with values ranging from 0 to 17 rather than 0 to 24. This alternative total score was calculated by assigning a value of 0 when KSSLR6MAX had a value from 0 to 7 and assigning a value of 1 to 17 when KSSLR6MAX had a corresponding value from 8 to 24. This alternative version was used in the regression model to determine SMI because SMI prevalence was typically extremely low for respondents with worst K6 total scores less than 8. Specific details about this variable are provided in the Recoded Mental Health Appendix.

(KSSLR6MAX)

AKSSLR6WRST Len : 2 RC-ALTERNATIVE WORST K6 TOTAL SCORE

| | Freq | Pct |
|----------------------|-------|-------|
| RANGE = 0 - 17 | 47291 | 81.49 |
| . = Aged 12-17 | 10743 | 18.51 |

NOTE: The following two variables, WHODASTOTSC and WHODASDASC, are score variables that indicate the level of impairment for respondents. These variables are based on imputation-revised data collected from a series of thirteen questions asking respondents how much difficulty they experienced in doing eight daily activities in the one month in the past year when they were at their worst emotionally (defined in the note above variables WHODASSED and WHODASDAED).

For the original WHODAS total score, WHODASTOTSC, a value of 3 was assigned for each of the daily activities that a respondent indicated having "severe" difficulty performing, or if the respondent indicated not performing the activity due to problems with emotions, nerves, or mental health. A value of 2 was assigned for each of the daily activities that a respondent indicated having "moderate" difficulty performing, and a value of 1 was assigned for "mild" difficulty. For activities that had a follow-up question, a response of "yes" was assigned a value of 3 as having "severe difficulty." A value of 0 was assigned for all other responses (or imputed values) for each activity. These assigned values were summed to calculate a total score for WHODASTOTSC which ranges from 0 to 24. WHODASTOTSC was set equal to 0 for respondents with KSSLR6MAX=0.

For the alternative WHODAS total score, WHODASDASC, a value of 1 was assigned for each of the daily activities that a respondent indicated having "moderate" or "severe" difficulty performing, or if the respondent indicated not performing the activity due to problems with emotions, nerves, or mental health. For activities that had a follow-up question, a response of "yes" was assigned a value of a 1 as having "moderate or severe difficulty." A value of 0 was assigned for all other responses (or imputed values) for each activity. These assigned values were summed to calculate a total score for WHODASDASC which ranges from 0 to 8. WHODASDASC was set equal to 0 for respondents with KSSLR6MAX=0. The alternative version of the WHODAS total score (WHODASDASC) was used in the regression model to determine SMI.

Specific details about these variables are provided in the Recoded Mental Health Appendix.

(IRIMPONCN, IRIMPGOUT, IRIMPGOUTM, IRIMPHLD, IRIMPHLDM, IRIMPPEOP, IRIMPPEOPM, IRIMPREMEM, IRIMPRES, IRIMPRESM, IRIMPSOC, IRIMPSOCM, IRIMPWOR, KSSLR6MAX)

WHODASTOTSC Len : 2 RC-WHODAS TOTAL SCORE

| | Freq | Pct |
|----------------------|-------|-------|
| RANGE = 0 - 24 | 47291 | 81.49 |
| . = Aged 12-17 | 10743 | 18.51 |

(IRIMPONCN, IRIMPGOUT, IRIMPGOUTM, IRIMPHLD, IRIMPHLDM, IRIMPPEOP, IRIMPPEOPM, IRIMPREMEM, IRIMPRES, IRIMPRESM, IRIMPSOC, IRIMPSOCM, IRIMPWOR, KSSLR6MAX)

WHODASDASC Len : 2 RC-ALTERNATIVE WHODAS SCORE

| | Freq | Pct |
|----------------------|-------|-------|
| RANGE = 0 - 8 | 47291 | 81.49 |
| . = Aged 12-17 | 10743 | 18.51 |

NOTE: The following eight mental illness variables are based on the 2012 mental illness prediction model. Starting with the 2021 NSDUH, the inputs to the 2012 mental illness prediction model were statistically imputed. Specific details about these variables and the prediction models are provided in the Recoded Mental Health Appendix.

The following variable, SMIPPPY, is a predicted probability that a respondent has Serious Mental Illness (SMI) estimated using the 2012 logistic regression model. SMIPPPY was used to determine these levels of mental illness: Serious (SMI), Serious or Moderate (SMMI), and Any (AMI). The categories of Moderate (MMI) and Mild (LMI) were determined by subtraction.

(AKSSLR6WRST, IRAMDEYR, IRSUICHTNK, WHODASDASC)

SMIPPPY Len : 12 RC-IMP PREDICTED SERIOUS MENTAL ILLNESS PROB PY

| | Freq | Pct |
|---|-------|-------|
| RANGE = 0.0025409721 - 0.9291205406 | 47291 | 81.49 |
| . = Aged 12-17 (AGE3<4) Aged 12-17 (AGE3<4) | 10743 | 18.51 |

RECODED MENTAL HEALTH

NOTE: The following six variables (SMIPY, AMIPY, SMMIPY, MMIPY, LMIPY, and LMMIPY) are not recommended to be used when analyzing variables for past year suicidal thoughts, past year MDE, K6, or the WHODAS, nor are they recommended to be used when analyzing other variables closely linked with these variables (including past year suicide attempts, suicide plans, medical treatment for suicide attempts, lifetime MDE, SPD, or components used in the K6 or WHODAS scales). Specific details about the creation and use of these variables can be found in the Recoded Mental Health Appendix.

The following variable, SMIPY, is a Serious Mental Illness (SMI) indicator for respondents based on the 2012 predicted probability of SMI (SMIPPPY). If SMIPPPY is greater than or equal to a specified cutoff point (0.260573529) then SMIPY=1, and if SMIPPPY is less than the cutoff point then SMIPY=0. Specific details about this variable can be found in the Recoded Mental Health Appendix.

(SMIPPPY)

SMIPY

| | | | |
|---------|---|-------|-------|
| Len : 1 | RC-IMP SMI IND (1/0) BASED ON PREDICTED SMI PROB PY | | |
| | . = Aged 12-17 (AGE3<4) | 10743 | 18.51 |
| | 0 = No Past Year SMI (See comment above)..... | 43806 | 75.48 |
| | 1 = Past Year SMI (See comment above) | 3485 | 6.01 |

The following variable, AMIPY, is an indicator for Any Mental Illness (AMI) based on the 2012 predicted probability of SMI (SMIPPPY). If SMIPPPY is greater than or equal to a specified cutoff point (0.0192519810) then AMIPY=1, and if SMIPPPY is less than the cutoff point then AMIPY=0. AMI is defined as having Serious, Moderate, or Mild Mental Illness. Specific details about this variable can be found in the Recoded Mental Health Appendix.

(SMIPPPY)

AMIPY

| | | | |
|---------|--|-------|-------|
| Len : 1 | RC-IMP AMI IND (1/0) BASED ON PREDICTED SMI PROB PY | | |
| | . = Aged 12-17 (AGE3<4) | 10743 | 18.51 |
| | 0 = No Past Yr Any Mental Illness (See comment above)..... | 34212 | 58.95 |
| | 1 = Past Year Any Mental Illness (See comment above) | 13079 | 22.54 |

The following variable, SMMIPY, is an indicator for Serious or Moderate Mental Illness (SMMI) based on the 2012 predicted probability of SMI (SMIPPPY). If SMIPPPY is greater than or equal to a specified cutoff point (0.077686285365) then SMMIPY=1, and if SMIPPPY is less than the cutoff point then SMMIPY=0. Specific details about this variable can be found in the Recoded Mental Health Appendix.

(SMIPPPY)

SMMIPY

| | | | |
|---------|--|-------|-------|
| Len : 1 | RC-IMP SMMI IND (1/0) BASED ON PREDICTED SMI PROB PY | | |
| | . = Aged 12-17 (AGE3<4) | 10743 | 18.51 |
| | 0 = No Past Year SMMI (See comment above)..... | 40250 | 69.36 |
| | 1 = Past Year SMMI (See comment above)..... | 7041 | 12.13 |

The following variable, MMIPY, is an indicator for Moderate Mental Illness (MMI). This indicator is derived from mental illness variables based on the 2012 model. Specific details about this variable can be found in the Recoded Mental Health Appendix.

(SMIPY, SMMIPY)

MMIPY

| | | | |
|---------|---|-------|-------|
| Len : 1 | RC-IMP MOD MI IND (1/0) BASED ON PRED SMI PROB PY | | |
| | . = Aged 12-17 (AGE3<4) | 10743 | 18.51 |
| | 0 = No Past Year MMI (Otherwise)..... | 43735 | 75.36 |
| | 1 = Past Year MMI (SMMIPY=1 and SMIPY=0)..... | 3556 | 6.13 |

The following variable, LMIPY, is an indicator for Mild (Low) Mental Illness (LMI). This indicator is derived from mental illness variables based on the 2012 model. Specific details about this variable can be found in the Recoded Mental Health Appendix.

(AMIPY, SMMIPY)

LMIPY

| | | | |
|---------|--|-------|-------|
| Len : 1 | RC-IMP MILD MI IND (1/0) BASED ON PRED SMI PROB PY | | |
| | . = Aged 12-17 (AGE3<4) | 10743 | 18.51 |
| | 0 = No Past Year LMI (Otherwise)..... | 41253 | 71.08 |
| | 1 = Past Year LMI (AMIPY=1 and SMMIPY=0)..... | 6038 | 10.40 |

RECODED MENTAL HEALTH

The following variable, LMMIPY, is an indicator for Mild (Low) Mental Illness (LMI) or Moderate Mental Illness (MMI). This indicator is derived from mental illness variables based on the 2012 model. Specific details about this variable are provided in the Recoded Mental Health Appendix. This mental illness variable is referred to as any mental illness (AMI) excluding serious mental illness (SMI).

(LMIPY, MMIPY)

| | | | |
|--------------|---|-------------|------------|
| <u>LMIPY</u> | Len : 1 RC-LMMI IND (1/0) BASED ON REVISED PREDICTED SMI PROB | | |
| | | Freq | Pct |
| . | = Aged 12-17 (AGE3<4) | 10743 | 18.51 |
| 0 | = No Past Year LMMI (Otherwise) | 37697 | 64.96 |
| 1 | = Past Year LMMI (LMIPY=1 or MMIPY=1) | 9594 | 16.53 |

The following variable, MICATPY, is a categorical mental illness indicator. This indicator is derived from mental illness variables based on the 2012 model. MICATPY is not recommended to be used when analyzing variables for past year suicidal thoughts, past year MDE, K6, or the WHODAS, nor is it recommended to be used when analyzing other variables closely linked with these variables (including past year suicide attempts, suicide plans, medical treatment for suicide attempts, lifetime MDE, SPD, or components used in the K6 or WHODAS scales). Specific details about the creation and use of this variable can be found in the Recoded Mental Health Appendix.

(LMIPY, MMIPY, SMIPY)

| | | | |
|----------------|---|-------------|------------|
| <u>MICATPY</u> | Len : 1 RC-IMP CATEGORICAL MI INDICATOR PY | | |
| | | Freq | Pct |
| . | = Aged 12-17 (AGE3<4) | 10743 | 18.51 |
| 0 | = No Past Year MI (SMIPY & LMIPY & MMIPY=0)..... | 34212 | 58.95 |
| 1 | = Past Year Mild Mental Illness (LMIPY=1)..... | 6038 | 10.40 |
| 2 | = Past Year Moderate Mental Illness (MMIPY=1) | 3556 | 6.13 |
| 3 | = Past Year Serious Mental Illness (SMIPY=1)..... | 3485 | 6.01 |

NOTE: The following six variables are recodes that combine mental illness measures based on the 2012 predicted probability of SMI (SMIPPPY) with substance use disorder (SUD) in the past year. Starting with the 2021 NSDUH, the inputs to the 2012 mental illness prediction model were statistically imputed.

SMISUD5MIS, AMISUD5MIS, and LMMISUD5MIS were created using the DSM-5 based SUD variables that do not include use disorder data from past year users but not misusers of prescription drugs. SMISUD5ANY, AMISUD5ANY, and LMMISUD5ANY were created using the DSM-5 based SUD variables that include use disorder data from past year users but not misusers of prescription drugs.

(SMIPY, UD5ILALMIS)

| | | | |
|-------------------|---|-------------|------------|
| <u>SMISUD5MIS</u> | Len : 1 RC-IMP SMI AND SUB USE DISORDER - PAST YEAR-DSM-5 - MIS | | |
| | | Freq | Pct |
| . | = Aged 12-17 (SMIPY=.) | 10743 | 18.51 |
| 1 | = Yes (SMIPY=1 and UD5ILALMIS=1)..... | 1495 | 2.58 |
| 2 | = No (SMIPY=0 or UD5ILALMIS=0) | 45796 | 78.91 |

(SMIPY, UD5ILALANY)

| | | | |
|-------------------|---|-------------|------------|
| <u>SMISUD5ANY</u> | Len : 1 RC-IMP SMI AND SUB USE DISORDER - PAST YEAR-DSM-5 - ANY | | |
| | | Freq | Pct |
| . | = Aged 12-17 (SMIPY=.) | 10743 | 18.51 |
| 1 | = Yes (SMIPY=1 and UD5ILALANY=1)..... | 1603 | 2.76 |
| 2 | = No (SMIPY=0 or UD5ILALANY=0)..... | 45688 | 78.73 |

(AMIPY, UD5ILALMIS)

| | | | |
|-------------------|---|-------------|------------|
| <u>AMISUD5MIS</u> | Len : 1 RC-IMP AMI AND SUB USE DISORDER - PAST YEAR-DSM-5 - MIS | | |
| | | Freq | Pct |
| . | = Aged 12-17 (AMIPY=.)..... | 10743 | 18.51 |
| 1 | = Yes (AMIPY=1 and UD5ILALMIS=1)..... | 4348 | 7.49 |
| 2 | = No (AMIPY=0 or UD5ILALMIS =0)..... | 42943 | 74.00 |

(AMIPY, UD5ILALANY)

| | | | |
|-------------------|---|-------------|------------|
| <u>AMISUD5ANY</u> | Len : 1 RC-IMP AMI AND SUB USE DISORDER - PAST YEAR-DSM-5 - ANY | | |
| | | Freq | Pct |
| . | = Aged 12-17 (AMIPY=.)..... | 10743 | 18.51 |
| 1 | = Yes (AMIPY=1 and UD5ILALANY=1) | 4639 | 7.99 |
| 2 | = No (AMIPY=0 or UD5ILALANY =0)..... | 42652 | 73.49 |

RECODED MENTAL HEALTH

(LMMIPY, UD5ILALMIS)

LMMISUD5MIS Len : 1 RC-IMP LMMI AND SUB USE DISORDER - PAST YEAR-DSM-5 - MIS

| | Freq | Pct |
|---|-------|-------|
| . = Aged 12-17 (LMMIPY=.)..... | 10743 | 18.51 |
| 0 = No (LMMIPY=0 or UD5ILALMIS =0)..... | 44438 | 76.57 |
| 1 = Yes (LMMIPY=1 and UD5ILALMIS =1)..... | 2853 | 4.92 |

(LMMIPY, UD5ILALANY)

LMMISUD5ANY Len : 1 RC-IMP LMMI AND SUB USE DISORDER - PAST YEAR-DSM-5 - ANY

| | Freq | Pct |
|---|-------|-------|
| . = Aged 12-17 (LMMIPY=.)..... | 10743 | 18.51 |
| 0 = No (LMMIPY=0 or UD5ILALANY =0)..... | 44255 | 76.26 |
| 1 = Yes (LMMIPY=1 and UD5ILALANY =1)..... | 3036 | 5.23 |

NOTE: The following four variables are recodes that combine mental illness measures based on the 2012 revised predicted probability of SMI (SMIPPPY) with substance use disorder (SUD) in the past year. SMIRSUD5ANY, SMISUD5ANYO, AMIRSUD5ANY, and AMISUD5ANYO were created using the DSM-5 based SUD estimates including prescription drug use data from all past year users of prescription drugs. These recodes replace variables SMIRSUD5, SMISUD5ONL, AMIRSUD5, and AMISUD5ONL, and were used starting with the 2021 First Findings Report appendix tables.

(SMIPY, UD5ILALANY)

SMIRSUD5ANY Len : 1 RC-IMP SMI OR SUB USE DISORDER - PAST YEAR-DSM-5 - ANY

| | Freq | Pct |
|--|-------|-------|
| . = Aged 12-17 (SMIPY=.)..... | 10743 | 18.51 |
| 1 = Yes (SMIPY=1 or UD5ILALANY=1)..... | 11347 | 19.55 |
| 2 = No (SMIPY=0 and UD5ILALANY=0)..... | 35944 | 61.94 |

(SMIPY, UD5ILALANY)

SMISUD5ANYO Len : 1 RC-ONLY IMP SMI, ONLY SUD, BOTH, OR NEITHER - PY-DSM-5-ANY

| | Freq | Pct |
|--|-------|-------|
| . = Aged 12-17 (SMIPY=.)..... | 10743 | 18.51 |
| 1 = SUD only, no SMI (SMIPY=0 and UD5ILALANY=1)..... | 7862 | 13.55 |
| 2 = SMI only, no SUD (SMIPY=1 and UD5ILALANY=0)..... | 1882 | 3.24 |
| 3 = SUD and SMI (SMIPY=1 and UD5ILALANY=1)..... | 1603 | 2.76 |
| 4 = Neither SUD or SMI (SMIPY=0 and UD5ILALANY=0)..... | 35944 | 61.94 |

(AMIPY, UD5ILALANY)

AMIRSUD5ANY Len : 1 RC-IMP AMI OR SUB USE DISORDER - PAST YEAR-DSM-5 - ANY

| | Freq | Pct |
|--|-------|-------|
| . = Aged 12-17 (AMIPY=.)..... | 10743 | 18.51 |
| 1 = Yes (AMIPY=1 or UD5ILALANY=1)..... | 17905 | 30.85 |
| 2 = No (AMIPY=0 and UD5ILALANY=0)..... | 29386 | 50.64 |

(AMIPY, UD5ILALANY)

AMISUD5ANYO Len : 1 RC-ONLY IMP AMI, ONLY SUD, BOTH, OR NEITHER - PY-DSM-5-ANY

| | Freq | Pct |
|--|-------|-------|
| . = Aged 12-17 (AMIPY=.)..... | 10743 | 18.51 |
| 1 = SUD only, no AMI (AMIPY=0 and UD5ILALANY=1)..... | 4826 | 8.32 |
| 2 = AMI only, no SUD (AMIPY=1 and UD5ILALANY=0)..... | 8440 | 14.54 |
| 3 = SUD and AMI (AMIPY=1 and UD5ILALANY=1)..... | 4639 | 7.99 |
| 4 = Neither SUD or AMI (AMIPY=0 and UD5ILALANY=0)..... | 29386 | 50.64 |

(IRSUICTHKN, IRSUIPLANYR, IRSUITRYR)

ADSUITPAYR Len : 1 RC-ADULT THOUGHT ABOUT, PLANNED, OR ATTEMPTED SUICIDE - PY

| | Freq | Pct |
|---|-------|-------|
| . = Aged 12-17 (Otherwise)..... | 10743 | 18.51 |
| 1 = One or More (IRSUICTHKN=1 or IRSUIPLANYR=1 or IRSUITRYR=1)..... | 3264 | 5.62 |
| 2 = None (IRSUICTHKN=0 and IRSUIPLANYR=0 and IRSUITRYR=0)..... | 44027 | 75.86 |

ADULT DEPRESSION

ADULT DEPRESSION

The values in this section may be inconsistent with values for variables in other sections of the interview. Items in this section were edited when respondents legitimately skipped out of these items based on prior answers in earlier sections. Otherwise, variables in one section of the interview generally were not edited to make them consistent with variables in another section of the interview. This note applies to variables in this section marked by a¹.

NOTE: All of the respondents aged 18 or older were asked the questions in the Adult Depression module in this current survey year. In the 2004 survey, a subset of the adults was asked these questions.

Have you ever in your life had a period of time lasting several days or longer when most of the day you felt sad, empty or depressed?

(ASC21)

[ADDPREV](#)¹

Len : 2 SEVERAL DAYS OR LNGR WHEN FELT SAD/EMPTY/DPRSD

| | Freq | Pct |
|---------------------------------------|-------|-------|
| 1 = Yes..... | 16069 | 27.69 |
| 2 = No..... | 29524 | 50.87 |
| 85 = BAD DATA Logically assigned..... | 7 | 0.01 |
| 94 = DON'T KNOW..... | 59 | 0.10 |
| 97 = REFUSED..... | 108 | 0.19 |
| 98 = BLANK (NO ANSWER)..... | 1524 | 2.63 |
| 99 = LEGITIMATE SKIP..... | 10743 | 18.51 |

Have you ever had a period of time lasting several days or longer when most of the day you were very discouraged about how things were going in your life?

(ASC22)

[ADDSCEV](#)¹

Len : 2 SEVERAL DAYS OR LNGR FELT DISCOURAGED ABT LIFE

| | Freq | Pct |
|-----------------------------|-------|-------|
| 1 = Yes..... | 3096 | 5.33 |
| 2 = No..... | 26415 | 45.52 |
| 94 = DON'T KNOW..... | 68 | 0.12 |
| 97 = REFUSED..... | 105 | 0.18 |
| 98 = BLANK (NO ANSWER)..... | 1538 | 2.65 |
| 99 = LEGITIMATE SKIP..... | 26812 | 46.20 |

Have you ever had a period of time lasting several days or longer when you lost interest in most things you usually enjoy like work, hobbies, and personal relationships?

(ASC23)

[ADLOSEV](#)¹

Len : 2 EVER HAD PER OF TIME LST INTRST IN ENJOYABLE THGS

| | Freq | Pct |
|-----------------------------|-------|-------|
| 1 = Yes..... | 1121 | 1.93 |
| 2 = No..... | 25314 | 43.62 |
| 94 = DON'T KNOW..... | 53 | 0.09 |
| 97 = REFUSED..... | 97 | 0.17 |
| 98 = BLANK (NO ANSWER)..... | 1541 | 2.66 |
| 99 = LEGITIMATE SKIP..... | 29908 | 51.54 |

During times when you felt sad, empty, or depressed most of the day, did you ever feel discouraged about how things were going in your life?

(AD01)

[ADDPDISC](#)¹

Len : 2 FEEL DISCRGD ABOUT LIFE WHEN SAD/EMPTY/DEPRESSED

| | Freq | Pct |
|---------------------------------------|-------|-------|
| 1 = Yes..... | 14965 | 25.79 |
| 2 = No..... | 1086 | 1.87 |
| 85 = BAD DATA Logically assigned..... | 7 | 0.01 |
| 94 = DON'T KNOW..... | 12 | 0.02 |
| 97 = REFUSED..... | 5 | 0.01 |
| 98 = BLANK (NO ANSWER)..... | 1641 | 2.83 |
| 99 = LEGITIMATE SKIP..... | 40318 | 69.47 |

ADULT DEPRESSION

During the times when you felt sad, empty, or depressed, did you ever lose interest in most things like work, hobbies, and other things you usually enjoy?

(AD01A, AD01B)
ADDPLSIN¹

| Len : 2 EVER LOSE INT IN THINGS WHEN SAD/EMPTY/DEPRESSED | | Freq | Pct |
|--|--|-------|-------|
| 1 = Yes..... | | 13809 | 23.79 |
| 2 = No..... | | 2240 | 3.86 |
| 85 = BAD DATA Logically assigned..... | | 7 | 0.01 |
| 94 = DON'T KNOW..... | | 14 | 0.02 |
| 97 = REFUSED..... | | 3 | 0.01 |
| 98 = BLANK (NO ANSWER)..... | | 1643 | 2.83 |
| 99 = LEGITIMATE SKIP..... | | 40318 | 69.47 |

During times when you felt discouraged about how things were going in your life, did you ever lose interest in most things like work, hobbies, and other things you usually enjoy?

(AD02)
ADDLSIN¹

| Len : 2 EVER LOSE INT IN THNGS WHEN FEELING DISCOURGAGED | | Freq | Pct |
|--|--|-------|-------|
| 1 = Yes..... | | 1729 | 2.98 |
| 2 = No..... | | 1358 | 2.34 |
| 94 = DON'T KNOW..... | | 5 | 0.01 |
| 97 = REFUSED..... | | 2 | 0.00 |
| 98 = BLANK (NO ANSWER)..... | | 1668 | 2.87 |
| 99 = LEGITIMATE SKIP..... | | 53272 | 91.79 |

Did you ever have a period of time like this that lasted most of the day nearly every day for two weeks or longer?

(AD09)
ADLSI2WK¹

| Len : 2 PERIOD OF TIME LASTED EVERY DAY FOR 2 WKS /LNGR | | Freq | Pct |
|---|--|-------|-------|
| 1 = Yes..... | | 213 | 0.37 |
| 2 = No..... | | 902 | 1.55 |
| 94 = DON'T KNOW..... | | 4 | 0.01 |
| 97 = REFUSED..... | | 2 | 0.00 |
| 98 = BLANK (NO ANSWER)..... | | 1691 | 2.91 |
| 99 = LEGITIMATE SKIP..... | | 55222 | 95.15 |

Think about the times when you [FEELFILL]. Did you ever have a period of time like this that lasted most of the day, nearly every day, for two weeks or longer?

(AD12)
ADDP2WK¹

| Len : 2 TIME WHEN [FEELFILL] LSTD EVRYDY 2 WKS OR LNGR | | Freq | Pct |
|--|--|-------|-------|
| 1 = Yes..... | | 12486 | 21.51 |
| 2 = No..... | | 6617 | 11.40 |
| 85 = BAD DATA Logically assigned..... | | 7 | 0.01 |
| 94 = DON'T KNOW..... | | 38 | 0.07 |
| 97 = REFUSED..... | | 14 | 0.02 |
| 98 = BLANK (NO ANSWER)..... | | 1669 | 2.88 |
| 99 = LEGITIMATE SKIP..... | | 37203 | 64.11 |

Think of times lasting two weeks or longer when [NUMPROBS] with your mood [WASWERE] most severe and frequent. During those times, how long did your [FEELNOUN] usually last?

(AD16)
ADWRHRS¹

| Len : 2 TIME THAT MOST SEVERE/FREQUENT MOOD LASTED | | Freq | Pct |
|--|--|-------|-------|
| 1 = Less than 1 hour..... | | 592 | 1.02 |
| 2 = At least 1 hour but no more than 3 hours..... | | 2212 | 3.81 |
| 3 = At least 3 hours but no more than 5 hours..... | | 2951 | 5.08 |
| 4 = 5 hours or more..... | | 6852 | 11.81 |
| 85 = BAD DATA Logically assigned..... | | 7 | 0.01 |
| 94 = DON'T KNOW..... | | 81 | 0.14 |
| 97 = REFUSED..... | | 9 | 0.02 |
| 98 = BLANK (NO ANSWER)..... | | 1754 | 3.02 |
| 99 = LEGITIMATE SKIP..... | | 43576 | 75.09 |

ADULT DEPRESSION

Still thinking of times lasting two weeks or longer when [NUMPROBS] with your mood [WASWERE] most severe and frequent, how severe was your emotional distress during those times?

(AD17)

ADWRDST¹

Len : 2 HOW SEVERE WAS EMOTIONAL DISTRESS DURING 2 WKS

| | Freq | Pct |
|------------------------------|-------|-------|
| 1 = Mild | 974 | 1.68 |
| 2 = Moderate..... | 4723 | 8.14 |
| 3 = Severe | 4397 | 7.58 |
| 4 = Very Severe | 1972 | 3.40 |
| 94 = DON'T KNOW | 26 | 0.04 |
| 97 = REFUSED | 9 | 0.02 |
| 98 = BLANK (NO ANSWER) | 1765 | 3.04 |
| 99 = LEGITIMATE SKIP..... | 44168 | 76.11 |

Again, think of times lasting two weeks or longer when [NUMPROBS] with your mood [WASWERE] most severe and frequent.

How often, during those times, was your emotional distress so severe that nothing could cheer you up?

(AD18)

ADWRCHR¹

Len : 2 EMOT DISTRSS SO SEVERE NOTHING COULD CHEER YOU UP

| | Freq | Pct |
|------------------------------|-------|-------|
| 1 = Often..... | 3824 | 6.59 |
| 2 = Sometimes | 5831 | 10.05 |
| 3 = Rarely | 1876 | 3.23 |
| 4 = Never | 530 | 0.91 |
| 94 = DON'T KNOW | 30 | 0.05 |
| 97 = REFUSED | 6 | 0.01 |
| 98 = BLANK (NO ANSWER) | 1769 | 3.05 |
| 99 = LEGITIMATE SKIP..... | 44168 | 76.11 |

Once again, please think of times lasting two weeks or longer when [NUMPROBS] with your mood [WASWERE] most severe and frequent.

How often, during those times, was your emotional distress so severe that you could not carry out your daily activities?

(AD19)

ADWRIMP¹

Len : 2 EMOT DISTRSS SO SEVERE COULD NT DO DLY ACTIVITIES

| | Freq | Pct |
|------------------------------|-------|-------|
| 1 = Often..... | 2493 | 4.30 |
| 2 = Sometimes | 5021 | 8.65 |
| 3 = Rarely | 2928 | 5.05 |
| 4 = Never | 1627 | 2.80 |
| 94 = DON'T KNOW | 20 | 0.03 |
| 97 = REFUSED | 6 | 0.01 |
| 98 = BLANK (NO ANSWER) | 1771 | 3.05 |
| 99 = LEGITIMATE SKIP..... | 44168 | 76.11 |

People who have problems with their mood often have other problems at the same time. These problems may include things like changes in:

- sleep
- appetite
- energy
- the ability to concentrate and remember
- feelings of low self-worth

Did you ever have any of these problems during a period of time when you [FEELFILL] for two weeks or longer?

(AD21)

ADPPROB¹

Len : 2 EVER HAVE OTH PRBLMS DURING 2 WKS OR LONGER

| | Freq | Pct |
|------------------------------|-------|-------|
| 1 = Yes..... | 10213 | 17.60 |
| 2 = No..... | 1695 | 2.92 |
| 94 = DON'T KNOW | 14 | 0.02 |
| 97 = REFUSED | 8 | 0.01 |
| 98 = BLANK (NO ANSWER) | 1773 | 3.06 |
| 99 = LEGITIMATE SKIP..... | 44331 | 76.39 |

ADULT DEPRESSION

Think again about these other problems we just mentioned. They include things like changes in

- sleep
- appetite
- energy
- the ability to concentrate and remember
- feelings of low self-worth

Please think of a time when you [FEELFILL] for two weeks or longer and you also had the largest number of these other problems at the same time.

Is there one particular time like this that stands out in your mind as the worst one you ever had?

(AD22)

ADWRPROB¹

Len : 2 ONE PARTICULAR TIME THAT IS THE WORST ONE EVER

| | Freq | Pct |
|-----------------------------|-------|-------|
| 1 = Yes..... | 6645 | 11.45 |
| 2 = No..... | 3517 | 6.06 |
| 94 = DON'T KNOW..... | 38 | 0.07 |
| 97 = REFUSED..... | 10 | 0.02 |
| 98 = BLANK (NO ANSWER)..... | 1798 | 3.10 |
| 99 = LEGITIMATE SKIP..... | 46026 | 79.31 |

How old were you when that worst period of time started?

Then think of the most recent time when you [FEELFILL] for two weeks or longer and you also had the largest number of these other problems at the same time.

How old were you when that time started?

(AD22A, AD22C)

ADWRAGE¹

Len : 3 AGE WHEN WORST PERIOD OF TIME STARTED

| | Freq | Pct |
|--|-------|-------|
| RANGE = 1 - 98..... | 10004 | 17.24 |
| 985 = BAD DATA Logically assigned..... | 5 | 0.01 |
| 994 = DON'T KNOW..... | 176 | 0.30 |
| 997 = REFUSED..... | 23 | 0.04 |
| 998 = BLANK (NO ANSWER)..... | 1800 | 3.10 |
| 999 = LEGITIMATE SKIP..... | 46026 | 79.31 |

In answering the next questions, think about the period of time when your [FEELNOUN] and other problems were the worst.

In answering the next questions, think about the most recent period of time when you [FEELFILL] and had other problems at the same time.

During that time, did you feel sad, empty, or depressed most of the day nearly every day?

(AD24A)

ADWRDEPR¹

Len : 2 WHEN PRBLMS WORST FELT SAD/EMPTY/DPRSD EVERY DAY

| | Freq | Pct |
|-----------------------------|-------|-------|
| 1 = Yes..... | 8502 | 14.65 |
| 2 = No..... | 1664 | 2.87 |
| 94 = DON'T KNOW..... | 31 | 0.05 |
| 97 = REFUSED..... | 10 | 0.02 |
| 98 = BLANK (NO ANSWER)..... | 1801 | 3.10 |
| 99 = LEGITIMATE SKIP..... | 46026 | 79.31 |

During that [TIMEFILL] period of time, did you feel discouraged about how things were going in your life most of the day nearly every day?

(AD24C)

ADWRDISC¹

Len : 2 WHEN PRBLMS WORST FELT DISCRGED ABT LIFE EVERYDAY

| | Freq | Pct |
|-----------------------------|-------|-------|
| 1 = Yes..... | 8554 | 14.74 |
| 2 = No..... | 1617 | 2.79 |
| 94 = DON'T KNOW..... | 28 | 0.05 |
| 97 = REFUSED..... | 7 | 0.01 |
| 98 = BLANK (NO ANSWER)..... | 1802 | 3.11 |
| 99 = LEGITIMATE SKIP..... | 46026 | 79.31 |

ADULT DEPRESSION

During that [TIMEFILL] period of time, did you lose interest in almost all things like work and hobbies and things you like to do for fun?

(AD24E)

[ADWRLSIN](#)¹

Len : 2 WHEN PRBLMS WORST LOSE INTRST IN ENJOYABLE THINGS

| | Freq | Pct |
|-----------------------------|-------|-------|
| 1 = Yes..... | 8400 | 14.47 |
| 2 = No..... | 1781 | 3.07 |
| 94 = DON'T KNOW..... | 20 | 0.03 |
| 97 = REFUSED..... | 3 | 0.01 |
| 98 = BLANK (NO ANSWER)..... | 1804 | 3.11 |
| 99 = LEGITIMATE SKIP..... | 46026 | 79.31 |

During that [TIMEFILL] period of time, did you lose the ability to take pleasure in having good things happen to you, like winning something or being praised or complimented?

(AD24F)

[ADWRPLSR](#)¹

Len : 2 WHEN PRBLMS WORST LOSE PLSURE IN GOOD THINGS

| | Freq | Pct |
|-----------------------------|-------|-------|
| 1 = Yes..... | 7248 | 12.49 |
| 2 = No..... | 2916 | 5.02 |
| 94 = DON'T KNOW..... | 32 | 0.06 |
| 97 = REFUSED..... | 7 | 0.01 |
| 98 = BLANK (NO ANSWER)..... | 1805 | 3.11 |
| 99 = LEGITIMATE SKIP..... | 46026 | 79.31 |

The next questions are about changes in appetite and weight.

In answering the next questions, think about the period of time/most recent period of time when your [FEELNOUN] and other problems were the worst.

Did you have a much smaller appetite than usual nearly every day during that time?

(AD26A)

[ADWRELES](#)¹

Len : 2 WHEN PRBLMS WORST HAVE SMALLER APPETITE EVERY DAY

| | Freq | Pct |
|-----------------------------|-------|-------|
| 1 = Yes..... | 5759 | 9.92 |
| 2 = No..... | 3836 | 6.61 |
| 94 = DON'T KNOW..... | 39 | 0.07 |
| 97 = REFUSED..... | 4 | 0.01 |
| 98 = BLANK (NO ANSWER)..... | 1832 | 3.16 |
| 99 = LEGITIMATE SKIP..... | 46564 | 80.24 |

Did you have a much larger appetite than usual nearly every day?

(AD26B)

[ADWREMOR](#)¹

Len : 2 WHEN PRBLMS WORST HAVE LARGER APPETITE EVERY DAY

| | Freq | Pct |
|-----------------------------|-------|-------|
| 1 = Yes..... | 1951 | 3.36 |
| 2 = No..... | 1889 | 3.25 |
| 94 = DON'T KNOW..... | 36 | 0.06 |
| 97 = REFUSED..... | 3 | 0.01 |
| 98 = BLANK (NO ANSWER)..... | 1832 | 3.16 |
| 99 = LEGITIMATE SKIP..... | 52323 | 90.16 |

Did you gain weight without trying to during that [TIMEFILL] period of time?

(AD26C)

[ADWRGAIN](#)¹

Len : 2 WHEN PRBLMS WORST DID YOU GAIN WEIGHT W/O TRYING

| | Freq | Pct |
|-----------------------------|-------|-------|
| 1 = Yes..... | 2202 | 3.79 |
| 2 = No..... | 1643 | 2.83 |
| 94 = DON'T KNOW..... | 29 | 0.05 |
| 97 = REFUSED..... | 5 | 0.01 |
| 98 = BLANK (NO ANSWER)..... | 1832 | 3.16 |
| 99 = LEGITIMATE SKIP..... | 52323 | 90.16 |

ADULT DEPRESSION

Did you gain weight without trying to because you were growing?

(AD26C1)

ADWRGROW¹

Len : 2 WHEN PRBLMS WORST GAIN WGHT W/O TRYING BC GROWING

| | Freq | Pct |
|-----------------------------|-------|-------|
| 1 = Yes..... | 160 | 0.28 |
| 2 = No..... | 702 | 1.21 |
| 94 = DON'T KNOW..... | 10 | 0.02 |
| 98 = BLANK (NO ANSWER)..... | 1888 | 3.25 |
| 99 = LEGITIMATE SKIP..... | 55274 | 95.24 |

Did you gain weight without trying to because you were pregnant?

(AD26C2)

ADWRPREG¹

Len : 2 WHEN PRBLMS WORST GAIN WGHT W/O TRYING BC PRGN

| | Freq | Pct |
|-----------------------------|-------|-------|
| 1 = Yes..... | 57 | 0.10 |
| 2 = No..... | 1375 | 2.37 |
| 98 = BLANK (NO ANSWER)..... | 1018 | 1.75 |
| 99 = LEGITIMATE SKIP..... | 55584 | 95.78 |

How many pounds did you gain? Please enter your answer as a whole number.

(AD26D)

ADWRGNL2¹

Len : 3 WHEN PRBLMS WORST # LBS GAINED WITHOUT TRYING

| | Freq | Pct |
|------------------------------|-------|-------|
| RANGE = 0 - 20..... | 1060 | 1.83 |
| 21 = 21 to 25 pounds..... | 121 | 0.21 |
| 22 = 26 to 30 pounds..... | 225 | 0.39 |
| 23 = 31 to 35 pounds..... | 44 | 0.08 |
| 24 = 36 to 40 pounds..... | 115 | 0.20 |
| 25 = 41 to 45 pounds..... | 15 | 0.03 |
| 26 = 46 to 50 pounds..... | 141 | 0.24 |
| 27 = 51 or more pounds..... | 199 | 0.34 |
| 994 = DON'T KNOW..... | 57 | 0.10 |
| 997 = REFUSED..... | 7 | 0.01 |
| 998 = BLANK (NO ANSWER)..... | 1867 | 3.22 |
| 999 = LEGITIMATE SKIP..... | 54183 | 93.36 |

Did you lose weight without trying to?

(AD26E)

ADWRLOSE¹

Len : 2 WHEN PRBLMS WORST DID YOU LOSE WEIGHT W/O TRYING

| | Freq | Pct |
|-----------------------------|-------|-------|
| 1 = Yes..... | 4197 | 7.23 |
| 2 = No..... | 3173 | 5.47 |
| 94 = DON'T KNOW..... | 60 | 0.10 |
| 97 = REFUSED..... | 5 | 0.01 |
| 98 = BLANK (NO ANSWER)..... | 1843 | 3.18 |
| 99 = LEGITIMATE SKIP..... | 48756 | 84.01 |

Did you lose weight without trying to because you were sick or on a diet?

(AD26E1)

ADWRDIET¹

Len : 2 WHEN PRBLMS WORST LOSE WGHT W/O TRYING BC SICK/DT

| | Freq | Pct |
|-----------------------------|-------|-------|
| 1 = Yes..... | 760 | 1.31 |
| 2 = No..... | 3429 | 5.91 |
| 94 = DON'T KNOW..... | 6 | 0.01 |
| 97 = REFUSED..... | 1 | 0.00 |
| 98 = BLANK (NO ANSWER)..... | 1909 | 3.29 |
| 99 = LEGITIMATE SKIP..... | 51929 | 89.48 |

ADULT DEPRESSION

How many pounds did you lose?

Please enter your answer as a whole number.

(AD26F)

ADWRLSL2¹

Len : 3 WHEN PRBLMS WORST # LBS LOST WITHOUT TRYING

| | Freq | Pct |
|------------------------------|-------|-------|
| RANGE = 0 - 20 | 2569 | 4.43 |
| 21 = 21 to 25 pounds..... | 167 | 0.29 |
| 22 = 26 to 30 pounds..... | 226 | 0.39 |
| 23 = 31 to 35 pounds..... | 57 | 0.10 |
| 24 = 36 to 40 pounds..... | 102 | 0.18 |
| 25 = 41 to 45 pounds..... | 27 | 0.05 |
| 26 = 46 to 50 pounds..... | 68 | 0.12 |
| 27 = 51 or more pounds | 128 | 0.22 |
| 994 = DON'T KNOW | 84 | 0.14 |
| 997 = REFUSED | 8 | 0.01 |
| 998 = BLANK (NO ANSWER)..... | 1909 | 3.29 |
| 999 = LEGITIMATE SKIP..... | 52689 | 90.79 |

Again, please think about the period of time/most recent period of time when your [FEELNOUN] and other problems were the worst.

Did you have a lot more trouble than usual falling asleep, staying asleep, or waking too early nearly every night during that [TIMEFILL] period of time?

(AD26G)

ADWRSLEP¹

Len : 2 WHEN PRBLMS WORST HAVE PRBS SLEEPING/WAKING EARLY

| | Freq | Pct |
|------------------------------|-------|-------|
| 1 = Yes..... | 7667 | 13.21 |
| 2 = No..... | 1941 | 3.34 |
| 94 = DON'T KNOW | 24 | 0.04 |
| 97 = REFUSED | 3 | 0.01 |
| 98 = BLANK (NO ANSWER) | 1835 | 3.16 |
| 99 = LEGITIMATE SKIP..... | 46564 | 80.24 |

During that [TIMEFILL] period of time, did you sleep a lot more than usual nearly every night?

(AD26H)

ADWRSMOR¹

Len : 2 WHEN PRBLMS WORST SLEEP A LOT MORE THAN USUAL

| | Freq | Pct |
|------------------------------|-------|-------|
| 1 = Yes..... | 1197 | 2.06 |
| 2 = No..... | 754 | 1.30 |
| 94 = DON'T KNOW | 13 | 0.02 |
| 97 = REFUSED | 3 | 0.01 |
| 98 = BLANK (NO ANSWER) | 1836 | 3.16 |
| 99 = LEGITIMATE SKIP..... | 54231 | 93.45 |

During that [TIMEFILL] period of time, did you feel tired or low in energy nearly every day, even when you had not been working very hard?

(AD26J)

ADWRENRG¹

Len : 2 WHEN PRBLMS WORST FEEL TIRED/LOW ON ENERGY EVRYDY

| | Freq | Pct |
|------------------------------|-------|-------|
| 1 = Yes..... | 8930 | 15.39 |
| 2 = No..... | 689 | 1.19 |
| 94 = DON'T KNOW | 11 | 0.02 |
| 97 = REFUSED | 2 | 0.00 |
| 98 = BLANK (NO ANSWER) | 1838 | 3.17 |
| 99 = LEGITIMATE SKIP..... | 46564 | 80.24 |

ADULT DEPRESSION

Did you talk or move more slowly than is normal for you nearly every day?

(AD26L)

[ADWRSLOW](#)¹

Len : 2 WHEN PRBLMS WORST TALK/MOVE SLOWER THAN USUAL

| | Freq | Pct |
|-----------------------------|-------------|------------|
| 1 = Yes..... | 5093 | 8.78 |
| 2 = No..... | 4474 | 7.71 |
| 94 = DON'T KNOW..... | 63 | 0.11 |
| 97 = REFUSED..... | 2 | 0.00 |
| 98 = BLANK (NO ANSWER)..... | 1838 | 3.17 |
| 99 = LEGITIMATE SKIP..... | 46564 | 80.24 |

Did anyone else notice that you were talking or moving slowly?

(AD26M)

[ADWRSLNO](#)¹

Len : 2 WHEN PRBLMS WORST PEOP NOTICE SLOWER THAN USUAL

| | Freq | Pct |
|-----------------------------|-------------|------------|
| 1 = Yes..... | 3060 | 5.27 |
| 2 = No..... | 1996 | 3.44 |
| 94 = DON'T KNOW..... | 36 | 0.06 |
| 98 = BLANK (NO ANSWER)..... | 1904 | 3.28 |
| 99 = LEGITIMATE SKIP..... | 51038 | 87.94 |

Were you so restless or jittery nearly every day that you paced up and down or couldn't sit still?

(AD26N)

[ADWRJITT](#)¹

Len : 2 WHEN PRBLMS WORST RSTLSS/JITTRY/PACING EVERYDAY

| | Freq | Pct |
|-----------------------------|-------------|------------|
| 1 = Yes..... | 1091 | 1.88 |
| 2 = No..... | 3434 | 5.92 |
| 94 = DON'T KNOW..... | 11 | 0.02 |
| 97 = REFUSED..... | 2 | 0.00 |
| 98 = BLANK (NO ANSWER)..... | 1839 | 3.17 |
| 99 = LEGITIMATE SKIP..... | 51657 | 89.01 |

Did anyone else notice that you were restless?

(AD26O)

[ADWRJINO](#)¹

Len : 2 WHEN PRBLMS WORST PEOP NOTICE YOU WERE RSTLSS

| | Freq | Pct |
|-----------------------------|-------------|------------|
| 1 = Yes..... | 706 | 1.22 |
| 2 = No..... | 374 | 0.64 |
| 94 = DON'T KNOW..... | 11 | 0.02 |
| 98 = BLANK (NO ANSWER)..... | 1852 | 3.19 |
| 99 = LEGITIMATE SKIP..... | 55091 | 94.93 |

The next questions are about changes in your ability to concentrate, and your feelings about yourself.

Again, in answering these questions, think about the period of time/most recent period of time when your [FEELNOUN] and other problems were the worst.

During that [TIMEFILL] time, did your thoughts come much more slowly than usual or seem confused nearly every day?

(AD26P)

[ADWRTHOT](#)¹

Len : 2 WHEN PRBLMS WORST THGHTS SLOWER/MORE CONFUSING

| | Freq | Pct |
|-----------------------------|-------------|------------|
| 1 = Yes..... | 5116 | 8.82 |
| 2 = No..... | 4428 | 7.63 |
| 94 = DON'T KNOW..... | 72 | 0.12 |
| 97 = REFUSED..... | 8 | 0.01 |
| 98 = BLANK (NO ANSWER)..... | 1846 | 3.18 |
| 99 = LEGITIMATE SKIP..... | 46564 | 80.24 |

ADULT DEPRESSION

Did you have a lot more trouble concentrating than usual nearly every day?

(AD26R)

[ADWRCONC](#)¹

Len : 2 WHEN PRBLMS WORST HAVE TROUBLE CONCENTRATING

| | Freq | Pct |
|-----------------------------|-------------|------------|
| 1 = Yes..... | 7337 | 12.64 |
| 2 = No..... | 2240 | 3.86 |
| 94 = DON'T KNOW..... | 40 | 0.07 |
| 97 = REFUSED..... | 5 | 0.01 |
| 98 = BLANK (NO ANSWER)..... | 1848 | 3.18 |
| 99 = LEGITIMATE SKIP..... | 46564 | 80.24 |

Were you unable to make decisions about things you ordinarily have no trouble deciding about?

(AD26S)

[ADWRDCSN](#)¹

Len : 2 WHEN PRBLMS WORST UNABLE TO MAKE DECISIONS

| | Freq | Pct |
|-----------------------------|-------------|------------|
| 1 = Yes..... | 5696 | 9.81 |
| 2 = No..... | 3871 | 6.67 |
| 94 = DON'T KNOW..... | 51 | 0.09 |
| 97 = REFUSED..... | 4 | 0.01 |
| 98 = BLANK (NO ANSWER)..... | 1848 | 3.18 |
| 99 = LEGITIMATE SKIP..... | 46564 | 80.24 |

Did you feel that you were not as good as other people nearly every day?

(AD26U)

[ADWRNOGD](#)¹

Len : 2 WHEN PRBLMS WRST FEEL NOT AS GOOD AS OTHER PEOPLE

| | Freq | Pct |
|-----------------------------|-------------|------------|
| 1 = Yes..... | 7520 | 12.96 |
| 2 = No..... | 2075 | 3.58 |
| 94 = DON'T KNOW..... | 21 | 0.04 |
| 97 = REFUSED..... | 5 | 0.01 |
| 98 = BLANK (NO ANSWER)..... | 1849 | 3.19 |
| 99 = LEGITIMATE SKIP..... | 46564 | 80.24 |

Did you feel totally worthless nearly every day?

(AD26V)

[ADWRWRTH](#)¹

Len : 2 WHEN PRBLMS WORST FEEL TOTALLY WORTHLESS EVERYDAY

| | Freq | Pct |
|-----------------------------|-------------|------------|
| 1 = Yes..... | 5877 | 10.13 |
| 2 = No..... | 1638 | 2.82 |
| 94 = DON'T KNOW..... | 3 | 0.01 |
| 97 = REFUSED..... | 2 | 0.00 |
| 98 = BLANK (NO ANSWER)..... | 1875 | 3.23 |
| 99 = LEGITIMATE SKIP..... | 48639 | 83.81 |

(D_MDEA1)

[AD_MDEA1](#)¹

Len : 2 SAD/EMPTY/DEPRESSED MOST OF DAY OR DISCOURAGED

| | Freq | Pct |
|--|-------------|------------|
| 1 = Has symptom..... | 9093 | 15.67 |
| 2 = Does not have symptom..... | 1082 | 1.86 |
| 94 = DON'T KNOW..... | 28 | 0.05 |
| 97 = REFUSED..... | 4 | 0.01 |
| 98 = OTHER MISSING/NOT APPLICABLE..... | 37084 | 63.90 |
| 99 = LEGITIMATE SKIP..... | 10743 | 18.51 |

(D_MDEA2)

[AD_MDEA2](#)¹

Len : 2 LOST INTEREST OR PLEASURE IN MOST THINGS

| | Freq | Pct |
|--|-------------|------------|
| 1 = Has symptom..... | 8882 | 15.30 |
| 2 = Does not have symptom..... | 1297 | 2.23 |
| 94 = DON'T KNOW..... | 20 | 0.03 |
| 97 = REFUSED..... | 4 | 0.01 |
| 98 = OTHER MISSING/NOT APPLICABLE..... | 37088 | 63.91 |
| 99 = LEGITIMATE SKIP..... | 10743 | 18.51 |

ADULT DEPRESSION

(D_MDEA3)
AD_MDEA3¹

Len : 2 CHANGES IN APPETITE OR WT

| | Freq | Pct |
|--|-------|-------|
| 1 = Has symptom..... | 8157 | 14.06 |
| 2 = Does not have symptom..... | 1406 | 2.42 |
| 94 = DON'T KNOW..... | 69 | 0.12 |
| 97 = REFUSED..... | 6 | 0.01 |
| 98 = OTHER MISSING/NOT APPLICABLE..... | 37653 | 64.88 |
| 99 = LEGITIMATE SKIP..... | 10743 | 18.51 |

(D_MDEA4)
AD_MDEA4¹

Len : 2 SLEEP PROBLEMS

| | Freq | Pct |
|--|-------|-------|
| 1 = Has symptom..... | 8864 | 15.27 |
| 2 = Does not have symptom..... | 747 | 1.29 |
| 94 = DON'T KNOW..... | 19 | 0.03 |
| 97 = REFUSED..... | 4 | 0.01 |
| 98 = OTHER MISSING/NOT APPLICABLE..... | 37657 | 64.89 |
| 99 = LEGITIMATE SKIP..... | 10743 | 18.51 |

(D_MDEA5)
AD_MDEA5¹

Len : 2 OTHERS NOTICED THAT R WAS RESTLESS OR LETHARGIC

| | Freq | Pct |
|--|-------|-------|
| 1 = Has symptom..... | 3766 | 6.49 |
| 2 = Does not have symptom..... | 5817 | 10.02 |
| 94 = DON'T KNOW..... | 47 | 0.08 |
| 98 = OTHER MISSING/NOT APPLICABLE..... | 37661 | 64.89 |
| 99 = LEGITIMATE SKIP..... | 10743 | 18.51 |

(D_MDEA6)
AD_MDEA6¹

Len : 2 FELT TIRED/LOW ENERGY NEARLY EVERY DAY

| | Freq | Pct |
|--|-------|-------|
| 1 = Has symptom..... | 8930 | 15.39 |
| 2 = Does not have symptom..... | 689 | 1.19 |
| 94 = DON'T KNOW..... | 11 | 0.02 |
| 97 = REFUSED..... | 2 | 0.00 |
| 98 = OTHER MISSING/NOT APPLICABLE..... | 37659 | 64.89 |
| 99 = LEGITIMATE SKIP..... | 10743 | 18.51 |

(D_MDEA7)
AD_MDEA7¹

Len : 2 FELT WORTHLESS NEARLY EVERY DAY

| | Freq | Pct |
|--|-------|-------|
| 1 = Has symptom..... | 5877 | 10.13 |
| 2 = Does not have symptom..... | 3739 | 6.44 |
| 94 = DON'T KNOW..... | 3 | 0.01 |
| 97 = REFUSED..... | 2 | 0.00 |
| 98 = OTHER MISSING/NOT APPLICABLE..... | 37670 | 64.91 |
| 99 = LEGITIMATE SKIP..... | 10743 | 18.51 |

(D_MDEA8)
AD_MDEA8¹

Len : 2 INABILITY TO CONCENTRATE OR MAKE DECISIONS

| | Freq | Pct |
|--|-------|-------|
| 1 = Has symptom..... | 7975 | 13.74 |
| 2 = Does not have symptom..... | 1607 | 2.77 |
| 94 = DON'T KNOW..... | 35 | 0.06 |
| 97 = REFUSED..... | 7 | 0.01 |
| 98 = OTHER MISSING/NOT APPLICABLE..... | 37667 | 64.91 |
| 99 = LEGITIMATE SKIP..... | 10743 | 18.51 |

ADULT DEPRESSION

(DSMMDEA2)
ADSMMDEA¹

Len : 2 SCORE OF SYMPTOM INDICATORS 1 THRU 9

| | Freq | Pct |
|---|-------|-------|
| 1 = Has 5 or more symptoms | 8918 | 15.37 |
| 2 = Has less than 5 symptoms | 1264 | 2.18 |
| 94 = SUM OF SYMPTOMS AND DON'T KNOW >=5 | 22 | 0.04 |
| 97 = SUM OF SYMPTOMS AND REFUSED >=5 | 3 | 0.01 |
| 98 = OTHER MISSING/NOT APPLICABLE..... | 37084 | 63.90 |
| 99 = LEGITIMATE SKIP..... | 10743 | 18.51 |

You mentioned having some of the problems I just asked you about.

During that [TIMEFILL] period of time, how much did your [FEELNOUN] and these other problems interfere with your work, your social life, or your personal relationships?

(AD28)
ADPBINTE¹

Len : 2 WHEN PRBLMS WORST INTERFERE WITH WORK/ PRSNL LIFE

| | Freq | Pct |
|---------------------------------------|-------|-------|
| 1 = Not at all | 229 | 0.39 |
| 2 = A little..... | 1038 | 1.79 |
| 3 = Some..... | 2710 | 4.67 |
| 4 = A lot..... | 3179 | 5.48 |
| 5 = Extremely | 1909 | 3.29 |
| 85 = BAD DATA Logically assigned..... | 1 | 0.00 |
| 94 = DON'T KNOW | 12 | 0.02 |
| 97 = REFUSED | 4 | 0.01 |
| 98 = BLANK (NO ANSWER) | 1874 | 3.23 |
| 99 = LEGITIMATE SKIP..... | 47078 | 81.12 |

During that [TIMEFILL] period of time, how often were you unable to carry out your daily activities because of these problems with your mood?

(AD28A)
ADPBDLYA¹

Len : 2 WHEN PRBLMS WORST UNABLE TO CARRY OUT DLY ACTVTS

| | Freq | Pct |
|--|-------|-------|
| 1 = Often..... | 2700 | 4.65 |
| 2 = Sometimes | 4110 | 7.08 |
| 3 = Rarely | 1526 | 2.63 |
| 4 = Never | 499 | 0.86 |
| 85 = BAD DATA Logically assigned | 1 | 0.00 |
| 94 = DON'T KNOW | 12 | 0.02 |
| 97 = REFUSED | 2 | 0.00 |
| 98 = BLANK (NO ANSWER) | 1877 | 3.23 |
| 99 = LEGITIMATE SKIP..... | 47307 | 81.52 |

Think of the very first period of time in your life lasting two weeks or longer when you [FEELFILL] for most of the day nearly every day and also had some of the other problems we just asked about.

Can you remember your exact age?

(AD37)
ADPBRMBR¹

Len : 2 RMBR AGE WHEN FIRST 2+ WK PERIOD OF TIME STARTED

| | Freq | Pct |
|--|-------|-------|
| 1 = Yes..... | 5556 | 9.57 |
| 2 = No..... | 3433 | 5.92 |
| 85 = BAD DATA Logically assigned | 1 | 0.00 |
| 94 = DON'T KNOW | 77 | 0.13 |
| 97 = REFUSED | 11 | 0.02 |
| 98 = BLANK (NO ANSWER) | 1878 | 3.24 |
| 99 = LEGITIMATE SKIP..... | 47078 | 81.12 |

ADULT DEPRESSION

How old were you?

(AD37A, AD37B)
ADPBAGE¹

Len : 3 AGE WHEN FIRST 2+ WK PERIOD OF TIME STARTED

| | Freq | Pct |
|---|-------|-------|
| RANGE = 1 - 98 | 8833 | 15.22 |
| 985 = BAD DATA Logically assigned | 8 | 0.01 |
| 994 = DON'T KNOW | 208 | 0.36 |
| 997 = REFUSED | 16 | 0.03 |
| 998 = BLANK (NO ANSWER)..... | 1891 | 3.26 |
| 999 = LEGITIMATE SKIP..... | 47078 | 81.12 |

In your entire life, how many times did you feel [FEELNOUN] for two weeks or longer while also having some of the other problems we asked about?

If you are not sure of your answer, just make your best guess.

(AD52)
ADPBNUM¹

Len : 4 # TIMES FELT THIS WAY FOR 2 WKS/LNGR DURING LIFE

| | Freq | Pct |
|--|-------|-------|
| RANGE = 1 - 1000 | 8553 | 14.74 |
| 9985 = BAD DATA Logically assigned | 1 | 0.00 |
| 9994 = DON'T KNOW | 485 | 0.84 |
| 9997 = REFUSED | 35 | 0.06 |
| 9998 = BLANK (NO ANSWER)..... | 1882 | 3.24 |
| 9999 = LEGITIMATE SKIP..... | 47078 | 81.12 |

In the past 12 months, did you have a period of time when you felt [FEELNOUN] for two weeks or longer while also having some of the other problems we asked about?

(AD38)
ADPB2WK¹

Len : 2 FELT THIS 2 WKS+ W/OTH PRBS DURING PAST 12 MOS

| | Freq | Pct |
|--|-------|-------|
| 1 = Yes..... | 5162 | 8.89 |
| 2 = No..... | 3827 | 6.59 |
| 85 = BAD DATA Logically assigned | 1 | 0.00 |
| 94 = DON'T KNOW | 66 | 0.11 |
| 97 = REFUSED | 17 | 0.03 |
| 98 = BLANK (NO ANSWER) | 1883 | 3.24 |
| 99 = LEGITIMATE SKIP..... | 47078 | 81.12 |

ADULT DEPRESSION

NOTE: Beginning with the 2008 survey, the questions corresponding to the variables ADPSHMG1, ADPSWORK, ADPSRELS, and ADPSSOC no longer allow respondents to choose the category 95 (ACTIVITY DOES NOT APPLY).

Think about the time in the past 12 months when [NUMPROBS] with your mood [WASWERE] most severe.

Using the 0 to 10 scale shown below, where 0 means no interference and 10 means very severe interference, select the number that describes how much [NUMPROBS] interfered with your ability to do each of the following activities during that period. You can use any number between 0 and 10 to answer.

How much did your [FEELNOUN] interfere with your ability to do home management task, like cleaning, shopping, and working around the house, apartment, or yard?

(AD66A)

[ADPSHMG1](#)¹

Len : 2 HOW MUCH DID FEELINGS INTERFERE WITH HOME MNGMT

| | Freq | Pct |
|-------------------------------------|-------|-------|
| 0 = No Interference | 120 | 0.21 |
| 1 = Mild - 1 | 110 | 0.19 |
| 2 = Mild - 2 | 245 | 0.42 |
| 3 = Mild - 3 | 343 | 0.59 |
| 4 = Moderate - 4 | 395 | 0.68 |
| 5 = Moderate - 5 | 759 | 1.31 |
| 6 = Moderate - 6 | 828 | 1.43 |
| 7 = Severe - 7 | 773 | 1.33 |
| 8 = Severe - 8 | 718 | 1.24 |
| 9 = Severe - 9 | 342 | 0.59 |
| 10 = Very Severe Interference | 510 | 0.88 |
| 94 = DON'T KNOW | 9 | 0.02 |
| 97 = REFUSED | 7 | 0.01 |
| 98 = BLANK (NO ANSWER) | 1970 | 3.39 |
| 99 = LEGITIMATE SKIP | 50905 | 87.72 |

During that time in the past 12 months when your [FEELNOUN] was most severe, how much did this interfere with your ability to work?

You can use any number between 0 and 10 to answer.

(AD66B)

[ADPSWORK](#)¹

Len : 2 HOW MUCH DID FEELING INTERFERE WITH ABLTY TO WORK

| | Freq | Pct |
|-------------------------------------|-------|-------|
| 0 = No Interference | 390 | 0.67 |
| 1 = Mild - 1 | 220 | 0.38 |
| 2 = Mild - 2 | 374 | 0.64 |
| 3 = Mild - 3 | 495 | 0.85 |
| 4 = Moderate - 4 | 453 | 0.78 |
| 5 = Moderate - 5 | 703 | 1.21 |
| 6 = Moderate - 6 | 603 | 1.04 |
| 7 = Severe - 7 | 571 | 0.98 |
| 8 = Severe - 8 | 524 | 0.90 |
| 9 = Severe - 9 | 292 | 0.50 |
| 10 = Very Severe Interference | 502 | 0.87 |
| 94 = DON'T KNOW | 19 | 0.03 |
| 97 = REFUSED | 10 | 0.02 |
| 98 = BLANK (NO ANSWER) | 1973 | 3.40 |
| 99 = LEGITIMATE SKIP | 50905 | 87.72 |

ADULT DEPRESSION

How much did your [FEELNOUN] interfere with your ability to form and maintain close relationships with other people during that period of time?

You can use any number between 0 and 10 to answer.

(AD66C)

ADPSRELS¹

Len : 2 HOW MUCH DID FEELING INTERFERE WITH RELATIONSHIPS

| | Freq | Pct |
|-------------------------------------|-------|-------|
| 0 = No Interference | 186 | 0.32 |
| 1 = Mild - 1 | 140 | 0.24 |
| 2 = Mild - 2 | 281 | 0.48 |
| 3 = Mild - 3 | 412 | 0.71 |
| 4 = Moderate - 4 | 432 | 0.74 |
| 5 = Moderate - 5 | 773 | 1.33 |
| 6 = Moderate - 6 | 678 | 1.17 |
| 7 = Severe - 7 | 696 | 1.20 |
| 8 = Severe - 8 | 649 | 1.12 |
| 9 = Severe - 9 | 388 | 0.67 |
| 10 = Very Severe Interference | 505 | 0.87 |
| 94 = DON'T KNOW | 10 | 0.02 |
| 97 = REFUSED | 6 | 0.01 |
| 98 = BLANK (NO ANSWER) | 1973 | 3.40 |
| 99 = LEGITIMATE SKIP | 50905 | 87.72 |

How much did [NUMPROBS] interfere with your ability to have a social life during that period of time?

You can use any number between 0 and 10 to answer.

(AD66D)

ADPSSOC¹

Len : 2 HOW MUCH DID FEELINGS INTERFERE WITH SOCIAL LIFE

| | Freq | Pct |
|-------------------------------------|-------|-------|
| 0 = No Interference | 169 | 0.29 |
| 1 = Mild - 1 | 90 | 0.16 |
| 2 = Mild - 2 | 221 | 0.38 |
| 3 = Mild - 3 | 328 | 0.57 |
| 4 = Moderate - 4 | 389 | 0.67 |
| 5 = Moderate - 5 | 628 | 1.08 |
| 6 = Moderate - 6 | 605 | 1.04 |
| 7 = Severe - 7 | 711 | 1.23 |
| 8 = Severe - 8 | 744 | 1.28 |
| 9 = Severe - 9 | 563 | 0.97 |
| 10 = Very Severe Interference | 694 | 1.20 |
| 94 = DON'T KNOW | 8 | 0.01 |
| 97 = REFUSED | 6 | 0.01 |
| 98 = BLANK (NO ANSWER) | 1973 | 3.40 |
| 99 = LEGITIMATE SKIP | 50905 | 87.72 |

NOTE: Beginning with the 2008 survey, respondents who answered "don't know" or "refused" to questions corresponding to the variables ADPSHMG, ADPSWORK, ADPSRELS, and ADPSSOC are no longer asked the question corresponding to ADPSDAYS unless they entered a response of 1 to 10 in at least one of the other questions corresponding to ADPSHMG through ADPSSOC.

About how many days out of 365 in the past 12 months were you totally unable to work or carry out your normal activities because of your [FEELNOUN]?

You can use any number between 0 and 365 to answer

(AD68)

ADPSDAYS¹

Len : 3 # DYS UNABLE TO WORK/CARRY OUT DLY ACT PST 12 MOS

| | Freq | Pct |
|-------------------------------|-------|-------|
| RANGE = 0 - 365 | 5012 | 8.64 |
| 994 = DON'T KNOW | 107 | 0.18 |
| 997 = REFUSED | 8 | 0.01 |
| 998 = BLANK (NO ANSWER) | 1981 | 3.41 |
| 999 = LEGITIMATE SKIP | 50926 | 87.75 |

ADULT DEPRESSION

Here is a list of professionals some people talk to about the problems we have been asking about:

- General practitioner or family doctor
- Other medical doctor like a cardiologist, gynecologist, urologist
- Psychologist
- Psychiatrist or psychotherapist
- Social Worker
- Counselor
- Other mental health professional, like a mental health nurse
- A nurse, occupational therapist, or other health professional
- A religious or spiritual advisor like a minister, priest, or rabbi
- Another healer, like an herbalist, chiropractor, acupuncturist, or massage therapist

At any time in the past 12 months, did you see or talk to a medical doctor or other professional about your [FEELNOUN]?

(AD86)

[ADSEEDOC](#)¹

Len : 2 SEE/TALK TO DR/OTH PROF ABT FEELINGS PAST 12 MOS

| | Freq | Pct |
|---------------------------------------|-------|-------|
| 1 = Yes..... | 4149 | 7.15 |
| 2 = No..... | 4894 | 8.43 |
| 85 = BAD DATA Logically assigned..... | 1 | 0.00 |
| 94 = DON'T KNOW..... | 10 | 0.02 |
| 97 = REFUSED..... | 11 | 0.02 |
| 98 = BLANK (NO ANSWER)..... | 1891 | 3.26 |
| 99 = LEGITIMATE SKIP..... | 47078 | 81.12 |

During the past 12 months, which professionals did you see or talk to about [NUMPROBS] with your mood?

(AD86A)

[ADFAMDOC](#)¹

Len : 2 GEN/FAM DOC TALKED W/ABT FEELINGS PAST 12 MOS

| | Freq | Pct |
|-------------------------------|-------|-------|
| 1 = Response entered..... | 2005 | 3.45 |
| 6 = Response not entered..... | 2140 | 3.69 |
| 94 = DON'T KNOW..... | 1 | 0.00 |
| 97 = REFUSED..... | 14 | 0.02 |
| 98 = BLANK (NO ANSWER)..... | 1902 | 3.28 |
| 99 = LEGITIMATE SKIP..... | 51972 | 89.55 |

(AD86A)

[ADOTHDOC](#)¹

Len : 2 OTH DR TALKED W/ABOUT FEELINGS PAST 12 MOS

| | Freq | Pct |
|--|-------|-------|
| 1 = Response entered..... | 323 | 0.56 |
| 3 = Response entered LOGICALLY ASSIGNED..... | 7 | 0.01 |
| 6 = Response not entered..... | 3815 | 6.57 |
| 94 = DON'T KNOW..... | 1 | 0.00 |
| 97 = REFUSED..... | 14 | 0.02 |
| 98 = BLANK (NO ANSWER)..... | 1902 | 3.28 |
| 99 = LEGITIMATE SKIP..... | 51972 | 89.55 |

(AD86A)

[ADPSYCH](#)¹

Len : 2 PSYCHOLOGIST TALKED W/ABOUT FEELINGS PAST 12 MOS

| | Freq | Pct |
|--|-------|-------|
| 1 = Response entered..... | 1281 | 2.21 |
| 3 = Response entered LOGICALLY ASSIGNED..... | 1 | 0.00 |
| 6 = Response not entered..... | 2863 | 4.93 |
| 94 = DON'T KNOW..... | 1 | 0.00 |
| 97 = REFUSED..... | 14 | 0.02 |
| 98 = BLANK (NO ANSWER)..... | 1902 | 3.28 |
| 99 = LEGITIMATE SKIP..... | 51972 | 89.55 |

(AD86A)

[ADPSYMD](#)¹

Len : 2 PSYCHIATRIST TALKED W/ABOUT FEELINGS PAST 12 MOS

| | Freq | Pct |
|-------------------------------|-------|-------|
| 1 = Response entered..... | 1494 | 2.57 |
| 6 = Response not entered..... | 2651 | 4.57 |
| 94 = DON'T KNOW..... | 1 | 0.00 |
| 97 = REFUSED..... | 14 | 0.02 |
| 98 = BLANK (NO ANSWER)..... | 1902 | 3.28 |
| 99 = LEGITIMATE SKIP..... | 51972 | 89.55 |

ADULT DEPRESSION

(AD86A)
ADSOCWRK¹

| | | | |
|---------|---|-------------|------------|
| Len : 2 | SOCIAL WORKER TALKED W/ABOUT FEELINGS PAST 12 MOS | | |
| | | Freq | Pct |
| | 1 = Response entered | 446 | 0.77 |
| | 3 = Response entered LOGICALLY ASSIGNED | 1 | 0.00 |
| | 6 = Response not entered | 3698 | 6.37 |
| | 94 = DON'T KNOW | 1 | 0.00 |
| | 97 = REFUSED | 14 | 0.02 |
| | 98 = BLANK (NO ANSWER) | 1902 | 3.28 |
| | 99 = LEGITIMATE SKIP | 51972 | 89.55 |

(AD86A)
ADCOUNS¹

| | | | |
|---------|---|-------------|------------|
| Len : 2 | COUNSELOR TALKED W/ABOUT FEELINGS PAST 12 MOS | | |
| | | Freq | Pct |
| | 1 = Response entered | 1488 | 2.56 |
| | 3 = Response entered LOGICALLY ASSIGNED | 4 | 0.01 |
| | 6 = Response not entered | 2653 | 4.57 |
| | 94 = DON'T KNOW | 1 | 0.00 |
| | 97 = REFUSED | 14 | 0.02 |
| | 98 = BLANK (NO ANSWER) | 1902 | 3.28 |
| | 99 = LEGITIMATE SKIP | 51972 | 89.55 |

(AD86A)
ADOTMHP¹

| | | | |
|---------|---|-------------|------------|
| Len : 2 | MENTAL PROF TALKED W/ABOUT FEELINGS PAST 12 MOS | | |
| | | Freq | Pct |
| | 1 = Response entered | 435 | 0.75 |
| | 3 = Response entered LOGICALLY ASSIGNED | 1 | 0.00 |
| | 6 = Response not entered | 3709 | 6.39 |
| | 94 = DON'T KNOW | 1 | 0.00 |
| | 97 = REFUSED | 14 | 0.02 |
| | 98 = BLANK (NO ANSWER) | 1902 | 3.28 |
| | 99 = LEGITIMATE SKIP | 51972 | 89.55 |

(AD86A)
ADNURSE¹

| | | | |
|---------|---|-------------|------------|
| Len : 2 | NURSE ETC.TALKED W/ABOUT FEELINGS PAST 12 MOS | | |
| | | Freq | Pct |
| | 1 = Response entered | 322 | 0.55 |
| | 3 = Response entered LOGICALLY ASSIGNED | 9 | 0.02 |
| | 6 = Response not entered | 3814 | 6.57 |
| | 94 = DON'T KNOW | 1 | 0.00 |
| | 97 = REFUSED | 14 | 0.02 |
| | 98 = BLANK (NO ANSWER) | 1902 | 3.28 |
| | 99 = LEGITIMATE SKIP | 51972 | 89.55 |

(AD86A)
ADRELIG¹

| | | | |
|---------|---|-------------|------------|
| Len : 2 | RELIGIOUS ADVSR TLKED W/ABOUT FEELINGS PST 12 MOS | | |
| | | Freq | Pct |
| | 1 = Response entered | 396 | 0.68 |
| | 3 = Response entered LOGICALLY ASSIGNED | 6 | 0.01 |
| | 6 = Response not entered | 3743 | 6.45 |
| | 94 = DON'T KNOW | 1 | 0.00 |
| | 97 = REFUSED | 14 | 0.02 |
| | 98 = BLANK (NO ANSWER) | 1902 | 3.28 |
| | 99 = LEGITIMATE SKIP | 51972 | 89.55 |

(AD86A)
ADHERBAL¹

| | | | |
|---------|---|-------------|------------|
| Len : 2 | HERBALIST TALKED W/ABOUT FEELINGS PAST 12 MOS | | |
| | | Freq | Pct |
| | 1 = Response entered | 228 | 0.39 |
| | 3 = Response entered LOGICALLY ASSIGNED | 3 | 0.01 |
| | 6 = Response not entered | 3914 | 6.74 |
| | 94 = DON'T KNOW | 1 | 0.00 |
| | 97 = REFUSED | 14 | 0.02 |
| | 98 = BLANK (NO ANSWER) | 1902 | 3.28 |
| | 99 = LEGITIMATE SKIP | 51972 | 89.55 |

ADULT DEPRESSION

(AD86A)

ADOTHHL1

Len : 2 OTH HELP PROF TALKED W/ABOUT FEELINGS PAST 12 MOS

| | Freq | Pct |
|--------------------------------|-------|-------|
| 1 = Response entered | 140 | 0.24 |
| 6 = Response not entered | 4005 | 6.90 |
| 94 = DON'T KNOW | 1 | 0.00 |
| 97 = REFUSED | 14 | 0.02 |
| 98 = BLANK (NO ANSWER) | 1902 | 3.28 |
| 99 = LEGITIMATE SKIP | 51972 | 89.55 |

Are you currently receiving professional treatment or counseling for [NUMPROBS] with your mood?

(AD86B)

ADTMTNOW1

Len : 2 CURRENTLY RCVNG PROF TREATMENT/COUNSLG FOR MOOD

| | Freq | Pct |
|------------------------------|-------|-------|
| 1 = Yes..... | 2666 | 4.59 |
| 2 = No..... | 1480 | 2.55 |
| 94 = DON'T KNOW | 2 | 0.00 |
| 97 = REFUSED | 12 | 0.02 |
| 98 = BLANK (NO ANSWER) | 1902 | 3.28 |
| 99 = LEGITIMATE SKIP..... | 51972 | 89.55 |

During the past 12 months, did you take prescription medication that was prescribed for [NUMPROBS]?

(AD86C)

ADRX12MO1

Len : 2 TAKE PRES MEDS PRESCRIBED FOR MOOD PAST 12 MONTHS

| | Freq | Pct |
|--|-------|-------|
| 1 = Yes..... | 3519 | 6.06 |
| 2 = No..... | 5535 | 9.54 |
| 85 = BAD DATA Logically assigned | 1 | 0.00 |
| 94 = DON'T KNOW | 5 | 0.01 |
| 97 = REFUSED | 5 | 0.01 |
| 98 = BLANK (NO ANSWER) | 1891 | 3.26 |
| 99 = LEGITIMATE SKIP..... | 47078 | 81.12 |

Are you currently taking prescription medication that was prescribed for [NUMPROBS]?

(AD86D)

ADRXNOW1

Len : 2 CURRENTLY TAKING PRESC MEDS PRESCRIBED FOR MOOD

| | Freq | Pct |
|------------------------------|-------|-------|
| 1 = Yes..... | 3042 | 5.24 |
| 2 = No..... | 476 | 0.82 |
| 97 = REFUSED | 6 | 0.01 |
| 98 = BLANK (NO ANSWER) | 1897 | 3.27 |
| 99 = LEGITIMATE SKIP..... | 52613 | 90.66 |

During the past 12 months, how much has this prescription medication helped you?

(AD86E)

ADRXHLP1

Len : 2 HOW MUCH HAS PRESC MEDS FOR MOOD HELPED PST 12 MO

| | Freq | Pct |
|------------------------------|-------|-------|
| 1 = Not at all | 173 | 0.30 |
| 2 = A little..... | 370 | 0.64 |
| 3 = Some..... | 957 | 1.65 |
| 4 = A lot..... | 1287 | 2.22 |
| 5 = Extremely | 723 | 1.25 |
| 94 = DON'T KNOW | 8 | 0.01 |
| 97 = REFUSED | 6 | 0.01 |
| 98 = BLANK (NO ANSWER) | 1897 | 3.27 |
| 99 = LEGITIMATE SKIP..... | 52613 | 90.66 |

ADULT DEPRESSION

During the past 12 months, how much has treatment or counseling helped you?

(AD86F)

ADTMTHLP¹

Len : 2 HOW MUCH HAS TRMT/COUNSLG HELPED PST 12 MOS

| | Freq | Pct |
|------------------------------|-------|-------|
| 1 = Not at all | 449 | 0.77 |
| 2 = A little..... | 629 | 1.08 |
| 3 = Some..... | 1092 | 1.88 |
| 4 = A lot..... | 1256 | 2.16 |
| 5 = Extremely | 691 | 1.19 |
| 94 = DON'T KNOW | 25 | 0.04 |
| 97 = REFUSED | 18 | 0.03 |
| 98 = BLANK (NO ANSWER) | 1902 | 3.28 |
| 99 = LEGITIMATE SKIP..... | 51972 | 89.55 |

NOTE: The following variable, AMDELT, identifies an adult as having a major depressive episode (MDE) in their lifetime and AMDEYR identifies an adult as having MDE in the prior year. Beginning in 2021, missing values for AMDELT and AMDEYR were replaced using statistical imputation. The imputation-revised variables used in analysis, IRAMDELT and IRAMDEYR, appear in the Imputed Adult Depression section.

A respondent was classified as having a major depressive episode (MDE) in their lifetime, AMDELT=1, if they reported experiencing at least five out of the nine criteria used to define an adult as having had MDE in their lifetime, where at least one of the criteria is a depressed mood or loss of interest or pleasure in daily activities (ADSMMDA=1). An adult was classified as NOT having a major depressive episode (MDE) in their lifetime, AMDELT=2, if they met either of these conditions:

1. Reported experiencing fewer than five out of the nine criteria used to define an adult as having had MDE in their lifetime (ADSMMDA=2).
2. If the number of criteria used to define an adult as having had MDE in their lifetime is unknown (ADSMMDA=98) and the respondent reported at least one of the following:
 1. Never having had a period of time lasting several days or longer when felt sad, empty, or depressed (ADDPREV=2), discouraged about how things were going in life (ADDSCEV=2), and lost interest in most things usually enjoyable (ADLOSEV=2).
 2. Experienced the feelings in (i), but they did not last most of the day, nearly every day for two weeks or longer (ADLSI2WK=2) or (ADDP2WK=2).
 3. Experienced the feelings in (i) most of the day, nearly every day for two weeks or longer, but the feelings lasted less than an hour when mood was most severe and frequent (ADWRHRS=1).
 4. Experienced the feelings in (i) most of the day, nearly every day for two weeks or longer for at least an hour during those times when mood was most severe and frequent, but emotional distress was mild (ADWRDST=1), there was never a time when emotional distress was so severe that you could not be cheered up (ADWRCHR=4), and there was never a time when your emotional distress was so severe that you could not carry out your daily activities (ADWRIMP=4).
 5. Experienced the feelings in (i) most of the day, nearly every day for two weeks or longer for at least an hour and the severe distress were more than mild or at some point could not be cheered up or could not carry out daily activities, but never had any other problems during those weeks, such as changes in sleep, appetite, energy, the ability to concentrate and remember, or feelings of low self-worth (ADDP2WK=2).

(ADDP2WK, ADDPREV, ADDSCEV, ADLOSEV, ADLSI2WK, ADSMMDA, ADWRCHR, ADWRDST, ADWRHRS, ADWRIMP)

AMDELT

Len : 1 ADULT: LIFETIME MAJOR DEPRESSIVE EPISODE (MDE)

| | Freq | Pct |
|---|-------|-------|
| . = Aged 12-17/Unknown (Otherwise)..... | 12612 | 21.73 |
| 1 = Yes (ADSMMDA=1)..... | 8918 | 15.37 |
| 2 = No (See comment above)..... | 36504 | 62.90 |

NOTE: Beginning in 2021, missing values for AMDEYR were replaced using statistical imputation. The imputation-revised variable used in analysis, IRAMDEYR, appears in the Imputed Adult Depression section.

(ADPB2WK, AMDELT)

AMDEYR

Len : 1 ADULT: PAST YEAR MAJOR DEPRESSIVE EPISODE (MDE)

| | Freq | Pct |
|---|-------|-------|
| . = Aged 12-17/Unknown (Otherwise)..... | 12718 | 21.91 |
| 1 = Yes (AMDELT=1 & ADPB2WK=1) | 5107 | 8.80 |
| 2 = No (AMDELT=2 or [AMDELT=1 & ADPB2WK=2]) | 40209 | 69.29 |

ADULT DEPRESSION

NOTE: The following four variables make up the four role domains (home management, work, close relationships with others, and social life) of the Sheehan Disability Scale (SDS), which measures the impact of a disorder on an adult's life.

(ADPSHMGT)
ASDSHOM2

Len : 1 ADULT: DEPRESS FEELINGS ROLE IMPAIRMENT - HOME MANAGEMENT

| | Freq | Pct |
|---|-------|-------|
| . = Aged 12-17/Unkn/Legit Skip (Otherwise)..... | 52891 | 91.14 |
| 1 = None (ADPSHMGT=0)..... | 120 | 0.21 |
| 2 = Mild (ADPSHMGT=1,2,3)..... | 698 | 1.20 |
| 3 = Moderate (ADPSHMGT=4,5,6)..... | 1982 | 3.42 |
| 4 = Severe (ADPSHMGT=7,8,9)..... | 1833 | 3.16 |
| 5 = Very Severe (ADPSHMGT=10)..... | 510 | 0.88 |

(ADPSWORK)
ASDSWRK2

Len : 1 ADULT: DEPRESS FEELINGS ROLE IMPAIRMENT - ABILITY TO WORK

| | Freq | Pct |
|---|-------|-------|
| . = Aged 12-17/Unkn/Legit Skip (Otherwise)..... | 52907 | 91.17 |
| 1 = None (ADPSWORK=0)..... | 390 | 0.67 |
| 2 = Mild (ADPSWORK=1,2,3)..... | 1089 | 1.88 |
| 3 = Moderate (ADPSWORK=4,5,6)..... | 1759 | 3.03 |
| 4 = Severe (ADPSWORK=7,8,9)..... | 1387 | 2.39 |
| 5 = Very Severe (ADPSWORK=10)..... | 502 | 0.87 |

(ADPSRELS)
ASDSREL2

Len : 1 ADULT: DEP FEELINGS ROLE IMPAIRMENT - CLOSE RELATIONSHIPS

| | Freq | Pct |
|---|-------|-------|
| . = Aged 12-17/Unkn/Legit Skip (Otherwise)..... | 52894 | 91.14 |
| 1 = None (ADPSRELS=0)..... | 186 | 0.32 |
| 2 = Mild (ADPSRELS=1,2,3)..... | 833 | 1.44 |
| 3 = Moderate (ADPSRELS=4,5,6)..... | 1883 | 3.24 |
| 4 = Severe (ADPSRELS=7,8,9)..... | 1733 | 2.99 |
| 5 = Very Severe (ADPSRELS=10)..... | 505 | 0.87 |

(ADPSSOC)
ASDSSOC2

Len : 1 ADULT: DEPRESSIVE FEELINGS ROLE IMPAIRMENT - SOCIAL LIFE

| | Freq | Pct |
|---|-------|-------|
| . = Aged 12-17/Unkn/Legit Skip (Otherwise)..... | 52892 | 91.14 |
| 1 = None (ADPSSOC=0)..... | 169 | 0.29 |
| 2 = Mild (ADPSSOC=1,2,3)..... | 639 | 1.10 |
| 3 = Moderate (ADPSSOC=4,5,6)..... | 1622 | 2.79 |
| 4 = Severe (ADPSSOC=7,8,9)..... | 2018 | 3.48 |
| 5 = Very Severe (ADPSSOC=10)..... | 694 | 1.20 |

The following variable, AMDEIMP, is restricted to adults with past year MDE (AMDEYR) and is derived from the maximum level of interference over the four role domains of SDS: home management (ASDSHOM2), ability to work (ASDSWRK2), close relationships (ASDSREL2), and social life (ASDSSOC2). Adults with a past year MDE (AMDEYR=1) and a "severe" or "very severe" maximum level of interference are assigned AMDEIMP=1. Adults without a past year MDE (AMDEYR=2) or a maximum level of interference of "none", "mild", or "moderate" (and no missing data across the four role domains) are assigned AMDEIMP=2. All other respondents are assigned a missing value for AMDEIMP. Beginning in 2021, missing values for AMDEIMP were replaced using statistical imputation. The imputation-revised variable used in analysis, IRAMDEIMP, appears in the Imputed Adult Depression section.

(AMDEYR, ASDSHOM2, ASDSREL2, ASDSSOC2, ASDSWRK2)
AMDEIMP

Len : 1 ADULT: MDE WITH SEVERE ROLE IMPAIRMENT

| | Freq | Pct |
|---|-------|-------|
| . = Aged 12-17/Unknown (Otherwise)..... | 12745 | 21.96 |
| 1 = Yes..... | 3597 | 6.20 |
| 2 = No..... | 41692 | 71.84 |

IMPUTED ADULT DEPRESSION

IMPUTED ADULT DEPRESSION

(AMDELT)

IRAMDELT

| | | |
|--|-------------|------------|
| Len : 1 ADULT: LIFETIME MAJOR DEPRESSIVE EPISODE (MDE) - IMP REV | | |
| . = Aged 12-17 | Freq | Pct |
| 0 = No..... | 10743 | 18.51 |
| 1 = Yes..... | 37975 | 65.44 |
| | 9316 | 16.05 |

(AMDELT)

IRAMDELT

| | | |
|--|-------------|------------|
| Len : 1 ADULT: LIFETIME MAJOR DEPRESSIVE EPISODE (MDE) - IMP IND | | |
| 1 = Questionnaire data | Freq | Pct |
| 3 = Statistically imputed data..... | 45422 | 78.27 |
| 9 = LEGITIMATE SKIP..... | 1869 | 3.22 |
| | 10743 | 18.51 |

(AMDEYR)

IRAMDEYR

| | | |
|---|-------------|------------|
| Len : 1 ADULT: PAST YEAR MAJOR DEPRESSIVE EPISODE (MDE) - IMP REV | | |
| . = Aged 12-17 | Freq | Pct |
| 0 = No..... | 10743 | 18.51 |
| 1 = Yes..... | 41867 | 72.14 |
| | 5424 | 9.35 |

(AMDEYR)

IRAMDEYR

| | | |
|---|-------------|------------|
| Len : 1 ADULT: PAST YEAR MAJOR DEPRESSIVE EPISODE (MDE) - IMP IND | | |
| 1 = Questionnaire data | Freq | Pct |
| 3 = Statistically imputed data..... | 45316 | 78.09 |
| 9 = LEGITIMATE SKIP..... | 1975 | 3.40 |
| | 10743 | 18.51 |

(AMDEIMP)

IRAMDEIMP

| | | |
|--|-------------|------------|
| Len : 1 ADULT: MDE WITH SEVERE ROLE IMPAIRMENT - IMP REV | | |
| . = Aged 12-17 | Freq | Pct |
| 0 = No..... | 10743 | 18.51 |
| 1 = Yes..... | 43439 | 74.85 |
| | 3852 | 6.64 |

(AMDEIMP)

IRAMDEIMP

| | | |
|--|-------------|------------|
| Len : 1 ADULT: MDE WITH SEVERE ROLE IMPAIRMENT - IMP IND | | |
| 1 = Questionnaire data | Freq | Pct |
| 3 = Statistically imputed data..... | 45289 | 78.04 |
| 9 = LEGITIMATE SKIP..... | 2002 | 3.45 |
| | 10743 | 18.51 |

RECODED ADULT DEPRESSION

RECODED ADULT DEPRESSION

NOTE: The variables in this section are recoded variables that were created from one or more of the edited or imputed variables from the preceding sections.

NOTE: Certain source variables that were used to create recoded variables have valid values that might not have been reported or assigned for the current survey year. However, these values have been included in the general specifications in the codebook on how the recoded variables were created. See additional details about this issue in the Organization of the Data File section of this codebook introduction.

NOTE: The following 16 variables are among all adult respondents who were asked the respective questions and are not confined to those respondents who were ultimately classified as having a Major Depressive Episode (MDE) in their lifetime or past year. To produce estimates among adults with MDE, the analysis will need to be restricted by either the lifetime MDE variable (IRAMDELT) or the past year MDE variable (IRAMDEYR).

(ADSEEDOC)

ATXMDEYR

Len : 1 RC-ADULT: SAW/TALK TO MD/PROF ABT DEPRESSIVE FEELNGS IN PY

| | Freq | Pct |
|---|-------|-------|
| . = Aged 12-17/Unknown (Otherwise)..... | 48991 | 84.42 |
| 0 = No (ADSEEDOC=2)..... | 4894 | 8.43 |
| 1 = Yes (ADSEEDOC=1)..... | 4149 | 7.15 |

(ADRX12MO)

ARXMDEYR

Len : 1 RC-ADULT: USED RX MEDICATION FOR DEPRESSIVE FEELINGS IN PY

| | Freq | Pct |
|---|-------|-------|
| . = Aged 12-17/Unknown (Otherwise)..... | 48980 | 84.40 |
| 0 = No (ADRX12MO=2)..... | 5535 | 9.54 |
| 1 = Yes (ADRX12MO=1)..... | 3519 | 6.06 |

The following variable, AMDETXRX, is defined as having received treatment/counseling for MDE in the past year if (1) saw or talked to a medical doctor or other professional about depressive feelings or (2) used prescription medication for depressive feelings.

(ARXMDEYR, ATXMDEYR)

AMDETXRX

Len : 1 RC-ADULT: RCVD TRT/CNSLG OR RX MED FOR DEPRESS FEELING IN PY

| | Freq | Pct |
|---|-------|-------|
| . = Aged 12-17/Unknown (Otherwise)..... | 48986 | 84.41 |
| 0 = No (ATXMDEYR=0 and ARXMDEYR=0)..... | 4211 | 7.26 |
| 1 = Yes (ATXMDEYR=1 or ARXMDEYR=1)..... | 4837 | 8.33 |

(ADFAMDOC, ADSEEDOC)

ADOCMDE

Len : 1 RC-ADULT: SAW/TALK TO GEN PRAC/FAM MD ABT DEP FEELINGS IN PY

| | Freq | Pct |
|---|-------|-------|
| . = Aged 12-17/Unknown/Legitimate Skip (Otherwise)..... | 48995 | 84.42 |
| 0 = No (ADSEEDOC=2 or ADFAMDOC=6)..... | 7034 | 12.12 |
| 1 = Yes (ADFAMDOC=1,3)..... | 2005 | 3.45 |

(ADOTHDOC, ADSEEDOC)

AOMDMDE

Len : 1 RC-ADULT: SAW/TALK TO OTHER MD ABT DEPRESSIVE FEELINGS IN PY

| | Freq | Pct |
|---|-------|-------|
| . = Aged 12-17/Unknown/Legitimate Skip (Otherwise)..... | 48995 | 84.42 |
| 0 = No (ADSEEDOC=2 or ADOTHDOC=6)..... | 8709 | 15.01 |
| 1 = Yes (ADOTHDOC=1,3)..... | 330 | 0.57 |

(ADPSYCH, ADSEEDOC)

APSY1MDE

Len : 1 RC-ADULT: SAW/TALK TO PSYCHOLOGIST ABT DEPRES FEELINGS IN PY

| | Freq | Pct |
|---|-------|-------|
| . = Aged 12-17/Unknown/Legitimate Skip (Otherwise)..... | 48995 | 84.42 |
| 0 = No (ADSEEDOC=2 or ADPSYCH=6)..... | 7757 | 13.37 |
| 1 = Yes (ADPSYCH=1,3)..... | 1282 | 2.21 |

(ADPSYMD, ADSEEDOC)

APSY2MDE

Len : 1 RC-ADULT: SAW/TALK TO PSYCHIATRIST ABT DEPRES FEELINGS IN PY

| | Freq | Pct |
|---|-------|-------|
| . = Aged 12-17/Unknown/Legitimate Skip (Otherwise)..... | 48995 | 84.42 |
| 0 = No (ADSEEDOC=2 or ADPSYMD=6)..... | 7545 | 13.00 |
| 1 = Yes (ADPSYMD=1,3)..... | 1494 | 2.57 |

RECODED ADULT DEPRESSION

(ADSEEDOC, ADSOCWRK)

| | | | |
|----------------|--|-------------|------------|
| <u>ASOCMDE</u> | Len : 1 RC-ADULT: SAW/TALK TO SOCIAL WORKR ABT DEPRES FEELINGS IN PY | | |
| | . = Aged 12-17/Unknown/Legitimate Skip (Otherwise)..... | Freq | Pct |
| | 0 = No (ADSEEDOC=2 or ADSOCWRK=6) | 48995 | 84.42 |
| | 1 = Yes (ADSOCWRK=1,3) | 8592 | 14.81 |
| | | 447 | 0.77 |

(ADCOUNS, ADSEEDOC)

| | | | |
|-----------------|--|-------------|------------|
| <u>ACOUNMDE</u> | Len : 1 RC-ADULT: SAW/TALK TO COUNSELOR ABT DEPRESSVE FEELINGS IN PY | | |
| | . = Aged 12-17/Unknown/Legitimate Skip (Otherwise)..... | Freq | Pct |
| | 0 = No (ADSEEDOC=2 or ADCOUNS=6)..... | 48995 | 84.42 |
| | 1 = Yes (ADCOUNS=1,3)..... | 7547 | 13.00 |
| | | 1492 | 2.57 |

(ADOTHMHP, ADSEEDOC)

| | | | |
|----------------|--|-------------|------------|
| <u>AOMHMDE</u> | Len : 1 RC-ADULT: SAW/TALK TO OTH MENT HLTH PROF ABT DEP FEELINGS-PY | | |
| | . = Aged 12-17/Unknown/Legitimate Skip (Otherwise)..... | Freq | Pct |
| | 0 = No (ADSEEDOC=2 or [ADOTHMHP=6 & No Writ-in Enter]) | 48995 | 84.42 |
| | 1 = Yes (ADOTHMHP=1,3 or Write-in Response Entered)..... | 8584 | 14.79 |
| | | 455 | 0.78 |

(ADNURSE, ADSEEDOC)

| | | | |
|-----------------|--|-------------|------------|
| <u>ANURSMDE</u> | Len : 1 RC-ADULT: SAW/TALK TO NURSE/OCC THERA ABT DEP FEELINGS IN PY | | |
| | . = Aged 12-17/Unknown/Legitimate Skip (Otherwise)..... | Freq | Pct |
| | 0 = No (ADSEEDOC=2 or ADNURSE=6) | 48995 | 84.42 |
| | 1 = Yes (ADNURSE=1,3) | 8708 | 15.00 |
| | | 331 | 0.57 |

(ADRELIG, ADSEEDOC)

| | | | |
|-----------------|--|-------------|------------|
| <u>AARELMDE</u> | Len : 1 RC-ADULT: SAW/TALK TO RELIG ADVISR ABT DEPRES FEELINGS IN PY | | |
| | . = Aged 12-17/Unknown/Legitimate Skip (Otherwise)..... | Freq | Pct |
| | 0 = No (ADSEEDOC=2 or ADRELIG=6)..... | 48995 | 84.42 |
| | 1 = Yes (ADRELIG=1,3)..... | 8637 | 14.88 |
| | | 402 | 0.69 |

(ADHERBAL, ADSEEDOC)

| | | | |
|------------------|--|-------------|------------|
| <u>AHBMCHMDE</u> | Len : 1 RC-ADULT: SAW/TALK TO ANOTHER HEALER ABT DEPR FEELINGS IN PY | | |
| | . = Aged 12-17/Unknown/Legitimate Skip (Otherwise)..... | Freq | Pct |
| | 0 = No (ADSEEDOC=2 or ADHERBAL=6)..... | 48995 | 84.42 |
| | 1 = Yes (ADHERBAL=1,3)..... | 8808 | 15.18 |
| | | 231 | 0.40 |

The following variable, AOTHMDE, defines an adult as having seen or talked to another professional about MDE during the past year if s/he entered a valid write-in response other than the responses that matched existing categories.

An adult was classified as NOT having seen or talked to another professional about MDE during the past year, AOTHMDE=0, if s/he met either of these conditions:

1. Reported NOT seeing or talking to a medical doctor or other professional during the past year (ADSEEDOC=2).
2. Response not entered for whether other mental health professional was seen or talked to during the past year (ADOTHHLP=6).
3. Write-in response entered matched an existing category.

(ADOTHHLP, ADSEEDOC)

| | | | |
|----------------|--|-------------|------------|
| <u>AOTHMDE</u> | Len : 1 RC-ADULT: SAW/TALK TO OTHER PROF ABOUT MDE IN PST YR | | |
| | . = Aged 12-17/Unknwn/Legit Skip/Invalid Spec. Resp. | Freq | Pct |
| | 0 = No (See comment above)..... | 49033 | 84.49 |
| | 1 = Yes (See comment above) | 8966 | 15.45 |
| | | 35 | 0.06 |

RECODED ADULT DEPRESSION

The following variable, AHLTMDE, indicates whether an adult reported seeing or talking to a health professional about MDE in the past year. Adults were classified as having seen or talked to a health professional, AHLTMDE=1, if they reported seeing or talking to any of the following professionals: general practitioner or family doctor (ADOCMDE=1); other medical doctor (AOMDMDE=1); psychologist (APSY1MDE=1); psychiatrist or psychotherapist (APSY2MDE=1); social worker (ASOCMDE=1); counselor (ACOUNMDE=1); other mental health professional (AOMHMDE=1); or nurse, occupational therapist, or other health professional (ANURSMDE=1). Respondents were classified as having not seen or talked to a health professional, AHLTMDE=0, if they reported not seeing or talking to all of the professionals listed above (source variable=0).

(ACOUNMDE, ADOCMDE, ANURSMDE, AOMDMDE, AOMHMDE, APSY1MDE, APSY2MDE, ASOCMDE)
AHLTMDE Len : 1 RC-ADULT: SAW/TALK TO HLTH PROF ABT DEPRESSVE FEELINGS IN PY

| | Freq | Pct |
|---|-------|-------|
| . = Aged 12-17/Unknown (Otherwise)..... | 48995 | 84.42 |
| 0 = No (See comment above)..... | 4994 | 8.61 |
| 1 = Yes (See comment above) | 4045 | 6.97 |

The following variable, AALTMDE, indicates whether an adult reported seeing or talking to an alternative service professional about MDE in the past year. Adults were classified as having seen or talked to an alternative service professional, AALTMDE=1, if they reported seeing or talking to any of the following professionals: religious or spiritual advisor (ARELMDE=1); or herbalist, chiropractor, acupuncturist, or massage therapist (AHBCHMDE=1). Respondents were classified as having not seen or talked to an alternative service professional, AALTMDE=0, if they reported not seeing or talking to all of the professionals listed above (source variable=0).

(AHBCHMDE, ARELMDE)
AALTMDE Len : 1 RC-ADULT: SAW/TALK TO ALT SERV PROF ABT DEPRS FEELINGS IN PY

| | Freq | Pct |
|---|-------|-------|
| . = Aged 12-17/Unknown (Otherwise)..... | 48995 | 84.42 |
| 0 = No (See comment above)..... | 8456 | 14.57 |
| 1 = Yes (See comment above) | 583 | 1.00 |

YOUTH MENTAL HEALTH SERVICE UTILIZATION

YOUTH MENTAL HEALTH SERVICE UTILIZATION

The values in this section may be inconsistent with values for variables in other sections of the interview. Items in this section were edited when respondents legitimately skipped out of these items based on prior answers in earlier sections. Otherwise, variables in one section of the interview generally were not edited to make them consistent with variables in another section of the interview. This note applies to variables in this section marked by a¹.

These next questions are about treatment and counseling for problems with your behaviors or emotions that were not caused by alcohol or drugs.

During the past 12 months, have you stayed overnight or longer in any type of hospital to receive treatment or counseling for emotional or behavioral problems that were not caused by alcohol or drugs?

(YSU01)

YUHOSPYR¹

Len : 2 STAY OVNT IN HOSP FOR EMOT TRMT PST 12 MOS

| | Freq | Pct |
|---------------------------------------|-------|-------|
| 1 = Yes..... | 247 | 0.43 |
| 2 = No..... | 10358 | 17.85 |
| 85 = BAD DATA Logically assigned..... | 9 | 0.02 |
| 94 = DON'T KNOW..... | 67 | 0.12 |
| 97 = REFUSED..... | 33 | 0.06 |
| 98 = BLANK (NO ANSWER)..... | 29 | 0.05 |
| 99 = LEGITIMATE SKIP..... | 47291 | 81.49 |

During the past 12 months, how many nights altogether did you stay in a hospital to receive treatment or counseling for emotional or behavioral problems that were not caused by alcohol or drugs?

(YSU02)

YUHOSPN2¹

Len : 3 # NIGHTS STAYED IN HOSP FOR EMOT TRMT PST 12 MOS

| | Freq | Pct |
|--|-------|-------|
| RANGE = 1 - 30..... | 215 | 0.37 |
| 31 = 31 or more..... | 9 | 0.02 |
| 985 = BAD DATA Logically assigned..... | 8 | 0.01 |
| 994 = DON'T KNOW..... | 17 | 0.03 |
| 997 = REFUSED..... | 39 | 0.07 |
| 998 = BLANK (NO ANSWER)..... | 97 | 0.17 |
| 999 = LEGITIMATE SKIP..... | 57649 | 99.34 |

(YSU03)

YUHODEPR¹

Len : 2 STAYED IN HOSP BEC YOU FELT DEPRESSED

| | Freq | Pct |
|-------------------------------|-------|-------|
| 1 = Response entered..... | 120 | 0.21 |
| 6 = Response not entered..... | 109 | 0.19 |
| 94 = DON'T KNOW..... | 8 | 0.01 |
| 97 = REFUSED..... | 43 | 0.07 |
| 98 = BLANK (NO ANSWER)..... | 105 | 0.18 |
| 99 = LEGITIMATE SKIP..... | 57649 | 99.34 |

(YSU03)

YUHOFEAR¹

Len : 2 STAYED IN HOSP BEC YOU FELT AFRAID/TENSE

| | Freq | Pct |
|-------------------------------|-------|-------|
| 1 = Response entered..... | 46 | 0.08 |
| 6 = Response not entered..... | 183 | 0.32 |
| 94 = DON'T KNOW..... | 8 | 0.01 |
| 97 = REFUSED..... | 43 | 0.07 |
| 98 = BLANK (NO ANSWER)..... | 105 | 0.18 |
| 99 = LEGITIMATE SKIP..... | 57649 | 99.34 |

(YSU03)

YUHOBKRU¹

Len : 2 STAYED IN HOSP BEC BREAKING RULES/ACTING OUT

| | Freq | Pct |
|--|-------|-------|
| 1 = Response entered..... | 33 | 0.06 |
| 3 = Response entered LOGICALLY ASSIGNED..... | 1 | 0.00 |
| 6 = Response not entered..... | 195 | 0.34 |
| 94 = DON'T KNOW..... | 8 | 0.01 |
| 97 = REFUSED..... | 43 | 0.07 |
| 98 = BLANK (NO ANSWER)..... | 105 | 0.18 |
| 99 = LEGITIMATE SKIP..... | 57649 | 99.34 |

YOUTH MENTAL HEALTH SERVICE UTILIZATION

(YSU03)
YUHOEATP¹

Len : 2 STAYED IN HOSP BEC YOU HAD EATING PROBS

| | Freq | Pct |
|--------------------------------|-------|-------|
| 1 = Response entered | 26 | 0.04 |
| 6 = Response not entered | 203 | 0.35 |
| 94 = DON'T KNOW | 8 | 0.01 |
| 97 = REFUSED | 43 | 0.07 |
| 98 = BLANK (NO ANSWER) | 105 | 0.18 |
| 99 = LEGITIMATE SKIP | 57649 | 99.34 |

What was the other emotional or behavioral problem for which you last stayed overnight in a hospital?

(YSU03A)
YUHOANGR¹

Len : 2 STAYED IN HOSP BEC HAD TRBLE CONTRLNG ANGER

| | Freq | Pct |
|--------------------------------|-------|-------|
| 1 = Response entered | 9 | 0.02 |
| 6 = Response not entered | 217 | 0.37 |
| 94 = DON'T KNOW | 9 | 0.02 |
| 97 = REFUSED | 45 | 0.08 |
| 98 = BLANK (NO ANSWER) | 105 | 0.18 |
| 99 = LEGITIMATE SKIP | 57649 | 99.34 |

(YSU03A)
YUHOFINITE¹

Len : 2 STAYED IN HOSP BEC HAD GOTTEN INTO PHYS FIGHTS

| | Freq | Pct |
|--------------------------------|-------|-------|
| 1 = Response entered | 1 | 0.00 |
| 6 = Response not entered | 225 | 0.39 |
| 94 = DON'T KNOW | 9 | 0.02 |
| 97 = REFUSED | 45 | 0.08 |
| 98 = BLANK (NO ANSWER) | 105 | 0.18 |
| 99 = LEGITIMATE SKIP | 57649 | 99.34 |

(YSU03A)
YUHOFMLY¹

Len : 2 STAYED IN HOSP BEC HAD PRBLMS AT HOME/FAMILY

| | Freq | Pct |
|--------------------------------|-------|-------|
| 1 = Response entered | 11 | 0.02 |
| 6 = Response not entered | 215 | 0.37 |
| 94 = DON'T KNOW | 9 | 0.02 |
| 97 = REFUSED | 45 | 0.08 |
| 98 = BLANK (NO ANSWER) | 105 | 0.18 |
| 99 = LEGITIMATE SKIP | 57649 | 99.34 |

(YSU03A)
YUHOFRND¹

Len : 2 STAYED IN HOSP BEC HAD PRBLMS WITH FRIENDS

| | Freq | Pct |
|--------------------------------|-------|-------|
| 1 = Response entered | 5 | 0.01 |
| 6 = Response not entered | 221 | 0.38 |
| 94 = DON'T KNOW | 9 | 0.02 |
| 97 = REFUSED | 45 | 0.08 |
| 98 = BLANK (NO ANSWER) | 105 | 0.18 |
| 99 = LEGITIMATE SKIP | 57649 | 99.34 |

(YSU03A)
YUHOOTPP¹

Len : 2 STAYED IN HOSP BEC HAD PRBLMS WITH OTHERS

| | Freq | Pct |
|--------------------------------|-------|-------|
| 1 = Response entered | 3 | 0.01 |
| 6 = Response not entered | 223 | 0.38 |
| 94 = DON'T KNOW | 9 | 0.02 |
| 97 = REFUSED | 45 | 0.08 |
| 98 = BLANK (NO ANSWER) | 105 | 0.18 |
| 99 = LEGITIMATE SKIP | 57649 | 99.34 |

YOUTH MENTAL HEALTH SERVICE UTILIZATION

(YSU03A)
YUHOSCHL¹

| | | |
|---|-------------|------------|
| Len : 2 STAYED IN HOSP BEC HAD PRBLMS AT SCHOOL | | |
| | Freq | Pct |
| 1 = Response entered | 12 | 0.02 |
| 6 = Response not entered | 214 | 0.37 |
| 94 = DON'T KNOW | 9 | 0.02 |
| 97 = REFUSED | 45 | 0.08 |
| 98 = BLANK (NO ANSWER) | 105 | 0.18 |
| 99 = LEGITIMATE SKIP | 57649 | 99.34 |

(YSU03, YSU03A)
YUHOSOR¹

| | | |
|--|-------------|------------|
| Len : 2 STAYED IN HOSP FOR SOME OTHER REASON | | |
| | Freq | Pct |
| 1 = Response entered | 54 | 0.09 |
| 6 = Response not entered | 175 | 0.30 |
| 94 = DON'T KNOW | 8 | 0.01 |
| 97 = REFUSED | 43 | 0.07 |
| 98 = BLANK (NO ANSWER) | 105 | 0.18 |
| 99 = LEGITIMATE SKIP | 57649 | 99.34 |

During the past 12 months, did you stay overnight or longer in a residential treatment center to receive treatment or counseling for emotional or behavioral problems that were not caused by alcohol or drugs?

(YSU04)
YURSIDYR¹

| | | |
|--|-------------|------------|
| Len : 2 STAYED IN RESID CTR FOR EMOT TRMT PST 12 MOS | | |
| | Freq | Pct |
| 1 = Yes | 138 | 0.24 |
| 2 = No | 10463 | 18.03 |
| 85 = BAD DATA Logically assigned | 9 | 0.02 |
| 94 = DON'T KNOW | 68 | 0.12 |
| 97 = REFUSED | 36 | 0.06 |
| 98 = BLANK (NO ANSWER) | 29 | 0.05 |
| 99 = LEGITIMATE SKIP | 47291 | 81.49 |

During the past 12 months, how many nights altogether did you stay in a residential treatment center to receive treatment for emotional or behavioral problems that were not caused by alcohol or drugs?

(YSU05)
YURSIDN2¹

| | | |
|--|-------------|------------|
| Len : 3 # NIGHTS IN RESID CTR FOR EMOT TRMT PST 12 MOS | | |
| | Freq | Pct |
| RANGE = 1 - 30 | 116 | 0.20 |
| 31 = 31 or more | 12 | 0.02 |
| 985 = BAD DATA Logically assigned | 9 | 0.02 |
| 994 = DON'T KNOW | 7 | 0.01 |
| 997 = REFUSED | 39 | 0.07 |
| 998 = BLANK (NO ANSWER) | 97 | 0.17 |
| 999 = LEGITIMATE SKIP | 57754 | 99.52 |

(YSU06)
YURSIDEPR¹

| | | |
|--|-------------|------------|
| Len : 2 STAYED IN RESID CTR BEC YOU FELT DEPRESSED | | |
| | Freq | Pct |
| 1 = Response entered | 76 | 0.13 |
| 6 = Response not entered | 58 | 0.10 |
| 94 = DON'T KNOW | 3 | 0.01 |
| 97 = REFUSED | 37 | 0.06 |
| 98 = BLANK (NO ANSWER) | 106 | 0.18 |
| 99 = LEGITIMATE SKIP | 57754 | 99.52 |

(YSU06)
YURSFEAR¹

| | | |
|---|-------------|------------|
| Len : 2 STAYED IN RESID CTR BEC YOU FELT AFRAID/TENSE | | |
| | Freq | Pct |
| 1 = Response entered | 30 | 0.05 |
| 3 = Response entered LOGICALLY ASSIGNED | 2 | 0.00 |
| 6 = Response not entered | 102 | 0.18 |
| 94 = DON'T KNOW | 3 | 0.01 |
| 97 = REFUSED | 37 | 0.06 |
| 98 = BLANK (NO ANSWER) | 106 | 0.18 |
| 99 = LEGITIMATE SKIP | 57754 | 99.52 |

YOUTH MENTAL HEALTH SERVICE UTILIZATION

(YSU06)
YURSBKRU¹

| | | |
|--|-------------|------------|
| Len : 2 STAYED IN RESID CTR BEC BRKING RULES/ACT OUT | | |
| | Freq | Pct |
| 1 = Response entered | 23 | 0.04 |
| 6 = Response not entered | 111 | 0.19 |
| 94 = DON'T KNOW | 3 | 0.01 |
| 97 = REFUSED | 37 | 0.06 |
| 98 = BLANK (NO ANSWER) | 106 | 0.18 |
| 99 = LEGITIMATE SKIP | 57754 | 99.52 |

(YSU06)
YURSEATP¹

| | | |
|--|-------------|------------|
| Len : 2 STAYED IN RESID CTR BEC YOU HAD EATING PROBS | | |
| | Freq | Pct |
| 1 = Response entered | 18 | 0.03 |
| 6 = Response not entered | 116 | 0.20 |
| 94 = DON'T KNOW | 3 | 0.01 |
| 97 = REFUSED | 37 | 0.06 |
| 98 = BLANK (NO ANSWER) | 106 | 0.18 |
| 99 = LEGITIMATE SKIP | 57754 | 99.52 |

What was the other emotional or behavioral problem for which you last stayed overnight in a residential treatment center?

(YSU06A)
YURSANGR¹

| | | |
|--|-------------|------------|
| Len : 2 STAYED IN RESID CTR BEC HAD TRBLE CONTRLNG ANGER | | |
| | Freq | Pct |
| 1 = Response entered | 11 | 0.02 |
| 6 = Response not entered | 121 | 0.21 |
| 94 = DON'T KNOW | 4 | 0.01 |
| 97 = REFUSED | 38 | 0.07 |
| 98 = BLANK (NO ANSWER) | 106 | 0.18 |
| 99 = LEGITIMATE SKIP | 57754 | 99.52 |

(YSU06A)
YURSFITE¹

| | | |
|---|-------------|------------|
| Len : 2 STAYED IN RESID CTR BEC HAD GOTN INTO PHYS FIGHTS | | |
| | Freq | Pct |
| 1 = Response entered | 5 | 0.01 |
| 6 = Response not entered | 127 | 0.22 |
| 94 = DON'T KNOW | 4 | 0.01 |
| 97 = REFUSED | 38 | 0.07 |
| 98 = BLANK (NO ANSWER) | 106 | 0.18 |
| 99 = LEGITIMATE SKIP | 57754 | 99.52 |

(YSU06A)
YURSFMLY¹

| | | |
|---|-------------|------------|
| Len : 2 STAYED IN RESID CTR BEC HAD PRBLMS AT HOME/FAMILY | | |
| | Freq | Pct |
| 1 = Response entered | 9 | 0.02 |
| 6 = Response not entered | 123 | 0.21 |
| 94 = DON'T KNOW | 4 | 0.01 |
| 97 = REFUSED | 38 | 0.07 |
| 98 = BLANK (NO ANSWER) | 106 | 0.18 |
| 99 = LEGITIMATE SKIP | 57754 | 99.52 |

(YSU06A)
YURSFRRND¹

| | | |
|---|-------------|------------|
| Len : 2 STAYED IN RESID CTR BEC HAD PRBLMS WITH FRIENDS | | |
| | Freq | Pct |
| 1 = Response entered | 5 | 0.01 |
| 6 = Response not entered | 127 | 0.22 |
| 94 = DON'T KNOW | 4 | 0.01 |
| 97 = REFUSED | 38 | 0.07 |
| 98 = BLANK (NO ANSWER) | 106 | 0.18 |
| 99 = LEGITIMATE SKIP | 57754 | 99.52 |

YOUTH MENTAL HEALTH SERVICE UTILIZATION

(YSU06A)
YURSOTPP¹

Len : 2 STAYED IN RESID CTR BEC HAD PRBLMS WITH OTHERS

| | Freq | Pct |
|--------------------------------|-------|-------|
| 1 = Response entered | 5 | 0.01 |
| 6 = Response not entered | 127 | 0.22 |
| 94 = DON'T KNOW | 4 | 0.01 |
| 97 = REFUSED | 38 | 0.07 |
| 98 = BLANK (NO ANSWER) | 106 | 0.18 |
| 99 = LEGITIMATE SKIP..... | 57754 | 99.52 |

(YSU06A)
YURSSCHL¹

Len : 2 STAYED IN RESID CTR BEC HAD PRBLMS AT SCHOOL

| | Freq | Pct |
|--------------------------------|-------|-------|
| 1 = Response entered | 5 | 0.01 |
| 6 = Response not entered | 127 | 0.22 |
| 94 = DON'T KNOW | 4 | 0.01 |
| 97 = REFUSED | 38 | 0.07 |
| 98 = BLANK (NO ANSWER) | 106 | 0.18 |
| 99 = LEGITIMATE SKIP..... | 57754 | 99.52 |

(YSU06, YSU06A)
YURSSOR¹

Len : 2 STAYED IN RESID CTR FOR SOME OTHER REASON

| | Freq | Pct |
|--------------------------------|-------|-------|
| 1 = Response entered | 20 | 0.03 |
| 6 = Response not entered | 114 | 0.20 |
| 94 = DON'T KNOW | 3 | 0.01 |
| 97 = REFUSED | 37 | 0.06 |
| 98 = BLANK (NO ANSWER) | 106 | 0.18 |
| 99 = LEGITIMATE SKIP..... | 57754 | 99.52 |

During the past 12 months, did you stay overnight or longer in foster care or in a therapeutic foster care home because you had emotional or behavioral problems that were not caused by alcohol or drugs?

(YSU07)
YUFCARYR¹

Len : 2 SPENT TIME IN FOST CARE FOR EMOT PROB PST 12 MOS

| | Freq | Pct |
|---------------------------------------|-------|-------|
| 1 = Yes..... | 37 | 0.06 |
| 2 = No..... | 10568 | 18.21 |
| 85 = BAD DATA Logically assigned..... | 9 | 0.02 |
| 94 = DON'T KNOW | 64 | 0.11 |
| 97 = REFUSED | 36 | 0.06 |
| 98 = BLANK (NO ANSWER) | 29 | 0.05 |
| 99 = LEGITIMATE SKIP..... | 47291 | 81.49 |

During the past 12 months, how many nights altogether did you stay in foster care or in a therapeutic foster care home because you had emotional or behavioral problems that were not caused by alcohol or drugs?

(YSU08)
YUFCARN²

Len : 3 # NIGHTS IN FOST CARE FOR EMOT PROB PST 12 MOS

| | Freq | Pct |
|---|-------|-------|
| RANGE = 1 - 29 | 27 | 0.05 |
| 31 = 31 or more..... | 4 | 0.01 |
| 985 = BAD DATA Logically assigned | 8 | 0.01 |
| 994 = DON'T KNOW | 4 | 0.01 |
| 997 = REFUSED | 38 | 0.07 |
| 998 = BLANK (NO ANSWER)..... | 94 | 0.16 |
| 999 = LEGITIMATE SKIP..... | 57859 | 99.70 |

(YSU09)
YUFCDEPR¹

Len : 2 STAYED IN FOST CARE BEC YOU FELT DEPRESSED

| | Freq | Pct |
|--|-------|-------|
| 1 = Response entered | 7 | 0.01 |
| 6 = Response not entered | 27 | 0.05 |
| 85 = BAD DATA Logically assigned | 1 | 0.00 |
| 94 = DON'T KNOW | 2 | 0.00 |
| 97 = REFUSED | 37 | 0.06 |
| 98 = BLANK (NO ANSWER) | 101 | 0.17 |
| 99 = LEGITIMATE SKIP..... | 57859 | 99.70 |

YOUTH MENTAL HEALTH SERVICE UTILIZATION

(YSU09)
YUFCFEAR¹

| | | | |
|---------|---|-------------|------------|
| Len : 2 | STAYED IN FOST CARE BEC YOU FELT AFRAID/TENSE | | |
| | | Freq | Pct |
| | 1 = Response entered | 3 | 0.01 |
| | 6 = Response not entered | 31 | 0.05 |
| | 94 = DON'T KNOW | 2 | 0.00 |
| | 97 = REFUSED | 37 | 0.06 |
| | 98 = BLANK (NO ANSWER) | 102 | 0.18 |
| | 99 = LEGITIMATE SKIP..... | 57859 | 99.70 |

(YSU09)
YUFCBKRU¹

| | | | |
|---------|--|-------------|------------|
| Len : 2 | STAYED IN FOST CARE BEC BRKING RULES/ACT OUT | | |
| | | Freq | Pct |
| | 1 = Response entered | 4 | 0.01 |
| | 6 = Response not entered | 30 | 0.05 |
| | 94 = DON'T KNOW | 2 | 0.00 |
| | 97 = REFUSED | 37 | 0.06 |
| | 98 = BLANK (NO ANSWER) | 102 | 0.18 |
| | 99 = LEGITIMATE SKIP..... | 57859 | 99.70 |

(YSU09)
YUFCEATP¹

| | | | |
|---------|--|-------------|------------|
| Len : 2 | STAYED IN FOST CARE BEC YOU HAD EATING PROBS | | |
| | | Freq | Pct |
| | 1 = Response entered | 1 | 0.00 |
| | 6 = Response not entered | 33 | 0.06 |
| | 94 = DON'T KNOW | 2 | 0.00 |
| | 97 = REFUSED | 37 | 0.06 |
| | 98 = BLANK (NO ANSWER) | 102 | 0.18 |
| | 99 = LEGITIMATE SKIP..... | 57859 | 99.70 |

What was the other emotional or behavioral problem for which you last stayed overnight or longer in foster care or a therapeutic foster care home?

(YSU09A)
YUFCANGR¹

| | | | |
|---------|--|-------------|------------|
| Len : 2 | STAYED IN FOST CARE BEC HAD TRBLE CONTRLNG ANGER | | |
| | | Freq | Pct |
| | 6 = Response not entered | 34 | 0.06 |
| | 94 = DON'T KNOW | 2 | 0.00 |
| | 97 = REFUSED | 37 | 0.06 |
| | 98 = BLANK (NO ANSWER) | 102 | 0.18 |
| | 99 = LEGITIMATE SKIP..... | 57859 | 99.70 |

(YSU09A)
YUFCFITE¹

| | | | |
|---------|---|-------------|------------|
| Len : 2 | STAYED IN FOST CARE BEC HAD GOTN INTO PHYS FIGHTS | | |
| | | Freq | Pct |
| | 6 = Response not entered | 34 | 0.06 |
| | 94 = DON'T KNOW | 2 | 0.00 |
| | 97 = REFUSED | 37 | 0.06 |
| | 98 = BLANK (NO ANSWER) | 102 | 0.18 |
| | 99 = LEGITIMATE SKIP..... | 57859 | 99.70 |

(YSU09A)
YUFCFMLY¹

| | | | |
|---------|---|-------------|------------|
| Len : 2 | STAYED IN FOST CARE BEC HAD PRBLMS AT HOME/FAMILY | | |
| | | Freq | Pct |
| | 1 = Response entered | 3 | 0.01 |
| | 3 = Response entered LOGICALLY ASSIGNED | 1 | 0.00 |
| | 6 = Response not entered | 30 | 0.05 |
| | 94 = DON'T KNOW | 2 | 0.00 |
| | 97 = REFUSED | 37 | 0.06 |
| | 98 = BLANK (NO ANSWER) | 102 | 0.18 |
| | 99 = LEGITIMATE SKIP..... | 57859 | 99.70 |

YOUTH MENTAL HEALTH SERVICE UTILIZATION

(YSU09A)
YUFCFRND¹

| | | |
|---|-------------|------------|
| Len : 2 STAYED IN FOST CARE BEC HAD PRBLMS WITH FRIENDS | | |
| | Freq | Pct |
| 6 = Response not entered | 34 | 0.06 |
| 94 = DON'T KNOW | 2 | 0.00 |
| 97 = REFUSED | 37 | 0.06 |
| 98 = BLANK (NO ANSWER) | 102 | 0.18 |
| 99 = LEGITIMATE SKIP | 57859 | 99.70 |

(YSU09A)
YUFCOTPP¹

| | | |
|--|-------------|------------|
| Len : 2 STAYED IN FOST CARE BEC HAD PRBLMS WITH OTHERS | | |
| | Freq | Pct |
| 6 = Response not entered | 34 | 0.06 |
| 94 = DON'T KNOW | 2 | 0.00 |
| 97 = REFUSED | 37 | 0.06 |
| 98 = BLANK (NO ANSWER) | 102 | 0.18 |
| 99 = LEGITIMATE SKIP | 57859 | 99.70 |

(YSU09A)
YUFCSCHL¹

| | | |
|--|-------------|------------|
| Len : 2 STAYED IN FOST CARE BEC HAD PRBLMS AT SCHOOL | | |
| | Freq | Pct |
| 6 = Response not entered | 34 | 0.06 |
| 94 = DON'T KNOW | 2 | 0.00 |
| 97 = REFUSED | 37 | 0.06 |
| 98 = BLANK (NO ANSWER) | 102 | 0.18 |
| 99 = LEGITIMATE SKIP | 57859 | 99.70 |

(YSU09, YSU09A)
YUFCSOR¹

| | | |
|---|-------------|------------|
| Len : 2 STAYED IN FOST CARE FOR SOME OTHER REASON | | |
| | Freq | Pct |
| 1 = Response entered | 9 | 0.02 |
| 6 = Response not entered | 25 | 0.04 |
| 94 = DON'T KNOW | 2 | 0.00 |
| 97 = REFUSED | 37 | 0.06 |
| 98 = BLANK (NO ANSWER) | 102 | 0.18 |
| 99 = LEGITIMATE SKIP | 57859 | 99.70 |

During the past 12 months, did you receive treatment or counseling at a partial day hospital or day treatment program because you had problems with your behavior or emotions that were not caused by alcohol or drugs?

(YSU10)
YUDYTXYL¹

| | | |
|---|-------------|------------|
| Len : 2 SPENT TIME IN DAY TRMT PROG PAST 12 MOS | | |
| | Freq | Pct |
| 1 = Yes | 184 | 0.32 |
| 2 = No | 10401 | 17.92 |
| 85 = BAD DATA Logically assigned | 9 | 0.02 |
| 94 = DON'T KNOW | 80 | 0.14 |
| 97 = REFUSED | 39 | 0.07 |
| 98 = BLANK (NO ANSWER) | 30 | 0.05 |
| 99 = LEGITIMATE SKIP | 47291 | 81.49 |

During the past 12 months, how many times did you visit a partial day hospital or day treatment program because you had emotional or behavioral problems that were not caused by alcohol or drugs?

(YSU11)
YUDYTXN2¹

| | | |
|---|-------------|------------|
| Len : 3 # TIMES VISITED DAY TRMT PROG PAST 12 MOS | | |
| | Freq | Pct |
| RANGE = 1 - 30 | 149 | 0.26 |
| 31 = 31 or more | 11 | 0.02 |
| 985 = BAD DATA Logically assigned | 8 | 0.01 |
| 994 = DON'T KNOW | 23 | 0.04 |
| 997 = REFUSED | 40 | 0.07 |
| 998 = BLANK (NO ANSWER) | 111 | 0.19 |
| 999 = LEGITIMATE SKIP | 57692 | 99.41 |

YOUTH MENTAL HEALTH SERVICE UTILIZATION

(YSU12)
YUDYDEPR¹

| Len : 2 VISITED DAY TRMT BEC YOU FELT DEPRESSED | | Freq | Pct |
|---|--|-------|-------|
| 1 = Response entered | | 112 | 0.19 |
| 6 = Response not entered | | 63 | 0.11 |
| 94 = DON'T KNOW | | 6 | 0.01 |
| 97 = REFUSED | | 42 | 0.07 |
| 98 = BLANK (NO ANSWER) | | 119 | 0.21 |
| 99 = LEGITIMATE SKIP | | 57692 | 99.41 |

(YSU12)
YUDYFEAR¹

| Len : 2 VISITED DAY TRMT BEC YOU FELT AFRAID/TENSE | | Freq | Pct |
|--|--|-------|-------|
| 1 = Response entered | | 45 | 0.08 |
| 3 = Response entered LOGICALLY ASSIGNED | | 9 | 0.02 |
| 6 = Response not entered | | 121 | 0.21 |
| 94 = DON'T KNOW | | 6 | 0.01 |
| 97 = REFUSED | | 42 | 0.07 |
| 98 = BLANK (NO ANSWER) | | 119 | 0.21 |
| 99 = LEGITIMATE SKIP | | 57692 | 99.41 |

(YSU12)
YUDYBKRU¹

| Len : 2 VISITED DAY TRMT BEC BRKING RULES/ACT OUT | | Freq | Pct |
|---|--|-------|-------|
| 1 = Response entered | | 24 | 0.04 |
| 6 = Response not entered | | 151 | 0.26 |
| 94 = DON'T KNOW | | 6 | 0.01 |
| 97 = REFUSED | | 42 | 0.07 |
| 98 = BLANK (NO ANSWER) | | 119 | 0.21 |
| 99 = LEGITIMATE SKIP | | 57692 | 99.41 |

(YSU12)
YUDYEATP¹

| Len : 2 VISITED DAY TRMT BEC YOU HAD EATING PROBS | | Freq | Pct |
|---|--|-------|-------|
| 1 = Response entered | | 33 | 0.06 |
| 6 = Response not entered | | 142 | 0.24 |
| 94 = DON'T KNOW | | 6 | 0.01 |
| 97 = REFUSED | | 42 | 0.07 |
| 98 = BLANK (NO ANSWER) | | 119 | 0.21 |
| 99 = LEGITIMATE SKIP | | 57692 | 99.41 |

What was the other emotional or behavioral problem for which you last visited a partial day hospital or day treatment program?

(YSU12A)
YUDYANGR¹

| Len : 2 VISITED DAY TRMT BEC HAD TRBLE CONTRLNG ANGER | | Freq | Pct |
|---|--|-------|-------|
| 1 = Response entered | | 16 | 0.03 |
| 6 = Response not entered | | 158 | 0.27 |
| 94 = DON'T KNOW | | 7 | 0.01 |
| 97 = REFUSED | | 42 | 0.07 |
| 98 = BLANK (NO ANSWER) | | 119 | 0.21 |
| 99 = LEGITIMATE SKIP | | 57692 | 99.41 |

(YSU12A)
YUDYFITE¹

| Len : 2 VISITED DAY TRMT BEC HAD GOTTN INTO PHYS FIGHTS | | Freq | Pct |
|---|--|-------|-------|
| 1 = Response entered | | 2 | 0.00 |
| 6 = Response not entered | | 172 | 0.30 |
| 94 = DON'T KNOW | | 7 | 0.01 |
| 97 = REFUSED | | 42 | 0.07 |
| 98 = BLANK (NO ANSWER) | | 119 | 0.21 |
| 99 = LEGITIMATE SKIP | | 57692 | 99.41 |

YOUTH MENTAL HEALTH SERVICE UTILIZATION

(YSU12A)
YUDYFMLY¹

Len : 2 VISITED DAY TRMT BEC HAD PRBLMS AT HOME/FAMILY

| | Freq | Pct |
|---|-------|-------|
| 1 = Response entered | 13 | 0.02 |
| 3 = Response entered LOGICALLY ASSIGNED | 1 | 0.00 |
| 6 = Response not entered | 160 | 0.28 |
| 94 = DON'T KNOW | 7 | 0.01 |
| 97 = REFUSED | 42 | 0.07 |
| 98 = BLANK (NO ANSWER) | 119 | 0.21 |
| 99 = LEGITIMATE SKIP | 57692 | 99.41 |

(YSU12A)
YUDYFRND¹

Len : 2 VISITED DAY TRMT BEC HAD PRBLMS WITH FRIENDS

| | Freq | Pct |
|--------------------------------|-------|-------|
| 1 = Response entered | 13 | 0.02 |
| 6 = Response not entered | 161 | 0.28 |
| 94 = DON'T KNOW | 7 | 0.01 |
| 97 = REFUSED | 42 | 0.07 |
| 98 = BLANK (NO ANSWER) | 119 | 0.21 |
| 99 = LEGITIMATE SKIP | 57692 | 99.41 |

(YSU12A)
YUDYOTPP¹

Len : 2 VISITED DAY TRMT BEC HAD PRBLMS WITH OTHERS

| | Freq | Pct |
|---|-------|-------|
| 1 = Response entered | 9 | 0.02 |
| 3 = Response entered LOGICALLY ASSIGNED | 1 | 0.00 |
| 6 = Response not entered | 164 | 0.28 |
| 94 = DON'T KNOW | 7 | 0.01 |
| 97 = REFUSED | 42 | 0.07 |
| 98 = BLANK (NO ANSWER) | 119 | 0.21 |
| 99 = LEGITIMATE SKIP | 57692 | 99.41 |

(YSU12A)
YUDYSCHL¹

Len : 2 VISITED DAY TRMT BEC HAD PRBLMS AT SCHOOL

| | Freq | Pct |
|--------------------------------|-------|-------|
| 1 = Response entered | 14 | 0.02 |
| 6 = Response not entered | 160 | 0.28 |
| 94 = DON'T KNOW | 7 | 0.01 |
| 97 = REFUSED | 42 | 0.07 |
| 98 = BLANK (NO ANSWER) | 119 | 0.21 |
| 99 = LEGITIMATE SKIP | 57692 | 99.41 |

(YSU12, YSU12A)
YUDYSOR¹

Len : 2 VISITED DAY TRMT FOR SOME OTHER REASON

| | Freq | Pct |
|--------------------------------|-------|-------|
| 1 = Response entered | 44 | 0.08 |
| 6 = Response not entered | 131 | 0.23 |
| 94 = DON'T KNOW | 6 | 0.01 |
| 97 = REFUSED | 42 | 0.07 |
| 98 = BLANK (NO ANSWER) | 119 | 0.21 |
| 99 = LEGITIMATE SKIP | 57692 | 99.41 |

During the past 12 months, did you receive treatment or counseling at a mental health clinic or center because you had problems with your behavior or emotions that were not caused by alcohol or drugs?

(YSU13)
YUMHCRYR¹

Len : 2 RCVD EMOT TRMT IN MENT HLTH CLNC PST 12 MOS

| | Freq | Pct |
|--|-------|-------|
| 1 = Yes..... | 550 | 0.95 |
| 2 = No..... | 10022 | 17.27 |
| 85 = BAD DATA Logically assigned | 9 | 0.02 |
| 94 = DON'T KNOW | 94 | 0.16 |
| 97 = REFUSED | 38 | 0.07 |
| 98 = BLANK (NO ANSWER) | 30 | 0.05 |
| 99 = LEGITIMATE SKIP | 47291 | 81.49 |

YOUTH MENTAL HEALTH SERVICE UTILIZATION

During the past 12 months, how many times did you visit a mental health clinic or center to receive treatment or counseling because you had emotional or behavioral problems that were not caused by alcohol or drugs?

(YSU14)

YUMHCRN2¹

Len : 3 # TIMES VISITED MENT HLTH CLNC PST 12 MOS

| | Freq | Pct |
|---|-------|-------|
| RANGE = 1 - 30 | 455 | 0.78 |
| 31 = 31 or more | 45 | 0.08 |
| 985 = BAD DATA Logically assigned | 7 | 0.01 |
| 994 = DON'T KNOW | 46 | 0.08 |
| 997 = REFUSED | 42 | 0.07 |
| 998 = BLANK (NO ANSWER) | 126 | 0.22 |
| 999 = LEGITIMATE SKIP | 57313 | 98.76 |

(YSU15)

YUMHDEPR¹

Len : 2 VISITED MH CLNC BEC YOU FELT DEPRESSED

| | Freq | Pct |
|--------------------------------|-------|-------|
| 1 = Response entered | 385 | 0.66 |
| 6 = Response not entered | 152 | 0.26 |
| 94 = DON'T KNOW | 5 | 0.01 |
| 97 = REFUSED | 46 | 0.08 |
| 98 = BLANK (NO ANSWER) | 133 | 0.23 |
| 99 = LEGITIMATE SKIP | 57313 | 98.76 |

(YSU15)

YUMHFEAR¹

Len : 2 VISITED MH CLNC BEC YOU FELT AFRAID/TENSE

| | Freq | Pct |
|---|-------|-------|
| 1 = Response entered | 207 | 0.36 |
| 3 = Response entered LOGICALLY ASSIGNED | 19 | 0.03 |
| 6 = Response not entered | 311 | 0.54 |
| 94 = DON'T KNOW | 5 | 0.01 |
| 97 = REFUSED | 46 | 0.08 |
| 98 = BLANK (NO ANSWER) | 133 | 0.23 |
| 99 = LEGITIMATE SKIP | 57313 | 98.76 |

(YSU15)

YUMHBKRU¹

Len : 2 VISITED MH CLNC BEC BREAKING RULES/ACTING OUT

| | Freq | Pct |
|---|-------|-------|
| 1 = Response entered | 69 | 0.12 |
| 3 = Response entered LOGICALLY ASSIGNED | 2 | 0.00 |
| 6 = Response not entered | 466 | 0.80 |
| 94 = DON'T KNOW | 5 | 0.01 |
| 97 = REFUSED | 46 | 0.08 |
| 98 = BLANK (NO ANSWER) | 133 | 0.23 |
| 99 = LEGITIMATE SKIP | 57313 | 98.76 |

(YSU15)

YUMHEATP¹

Len : 2 VISITED MH CLNC BEC YOU HAD EATING PROBS

| | Freq | Pct |
|--------------------------------|-------|-------|
| 1 = Response entered | 116 | 0.20 |
| 6 = Response not entered | 421 | 0.73 |
| 94 = DON'T KNOW | 5 | 0.01 |
| 97 = REFUSED | 46 | 0.08 |
| 98 = BLANK (NO ANSWER) | 133 | 0.23 |
| 99 = LEGITIMATE SKIP | 57313 | 98.76 |

What was the other emotional or behavioral problem for which you last visited a mental health clinic or center?

(YSU15A)

YUMHANGR¹

Len : 2 VISITED MH CLNC BEC HAD TRBLE CONTRLNG ANGER

| | Freq | Pct |
|--------------------------------|-------|-------|
| 1 = Response entered | 57 | 0.10 |
| 6 = Response not entered | 478 | 0.82 |
| 94 = DON'T KNOW | 6 | 0.01 |
| 97 = REFUSED | 47 | 0.08 |
| 98 = BLANK (NO ANSWER) | 133 | 0.23 |
| 99 = LEGITIMATE SKIP | 57313 | 98.76 |

YOUTH MENTAL HEALTH SERVICE UTILIZATION

(YSU15A)
YUMHFITE¹

| | | |
|--|-------------|------------|
| Len : 2 VISITE MH CLNC BEC HAD GOTTEN INTO PHYS FIGHTS | | |
| | Freq | Pct |
| 1 = Response entered | 3 | 0.01 |
| 6 = Response not entered | 532 | 0.92 |
| 94 = DON'T KNOW | 6 | 0.01 |
| 97 = REFUSED | 47 | 0.08 |
| 98 = BLANK (NO ANSWER) | 133 | 0.23 |
| 99 = LEGITIMATE SKIP | 57313 | 98.76 |

(YSU15A)
YUMHFMLY¹

| | | |
|---|-------------|------------|
| Len : 2 VISITED MH CLNC BEC HAD PRBLMS AT HOME/FAMILY | | |
| | Freq | Pct |
| 1 = Response entered | 92 | 0.16 |
| 6 = Response not entered | 443 | 0.76 |
| 94 = DON'T KNOW | 6 | 0.01 |
| 97 = REFUSED | 47 | 0.08 |
| 98 = BLANK (NO ANSWER) | 133 | 0.23 |
| 99 = LEGITIMATE SKIP | 57313 | 98.76 |

(YSU15A)
YUMHFRND¹

| | | |
|---|-------------|------------|
| Len : 2 VISITED MH CLNC BEC HAD PRBLMS WITH FRIENDS | | |
| | Freq | Pct |
| 1 = Response entered | 49 | 0.08 |
| 6 = Response not entered | 486 | 0.84 |
| 94 = DON'T KNOW | 6 | 0.01 |
| 97 = REFUSED | 47 | 0.08 |
| 98 = BLANK (NO ANSWER) | 133 | 0.23 |
| 99 = LEGITIMATE SKIP | 57313 | 98.76 |

(YSU15A)
YUMHOTPP¹

| | | |
|--|-------------|------------|
| Len : 2 VISITED MH CLNC BEC HAD PRBLMS WITH OTHERS | | |
| | Freq | Pct |
| 1 = Response entered | 35 | 0.06 |
| 3 = Response entered LOGICALLY ASSIGNED | 2 | 0.00 |
| 6 = Response not entered | 498 | 0.86 |
| 94 = DON'T KNOW | 6 | 0.01 |
| 97 = REFUSED | 47 | 0.08 |
| 98 = BLANK (NO ANSWER) | 133 | 0.23 |
| 99 = LEGITIMATE SKIP | 57313 | 98.76 |

(YSU15A)
YUMHSCHL¹

| | | |
|--|-------------|------------|
| Len : 2 VISITED MH CLNC BEC HAD PRBLMS AT SCHOOL | | |
| | Freq | Pct |
| 1 = Response entered | 70 | 0.12 |
| 3 = Response entered LOGICALLY ASSIGNED | 1 | 0.00 |
| 6 = Response not entered | 464 | 0.80 |
| 94 = DON'T KNOW | 6 | 0.01 |
| 97 = REFUSED | 47 | 0.08 |
| 98 = BLANK (NO ANSWER) | 133 | 0.23 |
| 99 = LEGITIMATE SKIP | 57313 | 98.76 |

(YSU15, YSU15A)
YUMHSOR¹

| | | |
|---|-------------|------------|
| Len : 2 VISITED MH CLNC FOR SOME OTHER REASON | | |
| | Freq | Pct |
| 1 = Response entered | 149 | 0.26 |
| 6 = Response not entered | 388 | 0.67 |
| 94 = DON'T KNOW | 5 | 0.01 |
| 97 = REFUSED | 46 | 0.08 |
| 98 = BLANK (NO ANSWER) | 133 | 0.23 |
| 99 = LEGITIMATE SKIP | 57313 | 98.76 |

YOUTH MENTAL HEALTH SERVICE UTILIZATION

During the past 12 months, did you receive treatment or counseling from a private therapist, psychologist, psychiatrist, social worker, or counselor for emotional or behavioral problems that were not caused by alcohol or drugs?

(YSU16)

YUTPSTYR¹

Len : 2 RCVD EMOT TRMT FROM THERAPIST PST 12 MOS

| | Freq | Pct |
|---------------------------------------|-------|-------|
| 1 = Yes..... | 1635 | 2.82 |
| 2 = No..... | 8926 | 15.38 |
| 85 = BAD DATA Logically assigned..... | 9 | 0.02 |
| 94 = DON'T KNOW..... | 97 | 0.17 |
| 97 = REFUSED..... | 45 | 0.08 |
| 98 = BLANK (NO ANSWER)..... | 31 | 0.05 |
| 99 = LEGITIMATE SKIP..... | 47291 | 81.49 |

During the past 12 months, how many times did you receive treatment or counseling from a private therapist, psychologist, psychiatrist, social worker, or counselor for emotional or behavioral problems that were not caused by alcohol or drugs?

(YSU17)

YUTPSTN2¹

Len : 3 # TIMES VISITED THERAPIST PAST 12 MONTHS

| | Freq | Pct |
|--|-------|-------|
| RANGE = 1 - 30..... | 1288 | 2.22 |
| 31 = 31 or more..... | 164 | 0.28 |
| 985 = BAD DATA Logically assigned..... | 9 | 0.02 |
| 994 = DON'T KNOW..... | 173 | 0.30 |
| 997 = REFUSED..... | 55 | 0.09 |
| 998 = BLANK (NO ANSWER)..... | 128 | 0.22 |
| 999 = LEGITIMATE SKIP..... | 56217 | 96.87 |

(YSU18)

YUTPDEPR¹

Len : 2 VISITED THERAPIST BEC YOU FELT DEPRESSED

| | Freq | Pct |
|--|-------|-------|
| 1 = Response entered..... | 951 | 1.64 |
| 3 = Response entered LOGICALLY ASSIGNED..... | 1 | 0.00 |
| 6 = Response not entered..... | 642 | 1.11 |
| 85 = BAD DATA Logically assigned..... | 1 | 0.00 |
| 94 = DON'T KNOW..... | 19 | 0.03 |
| 97 = REFUSED..... | 67 | 0.12 |
| 98 = BLANK (NO ANSWER)..... | 136 | 0.23 |
| 99 = LEGITIMATE SKIP..... | 56217 | 96.87 |

(YSU18)

YUTPFEAR¹

Len : 2 VISITED THERAPIST BEC YOU FELT AFRAID/TENSE

| | Freq | Pct |
|--|-------|-------|
| 1 = Response entered..... | 539 | 0.93 |
| 3 = Response entered LOGICALLY ASSIGNED..... | 73 | 0.13 |
| 6 = Response not entered..... | 982 | 1.69 |
| 94 = DON'T KNOW..... | 19 | 0.03 |
| 97 = REFUSED..... | 67 | 0.12 |
| 98 = BLANK (NO ANSWER)..... | 137 | 0.24 |
| 99 = LEGITIMATE SKIP..... | 56217 | 96.87 |

(YSU18)

YUTPBKRU¹

Len : 2 VISITED THERAPIST BEC BRKING RULES/ACT OUT

| | Freq | Pct |
|--|-------|-------|
| 1 = Response entered..... | 204 | 0.35 |
| 3 = Response entered LOGICALLY ASSIGNED..... | 3 | 0.01 |
| 6 = Response not entered..... | 1387 | 2.39 |
| 94 = DON'T KNOW..... | 19 | 0.03 |
| 97 = REFUSED..... | 67 | 0.12 |
| 98 = BLANK (NO ANSWER)..... | 137 | 0.24 |
| 99 = LEGITIMATE SKIP..... | 56217 | 96.87 |

YOUTH MENTAL HEALTH SERVICE UTILIZATION

(YSU18)
YUTPEATP¹

| | | |
|--|-------------|------------|
| Len : 2 VISITED THERAPIST BEC YOU HAD EATING PROBS | | |
| | Freq | Pct |
| 1 = Response entered | 261 | 0.45 |
| 6 = Response not entered | 1333 | 2.30 |
| 94 = DON'T KNOW | 19 | 0.03 |
| 97 = REFUSED | 67 | 0.12 |
| 98 = BLANK (NO ANSWER) | 137 | 0.24 |
| 99 = LEGITIMATE SKIP..... | 56217 | 96.87 |

What was the other emotional or behavioral problem for which you last visited a private therapist, psychologist, psychiatrist, social worker or counselor?

(YSU18A)
YUTPANGR¹

| | | |
|--|-------------|------------|
| Len : 2 VISITED THERAPIST BEC HAD TRBLE CONTRLNG ANGER | | |
| | Freq | Pct |
| 1 = Response entered | 172 | 0.30 |
| 3 = Response entered LOGICALLY ASSIGNED | 2 | 0.00 |
| 6 = Response not entered | 1413 | 2.43 |
| 94 = DON'T KNOW | 24 | 0.04 |
| 97 = REFUSED | 69 | 0.12 |
| 98 = BLANK (NO ANSWER) | 137 | 0.24 |
| 99 = LEGITIMATE SKIP..... | 56217 | 96.87 |

(YSU18A)
YUTPFITE¹

| | | |
|---|-------------|------------|
| Len : 2 VISITED THERAPIST BEC HAD GOTN INTO PHYS FIGHTS | | |
| | Freq | Pct |
| 1 = Response entered | 21 | 0.04 |
| 6 = Response not entered | 1566 | 2.70 |
| 94 = DON'T KNOW | 24 | 0.04 |
| 97 = REFUSED | 69 | 0.12 |
| 98 = BLANK (NO ANSWER) | 137 | 0.24 |
| 99 = LEGITIMATE SKIP..... | 56217 | 96.87 |

(YSU18A)
YUTPFMLY¹

| | | |
|---|-------------|------------|
| Len : 2 VISITED THERAPIST BEC HAD PRBLMS AT HOME/FAMILY | | |
| | Freq | Pct |
| 1 = Response entered | 322 | 0.55 |
| 3 = Response entered LOGICALLY ASSIGNED | 9 | 0.02 |
| 6 = Response not entered | 1256 | 2.16 |
| 94 = DON'T KNOW | 24 | 0.04 |
| 97 = REFUSED | 69 | 0.12 |
| 98 = BLANK (NO ANSWER) | 137 | 0.24 |
| 99 = LEGITIMATE SKIP..... | 56217 | 96.87 |

(YSU18A)
YUTPFRND¹

| | | |
|---|-------------|------------|
| Len : 2 VISITED THERAPIST BEC HAD PRBLMS WITH FRIENDS | | |
| | Freq | Pct |
| 1 = Response entered | 191 | 0.33 |
| 3 = Response entered LOGICALLY ASSIGNED | 2 | 0.00 |
| 6 = Response not entered | 1394 | 2.40 |
| 94 = DON'T KNOW | 24 | 0.04 |
| 97 = REFUSED | 69 | 0.12 |
| 98 = BLANK (NO ANSWER) | 137 | 0.24 |
| 99 = LEGITIMATE SKIP..... | 56217 | 96.87 |

(YSU18A)
YUTPOTPP¹

| | | |
|--|-------------|------------|
| Len : 2 VISITED THERAPIST BEC HAD PRBLMS WITH OTHERS | | |
| | Freq | Pct |
| 1 = Response entered | 113 | 0.19 |
| 3 = Response entered LOGICALLY ASSIGNED | 2 | 0.00 |
| 6 = Response not entered | 1472 | 2.54 |
| 94 = DON'T KNOW | 24 | 0.04 |
| 97 = REFUSED | 69 | 0.12 |
| 98 = BLANK (NO ANSWER) | 137 | 0.24 |
| 99 = LEGITIMATE SKIP..... | 56217 | 96.87 |

YOUTH MENTAL HEALTH SERVICE UTILIZATION

(YSU18A)
YUTPSCHL¹

Len : 2 VISITED THERAPIST BEC HAD PRBLMS AT SCHOOL

| | Freq | Pct |
|---|-------|-------|
| 1 = Response entered | 228 | 0.39 |
| 3 = Response entered LOGICALLY ASSIGNED | 5 | 0.01 |
| 6 = Response not entered | 1354 | 2.33 |
| 94 = DON'T KNOW | 24 | 0.04 |
| 97 = REFUSED | 69 | 0.12 |
| 98 = BLANK (NO ANSWER) | 137 | 0.24 |
| 99 = LEGITIMATE SKIP | 56217 | 96.87 |

(YSU18, YSU18A)
YUTPSOR¹

Len : 2 VISITED THERAPIST FOR SOME OTHER REASON

| | Freq | Pct |
|--------------------------------|-------|-------|
| 1 = Response entered | 444 | 0.77 |
| 6 = Response not entered | 1150 | 1.98 |
| 94 = DON'T KNOW | 19 | 0.03 |
| 97 = REFUSED | 67 | 0.12 |
| 98 = BLANK (NO ANSWER) | 137 | 0.24 |
| 99 = LEGITIMATE SKIP | 56217 | 96.87 |

During the past 12 months, did you receive treatment or counseling from an in-home therapist, counselor, or family preservation worker for emotional or behavioral problems that were not caused by alcohol or drugs?

(YSU19)
YUIHTPYR¹

Len : 2 RCVD EMOT TRMT FROM IN HOME COUNS PST 12 MOS

| | Freq | Pct |
|--|-------|-------|
| 1 = Yes..... | 465 | 0.80 |
| 2 = No..... | 10076 | 17.36 |
| 85 = BAD DATA Logically assigned | 9 | 0.02 |
| 94 = DON'T KNOW | 114 | 0.20 |
| 97 = REFUSED | 48 | 0.08 |
| 98 = BLANK (NO ANSWER) | 31 | 0.05 |
| 99 = LEGITIMATE SKIP | 47291 | 81.49 |

During the past 12 months, how many times did you receive treatment or counseling from an in-home therapist, counselor, or family preservation worker for emotional or behavioral problems that were not caused by alcohol or drugs?

(YSU20)
YUIHTPN2¹

Len : 2 # TIMES RCVD TRMT FR IN HOME COUNS PST 12 MOS

| | Freq | Pct |
|---|-------|-------|
| RANGE = 1 - 30 | 378 | 0.65 |
| 31 = 31 or more..... | 29 | 0.05 |
| 985 = BAD DATA Logically assigned | 7 | 0.01 |
| 994 = DON'T KNOW | 51 | 0.09 |
| 997 = REFUSED | 55 | 0.09 |
| 998 = BLANK (NO ANSWER)..... | 147 | 0.25 |
| 999 = LEGITIMATE SKIP | 57367 | 98.85 |

(YSU21)
YUIHDEPR¹

Len : 2 SAW IN HOME COUNS BEC YOU FELT DEPRESSED

| | Freq | Pct |
|--------------------------------|-------|-------|
| 1 = Response entered | 242 | 0.42 |
| 6 = Response not entered | 205 | 0.35 |
| 94 = DON'T KNOW | 8 | 0.01 |
| 97 = REFUSED | 58 | 0.10 |
| 98 = BLANK (NO ANSWER) | 154 | 0.27 |
| 99 = LEGITIMATE SKIP | 57367 | 98.85 |

YOUTH MENTAL HEALTH SERVICE UTILIZATION

(YSU21)
YUIHFEAR¹

Len : 2 SAW IN HOME COUNS BEC YOU FELT AFRAID/TENSE

| | Freq | Pct |
|---|-------|-------|
| 1 = Response entered | 110 | 0.19 |
| 3 = Response entered LOGICALLY ASSIGNED | 7 | 0.01 |
| 6 = Response not entered | 330 | 0.57 |
| 94 = DON'T KNOW | 8 | 0.01 |
| 97 = REFUSED | 58 | 0.10 |
| 98 = BLANK (NO ANSWER) | 154 | 0.27 |
| 99 = LEGITIMATE SKIP | 57367 | 98.85 |

(YSU21)
YUIHBKRU¹

Len : 2 SAW IN HOME COUNS BEC BRKING RULES/ACT OUT

| | Freq | Pct |
|---|-------|-------|
| 1 = Response entered | 79 | 0.14 |
| 3 = Response entered LOGICALLY ASSIGNED | 1 | 0.00 |
| 6 = Response not entered | 367 | 0.63 |
| 94 = DON'T KNOW | 8 | 0.01 |
| 97 = REFUSED | 58 | 0.10 |
| 98 = BLANK (NO ANSWER) | 154 | 0.27 |
| 99 = LEGITIMATE SKIP | 57367 | 98.85 |

(YSU21)
YUIHEATP¹

Len : 2 SAW IN HOME COUNS BEC YOU HAD EATING PROBS

| | Freq | Pct |
|--------------------------------|-------|-------|
| 1 = Response entered | 58 | 0.10 |
| 6 = Response not entered | 389 | 0.67 |
| 94 = DON'T KNOW | 8 | 0.01 |
| 97 = REFUSED | 58 | 0.10 |
| 98 = BLANK (NO ANSWER) | 154 | 0.27 |
| 99 = LEGITIMATE SKIP | 57367 | 98.85 |

What was the other emotional or behavioral problem for which you last saw an in-home therapist, counselor, or family preservation worker?

(YSU21A)
YUIHANGR¹

Len : 2 SAW IN HOME COUNS BEC HAD TRBLE CONTRLNG ANGER

| | Freq | Pct |
|---|-------|-------|
| 1 = Response entered | 39 | 0.07 |
| 3 = Response entered LOGICALLY ASSIGNED | 1 | 0.00 |
| 6 = Response not entered | 405 | 0.70 |
| 94 = DON'T KNOW | 10 | 0.02 |
| 97 = REFUSED | 58 | 0.10 |
| 98 = BLANK (NO ANSWER) | 154 | 0.27 |
| 99 = LEGITIMATE SKIP | 57367 | 98.85 |

(YSU21A)
YUIHFITE¹

Len : 2 SAW IN HOME COUNS BEC HAD GOTTEN INTO PHYS FIGHTS

| | Freq | Pct |
|--------------------------------|-------|-------|
| 1 = Response entered | 7 | 0.01 |
| 6 = Response not entered | 438 | 0.75 |
| 94 = DON'T KNOW | 10 | 0.02 |
| 97 = REFUSED | 58 | 0.10 |
| 98 = BLANK (NO ANSWER) | 154 | 0.27 |
| 99 = LEGITIMATE SKIP | 57367 | 98.85 |

(YSU21A)
YUIHFMLY¹

Len : 2 SAW IN HOME COUNS BEC HAD PRBLMS AT HOME/FAMILY

| | Freq | Pct |
|---|-------|-------|
| 1 = Response entered | 72 | 0.12 |
| 3 = Response entered LOGICALLY ASSIGNED | 6 | 0.01 |
| 6 = Response not entered | 367 | 0.63 |
| 94 = DON'T KNOW | 10 | 0.02 |
| 97 = REFUSED | 58 | 0.10 |
| 98 = BLANK (NO ANSWER) | 154 | 0.27 |
| 99 = LEGITIMATE SKIP | 57367 | 98.85 |

YOUTH MENTAL HEALTH SERVICE UTILIZATION

(YSU21A)
YUIHFRND¹

Len : 2 SAW IN HOME COUNS BEC HAD PRBLMS WITH FRIENDS

| | Freq | Pct |
|--------------------------------|-------|-------|
| 1 = Response entered | 34 | 0.06 |
| 6 = Response not entered | 411 | 0.71 |
| 94 = DON'T KNOW | 10 | 0.02 |
| 97 = REFUSED | 58 | 0.10 |
| 98 = BLANK (NO ANSWER) | 154 | 0.27 |
| 99 = LEGITIMATE SKIP | 57367 | 98.85 |

(YSU21A)
YUIHOTPP¹

Len : 2 SAW IN HOME COUNS BEC HAD PRBLMS WITH OTHERS

| | Freq | Pct |
|---|-------|-------|
| 1 = Response entered | 20 | 0.03 |
| 3 = Response entered LOGICALLY ASSIGNED | 1 | 0.00 |
| 6 = Response not entered | 424 | 0.73 |
| 94 = DON'T KNOW | 10 | 0.02 |
| 97 = REFUSED | 58 | 0.10 |
| 98 = BLANK (NO ANSWER) | 154 | 0.27 |
| 99 = LEGITIMATE SKIP | 57367 | 98.85 |

(YSU21A)
YUIHSCHL¹

Len : 2 SAW IN HOME COUNS BEC HAD PRBLMS AT SCHOOL

| | Freq | Pct |
|---|-------|-------|
| 1 = Response entered | 40 | 0.07 |
| 3 = Response entered LOGICALLY ASSIGNED | 2 | 0.00 |
| 6 = Response not entered | 403 | 0.69 |
| 94 = DON'T KNOW | 10 | 0.02 |
| 97 = REFUSED | 58 | 0.10 |
| 98 = BLANK (NO ANSWER) | 154 | 0.27 |
| 99 = LEGITIMATE SKIP | 57367 | 98.85 |

(YSU21, YSU21A)
YUIHSOR¹

Len : 2 SAW IN HOME COUNS FOR SOME OTHER REASON

| | Freq | Pct |
|--------------------------------|-------|-------|
| 1 = Response entered | 96 | 0.17 |
| 6 = Response not entered | 351 | 0.60 |
| 94 = DON'T KNOW | 8 | 0.01 |
| 97 = REFUSED | 58 | 0.10 |
| 98 = BLANK (NO ANSWER) | 154 | 0.27 |
| 99 = LEGITIMATE SKIP | 57367 | 98.85 |

During the past 12 months, did you receive treatment or counseling from a pediatrician or other family doctor for emotional or behavioral problems that were not caused by alcohol or drugs?

(YSU22)
YUFDOCYR¹

Len : 2 RCVD EMOT TRMT FROM FAMLY DOC PST 12 MOS

| | Freq | Pct |
|--|-------|-------|
| 1 = Yes | 399 | 0.69 |
| 2 = No | 10146 | 17.48 |
| 85 = BAD DATA Logically assigned | 9 | 0.02 |
| 94 = DON'T KNOW | 111 | 0.19 |
| 97 = REFUSED | 47 | 0.08 |
| 98 = BLANK (NO ANSWER) | 31 | 0.05 |
| 99 = LEGITIMATE SKIP | 47291 | 81.49 |

YOUTH MENTAL HEALTH SERVICE UTILIZATION

During the past 12 months, how many times did you receive treatment or counseling from a pediatrician or other family doctor for emotional or behavioral problems that were not caused by alcohol or drugs?

(YSU23)

YUFDOCN2¹

Len : 3 # TIMES RCVD TRMT FROM FAMLY DOC PST 12 MOS

| | Freq | Pct |
|---|-------|-------|
| RANGE = 1 - 30 | 356 | 0.61 |
| 31 = 31 or more | 12 | 0.02 |
| 985 = BAD DATA Logically assigned | 8 | 0.01 |
| 994 = DON'T KNOW | 30 | 0.05 |
| 997 = REFUSED | 48 | 0.08 |
| 998 = BLANK (NO ANSWER) | 143 | 0.25 |
| 999 = LEGITIMATE SKIP | 57437 | 98.97 |

(YSU24)

YUFDDPR¹

Len : 2 SAW FAMLY DOC BEC YOU FELT DEPRESSED

| | Freq | Pct |
|---|-------|-------|
| 1 = Response entered | 217 | 0.37 |
| 3 = Response entered LOGICALLY ASSIGNED | 1 | 0.00 |
| 6 = Response not entered | 166 | 0.29 |
| 94 = DON'T KNOW | 9 | 0.02 |
| 97 = REFUSED | 53 | 0.09 |
| 98 = BLANK (NO ANSWER) | 151 | 0.26 |
| 99 = LEGITIMATE SKIP | 57437 | 98.97 |

(YSU24)

YUFDPEAR¹

Len : 2 SAW FAMLY DOC BEC YOU FELT AFRAID/TENSE

| | Freq | Pct |
|---|-------|-------|
| 1 = Response entered | 112 | 0.19 |
| 3 = Response entered LOGICALLY ASSIGNED | 14 | 0.02 |
| 6 = Response not entered | 258 | 0.44 |
| 94 = DON'T KNOW | 9 | 0.02 |
| 97 = REFUSED | 53 | 0.09 |
| 98 = BLANK (NO ANSWER) | 151 | 0.26 |
| 99 = LEGITIMATE SKIP | 57437 | 98.97 |

(YSU24)

YUFDKRU¹

Len : 2 SAW FAMLY DOC BEC BREAKING RULES/ACTING OUT

| | Freq | Pct |
|---|-------|-------|
| 1 = Response entered | 35 | 0.06 |
| 3 = Response entered LOGICALLY ASSIGNED | 1 | 0.00 |
| 6 = Response not entered | 348 | 0.60 |
| 94 = DON'T KNOW | 9 | 0.02 |
| 97 = REFUSED | 53 | 0.09 |
| 98 = BLANK (NO ANSWER) | 151 | 0.26 |
| 99 = LEGITIMATE SKIP | 57437 | 98.97 |

(YSU24)

YUFDEATP¹

Len : 2 SAW FAMLY DOC BEC YOU HAD EATING PROBS

| | Freq | Pct |
|--------------------------------|-------|-------|
| 1 = Response entered | 67 | 0.12 |
| 6 = Response not entered | 317 | 0.55 |
| 94 = DON'T KNOW | 9 | 0.02 |
| 97 = REFUSED | 53 | 0.09 |
| 98 = BLANK (NO ANSWER) | 151 | 0.26 |
| 99 = LEGITIMATE SKIP | 57437 | 98.97 |

What was the other emotional or behavioral problem for which you last visited a pediatrician or other family doctor?

(YSU24A)

YUFDANGER¹

Len : 2 SAW FAMLY DOC BEC HAD TRBLE CONTRLNG ANGER

| | Freq | Pct |
|--------------------------------|-------|-------|
| 1 = Response entered | 25 | 0.04 |
| 6 = Response not entered | 355 | 0.61 |
| 94 = DON'T KNOW | 11 | 0.02 |
| 97 = REFUSED | 55 | 0.09 |
| 98 = BLANK (NO ANSWER) | 151 | 0.26 |
| 99 = LEGITIMATE SKIP | 57437 | 98.97 |

YOUTH MENTAL HEALTH SERVICE UTILIZATION

(YSU24A)
YUFDFITE¹

| Len : 2 SAW FAMLY DOC BEC HAD GOTTEN INTO PHYS FIGHTS | | Freq | Pct |
|---|--|-------|-------|
| 1 = Response entered | | 5 | 0.01 |
| 6 = Response not entered | | 375 | 0.65 |
| 94 = DON'T KNOW | | 11 | 0.02 |
| 97 = REFUSED | | 55 | 0.09 |
| 98 = BLANK (NO ANSWER) | | 151 | 0.26 |
| 99 = LEGITIMATE SKIP | | 57437 | 98.97 |

(YSU24A)
YUFDFMLY¹

| Len : 2 SAW FAMLY DOC BEC HAD PRBLMS AT HOME/FAMILY | | Freq | Pct |
|---|--|-------|-------|
| 1 = Response entered | | 38 | 0.07 |
| 6 = Response not entered | | 342 | 0.59 |
| 94 = DON'T KNOW | | 11 | 0.02 |
| 97 = REFUSED | | 55 | 0.09 |
| 98 = BLANK (NO ANSWER) | | 151 | 0.26 |
| 99 = LEGITIMATE SKIP | | 57437 | 98.97 |

(YSU24A)
YUFDFRND¹

| Len : 2 SAW FAMLY DOC BEC HAD PRBLMS WITH FRIENDS | | Freq | Pct |
|---|--|-------|-------|
| 1 = Response entered | | 19 | 0.03 |
| 3 = Response entered LOGICALLY ASSIGNED | | 1 | 0.00 |
| 6 = Response not entered | | 360 | 0.62 |
| 94 = DON'T KNOW | | 11 | 0.02 |
| 97 = REFUSED | | 55 | 0.09 |
| 98 = BLANK (NO ANSWER) | | 151 | 0.26 |
| 99 = LEGITIMATE SKIP | | 57437 | 98.97 |

(YSU24A)
YUFDOTPP¹

| Len : 2 SAW FAMLY DOC BEC HAD PRBLMS WITH OTHERS | | Freq | Pct |
|--|--|-------|-------|
| 1 = Response entered | | 16 | 0.03 |
| 6 = Response not entered | | 364 | 0.63 |
| 94 = DON'T KNOW | | 11 | 0.02 |
| 97 = REFUSED | | 55 | 0.09 |
| 98 = BLANK (NO ANSWER) | | 151 | 0.26 |
| 99 = LEGITIMATE SKIP | | 57437 | 98.97 |

(YSU24A)
YUFDSCHL¹

| Len : 2 SAW FAMLY DOC BEC HAD PRBLMS AT SCHOOL | | Freq | Pct |
|--|--|-------|-------|
| 1 = Response entered | | 39 | 0.07 |
| 3 = Response entered LOGICALLY ASSIGNED | | 1 | 0.00 |
| 6 = Response not entered | | 340 | 0.59 |
| 94 = DON'T KNOW | | 11 | 0.02 |
| 97 = REFUSED | | 55 | 0.09 |
| 98 = BLANK (NO ANSWER) | | 151 | 0.26 |
| 99 = LEGITIMATE SKIP | | 57437 | 98.97 |

(YSU24, YSU24A)
YUFDSOR¹

| Len : 2 SAW FAMLY DOC FOR SOME OTHER REASON | | Freq | Pct |
|---|--|-------|-------|
| 1 = Response entered | | 110 | 0.19 |
| 6 = Response not entered | | 274 | 0.47 |
| 94 = DON'T KNOW | | 9 | 0.02 |
| 97 = REFUSED | | 53 | 0.09 |
| 98 = BLANK (NO ANSWER) | | 151 | 0.26 |
| 99 = LEGITIMATE SKIP | | 57437 | 98.97 |

YOUTH MENTAL HEALTH SERVICE UTILIZATION

Sometimes students get treatment or counseling through the school system. This counseling is often provided by school social workers, school psychologists or school counselors.

During the past 12 months, that is, since [DATEFILL], did you receive any treatment or counseling from a school social worker, a school psychologist, or a school counselor for emotional or behavioral problems that were not caused by alcohol or drugs?

(YSU30)

YUSWSCYR¹

Len : 2 RCVD EMOT TMT FROM SCH/SOC WORKER IN PST 12 MOS

| | Freq | Pct |
|---------------------------------------|-------|-------|
| 1 = Yes..... | 943 | 1.62 |
| 2 = No..... | 8928 | 15.38 |
| 85 = BAD DATA Logically assigned..... | 5 | 0.01 |
| 94 = DON'T KNOW..... | 79 | 0.14 |
| 97 = REFUSED..... | 57 | 0.10 |
| 98 = BLANK (NO ANSWER)..... | 94 | 0.16 |
| 99 = LEGITIMATE SKIP..... | 47928 | 82.59 |

(YSU31)

YUSWDEPR¹

Len : 2 TALKED W/SCH SOC WORK BEC YOU FELT DEPRESSED

| | Freq | Pct |
|---------------------------------------|-------|-------|
| 1 = Response entered..... | 422 | 0.73 |
| 6 = Response not entered..... | 499 | 0.86 |
| 85 = BAD DATA Logically assigned..... | 1 | 0.00 |
| 94 = DON'T KNOW..... | 11 | 0.02 |
| 97 = REFUSED..... | 68 | 0.12 |
| 98 = BLANK (NO ANSWER)..... | 177 | 0.30 |
| 99 = LEGITIMATE SKIP..... | 56856 | 97.97 |

(YSU31)

YUSWFEAR¹

Len : 2 TALKED W/SCH SOC WORK BEC YOU FELT AFRAID/TENSE

| | Freq | Pct |
|--|-------|-------|
| 1 = Response entered..... | 257 | 0.44 |
| 3 = Response entered LOGICALLY ASSIGNED..... | 26 | 0.04 |
| 6 = Response not entered..... | 638 | 1.10 |
| 94 = DON'T KNOW..... | 11 | 0.02 |
| 97 = REFUSED..... | 68 | 0.12 |
| 98 = BLANK (NO ANSWER)..... | 178 | 0.31 |
| 99 = LEGITIMATE SKIP..... | 56856 | 97.97 |

(YSU31)

YUSWBKRU¹

Len : 2 TALKED W/SCH SOC WORK BEC BRKING RULES/ACT OUT

| | Freq | Pct |
|--|-------|-------|
| 1 = Response entered..... | 119 | 0.21 |
| 3 = Response entered LOGICALLY ASSIGNED..... | 3 | 0.01 |
| 6 = Response not entered..... | 799 | 1.38 |
| 94 = DON'T KNOW..... | 11 | 0.02 |
| 97 = REFUSED..... | 68 | 0.12 |
| 98 = BLANK (NO ANSWER)..... | 178 | 0.31 |
| 99 = LEGITIMATE SKIP..... | 56856 | 97.97 |

(YSU31)

YUSWEATP¹

Len : 2 TALKED W/SCH SOC WORK BEC YOU HAD EATING PROBS

| | Freq | Pct |
|-------------------------------|-------|-------|
| 1 = Response entered..... | 76 | 0.13 |
| 6 = Response not entered..... | 845 | 1.46 |
| 94 = DON'T KNOW..... | 11 | 0.02 |
| 97 = REFUSED..... | 68 | 0.12 |
| 98 = BLANK (NO ANSWER)..... | 178 | 0.31 |
| 99 = LEGITIMATE SKIP..... | 56856 | 97.97 |

YOUTH MENTAL HEALTH SERVICE UTILIZATION

What was the other reason for your last talk with a school social worker, school psychologist or school counselor?

(YSU31A)
YUSWANGR¹

| | | |
|---|-------------|------------|
| Len : 2 TALKED W/SCH SOC WORK BEC HAD TRBLE CONTRLNG ANGR | | |
| | Freq | Pct |
| 1 = Response entered | 58 | 0.10 |
| 3 = Response entered LOGICALLY ASSIGNED | 2 | 0.00 |
| 6 = Response not entered | 852 | 1.47 |
| 94 = DON'T KNOW | 17 | 0.03 |
| 97 = REFUSED | 71 | 0.12 |
| 98 = BLANK (NO ANSWER) | 178 | 0.31 |
| 99 = LEGITIMATE SKIP | 56856 | 97.97 |

(YSU31A)
YUSWFITE¹

| | | |
|---|-------------|------------|
| Len : 2 TLKED W/SCH COUNS BEC HAD GOTTEN INTO PHYS FIGHTS | | |
| | Freq | Pct |
| 1 = Response entered | 14 | 0.02 |
| 6 = Response not entered | 898 | 1.55 |
| 94 = DON'T KNOW | 17 | 0.03 |
| 97 = REFUSED | 71 | 0.12 |
| 98 = BLANK (NO ANSWER) | 178 | 0.31 |
| 99 = LEGITIMATE SKIP | 56856 | 97.97 |

(YSU31A)
YUSWFMLY¹

| | | |
|---|-------------|------------|
| Len : 2 TALKED W/SCH SOC WORK BEC HAD PRBLMS AT HOME/FMLY | | |
| | Freq | Pct |
| 1 = Response entered | 112 | 0.19 |
| 3 = Response entered LOGICALLY ASSIGNED | 10 | 0.02 |
| 6 = Response not entered | 790 | 1.36 |
| 94 = DON'T KNOW | 17 | 0.03 |
| 97 = REFUSED | 71 | 0.12 |
| 98 = BLANK (NO ANSWER) | 178 | 0.31 |
| 99 = LEGITIMATE SKIP | 56856 | 97.97 |

(YSU31A)
YUSWFRND¹

| | | |
|---|-------------|------------|
| Len : 2 TALKED W/SCH SOC WORK BEC HAD PRBLMS WITH FRIENDS | | |
| | Freq | Pct |
| 1 = Response entered | 115 | 0.20 |
| 3 = Response entered LOGICALLY ASSIGNED | 6 | 0.01 |
| 6 = Response not entered | 791 | 1.36 |
| 94 = DON'T KNOW | 17 | 0.03 |
| 97 = REFUSED | 71 | 0.12 |
| 98 = BLANK (NO ANSWER) | 178 | 0.31 |
| 99 = LEGITIMATE SKIP | 56856 | 97.97 |

(YSU31A)
YUSWOTPP¹

| | | |
|--|-------------|------------|
| Len : 2 TALKED W/SCH SOC WORK BEC HAD PRBLMS WITH OTHERS | | |
| | Freq | Pct |
| 1 = Response entered | 72 | 0.12 |
| 3 = Response entered LOGICALLY ASSIGNED | 4 | 0.01 |
| 6 = Response not entered | 836 | 1.44 |
| 94 = DON'T KNOW | 17 | 0.03 |
| 97 = REFUSED | 71 | 0.12 |
| 98 = BLANK (NO ANSWER) | 178 | 0.31 |
| 99 = LEGITIMATE SKIP | 56856 | 97.97 |

(YSU31A)
YUSWSCHL¹

| | | |
|--|-------------|------------|
| Len : 2 TALKED W/SCH SOC WORK BEC HAD PRBLMS AT SCHOOL | | |
| | Freq | Pct |
| 1 = Response entered | 178 | 0.31 |
| 3 = Response entered LOGICALLY ASSIGNED | 17 | 0.03 |
| 6 = Response not entered | 717 | 1.24 |
| 94 = DON'T KNOW | 17 | 0.03 |
| 97 = REFUSED | 71 | 0.12 |
| 98 = BLANK (NO ANSWER) | 178 | 0.31 |
| 99 = LEGITIMATE SKIP | 56856 | 97.97 |

YOUTH MENTAL HEALTH SERVICE UTILIZATION

(YSU31, YSU31A)
YUSWSOR¹

Len : 2 TALKED W/SCH SOC WORK FOR SOME OTHER REASON

| | Freq | Pct |
|-------------------------------|-------|-------|
| 1 = Response entered..... | 233 | 0.40 |
| 6 = Response not entered..... | 688 | 1.19 |
| 94 = DON'T KNOW..... | 11 | 0.02 |
| 97 = REFUSED..... | 68 | 0.12 |
| 98 = BLANK (NO ANSWER)..... | 178 | 0.31 |
| 99 = LEGITIMATE SKIP..... | 56856 | 97.97 |

At any time during the past 12 months, that is since [DATEFILL], did you attend a school for students with emotional or behavioral problems?

(YSU32)
YUSCEMYR¹

Len : 2 ATTEND SCH FOR STUDENTS W/EMOT PRBLMS PST 12 MOS

| | Freq | Pct |
|---------------------------------------|-------|-------|
| 1 = Yes..... | 289 | 0.50 |
| 2 = No..... | 9600 | 16.54 |
| 85 = BAD DATA Logically assigned..... | 5 | 0.01 |
| 94 = DON'T KNOW..... | 69 | 0.12 |
| 97 = REFUSED..... | 49 | 0.08 |
| 98 = BLANK (NO ANSWER)..... | 94 | 0.16 |
| 99 = LEGITIMATE SKIP..... | 47928 | 82.59 |

Regular schools sometimes provide programs for students with emotional or behavioral problems.

At any time during the past 12 months, did you participate in a school program that was just for students with emotional or behavioral problems?

(YSU33)
YUSCPGYR¹

Len : 2 ATTND SCH PGM FOR STDNTS W/EMOT PRBLMS PST 12 MOS

| | Freq | Pct |
|---------------------------------------|-------|-------|
| 1 = Yes..... | 142 | 0.24 |
| 2 = No..... | 9458 | 16.30 |
| 85 = BAD DATA Logically assigned..... | 2 | 0.00 |
| 94 = DON'T KNOW..... | 63 | 0.11 |
| 97 = REFUSED..... | 54 | 0.09 |
| 98 = BLANK (NO ANSWER)..... | 98 | 0.17 |
| 99 = LEGITIMATE SKIP..... | 48217 | 83.08 |

These next questions are about experiences with the justice system.

During the past 12 months, that is, since [DATEFILL], did you stay overnight or longer in any type of juvenile detention center, sometimes called "juvie", prison, or jail?

(YSU34)
YUJVDTON¹

Len : 2 STAYED OVRNT/LONGER IN JAIL/JUV DET PST 12 MOS

| | Freq | Pct |
|---------------------------------------|-------|-------|
| 1 = Yes..... | 35 | 0.06 |
| 2 = No..... | 10574 | 18.22 |
| 85 = BAD DATA Logically assigned..... | 9 | 0.02 |
| 94 = DON'T KNOW..... | 56 | 0.10 |
| 97 = REFUSED..... | 37 | 0.06 |
| 98 = BLANK (NO ANSWER)..... | 32 | 0.06 |
| 99 = LEGITIMATE SKIP..... | 47291 | 81.49 |

During the past 12 months, how many nights altogether did you stay in any type of juvenile detention center, prison or jail?

(YSU35)
YUJVDTN2¹

Len : 3 # NIGHTS IN JAIL OR JUV DET IN PST 12 MOS

| | Freq | Pct |
|--|-------|-------|
| RANGE = 1 - 5..... | 23 | 0.04 |
| 8 = 8 or more..... | 8 | 0.01 |
| 985 = BAD DATA Logically assigned..... | 8 | 0.01 |
| 994 = DON'T KNOW..... | 2 | 0.00 |
| 997 = REFUSED..... | 39 | 0.07 |
| 998 = BLANK (NO ANSWER)..... | 89 | 0.15 |
| 999 = LEGITIMATE SKIP..... | 57865 | 99.71 |

YOUTH MENTAL HEALTH SERVICE UTILIZATION

Sometimes, the court system provides treatment or counseling in juvenile detention centers, prisons or jails. These services are often provided by psychiatrists, psychologists, social workers or counselors who work for the court system.

While you were in a juvenile detention center, prison or jail during the past 12 months, did you receive treatment or counseling for emotional or behavioral problems that were not caused by alcohol or drugs?

(YSU36)

[YUJVDTYR](#)¹

Len : 2 RCVD EMOT TMT IN JAIL/JUV DET IN PST 12 MOS

| | Freq | Pct |
|---------------------------------------|-------|-------|
| 1 = Yes..... | 12 | 0.02 |
| 2 = No..... | 23 | 0.04 |
| 85 = BAD DATA Logically assigned..... | 8 | 0.01 |
| 97 = REFUSED..... | 37 | 0.06 |
| 98 = BLANK (NO ANSWER)..... | 89 | 0.15 |
| 99 = LEGITIMATE SKIP..... | 57865 | 99.71 |

During the past 12 months have you received any professional counseling, medication or treatment for your mental health, emotions, or behavior over the phone, by email, or through video calling?

(YTXMHTEL)

[YUMHTELYR](#)

Len : 2 YOUTH RCVD MENTAL HLTH TRMT OVER PHONE/EMAIL/VIDEO PST 12 MS

| | Freq | Pct |
|---------------------------------------|-------|-------|
| 1 = Yes..... | 1090 | 1.88 |
| 2 = No..... | 9490 | 16.35 |
| 85 = BAD DATA Logically assigned..... | 9 | 0.02 |
| 94 = DON'T KNOW..... | 81 | 0.14 |
| 97 = REFUSED..... | 41 | 0.07 |
| 98 = BLANK (NO ANSWER)..... | 32 | 0.06 |
| 99 = LEGITIMATE SKIP..... | 47291 | 81.49 |

The next few questions are about thoughts of suicide. At any time in the past 12 months, that is from [DATEFILL] up to and including today, did you seriously think about trying to kill yourself?

(YSU101)

[YUSUITHK](#)

Len : 2 YOUTH SERIOUSLY THINK ABOUT KILLING SELF PST 12 MOS

| | Freq | Pct |
|---------------------------------------|-------|-------|
| 1 = Yes..... | 1338 | 2.31 |
| 2 = No..... | 7597 | 13.09 |
| 3 = I'm not sure..... | 781 | 1.35 |
| 4 = I don't want to answer..... | 841 | 1.45 |
| 85 = BAD DATA Logically assigned..... | 9 | 0.02 |
| 94 = DON'T KNOW..... | 56 | 0.10 |
| 97 = REFUSED..... | 89 | 0.15 |
| 98 = BLANK (NO ANSWER)..... | 32 | 0.06 |
| 99 = LEGITIMATE SKIP..... | 47291 | 81.49 |

Was this because of the COVID-19 pandemic?

(YCOV9)

[YUCOSUITHK](#)

Len : 2 YOUTH SERIOUSLY THINK ABOUT KILLING SELF DUE TO COVID-19

| | Freq | Pct |
|---------------------------------------|-------|-------|
| 1 = Yes..... | 200 | 0.34 |
| 2 = No..... | 1110 | 1.91 |
| 85 = BAD DATA Logically assigned..... | 8 | 0.01 |
| 94 = DON'T KNOW..... | 27 | 0.05 |
| 97 = REFUSED..... | 1 | 0.00 |
| 98 = BLANK (NO ANSWER)..... | 1800 | 3.10 |
| 99 = LEGITIMATE SKIP..... | 54888 | 94.58 |

YOUTH MENTAL HEALTH SERVICE UTILIZATION

During the past 12 months, did you make any plans to kill yourself?

(YSUI02)

YUSUIPLN

Len : 2 YOUTH MAKE PLANS TO KILL YOURSELF PST 12 MOS

| | Freq | Pct |
|---------------------------------------|-------|-------|
| 1 = Yes..... | 645 | 1.11 |
| 2 = No..... | 8942 | 15.41 |
| 3 = I'm not sure..... | 344 | 0.59 |
| 4 = I don't want to answer..... | 653 | 1.13 |
| 85 = BAD DATA Logically assigned..... | 10 | 0.02 |
| 94 = DON'T KNOW..... | 47 | 0.08 |
| 97 = REFUSED..... | 70 | 0.12 |
| 98 = BLANK (NO ANSWER)..... | 32 | 0.06 |
| 99 = LEGITIMATE SKIP..... | 47291 | 81.49 |

Was this because of the COVID-19 pandemic?

(YCOV10)

YUCOSUIPLN

Len : 2 YOUTH MAKE PLAN TO KILL YOURSELF DUE TO COVID-19

| | Freq | Pct |
|---------------------------------------|-------|-------|
| 1 = Yes..... | 63 | 0.11 |
| 2 = No..... | 573 | 0.99 |
| 85 = BAD DATA Logically assigned..... | 9 | 0.02 |
| 94 = DON'T KNOW..... | 9 | 0.02 |
| 98 = BLANK (NO ANSWER)..... | 1147 | 1.98 |
| 99 = LEGITIMATE SKIP..... | 56233 | 96.90 |

RECODED YOUTH MENTAL HEALTH SERVICE UTILIZATION

RECODED YOUTH MENTAL HEALTH SERVICE UTILIZATION

NOTE: The variables in this section are recoded variables that were created from one or more of the edited variables from the preceding section.

NOTE: Certain source variables that were used to create recoded variables have valid values that might not have been reported or assigned for the current survey year. However, these values have been included in the general specifications in the codebook on how the recoded variables were created. See additional details about this issue in the Organization of the Data File section of this codebook introduction.

NOTE: The following recoded variables contain information about whether youths received mental health care in the past year from each of 11 specific services for problems with behaviors or emotions that were not caused by alcohol or drugs.

(YUHOSPYR)

YHOSP

| | | | |
|---------|--|-------------|------------|
| Len : 1 | RC-STAYED OVNT IN HOSP FOR EMOT TRMT IN PST YR | | |
| | . = Unknown/Aged 18+ (Otherwise)..... | Freq | Pct |
| | 0 = No (YUHOSPYR=2,4)..... | 47429 | 81.73 |
| | 1 = Yes (YUHOSPYR=1)..... | 10358 | 17.85 |
| | | 247 | 0.43 |

(YURSIDYR)

YRESID

| | | | |
|---------|--|-------------|------------|
| Len : 1 | RC-STAYED IN RESID CTR FOR EMOT TRMT IN PST YR | | |
| | . = Unknown/Aged 18+ (Otherwise)..... | Freq | Pct |
| | 0 = No (YURSIDYR=2,4)..... | 47433 | 81.73 |
| | 1 = Yes (YURSIDYR=1)..... | 10463 | 18.03 |
| | | 138 | 0.24 |

(YUFCARYR)

YFOST

| | | | |
|---------|--|-------------|------------|
| Len : 1 | RC-SPENT TIME IN FOST CARE FOR EMOT PROB IN PST YR | | |
| | . = Unknown/Aged 18+ (Otherwise)..... | Freq | Pct |
| | 0 = No (YUFCARYR=2,4)..... | 47429 | 81.73 |
| | 1 = Yes (YUFCARYR=1)..... | 10568 | 18.21 |
| | | 37 | 0.06 |

(YUDYTXYR)

YDAYTRT

| | | | |
|---------|--|-------------|------------|
| Len : 1 | RC-SPENT TIME IN DAY TRMT PRG FOR EMOT PRB IN PST YR | | |
| | . = Unknown/Aged 18+ (Otherwise)..... | Freq | Pct |
| | 0 = No (YUDYTXYR=2,4)..... | 47449 | 81.76 |
| | 1 = Yes (YUDYTXYR=1)..... | 10401 | 17.92 |
| | | 184 | 0.32 |

(YUMHCYR)

YCLIN

| | | | |
|---------|---|-------------|------------|
| Len : 1 | RC-RCVD EMOT TRMT IN MENT HLTH CLNC IN PST YR | | |
| | . = Unknown/Aged 18+ (Otherwise)..... | Freq | Pct |
| | 0 = No (YUMHCYR=2,4)..... | 47462 | 81.78 |
| | 1 = Yes (YUMHCYR=1)..... | 10022 | 17.27 |
| | | 550 | 0.95 |

(YUTPSTYR)

YTHER

| | | | |
|---------|--|-------------|------------|
| Len : 1 | RC-RCVD EMOT TRMT FROM THERAPIST IN PST YR | | |
| | . = Unknown/Aged 18+ (Otherwise)..... | Freq | Pct |
| | 0 = No (YUTPSTYR=2,4)..... | 47473 | 81.80 |
| | 1 = Yes (YUTPSTYR=1)..... | 8926 | 15.38 |
| | | 1635 | 2.82 |

(YUIHTPYR)

YHOME

| | | | |
|---------|--|-------------|------------|
| Len : 1 | RC-RCVD EMOT TRMT FROM IN-HOME COUNS IN PST YR | | |
| | . = Unknown/Aged 18+ (Otherwise)..... | Freq | Pct |
| | 0 = No (YUIHTPYR=2,4)..... | 47493 | 81.84 |
| | 1 = Yes (YUIHTPYR=1)..... | 10076 | 17.36 |
| | | 465 | 0.80 |

(YUFDOCYR)

YPED

| | | | |
|---------|---|-------------|------------|
| Len : 1 | RC-RCVD EMOT TRMT FROM FAMILY DOC IN PST YR | | |
| | . = Unknown/Aged 18+ (Otherwise)..... | Freq | Pct |
| | 0 = No (YUFDOCYR=2,4)..... | 47489 | 81.83 |
| | 1 = Yes (YUFDOCYR=1)..... | 10146 | 17.48 |
| | | 399 | 0.69 |

RECODED YOUTH MENTAL HEALTH SERVICE UTILIZATION

(YEATNDYR, YUSCEMYR, YUSCPGYR)

YSPEC

Len : 1 RC-ATTND SCHOOL OR PROGRAM FOR EMOT PROB IN PST YR

| | Freq | Pct |
|--|-------|-------|
| . = Unknown/Aged 18+ (Otherwise)..... | 47534 | 81.91 |
| 0 = No ((YUSCEMYR=2,4 and YUSCPGYR=2,4) or YEATNDYR=2) | 10069 | 17.35 |
| 1 = Yes (YUSCEMYR=1 or YUSCPGYR=1)..... | 431 | 0.74 |

(YEATNDYR, YUSWSCYR)

YSHSW

Len : 1 RC-TLKD W/SCH SOC WKR/PSY/COUNS FOR EMOT PROB PST YR

| | Freq | Pct |
|---|-------|-------|
| . = Unknown/Aged 18+ (Otherwise)..... | 47526 | 81.89 |
| 0 = No (YUSWSCYR=2,4 or YEATNDYR=2) | 9565 | 16.48 |
| 1 = Yes (YUSWSCYR=1)..... | 943 | 1.62 |

(YUJVDTON, YUJVDTYR)

YJAIL

Len : 1 RC-YTH RCVD SVCS FOR EMOT PROB IN PY IN JUV JUSTICE

| | Freq | Pct |
|---|-------|-------|
| . = Unknown/Aged 18+ (Otherwise)..... | 47425 | 81.72 |
| 0 = No (YUJVDTYR=2,4 or YUJVDTON=2) | 10597 | 18.26 |
| 1 = Yes (YUJVDTYR=1)..... | 12 | 0.02 |

The following variable, ANYMHIN2, indicates whether a youth reported receiving specialty inpatient/residential mental health services in the past year from any of two specific inpatient/residential sources for problems with behavior or emotions that were not caused by alcohol or drugs. This variable was created based on the following two sources of treatment variables: stayed overnight in hospital (YHOSP) and stayed in residential treatment facility (YRESID). Youths who reported a positive response (source variable=1) to either question were included in the yes category. Youths who did not report a positive response, but answered both questions were included in the no category. Youths who did not report a positive response and did not answer both questions, and adults, were included in the unknown/18+ category.

(YHOSP, YRESID)

ANYMHIN2

Len : 1 RC-REV YTH RCVD SPEC INPATIENT MH SERVICES IN PY

| | Freq | Pct |
|---------------------------------------|-------|-------|
| . = Unknown/Aged 18+ (Otherwise)..... | 47441 | 81.75 |
| 0 = No (YHOSP=0 and YRESID=0) | 10312 | 17.77 |
| 1 = Yes (YHOSP=1 or YRESID=1) | 281 | 0.48 |

The following variable, ANYMHOUT, indicates whether a youth reported receiving specialty outpatient mental health services in the past year from any of four specific outpatient sources for problems with behavior or emotions that were not caused by alcohol or drugs. This variable was created based on the following four source of treatment variables: spent time in a day treatment facility (YDAYTRT), received treatment at a mental health clinic (YCLIN), from a private therapist (YOTHER), and from an in-home therapist (YHOME). Youths who reported a positive response (source variable=1) to one or more of the four questions were included in the yes category regardless of how many of the four questions they answered. Youths who did not report a positive response, but answered all four of the questions were included in the no category. Youths who did not report a positive response and did not answer all the questions, and adults were included in the unknown/18+ category.

(YCLIN, YDAYTRT, YHOME, YOTHER)

ANYMHOUT

Len : 1 RC-YTH RCVD SPEC OUTPATIENT MH SERVICES IN PY

| | Freq | Pct |
|---|-------|-------|
| . = Unknown/Aged 18+ (Otherwise)..... | 47480 | 81.81 |
| 0 = No (YDAYTRT, YCLIN, YOTHER, and YHOME=0)..... | 8690 | 14.97 |
| 1 = Yes (YDAYTRT, YCLIN, YOTHER, or YHOME=1)..... | 1864 | 3.21 |

The following variable, ANYSMH2, indicates whether a youth reported receiving specialty mental health services in the past year from any of six specific inpatient/residential or outpatient specialty sources for problems with behavior or emotions that were not caused by alcohol or drugs. This variable was created based on the following six source of treatment variables: stayed overnight in a hospital (YHOSP), stayed in a residential treatment facility (YRESID), spent time in a day treatment facility (YDAYTRT), received treatment from a mental health clinic (YCLIN), from a private therapist (YOTHER), and from an in-home therapist (YHOME). Youths who reported a positive response (source variable=1) to one or more of the six questions were included in the yes category regardless of how many of the six questions they answered. Youths who did not report a positive response, but answered all six of the questions were included in the no category. Youths who did not report a positive response and did not answer all the questions, and adults were included in the unknown/18+ category.

(YCLIN, YDAYTRT, YHOME, YHOSP, YRESID, YOTHER)

ANYSMH2

Len : 1 RC-REV YTH RCVD SPECIALTY MENTAL HLTH SRVC IN PST YR

| | Freq | Pct |
|--|-------|-------|
| . = Unknown/Aged 18+ (See comment above) | 47481 | 81.82 |
| 0 = No (All source variables=0)..... | 8576 | 14.78 |
| 1 = Yes (Any source variable=1) | 1977 | 3.41 |

RECODED YOUTH MENTAL HEALTH SERVICE UTILIZATION

The following variable, ANYNSMH, indicates whether a youth reported receiving nonspecialty mental health services in the past year from any of five specific nonspecialty sources for problems with behavior or emotions that were not caused by alcohol or drugs. This variable was created based on the following five source of treatment variables: school social worker, school psychologist, or school counselor (YSHSW), special school or program within a regular school for students with emotional or behavioral problems (YSPEC), pediatrician or other family doctor (YPED), juvenile detention center, prison, or jail (YJAIL), and foster care or therapeutic foster care (YFOST). Youths who reported a positive response (source variable=1) to one or more of the five questions were included in the yes category regardless of how many of the five questions they answered. Youths who did not report a positive response, but answered all five of the questions were included in the no category. Youths who did not report a positive response and did not answer all the questions, and adults were included in the unknown/18+ category.

(YFOST, YJAIL, YPED, YSHSW, YSPEC)

ANYNSMH Len : 1 RC-YTH RCVD NONSPECIALTY MENTAL HLTH SRVC IN PST YR

| | Freq | Pct |
|--|-------|-------|
| . = Unknown/Aged 18+ (See comment above) | 47606 | 82.03 |
| 0 = No (All source variables=0)..... | 8900 | 15.34 |
| 1 = Yes (Any source variable=1) | 1528 | 2.63 |

The following variable, ANYMHED2, indicates whether a youth enrolled in school reported receiving mental health services in the past year from education sources for problems with behavior or emotions that were not caused by alcohol or drugs. This variable was created using the following source of treatment variables: talked to school social worker, school psychologists, or school counselors for problems (YSHSW) and attended a special school or participated in a special program at a regular school for problems (YSPEC). Youths who reported a positive response (source variable=1) to one or more of these questions were included in the yes category regardless of how many of the questions they answered. Youths who did not report a positive response, but answered both questions were included in the no category. Youths who did not report a positive response and did not answer both questions, and adults were included in the unknown/18+ category.

(YSHSW, YSPEC)

ANYMHED2 Len : 1 RC-YTH RCVD EDUCATION MENTAL HEALTH SRVC IN PST YR

| | Freq | Pct |
|---------------------------------------|-------|-------|
| . = Unknown/Aged 18+ (Otherwise)..... | 47558 | 81.95 |
| 0 = No (YSHSW=0 and YSPEC=0) | 9234 | 15.91 |
| 1 = Yes (YSHSW=1 or YSPEC=1)..... | 1242 | 2.14 |

The following variable, ANYSEDMF, indicates whether a youth reported receiving specialty mental health services along with services from education, general medicine (family doctor/pediatrician), or foster care or therapeutic foster care settings in the past year for problems with behavior or emotions that were not caused by alcohol or drugs. This variable was created using the following four source of treatment variables: received specialty mental health services (ANYSMH2), education setting-based mental health services (ANYMHED2), treatment from a family doctor/pediatrician (YPED), and foster care or therapeutic foster care (YFOST). Included in the unknown/18+ category were youths who did not provide enough information to determine whether mental health care was received at both a specialty mental health service along with services from either an education, general medical, or foster care setting [ANYSMH2=. or {ANYSMH2=1 and (none of ANYMHED2, YPED, or YFOST equal 1 but at least one is missing)}] and adults.

(ANYMHED2, ANYSMH2, YFOST, YPED)

ANYSEDMF Len : 1 RC-YTH RCVD SPEC MH AND ED, MED, OR FOST SRVC IN PY

| | Freq | Pct |
|---|-------|-------|
| . = Unknown/Aged 18+ (See comment above) | 47494 | 81.84 |
| 0 = No (ANYSMH2=0 or (ANYMHED2=0, YPED=0, & YFOST=0)) | 9691 | 16.70 |
| 1 = Yes (ANYSMH2=1 & (ANYMHED2=1, YPED=1, or YFOST=1))..... | 849 | 1.46 |

(ANYNSMH, ANYSMH2)

ANYSANSMH Len : 1 RC-YTH RCVD SPEC AND NONSPEC MH SRVC IN PST YR

| | Freq | Pct |
|---------------------------------------|-------|-------|
| . = Unknown/Aged 18+ (Otherwise)..... | 47494 | 81.84 |
| 0 = No (ANYSMH2=0 or ANYNSMH=0)..... | 9688 | 16.69 |
| 1 = Yes (ANYSMH2=1 & ANYNSMH=1)..... | 852 | 1.47 |

(YUMHTELYR)

YUMHTELYR2 Len : 1 RC-YOUTH RCVD VIRTUAL MENTAL HEALTH SERVICES IN PAST YEAR

| | Freq | Pct |
|---------------------------------------|-------|-------|
| . = Unknown/Aged 18+ (Otherwise)..... | 47454 | 81.77 |
| 0 = No (YUMHTELYR=2)..... | 9490 | 16.35 |
| 1 = Yes (YUMHTELYR=1) | 1090 | 1.88 |

RECODED YOUTH MENTAL HEALTH SERVICE UTILIZATION

(*ANYNSMH, ANYSMH2, YUMHTELYR2*)

ANYMHOVR

Len : 1 RC-YTH RCVD MH SERVICES INCLUDING VIRTUAL IN PST YR

| | Freq | Pct |
|---|-------|-------|
| . = Unknown/Aged 18+ (Otherwise)..... | 47592 | 82.01 |
| 1 = Yes (ANYSMH2=1 or ANYNSMH=1 or YUMHTELYR2=1)..... | 2786 | 4.80 |
| 2 = No (ANYSMH2=0 & ANYNSMH=0 & YUMHTELYR2=0) | 7656 | 13.19 |

NOTE: The following 10 variables contain information on the number of times a youth received mental health services from specific mental health sources.

(*YUHOSPN2, YUHOSPYR*)

HOSPVST

Len : 1 RC-# NIGHTS YTH STAYED IN HOSP FOR MH SRVC IN PY

| | Freq | Pct |
|--|-------|-------|
| . = Unknown/Aged 18+ (Otherwise)..... | 47452 | 81.77 |
| 1 = 1 Night (YUHOSPN2=1)..... | 92 | 0.16 |
| 2 = 2 Nights (YUHOSPN2=2)..... | 23 | 0.04 |
| 3 = 3-6 Nights (YUHOSPN2=3-6)..... | 37 | 0.06 |
| 4 = 7-24 Nights (YUHOSPN2=7-24)..... | 60 | 0.10 |
| 5 = 25 or More Nights (YUHOSPN2=25-31) | 12 | 0.02 |
| 6 = No Nights (YUHOSPYR=2,4)..... | 10358 | 17.85 |

(*YURSIDN2, YURSIDYR*)

RESIDVST

Len : 1 RC-# NIGHTS YTH STAYED IN RESID CTR FOR MH SRVC IN PY

| | Freq | Pct |
|--|-------|-------|
| . = Unknown/Aged 18+ (Otherwise)..... | 47443 | 81.75 |
| 1 = 1 Night (YURSIDN2=1)..... | 35 | 0.06 |
| 2 = 2 Nights (YURSIDN2=2)..... | 10 | 0.02 |
| 3 = 3-6 Nights (YURSIDN2=3-6)..... | 27 | 0.05 |
| 4 = 7-24 Nights (YURSIDN2=7-24)..... | 42 | 0.07 |
| 5 = 25 or More Nights (YURSIDN2=25-31) | 14 | 0.02 |
| 6 = No Nights (YURSIDYR=2,4)..... | 10463 | 18.03 |

(*YUFCARN2, YUFCARYR*)

FOSTVST

Len : 1 RC-# NIGHTS YTH STAYED IN FOST CARE FOR MH SRVC IN PY

| | Freq | Pct |
|---|-------|-------|
| . = Unknown/Aged 18+ (Otherwise)..... | 47435 | 81.74 |
| 1 = 1 Night (YUFCARN2=1) | 13 | 0.02 |
| 2 = 2 Nights (YUFCARN2=2)..... | 5 | 0.01 |
| 3 = 3-6 Nights (YUFCARN2=3-6)..... | 7 | 0.01 |
| 5 = 25 or More Nights (YUFCARN2=25-31)..... | 6 | 0.01 |
| 6 = No Nights (YUFCARYR=2,4) | 10568 | 18.21 |

(*YUDYTXN2, YUDYTXYR*)

DYTXVST

Len : 1 RC-# TIMES YTH VISITED DAY TRMT PROG IN PY

| | Freq | Pct |
|---|-------|-------|
| . = Unknown/Aged 18+ (Otherwise)..... | 47473 | 81.80 |
| 1 = 1 Visit (YUDYTXN2=1)..... | 47 | 0.08 |
| 2 = 2 Visits (YUDYTXN2=2)..... | 29 | 0.05 |
| 3 = 3-6 Visits (YUDYTXN2=3-6)..... | 34 | 0.06 |
| 4 = 7-24 Visits (YUDYTXN2=7-24)..... | 34 | 0.06 |
| 5 = 25 or More Visits (YUDYTXN2=25-31)..... | 16 | 0.03 |
| 6 = No Visits (YUDYTXYR=2,4)..... | 10401 | 17.92 |

(*YUMHCRN2, YUMHCRYR*)

CLINVST

Len : 1 RC-# TIMES YTH VISITED MENT HLTH CLIN IN PY

| | Freq | Pct |
|---|-------|-------|
| . = Unknown/Aged 18+ (Otherwise)..... | 47512 | 81.87 |
| 1 = 1 Visit (YUMHCRN2=1) | 102 | 0.18 |
| 2 = 2 Visits (YUMHCRN2=2)..... | 65 | 0.11 |
| 3 = 3-6 Visits (YUMHCRN2=3-6) | 144 | 0.25 |
| 4 = 7-24 Visits (YUMHCRN2=7-24) | 125 | 0.22 |
| 5 = 25 or More Visits (YUMHCRN2=25-31)..... | 64 | 0.11 |
| 6 = No Visits (YUMHCRYR=2,4) | 10022 | 17.27 |

RECORDED YOUTH MENTAL HEALTH SERVICE UTILIZATION

(YUTPSTN2, YUTPSTYR)

THERVST

Len : 1 RC-# TIMES YTH VISITED THERAPIST IN PY

| | Freq | Pct |
|---|-------|-------|
| . = Unknown/Aged 18+ (Otherwise)..... | 47656 | 82.12 |
| 1 = 1 Visit (YUTPSTN2=1)..... | 206 | 0.35 |
| 2 = 2 Visits (YUTPSTN2=2)..... | 152 | 0.26 |
| 3 = 3-6 Visits (YUTPSTN2=3-6)..... | 389 | 0.67 |
| 4 = 7-24 Visits (YUTPSTN2=7-24)..... | 461 | 0.79 |
| 5 = 25 or More Visits (YUTPSTN2=25-31)..... | 244 | 0.42 |
| 6 = No Visits (YUTPSTYR=2,4)..... | 8926 | 15.38 |

(YUIHTPN2, YUIHTPYR)

HOMEVST

Len : 1 RC-# TIMES YTH RCVD IN-HOME COUNSELING IN PY

| | Freq | Pct |
|--|-------|-------|
| . = Unknown/Aged 18+ (Otherwise)..... | 47551 | 81.94 |
| 1 = 1 Time (YUIHTPN2=1)..... | 88 | 0.15 |
| 2 = 2 Times (YUIHTPN2=2)..... | 63 | 0.11 |
| 3 = 3-6 Times (YUIHTPN2=3-6)..... | 102 | 0.18 |
| 4 = 7-24 Times (YUIHTPN2=7-24)..... | 110 | 0.19 |
| 5 = 25 or More Times (YUIHTPN2=25-31)..... | 44 | 0.08 |
| 6 = No Times (YUIHTPYR=2,4)..... | 10076 | 17.36 |

The following variable, SPINVST2, indicates how many overnight stays were reported at an inpatient/residential specialty mental health service in the past year. The number of overnight stays is calculated by adding the number of overnight stays at a hospital (YUHOSPN2) and residential treatment center (YURSIDN2). A value of 6 (No Overnight Stays) was assigned whenever a respondent said they had used none of the services (YUHOSPYR=2 and YURSIDYR=2). A value of missing was assigned when the response to whether received treatment or number of overnight stays was unknown for either of the locations (YUHOSPYR or YURSIDYR=85, 94, 97, 98 OR either of YUHOSPN2 or YURSIDN2=985, 994, 997, 998), unless the overnight stays for the service with non-missing information was greater than or equal to 25, in which case a value of 5 (25 or more stays) was assigned. A missing value was also assigned for respondents aged 18 or older.

(YUHOSPN2, YUHOSPYR, YURSIDN2, YURSIDYR)

SPINVST2

Len : 1 RC-REV # NIGHTS YTH STAYED IN SPECIALTY INPATIENT MH SRVC

| | Freq | Pct |
|---|-------|-------|
| . = Unknown/Aged 18+ (See comment above)..... | 47473 | 81.80 |
| 1 = 1 Overnight Stay (See comment above)..... | 75 | 0.13 |
| 2 = 2 Overnight Stays (See comment above)..... | 34 | 0.06 |
| 3 = 3-6 Overnight Stays (See comment above)..... | 35 | 0.06 |
| 4 = 7-24 Overnight Stays (See comment above)..... | 77 | 0.13 |
| 5 = 25 or More Overnight Stays (See comment above)..... | 28 | 0.05 |
| 6 = No Overnight Stays (See comment above)..... | 10312 | 17.77 |

The following variable, SPOUTVST, indicates how many times a specialty outpatient mental health service was visited in the past year. The number of visits is calculated by adding the number of visits to a day treatment facility (YUDYTXN2), mental health clinic (YUMHCRN2), private therapist (YUTPSTN2), and an in-home therapist (YUIHTPN2). A value of 6 (No Visits) was assigned whenever a respondent said they had used none of the services (YUDYTXYR, YUMHCRYR, YUTPSTYR, YUIHTPYR all equal 2). A value of missing was assigned when the response to whether received treatment or number of visits was unknown for any of the 4 locations (any of YUDYTXYR, YUMHCRYR, YUTPSTYR, YUIHTPYR=85, 94, 97, 98 OR any of YUDYTXN2, YUMHCRN2, YUTPSTN2, YUIHTPN2=985, 994, 997, 998), unless the sum of the visits for services with non-missing information was greater than or equal to 25, in which case a value of 5 (25 or more visits) was assigned. A missing value was also assigned for respondents aged 18 or older.

(YUDYTXN2, YUDYTXYR, YUIHTPN2, YUIHTPYR, YUMHCRN2, YUMHCRYR, YUTPSTN2, YUTPSTYR)

SPOUTVST

Len : 1 RC-# TIMES YTH VISITED A SPECIALTY OUTPATIENT MH SRVC

| | Freq | Pct |
|--|-------|-------|
| . = Unknown/Aged 18+ (See comment above)..... | 47751 | 82.28 |
| 1 = 1 Visit (See comment above)..... | 175 | 0.30 |
| 2 = 2 Visits (See comment above)..... | 171 | 0.29 |
| 3 = 3-6 Visits (See comment above)..... | 374 | 0.64 |
| 4 = 7-24 Visits (See comment above)..... | 512 | 0.88 |
| 5 = 25 or more Visits (See comment above)..... | 361 | 0.62 |
| 6 = No Visits (See comment above)..... | 8690 | 14.97 |

RECODED YOUTH MENTAL HEALTH SERVICE UTILIZATION

The following variable, SMHVST2, indicates the number of visits or overnight stays to a specialty mental health service in the past year. The number of visits/overnight stays is calculated by adding the number of overnight stays in a hospital (YUHOSP2) and residential treatment center (YURSIDN2), and the number of visits to a day treatment facility (YUDYTXN2), mental health clinic (YUMHCRN2), private therapist (YUTPSTN2), and in-home therapist (YUIHTPN2). A value of 6 (No Visits/Overnight Stays) was assigned whenever a respondent said they had used none of the services (YUHOSPYR, YURSIDYR, YUDYTXYR, YUMHCRYR, YUTPSTYR, YUIHTPYR all equal 2). A value of missing was assigned when the response to whether received treatment or number of visits/stays was unknown for any of the 6 locations (any of YUHOSPYR, YURSIDYR, YUDYTXYR, YUMHCRYR, YUTPSTYR, YUIHTPYR=85, 94, 97, 98 OR any of YUHOSP2, YURSIDN2, YUDYTXN2, YUMHCRN2, YUTPSTN2, YUIHTPN2=985, 994, 997, 998), unless the sum of the visits/overnight stays for services with non-missing information was greater than or equal to 25, in which case a value of 5 (25 or more visits/stays) was assigned. A missing value was also assigned for respondents aged 18 or older.

(YUDYTXN2, YUDYTXYR, YUHOSP2, YUHOSPYR, YUIHTPN2, YUIHTPYR, YUMHCRN2, YUMHCRYR, YURSIDN2, YURSIDYR, YUTPSTN2, YUTPSTYR)
SIMHVST2 Len : 1 RC-REV # STAYS/VISITS YTH MADE TO SPEC MH SERVICE

| | Freq | Pct |
|--|-------|-------|
| . = Unknown/Aged 18+ (See comment above) | 47776 | 82.32 |
| 1 = 1 Visit/Overnight Stay (See comment above)..... | 205 | 0.35 |
| 2 = 2 Visits/Overnight Stays (See comment above)..... | 191 | 0.33 |
| 3 = 3-6 Visits/Overnight Stays (See comment above)..... | 376 | 0.65 |
| 4 = 7-24 Visits/Overnight Stays (See comment above)..... | 521 | 0.90 |
| 5 = 25 or More Visits/Stays (See comment above) | 389 | 0.67 |
| 6 = No Visits/Stays (See comment above)..... | 8576 | 14.78 |

The following variable, SIMHDPR2, indicates whether a respondent received their most recent mental health services from at least one inpatient specialty mental health source in the past year because they were depressed. This recode was created by examination of the following source variables: stayed overnight in hospital (YUHODEPR) or residential treatment center (YURSDEPR) because they were depressed. None of the write-in other-specify values were applicable for this variable. Adults, youths that did not report receiving services from either of these inpatient/residential sources in the past year, and youths that reported receiving services in the past year, but did not indicate a valid reason for receiving services at any of these locations were assigned to the unknown category.

(YUHODEPR, YURSDEPR)
SIMHDPR2 Len : 1 RC-REV YTH LST RCVD INPT SP MH SVC B/C DEPRESSED

| | Freq | Pct |
|--|-------|-------|
| . = No Trt/Unknwn Reason/Aged 18+ (See comment above)..... | 57811 | 99.62 |
| 0 = Reason Not Indicated (Otherwise)..... | 84 | 0.14 |
| 1 = Reason Indicated (Any source variable=1,3) | 139 | 0.24 |

The following variable, SIMHFEA2, indicates whether a respondent received their most recent mental health services from at least one inpatient specialty mental health source in the past year because they were afraid/tense. This recode was created by examination of the following source variables: stayed overnight in hospital (YUHOFEAR) or residential treatment center (YURSFEAR) because they were afraid/tense. None of the write-in other-specify values were applicable for this variable. Adults, youths that did not report receiving services from either of these inpatient/residential sources in the past year, and youths that reported receiving services in the past year, but did not indicate a valid reason for receiving services at any of these locations were assigned to the unknown category.

(YUHOFEAR, YURSFEAR)
SIMHFEA2 Len : 1 RC-REV YTH LST RCVD INPT SP MH SVC B/C AFRAID/TENSE

| | Freq | Pct |
|--|-------|-------|
| . = No Trt/Unknwn Reason/Aged 18+ (See comment above)..... | 57810 | 99.61 |
| 0 = Reason Not Indicated (Otherwise)..... | 166 | 0.29 |
| 1 = Reason Indicated (Any source variable=1,3) | 58 | 0.10 |

The following variable, SIMHBRK2, indicates whether a respondent received their most recent mental health services from at least one inpatient specialty mental health source in the past year because they broke rules or "acted out". This recode was created by examination of the following source variables: stayed overnight in hospital (YUHOBKRU) or residential treatment center (YURSBKRU) because they broke rules or "acted out". None of the write-in other-specify values were applicable for this variable. Adults, youths that did not report receiving services from either of these inpatient/residential sources in the past year, and youths that reported receiving services in the past year, but did not indicate a valid reason for receiving services at any of these locations were assigned to the unknown category.

(YUHOBKRU, YURSBKRU)
SIMHBRK2 Len : 1 RC-REV YTH LST RCVD INPT SP MH SVC B/C BROKE RULES

| | Freq | Pct |
|--|-------|-------|
| . = No Trt/Unknwn Reason/Aged 18+ (See comment above)..... | 57813 | 99.62 |
| 0 = Reason Not Indicated (Otherwise)..... | 180 | 0.31 |
| 1 = Reason Indicated (Any source variable=1,3) | 41 | 0.07 |

RECORDED YOUTH MENTAL HEALTH SERVICE UTILIZATION

The following variable, SIMHEAT2, indicates whether a respondent received their most recent mental health services from at least one inpatient specialty mental health source in the past year because they had eating problems. This recode was created by examination of the following source variables: stayed overnight in hospital (YUHOEATP) or residential treatment center (YURSEATP) because they had eating problems. None of the write-in other-specify values were applicable for this variable. Adults, youths that did not report receiving services from either of these inpatient/residential sources in the past year, and youths that reported receiving services in the past year, but did not indicate a valid reason for receiving services at any of these locations were assigned to the unknown category.

(YUHOEATP, YURSEATP)

| | | | |
|-----------------|--|-------------|------------|
| <u>SIMHEAT2</u> | Len : 1 RC-REV YTH LST RCVD INPT SP MH SVC B/C EATING PRBLMS | | |
| | | Freq | Pct |
| . | = No Trt/Unknwn Reason/Aged 18+ (See comment above)..... | 57814 | 99.62 |
| 0 | = Reason Not Indicated (Otherwise)..... | 187 | 0.32 |
| 1 | = Reason Indicated (Any source variable=1,3)..... | 33 | 0.06 |

The following variable, SIMHANG2, indicates whether a respondent received their most recent mental health services from at least one inpatient specialty mental health source in the past year because they had trouble controlling anger. This recode was created by examination of the following source variables: stayed overnight in hospital (YUHOANGR) or residential treatment center (YURSANGR) because they had trouble controlling anger. None of the write-in other-specify values were applicable for this variable. Adults, youths that did not report receiving services from either of these inpatient/residential sources in the past year, and youths that reported receiving services in the past year, but did not indicate a valid reason for receiving services at any of these locations were assigned to the unknown category.

(YUHOANGR, YURSANGR)

| | | | |
|-----------------|--|-------------|------------|
| <u>SIMHANG2</u> | Len : 1 RC-REV YTH LST RCVD INPT SP MH SVC B/C ANGER CONTROL | | |
| | | Freq | Pct |
| . | = No Trt/Unknwn Reason/Aged 18+ (See comment above)..... | 57815 | 99.62 |
| 0 | = Reason Not Indicated (Otherwise)..... | 203 | 0.35 |
| 1 | = Reason Indicated (Any source variable=1,3)..... | 16 | 0.03 |

The following variable, SIMHFIT2, indicates whether a respondent received their most recent mental health services from at least one inpatient specialty mental health source in the past year because they were in physical fights. This recode was created by examination of the following source variables: stayed overnight in hospital (YUHOFITE) or residential treatment center (YURSFITE) because they were in physical fights. None of the write-in other-specify values were applicable for this variable. Adults, youths that did not report receiving services from either of these inpatient/residential sources in the past year, and youths that reported receiving services in the past year, but did not indicate a valid reason for receiving services at any of these locations were assigned to the unknown category.

(YUHOFITE, YURSFITE)

| | | | |
|-----------------|---|-------------|------------|
| <u>SIMHFIT2</u> | Len : 1 RC-REV YTH LST RCVD INPT SP MH SVC B/C PHYS FIGHT | | |
| | | Freq | Pct |
| . | = No Trt/Unknwn Reason/Aged 18+ (See comment above)..... | 57817 | 99.63 |
| 0 | = Reason Not Indicated (Otherwise)..... | 211 | 0.36 |
| 1 | = Reason Indicated (Any source variable=1,3)..... | 6 | 0.01 |

The following variable, SIMHFML2, indicates whether a respondent received their most recent mental health services from at least one inpatient specialty mental health source in the past year because they had problems at home or in their family. This recode was created by examination of the following source variables: stayed overnight in hospital (YUHOFMLY) or residential treatment center (YURSFMLY) because they had problems at home or in their family, as well as the write-in other-specify variables: most important reason for staying overnight in a hospital or residential treatment center was because they had problems at home or in their family. A respondent was classified as having indicated that they received mental health services for this reason if any of the above source variables=1, 3 or if any of the write-in other-specify variables indicated home or family problems. Adults, youths that did not report receiving services from either of these inpatient sources in the past year, and youths that reported receiving services in the past year, but did not indicate a valid reason for receiving services at any of these locations were assigned to the unknown category.

(YUHOFMLY, YURSFMLY)

| | | | |
|-----------------|--|-------------|------------|
| <u>SIMHFML2</u> | Len : 1 RC-REV YTH LST RCVD INPT SP MH SVC B/C HOME/FAM PROB | | |
| | | Freq | Pct |
| . | = No Trt/Unknwn Reason/Aged 18+ (See comment above)..... | 57816 | 99.62 |
| 0 | = Reason Not Indicated (Otherwise)..... | 202 | 0.35 |
| 1 | = Reason Indicated (See comment above)..... | 16 | 0.03 |

RECODED YOUTH MENTAL HEALTH SERVICE UTILIZATION

The following variable, SIMHFRD2, indicates whether a respondent received their most recent mental health services from at least one inpatient specialty mental health source in the past year because they had problems with a friend. This recode was created by examination of the following source variables: stayed overnight in hospital (YUHOFRND) or residential treatment center (YURSRFRND) because they had problems with a friend. None of the write-in other-specify values were applicable for this variable. Adults, youths that did not report receiving services from either of these inpatient/residential sources in the past year, and youths that reported receiving services in the past year, but did not indicate a valid reason for receiving services at any of these locations were assigned to the unknown category.

(YUHOFRND, YURSRFRND)

SIMHFRD2

Len : 1 RC-REV YTH LST RCVD INPT SP MH SVC B/C PROB W/FRND

| | Freq | Pct |
|--|-------|-------|
| . = No Trt/Unknwn Reason/Aged 18+ (See comment above)..... | 57816 | 99.62 |
| 0 = Reason Not Indicated (Otherwise)..... | 209 | 0.36 |
| 1 = Reason Indicated (Any source variable=1,3) | 9 | 0.02 |

The following variable, SIMHOTP2, indicates whether a respondent received their most recent mental health services from at least one inpatient specialty mental health source in the past year because they had problems with people other than family or friends. This recode was created by examination of the following source variables: stayed overnight in hospital (YUHOOTPP) or residential treatment center (YURSOTPP) because they had problems with people other than family or friends, as well as the corresponding write-in other-specify variables: most important reason for staying overnight in a hospital or residential treatment center was because they had problems with people other than family or friends. A respondent was classified as having indicated that they received inpatient mental health services for this reason if any of the above source variables=1, 3 or if any of the write-in other-specify variables indicated problems with others. Adults, youths that did not report receiving services from either of these inpatient sources in the past year, and youths that reported receiving services in the past year, but did not indicate a valid reason for receiving services at any of these locations were assigned to the unknown category.

(YUHOOTPP, YURSOTPP)

SIMHOTP2

Len : 1 RC-REV YTH LST RCVD INPT SP MH SVC B/C PRB W/OTH PERS

| | Freq | Pct |
|--|-------|-------|
| . = No Trt/Unknwn Reason/Aged 18+ (See comment above)..... | 57817 | 99.63 |
| 0 = Reason Not Indicated (Otherwise)..... | 211 | 0.36 |
| 1 = Reason Indicated (See comment above) | 6 | 0.01 |

The following variable, SIMHSCH2, indicates whether a respondent received their most recent mental health services from at least one inpatient specialty mental health source in the past year because they had problems at school. This recode was created by examination of the following source variables: stayed overnight in hospital (YUHOSCHL) or residential treatment center (YURSSCHL) because they had problems at school. None of the write-in other-specify values were applicable for this variable. Adults, youths that did not report receiving services from either of these inpatient/residential sources in the past year, and youths that reported receiving services in the past year, but did not indicate a valid reason for receiving services at any of these locations were assigned to the unknown category.

(YUHOSCHL, YURSSCHL)

SIMHSCH2

Len : 1 RC-REV YTH LST RCVD INPT SP MH SVC B/C PROB AT SCH

| | Freq | Pct |
|--|-------|-------|
| . = No Trt/Unknwn Reason/Aged 18+ (See comment above)..... | 57816 | 99.62 |
| 0 = Reason Not Indicated (Otherwise)..... | 204 | 0.35 |
| 1 = Reason Indicated (Any source variable=1,3) | 14 | 0.02 |

The following variable, SIMHMEN2, indicates whether a respondent received their most recent mental health services from at least one inpatient specialty mental health source in the past year because they had a diagnosed mental disorder. This recode was created based only on responses to other-specify write-in variables: most important reason for staying overnight in a hospital or residential treatment center was because they had a diagnosed mental disorder. A respondent was classified as having indicated that they received mental health services for this reason if any of the above other-specify variables indicated reasons related to mental disorders. Adults, youths that did not report receiving services from either of these inpatient sources in the past year, and youths that reported receiving services in the past year, but did not indicate a valid reason for receiving services at any of these locations were assigned to the unknown category.

SIMHMEN2

Len : 1 RC-REV YTH LST RCVD INPT SP MH SVC B/C DIAG MNTL DIS

| | Freq | Pct |
|--|-------|-------|
| . = No Trt/Unknwn Reason/Aged 18+ (See comment above)..... | 57820 | 99.63 |
| 0 = Reason Not Indicated (Otherwise)..... | 210 | 0.36 |
| 1 = Reason Indicated (See comment above) | 4 | 0.01 |

RECODED YOUTH MENTAL HEALTH SERVICE UTILIZATION

The following variable, SIMHOTH3, indicates whether a respondent received their most recent mental health services from at least one inpatient specialty mental health source in the past year because of some other reason. This recode was created based only on responses to other-specify write-in variables: most important reason for staying overnight in a hospital or residential treatment center was because of some other reason. A respondent was classified as having indicated that they received mental health services for this reason if any of the above other-specify variables indicated some other reason, not otherwise specified. Adults, youths that did not report receiving services from either of these inpatient sources in the past year, and youths that reported receiving services in the past year, but did not indicate a valid reason for receiving services at any of these locations were assigned to the unknown category.

SIMHOTH3 Len : 1 RC-YTH RCVD LAST SPEC MH SRVC IN PY B/C OTHER REASONS

| | Freq | Pct |
|--|-------|-------|
| . = No Trt/Unknwn Reason/Aged 18+ (See comment above)..... | 57820 | 99.63 |
| 0 = Reason Not Indicated (Otherwise)..... | 204 | 0.35 |
| 1 = Reason Indicated (See comment above)..... | 10 | 0.02 |

The following variable, SOMHDPR, indicates whether a respondent received their most recent mental health services from at least one outpatient specialty mental health source in the past year because they were depressed. This recode was created by examination of the following source variables: visited a day treatment program (YUDYDEPR), mental health center (YUMHDEPR), private therapist (YUTPDEPR), and received treatment from in-home therapist (YUIHDEPR) because they were depressed. None of the write-in other-specify values were applicable for this variable. Adults, youths that did not report receiving services from any of the 4 outpatient sources in the past year, and youths that reported receiving services in the past year, but did not indicate a valid reason for receiving services at any of these locations were assigned to the unknown category.

(YUDYDEPR, YUIHDEPR, YUMHDEPR, YUTPDEPR)
SOMHDPR Len : 1 RC-YTH RCVD LAST OUTPT SPEC MH SRVC B/C DEPRESSED

| | Freq | Pct |
|--|-------|-------|
| . = No Trt/Unknwn Reason/Aged 18+ (See comment above)..... | 56296 | 97.01 |
| 0 = Reason Not Indicated (Otherwise)..... | 646 | 1.11 |
| 1 = Reason Indicated (Any source variable=1,3)..... | 1092 | 1.88 |

The following variable, SOMHFEA, indicates whether a respondent received their most recent mental health services from at least one outpatient specialty mental health source in the past year because they were afraid/tense. This recode was created by examination of the following source variables: visited a day treatment program (YUDYFEAR), mental health center (YUMHFEAR), private therapist (YUTPFEAR), and received treatment from an in-home therapist (YUIHFEAR) because they were afraid/tense. None of the write-in other-specify values were applicable for this variable. Adults, youths that did not report receiving services from any of the 4 outpatient sources in the past year, and youths that reported receiving services in the past year, but did not indicate a valid reason for receiving services at any of these locations were assigned to the unknown category.

(YUDYFEAR, YUIHFEAR, YUMHFEAR, YUTPFEAR)
SOMHFEA Len : 1 RC-YTH RCVD LAST OUTPT SPEC MH SRVC B/C AFRAID/TENSE

| | Freq | Pct |
|--|-------|-------|
| . = No Trt/Unknwn Reason/Aged 18+ (See comment above)..... | 56311 | 97.03 |
| 0 = Reason Not Indicated (Otherwise)..... | 1015 | 1.75 |
| 1 = Reason Indicated (Any source variable=1,3)..... | 708 | 1.22 |

The following variable, SOMHBRK, indicates whether a respondent received their most recent mental health services from at least one outpatient specialty mental health source in the past year because they broke rules or "acted out". This recode was created by examination of the following source variables: visited a day treatment program (YUDYBKRU), mental health center (YUMHBKRU), private therapist (YUTPBKRU), and received treatment from an in-home therapist (YUIHBKRU) because they broke rules or "acted out". None of the write-in other-specify values were applicable for this variable. Adults, youths that did not report receiving services from any of the 4 outpatient sources in the past year, and youths that reported receiving services in the past year, but did not indicate a valid reason for receiving services at any of these locations were assigned to the unknown category.

(YUDYBKRU, YUIHBKRU, YUMHBKRU, YUTPBKRU)
SOMHBRK Len : 1 RC-YTH RCVD LAST OUTPT SPEC MH SRVC B/C BROKE RULE

| | Freq | Pct |
|--|-------|-------|
| . = No Trt/Unknwn Reason/Aged 18+ (See comment above)..... | 56338 | 97.08 |
| 0 = Reason Not Indicated (Otherwise)..... | 1426 | 2.46 |
| 1 = Reason Indicated (Any source variable=1,3)..... | 270 | 0.47 |

RECORDED YOUTH MENTAL HEALTH SERVICE UTILIZATION

The following variable, SOMHEAT, indicates whether a respondent received their most recent mental health services from at least one outpatient specialty mental health source in the past year because they had eating problems. This recode was created by examination of the following source variables: visited a day treatment program (YUDYEATP), mental health center (YUMHEATP), private therapist (YUTPEATP), and received treatment from an in-home therapist (YUIHEATP) because they had eating problems. None of the write-in other-specify values were applicable for this variable. Adults, youths that did not report receiving services from any of the 4 outpatient sources in the past year, and youths that reported receiving services in the past year, but did not indicate a valid reason for receiving services at any of these locations were assigned to the unknown category.

(YUDYEATP, YUIHEATP, YUMHEATP, YUTPEATP)

SOMHEAT

Len : 1 RC-YTH RCVD LAST OUTPT SPEC MH SRVC B/C EATING PROBS

| | Freq | Pct |
|--|-------|-------|
| . = No Trt/Unknwn Reason/Aged 18+ (See comment above)..... | 56336 | 97.07 |
| 0 = Reason Not Indicated (Otherwise)..... | 1384 | 2.38 |
| 1 = Reason Indicated (Any source variable=1,3) | 314 | 0.54 |

The following variable, SOMHANGR, indicates whether a respondent received their most recent mental health services from at least one outpatient specialty mental health source in the past year because they had problems controlling anger. This recode was created by examination of the following source variables: visited a day treatment program (YUDYANGR), mental health center (YUMHANGR), private therapist (YUTPANGR), and received treatment from an in-home therapist (YUIHANGR) because they had trouble controlling anger. None of the write-in other-specify values were applicable for this variable. Adults, youths that did not report receiving services from any of the 4 outpatient sources in the past year, and youths that reported receiving services in the past year, but did not indicate a valid reason for receiving services at any of these locations were assigned to the unknown category.

(YUDYANGR, YUIHANGR, YUMHANGR, YUTPANGR)

SOMHANGR

Len : 1 RC-YTH RCVD LAST OUTPT SPEC MH SRVC B/C ANGER CONTROL

| | Freq | Pct |
|--|-------|-------|
| . = No Trt/Unknwn Reason/Aged 18+ (See comment above)..... | 56343 | 97.09 |
| 0 = Reason Not Indicated (Otherwise)..... | 1464 | 2.52 |
| 1 = Reason Indicated (Any source variable=1,3) | 227 | 0.39 |

The following variable, SOMHFITE, indicates whether a respondent received their most recent mental health services from at least one outpatient specialty mental health source in the past year because they were in physical fights. This recode was created by examination of the following source variables: visited a day treatment program (YUDYFITE), mental health center (YUMHFITE), private therapist (YUTPFITE), and received treatment from an in-home therapist (YUIHFITE) because they were in physical fights. None of the write-in other-specify values were applicable for this variable. Adults, youths that did not report receiving services from any of the 4 outpatient sources in the past year, and youths that reported receiving services in the past year, but did not indicate a valid reason for receiving services at any of these locations were assigned to the unknown category.

(YUDYFITE, YUIHFITE, YUMHFITE, YUTPFITE)

SOMHFITE

Len : 1 RC-YTH RCVD LAST OUTPT SPEC MH SRVC B/C PHYS FIGHT

| | Freq | Pct |
|--|-------|-------|
| . = No Trt/Unknwn Reason/Aged 18+ (See comment above)..... | 56354 | 97.11 |
| 0 = Reason Not Indicated (Otherwise)..... | 1653 | 2.85 |
| 1 = Reason Indicated (Any source variable=1,3) | 27 | 0.05 |

The following variable, SOMHFMLY, indicates whether a respondent received their most recent mental health services from at least one outpatient specialty mental health source in the past year because they had problems at home or in their family. This recode was created by examination of the following source variables: visited a day treatment program (YUDYFMLY), mental health center (YUMHFMLY), private therapist (YUTPFMLY), and received treatment from an in-home therapist (YUIHFMLY) because they had problems at home or in their family, as well as the write-in other-specify variables: most important reason for visits to a day treatment program, mental health center, private therapist, and treatment from an in-home therapist was because they had problems at home or in their family. A respondent was classified as having indicated that they received mental health services for this reason if any of the above source variables=1,3 or if any of the write-in other-specify variables indicated home or family problems. Adults, youths that did not report receiving services from any of the 4 outpatient sources in the past year, and youths that reported receiving services in the past year, but did not indicate a valid reason for receiving services at any of these locations were assigned to the unknown category.

(YUDYFMLY, YUIHFMLY, YUMHFMLY, YUTPFMLY)

SOMHFMLY

Len : 1 RC-YTH RCVD LAST OUTPT SPEC MH SRVC B/C HOME/FAM PROB

| | Freq | Pct |
|--|-------|-------|
| . = No Trt/Unknwn Reason/Aged 18+ (See comment above)..... | 56337 | 97.08 |
| 0 = Reason Not Indicated (Otherwise)..... | 1285 | 2.21 |
| 1 = Reason Indicated (See comment above) | 412 | 0.71 |

RECODED YOUTH MENTAL HEALTH SERVICE UTILIZATION

The following variable, SOMHFRND, indicates whether a respondent received their most recent mental health services from at least one outpatient specialty mental health source in the past year because they had problems with a friend. This recode was created by examination of the following source variables: visited a day treatment program (YUDYFRND), mental health center (YUMHFRND), private therapist (YUTPFRND), and received treatment from an in-home therapist (YUIHFRND) because they had problems with a friend. None of the write-in other-specify values were applicable for this variable. Adults, youths that did not report receiving services from any of the 4 outpatient sources in the past year, and youths that reported receiving services in the past year, but did not indicate a valid reason for receiving services at any of these locations were assigned to the unknown category.

(YUDYFRND, YUIHFRND, YUMHFRND, YUTPFRND)

SOMHFRND Len : 1 RC-YTH RCVD LAST OUTPT SPEC MH SRVC B/C PROB W/ FRND

| | Freq | Pct |
|--|-------|-------|
| . = No Trt/Unknwn Reason/Aged 18+ (See comment above)..... | 56340 | 97.08 |
| 0 = Reason Not Indicated (Otherwise)..... | 1465 | 2.52 |
| 1 = Reason Indicated (Any source variable=1,3) | 229 | 0.39 |

The following variable, SOMHOTPP, indicates whether a respondent received their most recent mental health services from at least one outpatient specialty mental health source in the past year because they had had problems with people other than family or friends. This recode was created by examination of the following source variables: visited a day treatment program (YUDYOTPP), mental health center (YUMHOTPP), private therapist (YUTPOTPP), and received treatment from an in-home therapist (YUIHOTPP) because they had problems with people other than family or friends, as well as the write-in other-specify variables: most important reason visited a day treatment program, mental health center, private therapist, and received treatment from an in-home therapist was because they had problems with other people other than family or friends. A respondent was classified as having indicated that they received mental health services for this reason if any of the above source variables=1,3 or if any of the write-in other-specify variables indicated problems with others. Adults, youths that did not report receiving services from any of the 4 outpatient sources in the past year, and youths that reported receiving services in the past year, but did not indicate a valid reason for receiving services at any of these locations were assigned to the unknown category.

(YUDYOTPP, YUIHOTPP, YUMHOTPP, YUTPOTPP)

SOMHOTPP Len : 1 RC-YTH RCVD LST OUTP SPC MH SRVC B/C PROB W/ OTH PERS

| | Freq | Pct |
|--|-------|-------|
| . = No Trt/Unknwn Reason/Aged 18+ (See comment above)..... | 56344 | 97.09 |
| 0 = Reason Not Indicated (Otherwise)..... | 1551 | 2.67 |
| 1 = Reason Indicated (See comment above) | 139 | 0.24 |

The following variable, SOMHSCHL, indicates whether a respondent received their most recent mental health services from at least one outpatient specialty mental health source in the past year because they had problems at school. This recode was created by examination of the following source variables: visited a day treatment program (YUDYSCHL), mental health center (YUMHSCHL), private therapist (YUTPSCHL), and received treatment from an in-home therapist (YUIHSCHL) because they had problems at school. None of the write-in other-specify values were applicable for this variable. Adults, youths that did not report receiving services from any of the 4 outpatient sources in the past year, and youths that reported receiving services in the past year, but did not indicate a valid reason for receiving services at any of these locations were assigned to the unknown category.

(YUDYSCHL, YUIHSCHL, YUMHSCHL, YUTPSCHL)

SOMHSCHL Len : 1 RC-YTH RCVD LAST OUTPT SPEC MH SRVC B/C PROB AT SCH

| | Freq | Pct |
|--|-------|-------|
| . = No Trt/Unknwn Reason/Aged 18+ (See comment above)..... | 56340 | 97.08 |
| 0 = Reason Not Indicated (Otherwise)..... | 1407 | 2.42 |
| 1 = Reason Indicated (Any source variable=1,3) | 287 | 0.49 |

The following variable, SOMHMEND, indicates whether a respondent received their most recent mental health services from at least one outpatient specialty mental health source in the past year because they had a diagnosed mental disorder. This recode was based only on responses to other specify write-in variables: most important reason visited a day treatment program, mental health center, private therapist, and received treatment from an in-home therapist was because they had a diagnosed mental disorder. A respondent was classified as having indicated that they received mental health services for this reason if any of the above other-specify variables indicated reasons related to mental disorders. Adults, youths that did not report receiving services from any of the 4 outpatient sources in the past year, and youths that reported receiving services in the past year, but did not indicate a valid reason for receiving services at any of these locations were assigned to the unknown category.

SOMHMEND Len : 1 RC-YTH RCVD LAST OUTPT SPEC MH SRVC B/C DIAG MNTL DIS

| | Freq | Pct |
|--|-------|-------|
| . = No Trt/Unknwn Reason/Aged 18+ (See comment above)..... | 56375 | 97.14 |
| 0 = Reason Not Indicated (Otherwise)..... | 1584 | 2.73 |
| 1 = Reason Indicated (See comment above) | 75 | 0.13 |

RECODED YOUTH MENTAL HEALTH SERVICE UTILIZATION

The following variable, SOMHOTH2, indicates whether a respondent received their most recent mental health services from at least one outpatient specialty mental health source in the past year because of some other reasons. This recode was created based only on responses to other-specify write-in variables: most important reason visited a day treatment program, mental health center, private therapist, or received treatment from an in-home therapist was because of some other reason. A respondent was classified as having indicated that they received mental health services for this reason if any of the write-in other-specify variables indicated some other reason, not otherwise specified. Adults, youths that did not report receiving services from any of the 4 outpatient sources in the past year, and youths that reported receiving services in the past year, but did not indicate a valid reason for receiving services at any of these locations were assigned to the unknown category.

SOMHOTH2 Len : 1 RC-YTH RCVD LAST OUTPT SPEC MH SRVC B/C OTHER REASONS

| | Freq | Pct |
|--|-------|-------|
| . = No Trt/Unknwn Reason/Aged 18+ (See comment above)..... | 56364 | 97.12 |
| 0 = Reason Not Indicated (Otherwise)..... | 1434 | 2.47 |
| 1 = Reason Indicated (See comment above)..... | 236 | 0.41 |

The following variable, SMHDPR2, indicates whether a respondent received their most recent mental health services from at least one specialty mental health source in the past year because they were depressed. This recode was created by examination of the following source variables: stayed overnight in hospital (YUHODEPR), residential treatment center (YURSDEPR), or visited a day treatment program (YUDYDEPR), mental health center (YUMHDEPR), private therapist (YUTPDEPR), or received treatment from an in-home therapist (YUIHDEPR) because they were depressed. None of the write-in other-specify values were applicable for this variable. Adults, youths that did not report receiving services from any of the 6 specialty sources in the past year, and youths that reported receiving services in the past year, but did not indicate a valid reason for receiving services at any of these locations were assigned to the unknown category.

(YUDYDEPR, YUHODEPR, YUIHDEPR, YUMHDEPR, YURSDEPR, YUTPDEPR)
SMHDPR2 Len : 1 RC-REV YTH LST RCVD SP MH SVC IN PY BC DEPRESSED

| | Freq | Pct |
|--|-------|-------|
| . = No Trt/Unknwn Reason/Aged 18+ (See comment above)..... | 56236 | 96.90 |
| 0 = Reason Not Indicated (Otherwise)..... | 669 | 1.15 |
| 1 = Reason Indicated (Any source variable=1,3)..... | 1129 | 1.95 |

The following variable, SMHFEA2, indicates whether a respondent received their most recent mental health services from at least one specialty mental health source in the past year because they were afraid/tense. This recode was created by examination of the following source variables: stayed overnight in hospital (YUHOFEAR), residential treatment center (YURSFEAR), or visited a day treatment program (YUDYFEAR), mental health center (YUMHFEAR), private therapist (YUTPFEAR), or received treatment from an in-home therapist (YUIHFEAR) because they were afraid/tense. None of the write-in other-specify values were applicable for this variable. Adults, youths that did not report receiving services from any of the 6 specialty sources in the past year, and youths that reported receiving services in the past year, but did not indicate a valid reason for receiving services at any of these locations were assigned to the unknown category.

(YUDYFEAR, YUHOFEAR, YUIHFEAR, YUMHFEAR, YURSFEAR, YUTPFEAR)
SMHFEA2 Len : 1 RC-REV YTH LST RCVD SP MH SVC IN PY BC AFRAID/TENSE

| | Freq | Pct |
|--|-------|-------|
| . = No Trt/Unknwn Reason/Aged 18+ (See comment above)..... | 56255 | 96.93 |
| 0 = Reason Not Indicated (Otherwise)..... | 1047 | 1.80 |
| 1 = Reason Indicated (Any source variable=1,3)..... | 732 | 1.26 |

The following variable, SMHBRK2, indicates whether a respondent received their most recent mental health services from at least one specialty mental health source in the past year because they broke rules or "acted out". This recode was created by examination of the following source variables: stayed overnight in hospital (YUHOBKRU), residential treatment center (YURSBKRU), or visited a day treatment program (YUDYBKRU), mental health center (YUMHBKRU), private therapist (YUTPBKRU), or received treatment from an in-home therapist (YUIHBKRU) because they broke rules or "acted out". None of the write-in other-specify values were applicable for this variable. Adults, youths that did not report receiving services from any of the 6 specialty sources in the past year, and youths that reported receiving services in the past year, but did not indicate a valid reason for receiving services at any of these locations were assigned to the unknown category.

(YUDYBKRU, YUHOBKRU, YUIHBKRU, YUMHBKRU, YURSBKRU, YUTPBKRU)
SMHBRK2 Len : 1 RC-REV YTH LST RCVD SP MH SVC IN PY BC BROKE RULES

| | Freq | Pct |
|--|-------|-------|
| . = No Trt/Unknwn Reason/Aged 18+ (See comment above)..... | 56284 | 96.98 |
| 0 = Reason Not Indicated (Otherwise)..... | 1459 | 2.51 |
| 1 = Reason Indicated (Any source variable=1,3)..... | 291 | 0.50 |

RECORDED YOUTH MENTAL HEALTH SERVICE UTILIZATION

The following variable, SMHEAT2, indicates whether a respondent received their most recent mental health services from at least one specialty mental health source in the past year because they had eating problems. This recode was created by examination of the following source variables: stayed overnight in hospital (YUHOEATP), residential treatment center (YURSEATP), or visited a day treatment program (YUDYEATP), mental health center (YUMHEATP), private therapist (YUTPEATP), or received treatment from an in-home therapist (YUIHEATP) because they had eating problems. None of the write-in other-specify values were applicable for this variable. Adults, youths that did not report receiving services from any of the 6 specialty sources in the past year, and youths that reported receiving services in the past year, but did not indicate a valid reason for receiving services at any of these locations were assigned to the unknown category.

(YUDYEATP, YUHOEATP, YUIHEATP, YUMHEATP, YURSEATP, YUTPEATP)

SMHEAT2 Len : 1 RC-REV YTH LST RCVD SP MH SVC IN PY BC EATING PROBS

| | Freq | Pct |
|--|-------|-------|
| . = No Trt/Unknwn Reason/Aged 18+ (See comment above)..... | 56287 | 96.99 |
| 0 = Reason Not Indicated (Otherwise)..... | 1424 | 2.45 |
| 1 = Reason Indicated (Any source variable=1,3) | 323 | 0.56 |

The following variable, SMHANGR2, indicates whether a respondent received their most recent mental health services from at least one specialty mental health source in the past year because they had trouble controlling anger. This recode was created by examination of the following source variables: stayed overnight in hospital (YUHOANGR), residential treatment center (YURSANGR), or visited a day treatment program (YUDYANGR), mental health center (YUMHANGR), private therapist (YUTPANGR), or received treatment from an in-home therapist (YUIHANGR) because they had trouble controlling anger. None of the write-in other-specify values were applicable for this variable. Adults, youths that did not report receiving services from any of the 6 specialty sources in the past year, and youths that reported receiving services in the past year, but did not indicate a valid reason for receiving services at any of these locations were assigned to the unknown category.

(YUDYANGR, YUHOANGR, YUIHANGR, YUMHANGR, YURSANGR, YUTPANGR)

SMHANGR2 Len : 1 RC-REV YTH LST RCVD SP MH SVC IN PY BC ANGER CNTRL

| | Freq | Pct |
|--|-------|-------|
| . = No Trt/Unknwn Reason/Aged 18+ (See comment above)..... | 56289 | 96.99 |
| 0 = Reason Not Indicated (Otherwise)..... | 1510 | 2.60 |
| 1 = Reason Indicated (Any source variable=1,3) | 235 | 0.40 |

The following variable, SMHFITE2, indicates whether a respondent received their most recent mental health services from at least one specialty mental health source in the past year because they were in physical fights. This recode was created by examination of the following source variables: stayed overnight in hospital (YUHOFITE), residential treatment center (YURSFITE), or visited a day treatment program (YUDYFITE), mental health center (YUMHFITE), private therapist (YUTPFITE), or received treatment from an in-home therapist (YUIHFITE) because they were in physical fights. None of the write-in other-specify values were applicable for this variable. Adults, youths that did not report receiving services from any of the 6 specialty sources in the past year, and youths that reported receiving services in the past year, but did not indicate a valid reason for receiving services at any of these locations were assigned to the unknown category.

(YUDYFITE, YUHOFITE, YUIHFITE, YUMHFITE, YURSFITE, YUTPFITE)

SMHFITE2 Len : 1 RC-REV YTH LST RCVD SP MH SVC IN PY BC PHYS FIGHT

| | Freq | Pct |
|--|-------|-------|
| . = No Trt/Unknwn Reason/Aged 18+ (See comment above)..... | 56307 | 97.02 |
| 0 = Reason Not Indicated (Otherwise)..... | 1697 | 2.92 |
| 1 = Reason Indicated (Any source variable=1,3) | 30 | 0.05 |

The following variable, SMHFMLY2, indicates whether a respondent received their most recent mental health services from at least one specialty mental health source in the past year because they had problems at home or in their family. This recode was created by examination of the following source variables: stayed overnight in hospital (YUHOFMLY), residential treatment center (YURSFMLY), or visited a day treatment program (YUDYFMLY), mental health center (YUMHFMLY), private therapist (YUTPFMLY), or received treatment from an in-home therapist (YUIHFMLY) because they had problems at home or in their family, as well as the write-in other-specify variables: most important reason for staying overnight in a hospital, residential treatment center, or visited a day treatment program, mental health center, private therapist, or received treatment from an in-home therapist was because they had problems at home or in their family. A respondent was classified as having indicated that they received mental health services for this reason if any of the above source variables=1, 3 or if any of the write-in other-specify variables indicated home or family problems. Adults, youths that did not report receiving services from any of the 6 specialty sources in the past year, and youths that reported receiving services in the past year, but did not indicate a valid reason for receiving services at any of these locations were assigned to the unknown category.

(YUDYFMLY, YUHOFMLY, YUIHFMLY, YUMHFMLY, YURSFMLY, YUTPFMLY)

SMHFMLY2 Len : 1 RC-YTH RCVD LAST SPEC MH SRVC IN PY B/C HOME/FAM PRB

| | Freq | Pct |
|--|-------|-------|
| . = No Trt/Unknwn Reason/Aged 18+ (See comment above)..... | 56287 | 96.99 |
| 0 = Reason Not Indicated (Otherwise)..... | 1325 | 2.28 |
| 1 = Reason Indicated (See comment above) | 422 | 0.73 |

RECORDED YOUTH MENTAL HEALTH SERVICE UTILIZATION

The following variable, SMHFRND2, indicates whether a respondent received their most recent mental health services from at least one specialty mental health source in the past year because they had problems with a friend. This recode was created by examination of the following source variables: stayed overnight in hospital (YUHOFRND), residential treatment center (YURSFRRND), or visited a day treatment program (YUDYFRND), mental health center (YUMHFRND), private therapist (YUTPFRND), or received treatment from an in-home therapist (YUIHFRND) because they had problems with a friend. None of the write-in other-specify values were applicable for this variable. Adults, youths that did not report receiving services from any of the 6 specialty sources in the past year, and youths that reported receiving services in the past year, but did not indicate a valid reason for receiving services at any of these locations were assigned to the unknown category.

(YUDYFRND, YUHOFRND, YUIHFRND, YUMHFRND, YURSFRRND, YUTPFRND)

SMHFRND2

Len : 1 RC-REV YTH LST RCVD SP MH SVC IN PY BC PROB W/FRND

| | Freq | Pct |
|--|-------|-------|
| . = No Trt/Unknwn Reason/Aged 18+ (See comment above)..... | 56293 | 97.00 |
| 0 = Reason Not Indicated (Otherwise)..... | 1506 | 2.60 |
| 1 = Reason Indicated (Any source variable=1,3) | 235 | 0.40 |

The following variable, SMHOTPP2, indicates whether a respondent received their most recent mental health services from at least one specialty mental health source in the past year because they had problems with people other than family or friends. This recode was created by examination of the following source variables: stayed overnight in hospital (YUHOOTPP), residential treatment center (YURSOTPP), or visited a day treatment program (YUDYOTPP), mental health center (YUMHOTPP), private therapist (YUTPOTPP), or received treatment from an in-home therapist (YUIHOTPP) because they had problems with other people other than family or friends, as well as the write-in other-specify variables: most important reason for staying overnight in a hospital, residential treatment center, or visits to a day treatment program, mental health center, private therapist, or received treatment from an in-home therapist because they had problems with other people other than family or friends. A respondent was classified as having indicated that they received mental health services for this reason if any of the above source variables=1, 3 or if any of the write-in other-specify variables indicated problems with others. Adults that did not report receiving services from any of the 6 specialty sources in the past year, and youths that reported receiving services in the past year, but did not indicate a valid reason for receiving services at any of these locations were assigned to the unknown category.

(YUDYOTPP, YUHOOTPP, YUIHOTPP, YUMHOTPP, YURSOTPP, YUTPOTPP)

SMHOTPP2

Len : 1 RC-YTH RCVD LST SPC MH SRVC IN PY B/C PRB W/ OTH PERS

| | Freq | Pct |
|--|-------|-------|
| . = No Trt/Unknwn Reason/Aged 18+ (See comment above)..... | 56297 | 97.01 |
| 0 = Reason Not Indicated (Otherwise)..... | 1595 | 2.75 |
| 1 = Reason Indicated (See comment above) | 142 | 0.24 |

The following variable, SMHSCHL2, indicates whether a respondent received their most recent mental health services from at least one specialty mental health source in the past year because they had problems at school. This recode was created by examination of the following source variables: stayed overnight in hospital (YUHOSCHL), residential treatment center (YURSSCHL), or visited a day treatment program (YUDYSCHL), mental health center (YUMHSCHL), private therapist (YUTPSCHL), or received treatment from an in-home therapist (YUIHSCHL) because they had problems at school. None of the write-in other-specify values were applicable for this variable. Adults, youths that did not report receiving services from any of the 6 specialty sources in the past year, and youths that reported receiving services in the past year, but did not indicate a valid reason for receiving services at any of these locations were assigned to the unknown category.

(YUDYSCHL, YUHOSCHL, YUIHSCHL, YUMHSCHL, YURSSCHL, YUTPSCHL)

SMHSCHL2

Len : 1 RC-REV YTH LST RCVD SP MH SVC IN PY BC PROB AT SCH

| | Freq | Pct |
|--|-------|-------|
| . = No Trt/Unknwn Reason/Aged 18+ (See comment above)..... | 56291 | 97.00 |
| 0 = Reason Not Indicated (Otherwise)..... | 1446 | 2.49 |
| 1 = Reason Indicated (Any source variable=1,3) | 297 | 0.51 |

The following variable, SMHMEND2, indicates whether a respondent received their most recent mental health services from at least one specialty mental health source in the past year because they had a diagnosed mental disorder. This recode was created based only on responses to other-specify write-in variables: most important reason for staying overnight in a hospital, residential treatment center, or visited a day treatment program, mental health center, private therapist, or received treatment from an in-home therapist was because they had a diagnosed mental disorder. A respondent was classified as having indicated that they received mental health services for this reason if any of the above other-specify variables indicated reasons related to mental disorders. Adults, youths that did not report receiving services from any of the 6 specialty sources in the past year, and youths that reported receiving services in the past year, but did not indicate a valid reason for receiving services at any of these locations were assigned to the unknown category.

SMHMEND2

Len : 1 RC-YTH RCVD LAST SPEC MH SRVC IN PY B/C DIAG MNTL DIS

| | Freq | Pct |
|--|-------|-------|
| . = No Trt/Unknwn Reason/Aged 18+ (See comment above)..... | 56330 | 97.06 |
| 0 = Reason Not Indicated (Otherwise)..... | 1626 | 2.80 |
| 1 = Reason Indicated (See comment above) | 78 | 0.13 |

RECODED YOUTH MENTAL HEALTH SERVICE UTILIZATION

The following variable, SMHOTH3, indicates whether a respondent received their most recent mental health services from at least one specialty mental health source in the past year because of some other reason. This recode was created based only on responses to other-specify write-in variables: most important reason for staying overnight in a hospital, residential treatment center, or visited a day treatment program, mental health center, private therapist, or received treatment from an in-home therapist because of some other reason. A respondent was classified as having indicated that they received mental health services for this reason if any of the above other-specify variables indicated some other reason. Adults, youths that did not report receiving services from any of the 6 specialty sources in the past year, and youths that reported receiving services in the past year, but did not indicate a valid reason for receiving services at any of these locations were assigned to the unknown category.

SMHOTH3 Len : 1 RC-YTH RCVD LAST SPEC MH SRVC IN PY B/C OTHER REASONS

| | Freq | Pct |
|--|-------|-------|
| . = No Trt/Unknwn Reason/Aged 18+ (See comment above)..... | 56319 | 97.04 |
| 0 = Reason Not Indicated (Otherwise)..... | 1474 | 2.54 |
| 1 = Reason Indicated (See comment above)..... | 241 | 0.42 |

NOTE: The following 12 variables contain the reasons youths last talked with their school social worker, school psychologist, or school counselor in the past year.

The following variables, SHSWXXX, indicate whether a respondent last talked with their school social worker, school psychologist, or school counselor in the past year because of respective reasons. Youths were assigned a "Reason not indicated" for the specific reason if they did not indicate that specific reason for their last talk with their school social worker, school psychologist, or school counselor (YUSWXXXX=6) but did indicate one of the other 12 reasons. Adults, youths that did not report or had unknown information about receiving services from a school social worker, school psychologist, or school counselor in the past year, and youths that reported receiving services in the past year, but did not indicate any valid reason for receiving services were assigned to the unknown category.

(YUSWDEPR)
SHSWDPR Len : 1 RC-YTH LAST TLKD W/ SCH SOC WRKR IN PY B/C DEPRESSED

| | Freq | Pct |
|---|-------|-------|
| . = No/Unkn Trt/Unkn Reas/Aged 18+ (See comment)..... | 57150 | 98.48 |
| 0 = Reason Not Indicated (See comment)..... | 462 | 0.80 |
| 1 = Reason Indicated (YUSWDEPR=1,3)..... | 422 | 0.73 |

(YUSWFEAR)
SHSWFEA Len : 1 RC-YTH LAST TLKD W/ SCH SOC WRKR IN PY B/C AFRD/TENSE

| | Freq | Pct |
|---|-------|-------|
| . = No/Unkn Trt/Unkn Reas/Aged 18+ (See comment)..... | 57150 | 98.48 |
| 0 = Reason Not Indicated (See comment)..... | 601 | 1.04 |
| 1 = Reason Indicated (YUSWFEAR=1,3)..... | 283 | 0.49 |

(YUSWBKRU)
SHSWBRK Len : 1 RC-YTH LAST TLKD W/ SCH SOC WRKR IN PY B/C BROKE RULE

| | Freq | Pct |
|---|-------|-------|
| . = No/Unkn Trt/Unkn Reas/Aged 18+ (See comment)..... | 57150 | 98.48 |
| 0 = Reason Not Indicated (See comment)..... | 762 | 1.31 |
| 1 = Reason Indicated (YUSWBKRU=1,3)..... | 122 | 0.21 |

(YUSWEATP)
SHSWEAT Len : 1 RC-YTH LAST TLKD W/ SCH SOC WRKR IN PY B/C EATNG PROB

| | Freq | Pct |
|---|-------|-------|
| . = No/Unkn Trt/Unkn Reas/Aged 18+ (See comment)..... | 57150 | 98.48 |
| 0 = Reason Not Indicated (See comment)..... | 808 | 1.39 |
| 1 = Reason Indicated (YUSWEATP=1,3)..... | 76 | 0.13 |

(YUSWANGR)
SHSWANGR Len : 1 RC-YTH LAST TLKD W/ SCH SOC WRKR IN PY B/C ANGR CNTRL

| | Freq | Pct |
|---|-------|-------|
| . = No/Unkn Trt/Unkn Reas/Aged 18+ (See comment)..... | 57154 | 98.48 |
| 0 = Reason Not Indicated (See comment)..... | 820 | 1.41 |
| 1 = Reason Indicated (YUSWANGR=1,3)..... | 60 | 0.10 |

(YUSWFITE)
SHSWFITE Len : 1 RC-YTH LAST TLKD W/ SCH SOC WRKR IN PY B/C PHYS FIGHT

| | Freq | Pct |
|---|-------|-------|
| . = No/Unkn Trt/Unkn Reas/Aged 18+ (See comment)..... | 57154 | 98.48 |
| 0 = Reason Not Indicated (See comment)..... | 866 | 1.49 |
| 1 = Reason Indicated (YUSWFITE=1,3)..... | 14 | 0.02 |

RECORDED YOUTH MENTAL HEALTH SERVICE UTILIZATION

(YUSWFMLY)
SHSWFMLY

| | | |
|---|-------------|------------|
| Len : 1 RC-YTH LAST TLKD W/ SCH SOC WKR IN PY B/C HME/FAM PRB | | |
| | Freq | Pct |
| . = No/Unkn Trt/Unkn Reas/Aged 18+ (See comment) | 57154 | 98.48 |
| 0 = Reason Not Indicated (See comment)..... | 758 | 1.31 |
| 1 = Reason Indicated (YUSWFMLY=1,3 or home/fam prob)..... | 122 | 0.21 |

(YUSWFRND)
SHSWFRND

| | | |
|--|-------------|------------|
| Len : 1 RC-YTH LAST TLKD W/ SCH SOC WRKR IN PY B/C FRND PROB | | |
| | Freq | Pct |
| . = No/Unkn Trt/Unkn Reas/Aged 18+ (See comment) | 57154 | 98.48 |
| 0 = Reason Not Indicated (See comment)..... | 759 | 1.31 |
| 1 = Reason Indicated (YUSWFRND=1,3)..... | 121 | 0.21 |

(YUSWOTPP)
SHSWOTPP

| | | |
|---|-------------|------------|
| Len : 1 RC-YTH LAST TLKD W/ SCH SOC WRKR IN PY B/C PRB W/ OTH | | |
| | Freq | Pct |
| . = No/Unkn Trt/Unkn Reas/Aged 18+ (See comment) | 57154 | 98.48 |
| 0 = Reason Not Indicated (See comment)..... | 799 | 1.38 |
| 1 = Reason Indicated(YUSWOTPP=1,3 or problem w/others)..... | 81 | 0.14 |

(YUSWSCHL)
SHSWSCHL

| | | |
|--|-------------|------------|
| Len : 1 RC-YTH LAST TLKD W/ SCH SOC WRKR IN PY B/C SCHL PROB | | |
| | Freq | Pct |
| . = No/Unkn Trt/Unkn Reas/Aged 18+ (See comment) | 57154 | 98.48 |
| 0 = Reason Not Indicated (See comment)..... | 685 | 1.18 |
| 1 = Reason Indicated (YUSWSCHL=1,3)..... | 195 | 0.34 |

NOTE: The following two variables indicate whether a respondent last talked with their school social worker, school psychologist, or school counselor in the past year because they had a self-reported mental disorder or because of some other reason.

SHSWMEND

| | | |
|---|-------------|------------|
| Len : 1 RC-YTH LAST TLKD W/ SCH SOC WKR IN PY B/C SR MNTL DISDR | | |
| | Freq | Pct |
| . = No/Unkn Trt/Unkn Reas/Aged 18+ (See comment) | 57166 | 98.50 |
| 0 = Reason Not Indicated (See comment)..... | 858 | 1.48 |
| 1 = Reason Indicated (YUSWIMPR=18-25,27,28,36,65-67,69-71,73,75)..... | 10 | 0.02 |

For the following variable, SHSWOTH2, a respondent was classified as having indicated that they talked with school social worker for some other reason.

SHSWOTH2

| | | |
|---|-------------|------------|
| Len : 1 RC-YTH LAST TLKD W/ SCH SOC WRKR IN PY B/C OTH REASON | | |
| | Freq | Pct |
| . = No/Unkn Trt/Unkn Reas/Aged 18+ (See comment))..... | 57166 | 98.50 |
| 0 = Reason Not Indicated (See comment)..... | 796 | 1.37 |
| 1 = Reason Indicated (Indicated some other reason)..... | 72 | 0.12 |

NOTE: The following 12 variables contain the reasons youths last talked with their family doctor or pediatrician in the past year.

The following variables, FDOCXXX, indicate whether a respondent last talked with their family doctor or pediatrician in the past year because of respective reasons. Youths were assigned a "Reason not indicated" for the specific reason if they did not indicate that specific reason for their last talk with their family doctor or pediatrician (YUFDXXX=6) but did indicate one of the other 12 reasons. Adults, youths that did not report or had unknown information about receiving services from a family doctor or pediatrician in the past year, and youths that reported receiving services in the past year, but did not indicate any valid reason for receiving services were assigned to the unknown category.

(YUFDDEPR)
FDOC DPR

| | | |
|--|-------------|------------|
| Len : 1 RC-YTH LAST SAW FAM DOC IN PY B/C DEPRESSED | | |
| | Freq | Pct |
| . = No/Unkn Trt/Unkn Reas/Aged 18+ (See comment) | 57673 | 99.38 |
| 0 = Reason Not Indicated (See comment)..... | 143 | 0.25 |
| 1 = Reason Indicated (YUFDDEPR=1,3)..... | 218 | 0.38 |

RECORDED YOUTH MENTAL HEALTH SERVICE UTILIZATION

(YUFDFEAR)
FDOCFEA

| | | |
|--|-------------|------------|
| Len : 1 RC-YTH LAST SAW FAM DOC IN PY B/C AFRAID/TENSE | | |
| | Freq | Pct |
| . = No/Unkn Trt/Unkn Reas/Aged 18+ (See comment) | 57673 | 99.38 |
| 0 = Reason Not Indicated (See comment)..... | 235 | 0.40 |
| 1 = Reason Indicated (YUFDFEAR=1,3)..... | 126 | 0.22 |

(YUFDBKRU)
FDOCBRK

| | | |
|--|-------------|------------|
| Len : 1 RC-YTH LAST SAW FAM DOC IN PY B/C BROKE RULES | | |
| | Freq | Pct |
| . = No/Unkn Trt/Unkn Reas/Aged 18+ (See comment) | 57673 | 99.38 |
| 0 = Reason Not Indicated (See comment)..... | 325 | 0.56 |
| 1 = Reason Indicated (YUFDBKRU=1,3)..... | 36 | 0.06 |

(YUFDEATP)
FDOCEAT

| | | |
|--|-------------|------------|
| Len : 1 RC-YTH LAST SAW FAM DOC IN PY B/C EATING PROBS | | |
| | Freq | Pct |
| . = No/Unkn Trt/Unkn Reas/Aged 18+ (See comment) | 57673 | 99.38 |
| 0 = Reason Not Indicated (See comment)..... | 294 | 0.51 |
| 1 = Reason Indicated (YUFDEATP=1,3)..... | 67 | 0.12 |

(YUFDANGR)
FDOCANGR

| | | |
|---|-------------|------------|
| Len : 1 RC-YTH LAST SAW FAM DOC IN PY B/C ANGER CONTROL | | |
| | Freq | Pct |
| . = No/Unkn Trt/Unkn Reas/Aged 18+ (See comment) | 57674 | 99.38 |
| 0 = Reason Not Indicated (See comment)..... | 335 | 0.58 |
| 1 = Reason Indicated (YUFDANGR=1,3)..... | 25 | 0.04 |

(YUFDFITE)
FDOCFITE

| | | |
|--|-------------|------------|
| Len : 1 RC-YTH LAST SAW FAM DOC IN PY B/C PHYS FIGHT | | |
| | Freq | Pct |
| . = No/Unkn Trt/Unkn Reas/Aged 18+ (See comment) | 57674 | 99.38 |
| 0 = Reason Not Indicated (See comment)..... | 355 | 0.61 |
| 1 = Reason Indicated (YUFDFITE=1,3)..... | 5 | 0.01 |

(YUFDFMLY)
FDOCFMLY

| | | |
|---|-------------|------------|
| Len : 1 RC-YTH LAST SAW FAM DOC IN PY B/C HOME/FAM PROB | | |
| | Freq | Pct |
| . = No/Unkn Trt/Unkn Reas/Aged 18+ (See comment) | 57674 | 99.38 |
| 0 = Reason Not Indicated (See comment)..... | 322 | 0.55 |
| 1 = Reason Indicated (YUFDFMLY=1,3 or home/fam prob)..... | 38 | 0.07 |

(YUFDFRND)
FDOCFRND

| | | |
|--|-------------|------------|
| Len : 1 RC-YTH LAST SAW FAM DOC IN PY B/C PROB W/ FRND | | |
| | Freq | Pct |
| . = No/Unkn Trt/Unkn Reas/Aged 18+ (See comment) | 57674 | 99.38 |
| 0 = Reason Not Indicated (See comment)..... | 340 | 0.59 |
| 1 = Reason Indicated (YUFDFRND=1,3)..... | 20 | 0.03 |

(YUFDOTPP)
FDOCOTPP

| | | |
|--|-------------|------------|
| Len : 1 RC-YTH LAST SAW FAM DOC IN PY B/C PROB W/ OTHER PERS | | |
| | Freq | Pct |
| . = No/Unkn Trt/Unkn Reas/Aged 18+ (See comment) | 57674 | 99.38 |
| 0 = Reason Not Indicated (See comment)..... | 344 | 0.59 |
| 1 = Reason Indicated(YUFDOTPP=1,3 or problem w/others)..... | 16 | 0.03 |

(YUFDSCHL)
FDOCSCHL

| | | |
|--|-------------|------------|
| Len : 1 RC-YTH LAST SAW FAM DOC IN PY B/C PROB AT SCH | | |
| | Freq | Pct |
| . = No/Unkn Trt/Unkn Reas/Aged 18+ (See comment) | 57674 | 99.38 |
| 0 = Reason Not Indicated (See comment)..... | 320 | 0.55 |
| 1 = Reason Indicated (YUFDSCHL=1,3)..... | 40 | 0.07 |

RECODED YOUTH MENTAL HEALTH SERVICE UTILIZATION

NOTE: The following two variables indicate whether a respondent last talked with their family doctor or pediatrician in the past year because they had a self-reported mental disorder or because of some other reason.

FDOCMENT Len : 1 RC-YTH LAST SAW FAM DOC IN PY B/C SR MNTL DISDR

| | Freq | Pct |
|--|-------|-------|
| . = No/Unkn Trt/Unkn Reas/Aged 18+ (See comment) | 57677 | 99.38 |
| 0 = Reason Not Indicated (See comment)..... | 341 | 0.59 |
| 1 = Reason Indicated (Diagnosed with mental disorder)..... | 16 | 0.03 |

For the following variable, FDOCOTH2, a respondent was classified as having indicated that they talked with their family doctor or pediatrician for some other reason.

FDOCOTH2 Len : 1 RC-YTH LAST SAW FAM DOC IN PY B/C OTHER REASONS

| | Freq | Pct |
|--|-------|-------|
| . = No/Unkn Trt/Unkn Reas/Aged 18+ (See comment) | 57677 | 99.38 |
| 0 = Reason Not Indicated (See comment)..... | 322 | 0.55 |
| 1 = Reason Indicated (See comment above) | 35 | 0.06 |

NOTE: The following four variables were created by using a combination of variables from the following sections: Recoded Youth Mental Health Service Utilization and Recoded Drug Treatment. Specifications on how the individual Recoded Youth Mental Health Service Utilization variables were defined can be found above. Specifications on how the individual Recoded Drug Treatment variable was defined can be found in the Recoded Drug Treatment section.

The following four variables were created based on three source variables: received specialty mental health services in the past year (ANYSMH2), received non-specialty mental health services in the past year (ANYNSMH), and received substance use treatment at a specialty facility in the past year (TXYRSPILAL).

The following variable, YMHOSPTX, indicates whether a youth reported receiving mental health services in the past year or substance use treatment at a specialty facility in the past year. A respondent was assigned a positive response if they were 12 to 17 years old and received specialty/non-specialty mental health services, or received substance use treatment at a specialty facility in the past year (AGE2=1-6 and ((ANYSMH2=1 or ANYNSMH=1) or TXYRSPILAL=1)). A respondent was assigned a negative response if they were 12 to 17 years old and did not receive specialty or non-specialty mental health services, and did not receive substance use treatment at a specialty facility in the past year (AGE3=1-3 and (ANYSMH2=0 and ANYNSMH=0) and TXYRSPILAL=0).

(ANYSMH, ANYSMH2, TXYRSPILAL)

YMHOSPTX Len : 1 RC-YOUTH: RCVD MH SRVC OR SUB TRT AT SPEC FAC IN PST YR

| | Freq | Pct |
|---|-------|-------|
| . = Unknown/Aged 18+ (Otherwise)..... | 47590 | 82.00 |
| 0 = No MH & No Sub Trt (see comment above) | 7780 | 13.41 |
| 1 = MH or Sub Trt at Spc Fac (see comment above)..... | 2664 | 4.59 |

The following variable, YMHNSPTX, indicates whether a youth reported receiving mental health services in the past year but not substance use treatment at a specialty facility in the past year. A respondent was assigned a positive response if they were 12 to 17 years old and received specialty or non-specialty mental health services, but did not receive substance use treatment at a specialty facility in the past year (AGE3=1-3 and (ANYSMH2=1 or ANYNSMH=1) and TXYRSPILAL=0). A respondent was assigned a negative response if they were 12 to 17 years old and they either did not receive specialty or non-specialty mental health services, or they received substance use treatment at a specialty facility in the past year (AGE3=1-3 and ((ANYSMH2=0 and ANYNSMH=0) or TXYRSPILAL=1)).

(ANYSMH, ANYSMH2, TXYRSPILAL)

YMHNSPTX Len : 1 RC-YOUTH: RCVD MH SRVC BUT NOT SUB TRT AT SPEC FAC IN PST YR

| | Freq | Pct |
|--|-------|-------|
| . = Unknown/Aged 18+ (Otherwise)..... | 47590 | 82.00 |
| 0 = Otherwise (See comment above) | 7813 | 13.46 |
| 1 = Mental Health Srvc Only (see comment above)..... | 2631 | 4.53 |

The following variable, YSPTXNMH, indicates whether a youth reported receiving substance use treatment at specialty facility in the past year but not receiving mental health services in the past year. A respondent was assigned a positive response if they were 12 to 17 years old and did not receive specialty or non-specialty mental health services, but did receive substance use treatment at a specialty facility in the past year (AGE3=1-3 and (ANYSMH2=0 and ANYNSMH=0) and TXYRSPILAL=1). A respondent was assigned a negative response if they were 12 to 17 years old and either received specialty or non-specialty mental health services, or they did not receive substance use treatment at a specialty facility in the past year (AGE3=1-3 and ((ANYSMH2=1 or ANYNSMH=1) or TXYRSPILAL=0)).

(ANYSMH, ANYSMH2, TXYRSPILAL)

YSPTXNMH Len : 1 RC-YOUTH: RCVD SUB TRT AT SPEC FAC BUT NOT MH SRVC IN PST YR

| | Freq | Pct |
|---|-------|-------|
| . = Unknown/Aged 18+ (Otherwise)..... | 47294 | 81.49 |
| 0 = Otherwise (see comment above)..... | 10732 | 18.49 |
| 1 = Sub Trt at Spc Fac Only (see comment above) | 8 | 0.01 |

RECODED YOUTH MENTAL HEALTH SERVICE UTILIZATION

The following variable, YMHASPTX, indicates whether a youth reported receiving both mental treatment services and substance use treatment at specialty facility in the past year. A respondent was assigned a positive response if they were 12 to 17 years old and received specialty or non-specialty mental health services, and received substance use treatment at a specialty facility in the past year (AGE3=1-3 and (ANYSMH2=1 or ANYNSMH=1) and TXYRSPILAL=1). A respondent was assigned a negative response if they were 12 to 17 years old and did not receive specialty or non-specialty mental health services, or did not receive substance use treatment at a specialty facility in the past year (AGE3=1-3 and ((ANYSMH2=0 and ANYNSMH=0) or TXYRSPILAL=0)).

(ANYSMH, ANYSMH2, TXYRSPILAL)

YMHASPTX Len : 1 RC-YOUTH: RCVD BOTH MH SRVC AND SUB TRT AT SPEC FAC IN PY

| | Freq | Pct |
|--|-------|-------|
| . = Unknown/Aged 18+ (Otherwise)..... | 47294 | 81.49 |
| 0 = Otherwise (see comment above)..... | 10718 | 18.47 |
| 1 = MH Srv & Sub Trt at Sp Fac(see comment above)..... | 22 | 0.04 |

NOTE: The following two variables were created by using a combination of variables from the following sections: Recoded Youth Mental Health Service Utilization and Recoded Drug Treatment. Specifications on how the individual Recoded Youth Mental Health Service Utilization variables were defined can be found above. Specifications on how the individual Recoded Drug Treatment variable was defined can be found in the Recoded Drug Treatment section. The following two variables were created based on four source variables: received specialty mental health services in the past year (ANYSMH2), received non-specialty mental health services in the past year (ANYNSMH), received virtual mental health services in the past year (YUMHTELYR2), and received substance use treatment at a specialty facility in the past year (TXYRSPILAL). The following variable, YMHVROSPTX, indicates whether a youth reported receiving mental health services (including virtual services) in the past year or substance use treatment at a specialty facility in the past year. A respondent was assigned a positive response if they were 12 to 17 years old and received specialty, non-specialty, or virtual mental health services, or received substance use treatment at a specialty facility in the past year (AGE3=1-3 and ((ANYSMH2=1 or ANYNSMH=1 or YUMHTELYR2=1) or TXYRSPILAL=1)). A respondent was assigned a negative response if they were 12 to 17 years old and did not receive specialty, non-specialty, or virtual mental health services, and did not receive substance use treatment at a specialty facility in the past year (AGE3=1-3 and (ANYSMH2=0 and ANYNSMH=0 and YUMHTELYR2=0) and TXYRSPILAL=0).

(ANYSMH, ANYSMH2, TXYRSPILAL, YUMHTELYR2)

YMHVROSPTX Len : 1 RC-YTH: RCVD MH/VIRTUAL SRVC OR SUB TRT AT SPEC FAC - PY

| | Freq | Pct |
|---|-------|-------|
| . = Unknown/Aged 18+ (Otherwise)..... | 47589 | 82.00 |
| 0 = No MH & No Sub Trt (see comment above)..... | 7649 | 13.18 |
| 1 = MH or Sub Trt at Spc Fac (see comment above)..... | 2796 | 4.82 |

The following variable, YMHVRNSPTX, indicates whether a youth reported receiving mental health services (including virtual services) in the past year but not substance use treatment at a specialty facility in the past year. A respondent was assigned a positive response if they were 12 to 17 years old and received specialty, non-specialty, or virtual mental health services, but did not receive substance use treatment at a specialty facility in the past year (AGE3=1-3 and (ANYSMH2=1 or ANYNSMH=1 or YUMHTELYR2=1) and TXYRSPILAL=0). A respondent was assigned a negative response if they were 12 to 17 years old and they either did not receive specialty, non-specialty, or virtual mental health services, or they received substance use treatment at a specialty facility in the past year (AGE3=1-3 and ((ANYSMH2=0 and ANYNSMH=0 and YUMHTELYR2=0) or TXYRSPILAL=1)).

(ANYSMH, ANYSMH2, TXYRSPILAL, YUMHTELYR2)

YMHVRNSPTX Len : 1 RC-YTH: RCVD MH/VIRTUAL SRVC BUT NOT SUB TRT AT SPEC FAC-PY

| | Freq | Pct |
|---|-------|-------|
| . = Unknown/Aged 18+ (Otherwise)..... | 47589 | 82.00 |
| 0 = Otherwise (See comment above)..... | 7682 | 13.24 |
| 1 = Mental Health Srv Only (see comment above)..... | 2763 | 4.76 |

NOTE: The following four variables present youth suicide information based on responses to the youth suicidal ideation screen.

(YUSUITHK)

YUSUITHKYR Len : 1 RC-YOUTH SERIOUSLY THOUGHT ABOUT KILLING SELF PAST YEAR

| | Freq | Pct |
|---|-------|-------|
| . = Unknown/Aged 18+ (Otherwise)..... | 47332 | 81.56 |
| 1 = Yes (YUSUITHK=1)..... | 1338 | 2.31 |
| 2 = No (YUSUITHK=2)..... | 7597 | 13.09 |
| 3 = I'm not sure/Don't know (YUSUITHK=3,94)..... | 837 | 1.44 |
| 4 = I don't want to answer/Refused (YUSUITHK=4,97)..... | 930 | 1.60 |

(YUCOSUITHK)

YUCOSUITHK2 Len : 1 RC-YTH SERIOUSLY THOUGHT ABOUT KILLING SELF DUE COVID PY

| | Freq | Pct |
|---|-------|-------|
| . = Unknown/Aged 18+/No Suicide Thoughts (Otherwise)..... | 56724 | 97.74 |
| 0 = No (YUCOSUITHK=2)..... | 1110 | 1.91 |
| 1 = Yes (YUCOSUITHK=1)..... | 200 | 0.34 |

RECODED YOUTH MENTAL HEALTH SERVICE UTILIZATION

(YUSUIPLN)
YUSUIPLNYR

Len : 1 RC-YOUTH MADE PLANS TO KILL SELF IN PAST YEAR

| | Freq | Pct |
|---|-------------|------------|
| . = Unknown/Aged 18+ (Otherwise)..... | 47333 | 81.56 |
| 1 = Yes (YUSUIPLN=1) | 645 | 1.11 |
| 2 = No (YUSUIPLN=2)..... | 8942 | 15.41 |
| 3 = I'm not sure/Don't know (YUSUIPLN=3,94)..... | 391 | 0.67 |
| 4 = I don't want to answer/Refused (YUSUIPLN=4,97)..... | 723 | 1.25 |

(YUCOSUIPLN)
YUCOSUIPLN2

Len : 1 RC-YTH MADE PLANS TO KILL SELF DUE TO COVID-19 PAST YEAR

| | Freq | Pct |
|--|-------------|------------|
| . = Unknown/Aged 18+/No Suicide Plans (Otherwise)..... | 57398 | 98.90 |
| 0 = No (YUCOSUIPLN=2) | 573 | 0.99 |
| 1 = Yes (YUCOSUIPLN=1)..... | 63 | 0.11 |

ADOLESCENT DEPRESSION

ADOLESCENT DEPRESSION

The values in this section may be inconsistent with values for variables in other sections of the interview. Items in this section were edited when respondents legitimately skipped out of these items based on prior answers in earlier sections. Otherwise, variables in one section of the interview generally were not edited to make them consistent with variables in another section of the interview. This note applies to variables in this section marked by a¹.

Have you ever in your life had a period of time lasting several days or longer when most of the day you felt sad, empty, or depressed?

(YDS21)

YODPREV¹

Len : 2 EVER HAD SEVERAL DAYS WHRE FELT SAD/EMPTY/DEPRSSD

| | Freq | Pct |
|---------------------------------------|-------|-------|
| 1 = Yes..... | 5599 | 9.65 |
| 2 = No..... | 4912 | 8.46 |
| 85 = BAD DATA Logically assigned..... | 5 | 0.01 |
| 94 = DON'T KNOW..... | 110 | 0.19 |
| 97 = REFUSED..... | 84 | 0.14 |
| 98 = BLANK (NO ANSWER)..... | 33 | 0.06 |
| 99 = LEGITIMATE SKIP..... | 47291 | 81.49 |

Have you ever had a period of time lasting several days or longer when most of the day you felt very discouraged or hopeless about how things were going in your life?

(YDS22)

YODSCEV¹

Len : 2 EVER HAD PER OF TIME WHERE FELT DISCRGD OR HPELSS

| | Freq | Pct |
|-----------------------------|-------|-------|
| 1 = Yes..... | 416 | 0.72 |
| 2 = No..... | 4525 | 7.80 |
| 94 = DON'T KNOW..... | 94 | 0.16 |
| 97 = REFUSED..... | 70 | 0.12 |
| 98 = BLANK (NO ANSWER)..... | 39 | 0.07 |
| 99 = LEGITIMATE SKIP..... | 52890 | 91.14 |

Have you ever had a period of time lasting several days or longer when you lost interest and became bored with most things you usually enjoy, like work, hobbies, and personal relationships?

(YDS23)

YOLOSEV¹

Len : 2 EVER HAD PER OF TIME LST INTRST IN ENJOYABLE THGS

| | Freq | Pct |
|-----------------------------|-------|-------|
| 1 = Yes..... | 659 | 1.14 |
| 2 = No..... | 3899 | 6.72 |
| 94 = DON'T KNOW..... | 75 | 0.13 |
| 97 = REFUSED..... | 56 | 0.10 |
| 98 = BLANK (NO ANSWER)..... | 39 | 0.07 |
| 99 = LEGITIMATE SKIP..... | 53306 | 91.85 |

During times when you felt sad, empty, or depressed most of the day, did you ever feel discouraged about how things were going in your life?

(YD01)

YODPDISC¹

Len : 2 FEEL DISCRGD ABOUT LIFE WHEN SAD/EMPTY/DEPRESSED

| | Freq | Pct |
|---------------------------------------|-------|-------|
| 1 = Yes..... | 4905 | 8.45 |
| 2 = No..... | 656 | 1.13 |
| 85 = BAD DATA Logically assigned..... | 5 | 0.01 |
| 94 = DON'T KNOW..... | 32 | 0.06 |
| 97 = REFUSED..... | 6 | 0.01 |
| 98 = BLANK (NO ANSWER)..... | 139 | 0.24 |
| 99 = LEGITIMATE SKIP..... | 52291 | 90.10 |

ADOLESCENT DEPRESSION

During the times when you felt sad, empty, or depressed, did you ever lose interest and become really bored with most things like school, work, hobbies, and other things that are usually fun for you, like listening to music, watching TV, movies, or sports, playing computer games, or going out with friends?

(YD01A, YD01B)

YODPLSIN¹

Len : 2 EVER LOSE INT IN THINGS WHEN SAD/EMPTY/DEPRESSED

| | Freq | Pct |
|---------------------------------------|-------|-------|
| 1 = Yes..... | 4338 | 7.47 |
| 2 = No..... | 1227 | 2.11 |
| 85 = BAD DATA Logically assigned..... | 5 | 0.01 |
| 94 = DON'T KNOW..... | 29 | 0.05 |
| 97 = REFUSED..... | 5 | 0.01 |
| 98 = BLANK (NO ANSWER)..... | 139 | 0.24 |
| 99 = LEGITIMATE SKIP..... | 52291 | 90.10 |

During times when you felt discouraged about how things were going in your life, did you ever lose interest and become really bored with most things like school, work, hobbies, and other things that are usually fun for you, like listening to music, watching TV, movies, or sports, playing computer games, or going out with friends?

(YD02)

YODSL2WK¹

Len : 2 EVER LOSE INT IN THGS WHEN FEELING DISCOURGAGED

| | Freq | Pct |
|-----------------------------|-------|-------|
| 1 = Yes..... | 227 | 0.39 |
| 2 = No..... | 184 | 0.32 |
| 94 = DON'T KNOW..... | 5 | 0.01 |
| 98 = BLANK (NO ANSWER)..... | 152 | 0.26 |
| 99 = LEGITIMATE SKIP..... | 57466 | 99.02 |

Did you ever have a period of time like this that lasted most of the day almost every day for two weeks or longer?

(YD09)

YOLS12WK¹

Len : 2 PERIOD OF TIME LASTED EVERY DAY FOR 2 WKS /LNGR

| | Freq | Pct |
|-----------------------------|-------|-------|
| 1 = Yes..... | 101 | 0.17 |
| 2 = No..... | 538 | 0.93 |
| 94 = DON'T KNOW..... | 20 | 0.03 |
| 98 = BLANK (NO ANSWER)..... | 170 | 0.29 |
| 99 = LEGITIMATE SKIP..... | 57205 | 98.57 |

Think about the times when you [FEELFILL]. Did you ever have a period of time like this that lasted most of the day, almost every day, for two weeks or longer?

(YD12)

YODPR2WK¹

Len : 2 TIME WHEN [FEELFILL] LSTD EVRYDY 2 WKS OR LNGR

| | Freq | Pct |
|---------------------------------------|-------|-------|
| 1 = Yes..... | 3966 | 6.83 |
| 2 = No..... | 1971 | 3.40 |
| 85 = BAD DATA Logically assigned..... | 5 | 0.01 |
| 94 = DON'T KNOW..... | 70 | 0.12 |
| 97 = REFUSED..... | 8 | 0.01 |
| 98 = BLANK (NO ANSWER)..... | 147 | 0.25 |
| 99 = LEGITIMATE SKIP..... | 51867 | 89.37 |

Think of times lasting two weeks or longer when [NUMPROBS] with your mood [WASWERE] most severe and frequent. During those times, how long did your [FEELNOUN] usually last?

(YD16)

YOWRHRS¹

Len : 2 TIME THAT MOST SEVERE/FREQUENT MOOD LASTED

| | Freq | Pct |
|--|-------|-------|
| 1 = Less than 1 hour..... | 358 | 0.62 |
| 2 = At least 1 hour but no more than 3 hours..... | 1037 | 1.79 |
| 3 = At least 3 hours but no more than 5 hours..... | 998 | 1.72 |
| 4 = 5 hours or more..... | 1605 | 2.77 |
| 85 = BAD DATA Logically assigned..... | 5 | 0.01 |
| 94 = DON'T KNOW..... | 55 | 0.09 |
| 97 = REFUSED..... | 14 | 0.02 |
| 98 = BLANK (NO ANSWER)..... | 263 | 0.45 |
| 99 = LEGITIMATE SKIP..... | 53699 | 92.53 |

ADOLESCENT DEPRESSION

Still thinking of times lasting two weeks or longer when [NUMPROBS] with your mood [WASWERE] most severe and frequent, how strong were your bad feelings during those times?

(YD17)

YOWRDST¹

Len : 2 HOW STRONG WERE BAD FEELINGS DURING 2 WKS

| | Freq | Pct |
|------------------------------|-------|-------|
| 1 = Mild | 446 | 0.77 |
| 2 = Moderate..... | 1540 | 2.65 |
| 3 = Severe | 1203 | 2.07 |
| 4 = Very Severe | 457 | 0.79 |
| 94 = DON'T KNOW | 44 | 0.08 |
| 97 = REFUSED | 19 | 0.03 |
| 98 = BLANK (NO ANSWER) | 268 | 0.46 |
| 99 = LEGITIMATE SKIP..... | 54057 | 93.15 |

Again, think of times lasting two weeks or longer when [NUMPROBS] with your mood [WASWERE] most severe and frequent.

How often, during those times, did you feel so bad that nothing could cheer you up?

(YD18)

YOWRCHR¹

Len : 2 BAD FEELINGS SO SEVERE NOTHING COULD CHEER YOU UP

| | Freq | Pct |
|------------------------------|-------|-------|
| 1 = Often..... | 1100 | 1.90 |
| 2 = Sometimes | 1679 | 2.89 |
| 3 = Not very often..... | 683 | 1.18 |
| 4 = Never | 211 | 0.36 |
| 94 = DON'T KNOW | 23 | 0.04 |
| 97 = REFUSED | 13 | 0.02 |
| 98 = BLANK (NO ANSWER) | 268 | 0.46 |
| 99 = LEGITIMATE SKIP..... | 54057 | 93.15 |

Once again, please think of times lasting two weeks or longer when [NUMPROBS] with your mood [WASWERE] most severe and frequent.

How often, during those times, did you feel so bad that you could not carry out your daily activities?

(YD19)

YOWRIMP¹

Len : 2 MOOD SO SEVERE COULDN'T DO DLY ACTIVITIES

| | Freq | Pct |
|------------------------------|-------|-------|
| 1 = Often..... | 982 | 1.69 |
| 2 = Sometimes | 1334 | 2.30 |
| 3 = Not very often..... | 852 | 1.47 |
| 4 = Never | 505 | 0.87 |
| 94 = DON'T KNOW | 28 | 0.05 |
| 97 = REFUSED | 8 | 0.01 |
| 98 = BLANK (NO ANSWER) | 268 | 0.46 |
| 99 = LEGITIMATE SKIP..... | 54057 | 93.15 |

People who have problems with their mood often have other problems at the same time. These problems may include things like changes in:

- sleep
- eating
- energy
- the ability to keep their mind on things
- feeling badly about themselves

Did you ever have any of these problems during a period of time when you [FEELFILL] for two weeks or longer?

(YD21)

YODPPROB¹

Len : 2 EVER HAVE OTH PRBLMS DURING 2 WKS OR LONGER

| | Freq | Pct |
|------------------------------|-------|-------|
| 1 = Yes..... | 3062 | 5.28 |
| 2 = No..... | 552 | 0.95 |
| 94 = DON'T KNOW | 17 | 0.03 |
| 97 = REFUSED | 7 | 0.01 |
| 98 = BLANK (NO ANSWER) | 268 | 0.46 |
| 99 = LEGITIMATE SKIP..... | 54128 | 93.27 |

ADOLESCENT DEPRESSION

Think again about these other problems we just mentioned. They include things like changes in:

- sleep
- eating
- energy
- the ability to keep their mind on things
- feeling badly about themselves

Can you think of the worst time when you [FEELFILL] for two weeks or longer and also had these other problems at the same time?

(YD22)

YOWRPROB¹

Len : 2 ONE PARTICULAR TIME THAT IS THE WORST ONE EVER

| | Freq | Pct |
|-----------------------------|-------|-------|
| 1 = Yes..... | 2494 | 4.30 |
| 2 = No..... | 537 | 0.93 |
| 94 = DON'T KNOW..... | 25 | 0.04 |
| 97 = REFUSED..... | 6 | 0.01 |
| 98 = BLANK (NO ANSWER)..... | 292 | 0.50 |
| 99 = LEGITIMATE SKIP..... | 54680 | 94.22 |

How old were you when that worst period of time started?

Then think of the most recent time you [FEELFILL] for two weeks or longer and you had these other problems at the same time.

How old were you when that time started?

(YD22A, YD22C)

YOWRAGE¹

Len : 3 AGE WHEN WORST PERIOD OF TIME STARTED

| | Freq | Pct |
|------------------------------|-------|-------|
| RANGE = 1 - 17..... | 2931 | 5.05 |
| 994 = DON'T KNOW..... | 108 | 0.19 |
| 997 = REFUSED..... | 23 | 0.04 |
| 998 = BLANK (NO ANSWER)..... | 292 | 0.50 |
| 999 = LEGITIMATE SKIP..... | 54680 | 94.22 |

In answering the next questions, think about the period of time/most recent period of time when your [FEELNOUN] and other problems were the worst.

During that time, did you feel sad, empty, or depressed for most of the day nearly every day?

(YD24A)

YOWRDEPR¹

Len : 2 WHEN PRBLMS WORST FELT SAD/EMPTY/DPRSD EVERY DAY

| | Freq | Pct |
|-----------------------------|-------|-------|
| 1 = Yes..... | 2394 | 4.13 |
| 2 = No..... | 635 | 1.09 |
| 94 = DON'T KNOW..... | 22 | 0.04 |
| 97 = REFUSED..... | 11 | 0.02 |
| 98 = BLANK (NO ANSWER)..... | 292 | 0.50 |
| 99 = LEGITIMATE SKIP..... | 54680 | 94.22 |

During that [TIMEFILL] period of time, did you feel discouraged about how things were going in your life most of the day nearly every day?

(YD24C)

YOWRDISC¹

Len : 2 WHEN PRBLMS WRST FELT DISCRGED ABT LIFE EVERY DAY

| | Freq | Pct |
|-----------------------------|-------|-------|
| 1 = Yes..... | 2428 | 4.18 |
| 2 = No..... | 599 | 1.03 |
| 94 = DON'T KNOW..... | 18 | 0.03 |
| 97 = REFUSED..... | 17 | 0.03 |
| 98 = BLANK (NO ANSWER)..... | 292 | 0.50 |
| 99 = LEGITIMATE SKIP..... | 54680 | 94.22 |

ADOLESCENT DEPRESSION

During that [TIMEFILL] period of time, did you become bored with almost everything like school, work, hobbies, and things you like to do for fun?

(YD24E)

YOWRLSIN¹

Len : 2 WHEN PRBLMS WORST LOSE INTRST IN ENJOYABLE THINGS

| | Freq | Pct |
|-----------------------------|-------|-------|
| 1 = Yes..... | 2572 | 4.43 |
| 2 = No..... | 457 | 0.79 |
| 94 = DON'T KNOW..... | 24 | 0.04 |
| 97 = REFUSED..... | 9 | 0.02 |
| 98 = BLANK (NO ANSWER)..... | 292 | 0.50 |
| 99 = LEGITIMATE SKIP..... | 54680 | 94.22 |

During that [TIMEFILL] period of time, did you feel like nothing was fun even when good things were happening?

(YD24F)

YOWRPLSR¹

Len : 2 WHEN PRBLMS WORST FEEL NO FUN IN GOOD THINGS

| | Freq | Pct |
|-----------------------------|-------|-------|
| 1 = Yes..... | 2261 | 3.90 |
| 2 = No..... | 764 | 1.32 |
| 94 = DON'T KNOW..... | 28 | 0.05 |
| 97 = REFUSED..... | 9 | 0.02 |
| 98 = BLANK (NO ANSWER)..... | 292 | 0.50 |
| 99 = LEGITIMATE SKIP..... | 54680 | 94.22 |

The next questions are about changes in appetite and weight.

In answering these questions, think about the period of time/most recent period of time when your [FEELNOUN] and other problems were the worst.

Did you eat much less than usual almost every day during that time?

(YD26A)

YOWRELES¹

Len : 2 WHEN PRBLMS WORST EAT LESS THAN USUAL EVERY DAY

| | Freq | Pct |
|-----------------------------|-------|-------|
| 1 = Yes..... | 1678 | 2.89 |
| 2 = No..... | 1186 | 2.04 |
| 94 = DON'T KNOW..... | 40 | 0.07 |
| 97 = REFUSED..... | 15 | 0.03 |
| 98 = BLANK (NO ANSWER)..... | 303 | 0.52 |
| 99 = LEGITIMATE SKIP..... | 54812 | 94.45 |

Did you eat much more than usual almost every day?

(YD26B)

YOWREMOR¹

Len : 2 WHEN PRBLMS WORST EAT MORE THAN USUAL EVERY DAY

| | Freq | Pct |
|-----------------------------|-------|-------|
| 1 = Yes..... | 445 | 0.77 |
| 2 = No..... | 751 | 1.29 |
| 94 = DON'T KNOW..... | 39 | 0.07 |
| 97 = REFUSED..... | 6 | 0.01 |
| 98 = BLANK (NO ANSWER)..... | 303 | 0.52 |
| 99 = LEGITIMATE SKIP..... | 56490 | 97.34 |

Did you gain weight without trying to during that [TIMEFILL] period of time?

(YD26C)

YOWRGAIN¹

Len : 2 WHEN PRBLMS WORST DID YOU GAIN WEIGHT W/O TRYING

| | Freq | Pct |
|-----------------------------|-------|-------|
| 1 = Yes..... | 427 | 0.74 |
| 2 = No..... | 759 | 1.31 |
| 94 = DON'T KNOW..... | 50 | 0.09 |
| 97 = REFUSED..... | 5 | 0.01 |
| 98 = BLANK (NO ANSWER)..... | 303 | 0.52 |
| 99 = LEGITIMATE SKIP..... | 56490 | 97.34 |

ADOLESCENT DEPRESSION

Did you gain weight without trying to because you were growing?

(YD26C1)

YOWRGROW¹

Len : 2 WHEN PRBLMS WORST GAIN WGHT W/O TRYING BC GROWING

| | Freq | Pct |
|-----------------------------|-------|-------|
| 1 = Yes..... | 186 | 0.32 |
| 2 = No..... | 201 | 0.35 |
| 94 = DON'T KNOW..... | 39 | 0.07 |
| 97 = REFUSED..... | 1 | 0.00 |
| 98 = BLANK (NO ANSWER)..... | 358 | 0.62 |
| 99 = LEGITIMATE SKIP..... | 57249 | 98.65 |

Did you gain weight without trying to because you were pregnant?

(YD26C2)

YOWRPREG¹

Len : 2 WHEN PRBLMS WRST GAIN WGHT W/O TRYING BC PREGNANT

| | Freq | Pct |
|-----------------------------|-------|-------|
| 2 = No..... | 173 | 0.30 |
| 98 = BLANK (NO ANSWER)..... | 204 | 0.35 |
| 99 = LEGITIMATE SKIP..... | 57657 | 99.35 |

How many pounds did you gain?

Please enter your answer as a whole number.

(YD26D)

YOWRGNL2¹

Len : 3 WHEN PRBLMS WORST # LBS GAINED WITHOUT TRYING

| | Freq | Pct |
|------------------------------|-------|-------|
| RANGE = 0 - 20..... | 127 | 0.22 |
| 21 = 21 to 25 pounds..... | 10 | 0.02 |
| 22 = 26 to 30 pounds..... | 32 | 0.06 |
| 23 = 31 to 35 pounds..... | 2 | 0.00 |
| 24 = 36 to 40 pounds..... | 9 | 0.02 |
| 25 = 41 to 45 pounds..... | 1 | 0.00 |
| 26 = 46 to 50 pounds..... | 9 | 0.02 |
| 27 = 51 or more pounds..... | 14 | 0.02 |
| 994 = DON'T KNOW..... | 31 | 0.05 |
| 997 = REFUSED..... | 6 | 0.01 |
| 998 = BLANK (NO ANSWER)..... | 358 | 0.62 |
| 999 = LEGITIMATE SKIP..... | 57435 | 98.97 |

Did you lose weight without trying to?

(YD26E)

YOWRLOSE¹

Len : 2 WHEN PRBLMS WORST DID YOU LOSE WEIGHT W/O TRYING

| | Freq | Pct |
|-----------------------------|-------|-------|
| 1 = Yes..... | 1155 | 1.99 |
| 2 = No..... | 1228 | 2.12 |
| 94 = DON'T KNOW..... | 102 | 0.18 |
| 97 = REFUSED..... | 7 | 0.01 |
| 98 = BLANK (NO ANSWER)..... | 312 | 0.54 |
| 99 = LEGITIMATE SKIP..... | 55230 | 95.17 |

Did you lose weight without trying to because you were sick or on a diet?

(YD26E1)

YOWRDIET¹

Len : 2 WHEN PRBLMS WORST LOSE WGHT W/O TRYING BC SICK/DT

| | Freq | Pct |
|-----------------------------|-------|-------|
| 1 = Yes..... | 254 | 0.44 |
| 2 = No..... | 890 | 1.53 |
| 94 = DON'T KNOW..... | 10 | 0.02 |
| 97 = REFUSED..... | 1 | 0.00 |
| 98 = BLANK (NO ANSWER)..... | 421 | 0.73 |
| 99 = LEGITIMATE SKIP..... | 56458 | 97.28 |

ADOLESCENT DEPRESSION

How many pounds did you lose?

Please enter your answer as a whole number.

(YD26F)

YOWRLSL2¹

Len : 3 WHEN PRBLMS WORST # LBS LOST WITHOUT TRYING

| | Freq | Pct |
|------------------------------|-------|-------|
| RANGE = 0 - 20 | 686 | 1.18 |
| 21 = 21 to 25 pounds..... | 28 | 0.05 |
| 22 = 26 to 30 pounds..... | 31 | 0.05 |
| 23 = 31 to 35 pounds..... | 5 | 0.01 |
| 24 = 36 to 40 pounds..... | 7 | 0.01 |
| 25 = 41 to 45 pounds..... | 2 | 0.00 |
| 26 = 46 to 50 pounds..... | 3 | 0.01 |
| 27 = 51 or more pounds | 14 | 0.02 |
| 994 = DON'T KNOW | 112 | 0.19 |
| 997 = REFUSED | 13 | 0.02 |
| 998 = BLANK (NO ANSWER)..... | 421 | 0.73 |
| 999 = LEGITIMATE SKIP..... | 56712 | 97.72 |

Again, please think about the period of time/most recent period of time when your [FEELNOUN] and other problems were the worst.

Did you have a lot more trouble than usual falling asleep or staying asleep most nights or waking too early most mornings during that [TIMEFILL] time?

(YD26G)

YOWRSLEP¹

Len : 2 WHEN PRBLMS WORST HAVE PRBS SLEEPING/WAKING EARLY

| | Freq | Pct |
|------------------------------|-------|-------|
| 1 = Yes..... | 2330 | 4.01 |
| 2 = No..... | 561 | 0.97 |
| 94 = DON'T KNOW | 21 | 0.04 |
| 97 = REFUSED | 7 | 0.01 |
| 98 = BLANK (NO ANSWER) | 303 | 0.52 |
| 99 = LEGITIMATE SKIP..... | 54812 | 94.45 |

During that [TIMEFILL] period of time, did you sleep a lot more than usual?

(YD26H)

YOWRSMOR¹

Len : 2 WHEN PRBLMS WORST SLEEP A LOT MORE THAN USUAL

| | Freq | Pct |
|------------------------------|-------|-------|
| 1 = Yes..... | 336 | 0.58 |
| 2 = No..... | 239 | 0.41 |
| 94 = DON'T KNOW | 12 | 0.02 |
| 97 = REFUSED | 2 | 0.00 |
| 98 = BLANK (NO ANSWER) | 303 | 0.52 |
| 99 = LEGITIMATE SKIP..... | 57142 | 98.46 |

On most days during that [TIMEFILL] period of time, did you feel that you didn't have much energy?

(YD26J)

YOWRENRG¹

Len : 2 WHEN PRBLMS WORST FEEL TIRED/LOW ON ENERGY EVRYDY

| | Freq | Pct |
|------------------------------|-------|-------|
| 1 = Yes..... | 2698 | 4.65 |
| 2 = No..... | 211 | 0.36 |
| 94 = DON'T KNOW | 8 | 0.01 |
| 97 = REFUSED | 2 | 0.00 |
| 98 = BLANK (NO ANSWER) | 303 | 0.52 |
| 99 = LEGITIMATE SKIP..... | 54812 | 94.45 |

ADOLESCENT DEPRESSION

Did you feel as though you were talking or moving more slowly than usual on most days during that [TIMEFILL] period of time?

(YD26L)

YOWRSLOW¹

Len : 2 WHEN PRBLMS WORST TALK/MOVE SLOWER THAN USUAL

| | Freq | Pct |
|-----------------------------|-------------|------------|
| 1 = Yes..... | 2066 | 3.56 |
| 2 = No..... | 814 | 1.40 |
| 94 = DON'T KNOW..... | 35 | 0.06 |
| 97 = REFUSED..... | 4 | 0.01 |
| 98 = BLANK (NO ANSWER)..... | 303 | 0.52 |
| 99 = LEGITIMATE SKIP..... | 54812 | 94.45 |

Did anyone else notice that you were talking or moving more slowly than usual?

(YD26M)

YOWRSLNO¹

Len : 2 WHEN PRBLMS WORST PEOP NOTICE SLOWER THAN USUAL

| | Freq | Pct |
|-----------------------------|-------------|------------|
| 1 = Yes..... | 957 | 1.65 |
| 2 = No..... | 1062 | 1.83 |
| 94 = DON'T KNOW..... | 45 | 0.08 |
| 97 = REFUSED..... | 2 | 0.00 |
| 98 = BLANK (NO ANSWER)..... | 342 | 0.59 |
| 99 = LEGITIMATE SKIP..... | 55626 | 95.85 |

Were you so restless or jittery that you walked up or down or couldn't sit still?

(YD26N)

YOWRJITT¹

Len : 2 WHEN PRBLMS WORST RSTLSS/JITTRY/PACING EVERYDAY

| | Freq | Pct |
|-----------------------------|-------------|------------|
| 1 = Yes..... | 310 | 0.53 |
| 2 = No..... | 521 | 0.90 |
| 94 = DON'T KNOW..... | 18 | 0.03 |
| 97 = REFUSED..... | 4 | 0.01 |
| 98 = BLANK (NO ANSWER)..... | 303 | 0.52 |
| 99 = LEGITIMATE SKIP..... | 56878 | 98.01 |

Did anyone else notice that you couldn't sit still?

(YD26O)

YOWRJINO¹

Len : 2 WHEN PRBLMS WRST PEOP NOTICE YOU CLDNT SIT STILL

| | Freq | Pct |
|-----------------------------|-------------|------------|
| 1 = Yes..... | 143 | 0.25 |
| 2 = No..... | 162 | 0.28 |
| 94 = DON'T KNOW..... | 5 | 0.01 |
| 98 = BLANK (NO ANSWER)..... | 325 | 0.56 |
| 99 = LEGITIMATE SKIP..... | 57399 | 98.91 |

The next questions are about changes in your ability to concentrate, and your feelings about yourself.

Again, in answering these questions, think about the period of time/most recent period of time when your [FEELNOUN] and other problems were the worst.

On most days during that [TIMEFILL] time, did your thinking seem slower than usual or seem mixed up?

(YD26P)

YOWRTHOT¹

Len : 2 WHEN PRBLMS WORST THGHTS SLOWER/MIXED UP

| | Freq | Pct |
|-----------------------------|-------------|------------|
| 1 = Yes..... | 2141 | 3.69 |
| 2 = No..... | 730 | 1.26 |
| 94 = DON'T KNOW..... | 39 | 0.07 |
| 97 = REFUSED..... | 9 | 0.02 |
| 98 = BLANK (NO ANSWER)..... | 303 | 0.52 |
| 99 = LEGITIMATE SKIP..... | 54812 | 94.45 |

ADOLESCENT DEPRESSION

On most days, did you have a lot more trouble than usual keeping your mind on things?

(YD26R)

YOWRCONC¹

Len : 2 WHEN PRBLMS WRST HAVE TRBLE KEEPING MIND ON THNGS

| | Freq | Pct |
|-----------------------------|-------|-------|
| 1 = Yes..... | 2409 | 4.15 |
| 2 = No..... | 477 | 0.82 |
| 94 = DON'T KNOW..... | 27 | 0.05 |
| 97 = REFUSED..... | 6 | 0.01 |
| 98 = BLANK (NO ANSWER)..... | 303 | 0.52 |
| 99 = LEGITIMATE SKIP..... | 54812 | 94.45 |

Were you unable to make up your mind about things you ordinarily have no trouble deciding about?

(YD26S)

YOWRDCSN¹

Len : 2 WHEN PRBLMS WORST UNABLE TO MAKE DECISIONS

| | Freq | Pct |
|-----------------------------|-------|-------|
| 1 = Yes..... | 1817 | 3.13 |
| 2 = No..... | 1047 | 1.80 |
| 94 = DON'T KNOW..... | 50 | 0.09 |
| 97 = REFUSED..... | 5 | 0.01 |
| 98 = BLANK (NO ANSWER)..... | 303 | 0.52 |
| 99 = LEGITIMATE SKIP..... | 54812 | 94.45 |

Did you feel that you were not as good as other people nearly every day?

(YD26U)

YOWRNOGD¹

Len : 2 WHEN PRBLMS WRST FEEL NOT AS GOOD AS OTHER PEOPLE

| | Freq | Pct |
|-----------------------------|-------|-------|
| 1 = Yes..... | 2432 | 4.19 |
| 2 = No..... | 460 | 0.79 |
| 94 = DON'T KNOW..... | 14 | 0.02 |
| 97 = REFUSED..... | 13 | 0.02 |
| 98 = BLANK (NO ANSWER)..... | 303 | 0.52 |
| 99 = LEGITIMATE SKIP..... | 54812 | 94.45 |

Did you feel totally worthless nearly every day?

(YD26V)

YOWRWTRH¹

Len : 2 WHEN PRBLMS WORST FEEL TOTALLY WORTHLESS EVERYDAY

| | Freq | Pct |
|-----------------------------|-------|-------|
| 1 = Yes..... | 1885 | 3.25 |
| 2 = No..... | 527 | 0.91 |
| 94 = DON'T KNOW..... | 6 | 0.01 |
| 97 = REFUSED..... | 13 | 0.02 |
| 98 = BLANK (NO ANSWER)..... | 331 | 0.57 |
| 99 = LEGITIMATE SKIP..... | 55272 | 95.24 |

(D_MDEA1Y)

YO_MDEA1¹

Len : 2 SAD/EMPTY/DEPRESSED MOST OF DAY OR DISCOURAGED

| | Freq | Pct |
|--|-------|-------|
| 1 = Has symptom..... | 2668 | 4.60 |
| 2 = Does not have symptom..... | 370 | 0.64 |
| 94 = DON'T KNOW..... | 13 | 0.02 |
| 97 = REFUSED..... | 11 | 0.02 |
| 98 = OTHER MISSING/NOT APPLICABLE..... | 7681 | 13.24 |
| 99 = LEGITIMATE SKIP..... | 47291 | 81.49 |

(D_MDEA2Y)

YO_MDEA2¹

Len : 2 LOST INTEREST OR PLEASURE IN MOST THINGS

| | Freq | Pct |
|--|-------|-------|
| 1 = Has symptom..... | 2798 | 4.82 |
| 2 = Does not have symptom..... | 303 | 0.52 |
| 94 = DON'T KNOW..... | 41 | 0.07 |
| 97 = REFUSED..... | 9 | 0.02 |
| 98 = OTHER MISSING/NOT APPLICABLE..... | 7592 | 13.08 |
| 99 = LEGITIMATE SKIP..... | 47291 | 81.49 |

ADOLESCENT DEPRESSION

(D_MDEA3Y)
YO_MDEA3¹

Len : 2 CHANGES IN APPETITE OR WT

| | Freq | Pct |
|--|-------------|------------|
| 1 = Has symptom..... | 2191 | 3.78 |
| 2 = Does not have symptom..... | 634 | 1.09 |
| 94 = DON'T KNOW..... | 84 | 0.14 |
| 97 = REFUSED..... | 10 | 0.02 |
| 98 = OTHER MISSING/NOT APPLICABLE..... | 7824 | 13.48 |
| 99 = LEGITIMATE SKIP..... | 47291 | 81.49 |

(D_MDEA4Y)
YO_MDEA4¹

Len : 2 SLEEP PROBLEMS

| | Freq | Pct |
|--|-------------|------------|
| 1 = Has symptom..... | 2666 | 4.59 |
| 2 = Does not have symptom..... | 232 | 0.40 |
| 94 = DON'T KNOW..... | 15 | 0.03 |
| 97 = REFUSED..... | 6 | 0.01 |
| 98 = OTHER MISSING/NOT APPLICABLE..... | 7824 | 13.48 |
| 99 = LEGITIMATE SKIP..... | 47291 | 81.49 |

(D_MDEA5Y)
YO_MDEA5¹

Len : 2 OTHERS NOTICED THAT R WAS RESTLESS OR LETHARGIC

| | Freq | Pct |
|--|-------------|------------|
| 1 = Has symptom..... | 1100 | 1.90 |
| 2 = Does not have symptom..... | 1767 | 3.04 |
| 94 = DON'T KNOW..... | 50 | 0.09 |
| 97 = REFUSED..... | 2 | 0.00 |
| 98 = OTHER MISSING/NOT APPLICABLE..... | 7824 | 13.48 |
| 99 = LEGITIMATE SKIP..... | 47291 | 81.49 |

(D_MDEA6Y)
YO_MDEA6¹

Len : 2 FELT TIRED/LOW ENERGY NEARLY EVERY DAY

| | Freq | Pct |
|--|-------------|------------|
| 1 = Has symptom..... | 2698 | 4.65 |
| 2 = Does not have symptom..... | 211 | 0.36 |
| 94 = DON'T KNOW..... | 8 | 0.01 |
| 97 = REFUSED..... | 2 | 0.00 |
| 98 = OTHER MISSING/NOT APPLICABLE..... | 7824 | 13.48 |
| 99 = LEGITIMATE SKIP..... | 47291 | 81.49 |

(D_MDEA7Y)
YO_MDEA7¹

Len : 2 FELT WORTHLESS NEARLY EVERY DAY

| | Freq | Pct |
|--|-------------|------------|
| 1 = Has symptom..... | 1885 | 3.25 |
| 2 = Does not have symptom..... | 1014 | 1.75 |
| 94 = DON'T KNOW..... | 6 | 0.01 |
| 97 = REFUSED..... | 13 | 0.02 |
| 98 = OTHER MISSING/NOT APPLICABLE..... | 7825 | 13.48 |
| 99 = LEGITIMATE SKIP..... | 47291 | 81.49 |

(D_MDEA8Y)
YO_MDEA8¹

Len : 2 INABILITY TO CONCENTRATE OR MAKE DECISIONS

| | Freq | Pct |
|--|-------------|------------|
| 1 = Has symptom..... | 2637 | 4.54 |
| 2 = Does not have symptom..... | 257 | 0.44 |
| 94 = DON'T KNOW..... | 18 | 0.03 |
| 97 = REFUSED..... | 7 | 0.01 |
| 98 = OTHER MISSING/NOT APPLICABLE..... | 7824 | 13.48 |
| 99 = LEGITIMATE SKIP..... | 47291 | 81.49 |

ADOLESCENT DEPRESSION

(DSMMDEAY)
YODSMMDE¹

Len : 2 SCORE OF SYMPTOM INDICATORS 1 THRU 9

| | Freq | Pct |
|---|-------|-------|
| 1 = Has 5 or more symptoms | 2691 | 4.64 |
| 2 = Has less than 5 symptoms | 432 | 0.74 |
| 94 = SUM OF SYMPTOMS AND DON'T KNOW >=5 | 24 | 0.04 |
| 97 = SUM OF SYMPTOMS AND REFUSED >=5 | 4 | 0.01 |
| 98 = OTHER MISSING/NOT APPLICABLE..... | 7592 | 13.08 |
| 99 = LEGITIMATE SKIP..... | 47291 | 81.49 |

You mentioned having some of the problems I just asked you about.

During that [TIMEFILL] period of time, how much did your [FEELNOUN] interfere or cause problems with your school work, your job, or your relationships with family and friends?

(YD28)
YOPBINTF¹

Len : 2 WHEN PRBLMS WORST INTERFERE WITH SCHL/ PRSNL LIFE

| | Freq | Pct |
|------------------------------|-------|-------|
| 1 = Not at all | 138 | 0.24 |
| 2 = A little..... | 490 | 0.84 |
| 3 = Some..... | 808 | 1.39 |
| 4 = A lot..... | 853 | 1.47 |
| 5 = Extremely | 429 | 0.74 |
| 94 = DON'T KNOW..... | 12 | 0.02 |
| 97 = REFUSED | 10 | 0.02 |
| 98 = BLANK (NO ANSWER) | 329 | 0.57 |
| 99 = LEGITIMATE SKIP..... | 54965 | 94.71 |

During that [TIMEFILL] period of time, how often were you unable to carry out your daily activities or to take care of yourself because of these problems with your mood?

(YD28A)
YOPBDLYA¹

Len : 2 WHEN PRBLMS WORST UNABLE TO CARRY OUT DLY ACTVTS

| | Freq | Pct |
|------------------------------|-------|-------|
| 1 = Often..... | 778 | 1.34 |
| 2 = Sometimes | 1184 | 2.04 |
| 3 = Not very often..... | 504 | 0.87 |
| 4 = Never | 114 | 0.20 |
| 94 = DON'T KNOW | 16 | 0.03 |
| 97 = REFUSED | 6 | 0.01 |
| 98 = BLANK (NO ANSWER) | 329 | 0.57 |
| 99 = LEGITIMATE SKIP..... | 55103 | 94.95 |

Think of the very first period of time in your life lasting two weeks or longer when you [FEELFILL] and also had some of the other problems we just asked about.

Can you remember your exact age?

(YD37)
YOPBRMBR¹

Len : 2 RMBR AGE WHEN FIRST 2+ WK PERIOD OF TIME STARTED

| | Freq | Pct |
|------------------------------|-------|-------|
| 1 = Yes..... | 1574 | 2.71 |
| 2 = No..... | 1135 | 1.96 |
| 94 = DON'T KNOW | 22 | 0.04 |
| 97 = REFUSED | 9 | 0.02 |
| 98 = BLANK (NO ANSWER) | 329 | 0.57 |
| 99 = LEGITIMATE SKIP..... | 54965 | 94.71 |

How old were you?

(YD37A, YD37B)
YOPBAGE¹

Len : 3 AGE WHEN FIRST 2+ WK PERIOD OF TIME STARTED

| | Freq | Pct |
|------------------------------|-------|-------|
| RANGE = 1 - 17..... | 2540 | 4.38 |
| 994 = DON'T KNOW | 167 | 0.29 |
| 997 = REFUSED | 24 | 0.04 |
| 998 = BLANK (NO ANSWER)..... | 338 | 0.58 |
| 999 = LEGITIMATE SKIP..... | 54965 | 94.71 |

ADOLESCENT DEPRESSION

In your entire life, how many times did you feel [FEELNOUN] for two weeks or longer while also having some of the other problems we asked about?

If you are not sure of your answer, just make your best guess.

(YD52)

YOPBNUM¹

Len : 4 # TIMES FELT THIS WAY FOR 2 WKS/LNGR DURING LIFE

| | Freq | Pct |
|-------------------------------|-------|-------|
| RANGE = 1 - 1000 | 2301 | 3.96 |
| 9994 = DON'T KNOW | 377 | 0.65 |
| 9997 = REFUSED | 62 | 0.11 |
| 9998 = BLANK (NO ANSWER)..... | 329 | 0.57 |
| 9999 = LEGITIMATE SKIP..... | 54965 | 94.71 |

In the past 12 months, did you have a period of time when you felt [FEELNOUN] for two weeks or longer while also having some of the other problems we asked about?

(YD38)

YOPB2WK¹

Len : 2 FELT THIS WAY 2 WKS+ W/OTH PRBS DURING PST 12 MOS

| | Freq | Pct |
|------------------------------|-------|-------|
| 1 = Yes..... | 2042 | 3.52 |
| 2 = No | 615 | 1.06 |
| 94 = DON'T KNOW | 60 | 0.10 |
| 97 = REFUSED | 23 | 0.04 |
| 98 = BLANK (NO ANSWER) | 329 | 0.57 |
| 99 = LEGITIMATE SKIP..... | 54965 | 94.71 |

NOTE: Beginning with the 2008 survey, the questions corresponding to the variables YOPSHMGT, YOPSWORK, YOPSRELS, and YOPSSOC no longer allow respondents to choose the category 95 (ACTIVITY DOES NOT APPLY).

Think about the time in the past 12 months when [NUMPROBS] with your mood [WASWERE] the worst.

Using the 0 to 10 scale shown below, where 0 means no problems and 10 means very severe problems, select the number that describes how much your [FEELNOUN] caused problems with your ability to do each of the following activities during that time. You can use any number between 0 and 10 to answer.

How much did your [FEELNOUN] cause problems with your chores at home?

(YD66A)

YOPSHMGT¹

Len : 2 HOW MUCH DID FEELINGS INTERFERE WITH HOME CHORES

| | Freq | Pct |
|--------------------------------|-------|-------|
| 0 = No Problems | 88 | 0.15 |
| 1 = Mild - 1 | 62 | 0.11 |
| 2 = Mild - 2 | 121 | 0.21 |
| 3 = Mild - 3 | 162 | 0.28 |
| 4 = Moderate - 4 | 202 | 0.35 |
| 5 = Moderate - 5 | 314 | 0.54 |
| 6 = Moderate - 6 | 332 | 0.57 |
| 7 = Severe - 7 | 246 | 0.42 |
| 8 = Severe - 8 | 234 | 0.40 |
| 9 = Severe - 9 | 99 | 0.17 |
| 10 = Very Severe Problems..... | 156 | 0.27 |
| 94 = DON'T KNOW | 19 | 0.03 |
| 97 = REFUSED | 6 | 0.01 |
| 98 = BLANK (NO ANSWER) | 413 | 0.71 |
| 99 = LEGITIMATE SKIP..... | 55580 | 95.77 |

ADOLESCENT DEPRESSION

During that time in the past 12 months when your [FEELNOUN] was worst, how much did this cause problems with your ability to do well at school or work?

You can use any number between 0 and 10 to answer.

(YD66B)

YOPSWORK¹

Len : 2 HOW MCH DID FLNGS INTRFR W/ABLTY TO DO WLL SCH/WK

| | Freq | Pct |
|--------------------------------|-------|-------|
| 0 = No Problems | 74 | 0.13 |
| 1 = Mild - 1 | 60 | 0.10 |
| 2 = Mild - 2 | 143 | 0.25 |
| 3 = Mild - 3 | 137 | 0.24 |
| 4 = Moderate - 4 | 173 | 0.30 |
| 5 = Moderate - 5 | 222 | 0.38 |
| 6 = Moderate - 6 | 236 | 0.41 |
| 7 = Severe - 7 | 256 | 0.44 |
| 8 = Severe - 8 | 269 | 0.46 |
| 9 = Severe - 9 | 174 | 0.30 |
| 10 = Very Severe Problems..... | 272 | 0.47 |
| 94 = DON'T KNOW | 16 | 0.03 |
| 97 = REFUSED | 9 | 0.02 |
| 98 = BLANK (NO ANSWER) | 413 | 0.71 |
| 99 = LEGITIMATE SKIP..... | 55580 | 95.77 |

How much did your [FEELNOUN] cause problems with your ability to get along with your family during that time?

You can use any number between 0 and 10 to answer.

(YD66C)

YOPPRELS¹

Len : 2 HOW MUCH DID FLNGS INTRFR W/GETTING ALONG W/FAM

| | Freq | Pct |
|--------------------------------|-------|-------|
| 0 = No Problems | 82 | 0.14 |
| 1 = Mild - 1 | 67 | 0.12 |
| 2 = Mild - 2 | 148 | 0.26 |
| 3 = Mild - 3 | 153 | 0.26 |
| 4 = Moderate - 4 | 169 | 0.29 |
| 5 = Moderate - 5 | 231 | 0.40 |
| 6 = Moderate - 6 | 273 | 0.47 |
| 7 = Severe - 7 | 241 | 0.42 |
| 8 = Severe - 8 | 257 | 0.44 |
| 9 = Severe - 9 | 157 | 0.27 |
| 10 = Very Severe Problems..... | 238 | 0.41 |
| 94 = DON'T KNOW | 17 | 0.03 |
| 97 = REFUSED | 8 | 0.01 |
| 98 = BLANK (NO ANSWER) | 413 | 0.71 |
| 99 = LEGITIMATE SKIP..... | 55580 | 95.77 |

How much did your [FEELNOUN] cause problems with your social life during that time?

You can use any number between 0 and 10 to answer.

(YD66D)

YOPSSOC¹

Len : 2 HOW MUCH DID FEELINGS INTERFERE WITH SOCIAL LIFE

| | Freq | Pct |
|--------------------------------|-------|-------|
| 0 = No Problems | 69 | 0.12 |
| 1 = Mild - 1 | 47 | 0.08 |
| 2 = Mild - 2 | 90 | 0.16 |
| 3 = Mild - 3 | 126 | 0.22 |
| 4 = Moderate - 4 | 151 | 0.26 |
| 5 = Moderate - 5 | 230 | 0.40 |
| 6 = Moderate - 6 | 240 | 0.41 |
| 7 = Severe - 7 | 274 | 0.47 |
| 8 = Severe - 8 | 274 | 0.47 |
| 9 = Severe - 9 | 238 | 0.41 |
| 10 = Very Severe Problems..... | 277 | 0.48 |
| 94 = DON'T KNOW | 18 | 0.03 |
| 97 = REFUSED | 7 | 0.01 |
| 98 = BLANK (NO ANSWER) | 413 | 0.71 |
| 99 = LEGITIMATE SKIP..... | 55580 | 95.77 |

ADOLESCENT DEPRESSION

NOTE: Beginning with the 2008 survey, respondents who answered "don't know" or "refused" to questions corresponding to the variables YOPSHMGT, YOPSWORK, YOPSRELS, and YOPSSOC are no longer asked the question corresponding to YOPSDAYS unless they entered a response of 1 to 10 in at least one of the other questions corresponding to YOPSHMGT through YOPSSOC.

About how many days out of 365 in the past 12 months were you totally unable to go to school or work or carry out your normal activities because of your [FEELNOUN]?

You can use any number between 0 and 365 to answer.

(YD68)

| | | | |
|------------------------------|---|-------------|------------|
| <u>YOPSDAYS</u> ¹ | Len : 3 # DYS UNABLE TO WORK/CARRY OUT DLY ACT PST 12 MOS | | |
| | RANGE = 0 - 365 | Freq | Pct |
| | 994 = DON'T KNOW | 1858 | 3.20 |
| | 997 = REFUSED | 153 | 0.26 |
| | 998 = BLANK (NO ANSWER)..... | 11 | 0.02 |
| | 999 = LEGITIMATE SKIP..... | 427 | 0.74 |
| | | 55585 | 95.78 |

Here is a list of professionals some people talk to about the problems we have been asking about:

- General practitioner or family doctor
- Other medical doctor like a cardiologist, gynecologist, urologist
- Psychologist
- Psychiatrist or psychotherapist
- Social Worker
- Counselor
- Other mental health professional, like a mental health nurse
- A nurse, occupational therapist, or other health professional
- A religious or spiritual advisor like a minister, priest, or rabbi
- Another healer, like an herbalist, chiropractor, acupuncturist, or massage therapist

At any time in the past 12 months, did you see or talk to a medical doctor or other professional about your [FEELNOUN]?

(YD86)

| | | | |
|------------------------------|--|-------------|------------|
| <u>YOSEEDOC</u> ¹ | Len : 2 SEE/TALK TO A DR/OTH PROF ABT FEELINGS PAST 12 MOS | | |
| | 1 = Yes..... | Freq | Pct |
| | 2 = No..... | 982 | 1.69 |
| | 94 = DON'T KNOW | 1722 | 2.97 |
| | 97 = REFUSED | 15 | 0.03 |
| | 98 = BLANK (NO ANSWER) | 20 | 0.03 |
| | 99 = LEGITIMATE SKIP..... | 330 | 0.57 |
| | | 54965 | 94.71 |

During the past 12 months, which professionals did you see or talk to about [NUMPROBS] with your mood?

(YD86A)

| | | | |
|------------------------------|---|-------------|------------|
| <u>YOFAMDOC</u> ¹ | Len : 2 GEN/FAM DOC TALKED W/ABT FEELINGS PAST 12 MOS | | |
| | 1 = Response entered | Freq | Pct |
| | 6 = Response not entered | 282 | 0.49 |
| | 94 = DON'T KNOW | 681 | 1.17 |
| | 97 = REFUSED | 10 | 0.02 |
| | 98 = BLANK (NO ANSWER) | 29 | 0.05 |
| | 99 = LEGITIMATE SKIP..... | 345 | 0.59 |
| | | 56687 | 97.68 |

(YD86A)

| | | | |
|------------------------------|--|-------------|------------|
| <u>YOOTHDOC</u> ¹ | Len : 2 OTH DR TALKED W/ABOUT FEELINGS PAST 12 MOS | | |
| | 1 = Response entered | Freq | Pct |
| | 3 = Response entered LOGICALLY ASSIGNED | 44 | 0.08 |
| | 6 = Response not entered | 2 | 0.00 |
| | 94 = DON'T KNOW | 917 | 1.58 |
| | 97 = REFUSED | 10 | 0.02 |
| | 98 = BLANK (NO ANSWER) | 29 | 0.05 |
| | 99 = LEGITIMATE SKIP..... | 345 | 0.59 |
| | | 56687 | 97.68 |

ADOLESCENT DEPRESSION

(YD86A)
YOPSYCH¹

| Len : 2 PSYCHOLOGIST TALKED W/ABOUT FEELINGS PAST 12 MOS | | Freq | Pct |
|--|--|-------|-------|
| 1 = Response entered | | 321 | 0.55 |
| 3 = Response entered LOGICALLY ASSIGNED | | 1 | 0.00 |
| 6 = Response not entered | | 641 | 1.10 |
| 94 = DON'T KNOW | | 10 | 0.02 |
| 97 = REFUSED | | 29 | 0.05 |
| 98 = BLANK (NO ANSWER) | | 345 | 0.59 |
| 99 = LEGITIMATE SKIP | | 56687 | 97.68 |

(YD86A)
YOPSYMD¹

| Len : 2 PSYCHIATRIST TALKED W/ABOUT FEELINGS PAST 12 MOS | | Freq | Pct |
|--|--|-------|-------|
| 1 = Response entered | | 254 | 0.44 |
| 6 = Response not entered | | 709 | 1.22 |
| 94 = DON'T KNOW | | 10 | 0.02 |
| 97 = REFUSED | | 29 | 0.05 |
| 98 = BLANK (NO ANSWER) | | 345 | 0.59 |
| 99 = LEGITIMATE SKIP | | 56687 | 97.68 |

(YD86A)
YOSOCWRK¹

| Len : 2 SOCIAL WORKER TALKED W/ABOUT FEELINGS PAST 12 MOS | | Freq | Pct |
|---|--|-------|-------|
| 1 = Response entered | | 140 | 0.24 |
| 6 = Response not entered | | 823 | 1.42 |
| 94 = DON'T KNOW | | 10 | 0.02 |
| 97 = REFUSED | | 29 | 0.05 |
| 98 = BLANK (NO ANSWER) | | 345 | 0.59 |
| 99 = LEGITIMATE SKIP | | 56687 | 97.68 |

(YD86A)
YOCOUNS¹

| Len : 2 COUNSELOR TALKED W/ABOUT FEELINGS PAST 12 MOS | | Freq | Pct |
|---|--|-------|-------|
| 1 = Response entered | | 533 | 0.92 |
| 3 = Response entered LOGICALLY ASSIGNED | | 4 | 0.01 |
| 6 = Response not entered | | 426 | 0.73 |
| 94 = DON'T KNOW | | 10 | 0.02 |
| 97 = REFUSED | | 29 | 0.05 |
| 98 = BLANK (NO ANSWER) | | 345 | 0.59 |
| 99 = LEGITIMATE SKIP | | 56687 | 97.68 |

(YD86A)
YOOTHMHP¹

| Len : 2 MENTAL PROF TALKED W/ABOUT FEELINGS PAST 12 MOS | | Freq | Pct |
|---|--|-------|-------|
| 1 = Response entered | | 112 | 0.19 |
| 6 = Response not entered | | 851 | 1.47 |
| 94 = DON'T KNOW | | 10 | 0.02 |
| 97 = REFUSED | | 29 | 0.05 |
| 98 = BLANK (NO ANSWER) | | 345 | 0.59 |
| 99 = LEGITIMATE SKIP | | 56687 | 97.68 |

(YD86A)
YONURSE¹

| Len : 2 NURSE ETC.TALKED W/ABOUT FEELINGS PAST 12 MOS | | Freq | Pct |
|---|--|-------|-------|
| 1 = Response entered | | 136 | 0.23 |
| 3 = Response entered LOGICALLY ASSIGNED | | 3 | 0.01 |
| 6 = Response not entered | | 824 | 1.42 |
| 94 = DON'T KNOW | | 10 | 0.02 |
| 97 = REFUSED | | 29 | 0.05 |
| 98 = BLANK (NO ANSWER) | | 345 | 0.59 |
| 99 = LEGITIMATE SKIP | | 56687 | 97.68 |

ADOLESCENT DEPRESSION

(YD86A)
YORELIG¹

| | | | |
|---------|---|-------------|------------|
| Len : 2 | RELIGIOUS ADVSR TLKED W/ABOUT FEELINGS PST 12 MOS | | |
| | | Freq | Pct |
| | 1 = Response entered | 38 | 0.07 |
| | 6 = Response not entered | 925 | 1.59 |
| | 94 = DON'T KNOW | 10 | 0.02 |
| | 97 = REFUSED | 29 | 0.05 |
| | 98 = BLANK (NO ANSWER) | 345 | 0.59 |
| | 99 = LEGITIMATE SKIP | 56687 | 97.68 |

(YD86A)
YOHHERBAL¹

| | | | |
|---------|---|-------------|------------|
| Len : 2 | HERBALIST TALKED W/ABOUT FEELINGS PAST 12 MOS | | |
| | | Freq | Pct |
| | 1 = Response entered | 13 | 0.02 |
| | 6 = Response not entered | 950 | 1.64 |
| | 94 = DON'T KNOW | 10 | 0.02 |
| | 97 = REFUSED | 29 | 0.05 |
| | 98 = BLANK (NO ANSWER) | 345 | 0.59 |
| | 99 = LEGITIMATE SKIP | 56687 | 97.68 |

(YD86A)
YOOTHHLP¹

| | | | |
|---------|---|-------------|------------|
| Len : 2 | OTH HELP PROF TALKED W/ABOUT FEELINGS PAST 12 MOS | | |
| | | Freq | Pct |
| | 1 = Response entered | 58 | 0.10 |
| | 6 = Response not entered | 905 | 1.56 |
| | 94 = DON'T KNOW | 10 | 0.02 |
| | 97 = REFUSED | 29 | 0.05 |
| | 98 = BLANK (NO ANSWER) | 345 | 0.59 |
| | 99 = LEGITIMATE SKIP | 56687 | 97.68 |

Are you currently receiving treatment or counseling for [NUMPROBS] with your mood?

(YD86B)
YOYMTNOW¹

| | | | |
|---------|--|-------------|------------|
| Len : 2 | CURRENTLY RCVNG TREATMENT/COUNSLG FOR MOOD | | |
| | | Freq | Pct |
| | 1 = Yes | 575 | 0.99 |
| | 2 = No | 399 | 0.69 |
| | 94 = DON'T KNOW | 4 | 0.01 |
| | 97 = REFUSED | 24 | 0.04 |
| | 98 = BLANK (NO ANSWER) | 345 | 0.59 |
| | 99 = LEGITIMATE SKIP | 56687 | 97.68 |

During the past 12 months, did you take prescription medication that was prescribed for [NUMPROBS]?

(YD86C)
YORX12MO¹

| | | | |
|---------|---|-------------|------------|
| Len : 2 | TAKE PRES MEDS PRESCRIBED FOR MOOD PAST 12 MONTHS | | |
| | | Freq | Pct |
| | 1 = Yes | 534 | 0.92 |
| | 2 = No | 2185 | 3.77 |
| | 94 = DON'T KNOW | 8 | 0.01 |
| | 97 = REFUSED | 12 | 0.02 |
| | 98 = BLANK (NO ANSWER) | 330 | 0.57 |
| | 99 = LEGITIMATE SKIP | 54965 | 94.71 |

Are you currently taking prescription medication that was prescribed for [NUMPROBS]?

(YD86D)
YORXNOW¹

| | | | |
|---------|---|-------------|------------|
| Len : 2 | CURRENTLY TAKING PRESC MEDS PRESCRIBED FOR MOOD | | |
| | | Freq | Pct |
| | 1 = Yes | 421 | 0.73 |
| | 2 = No | 112 | 0.19 |
| | 94 = DON'T KNOW | 1 | 0.00 |
| | 97 = REFUSED | 12 | 0.02 |
| | 98 = BLANK (NO ANSWER) | 338 | 0.58 |
| | 99 = LEGITIMATE SKIP | 57150 | 98.48 |

ADOLESCENT DEPRESSION

During the past 12 months, how much has this prescription medication helped you?

(YD86E)

YORXHLP¹

Len : 2 HOW MUCH HAS PRESC MEDS FOR MOOD HELPED PST 12 MOS

| | Freq | Pct |
|------------------------------|-------------|------------|
| 1 = Not at all | 73 | 0.13 |
| 2 = A little..... | 81 | 0.14 |
| 3 = Some..... | 146 | 0.25 |
| 4 = A lot..... | 158 | 0.27 |
| 5 = Extremely | 65 | 0.11 |
| 94 = DON'T KNOW | 10 | 0.02 |
| 97 = REFUSED | 13 | 0.02 |
| 98 = BLANK (NO ANSWER) | 338 | 0.58 |
| 99 = LEGITIMATE SKIP..... | 57150 | 98.48 |

During the past 12 months, how much has treatment or counseling helped you?

(YD86F)

YOTMTHLP¹

Len : 2 HOW MUCH HAS TRMT/COUNSLG HELPED PST 12 MOS

| | Freq | Pct |
|------------------------------|-------------|------------|
| 1 = Not at all | 144 | 0.25 |
| 2 = A little..... | 206 | 0.35 |
| 3 = Some..... | 272 | 0.47 |
| 4 = A lot..... | 236 | 0.41 |
| 5 = Extremely | 107 | 0.18 |
| 94 = DON'T KNOW | 12 | 0.02 |
| 97 = REFUSED | 25 | 0.04 |
| 98 = BLANK (NO ANSWER) | 345 | 0.59 |
| 99 = LEGITIMATE SKIP..... | 56687 | 97.68 |

RECODED ADOLESCENT DEPRESSION

RECODED ADOLESCENT DEPRESSION

NOTE: The variables in this section are recoded variables that were created from one or more of the edited or recoded variables from the preceding sections.

NOTE: Certain source variables that were used to create recoded variables have valid values that might not have been reported or assigned for the current survey year. However, these values have been included in the general specifications in the codebook on how the recoded variables were created. See additional details about this issue in the Organization of the Data File section of this codebook introduction.

NOTE: Respondents were administered separate age-appropriate depression modules designed to measure whether or not respondents had experienced a major depressive episode (MDE) in their lifetime and past year. All adolescent (youth) respondents aged 12 to 17 were asked questions from the Youth Depression section. All adults aged 18 or older were administered the questions in the Adult Depression section.

Additional details on these adolescent depression recoded variables are provided in the Recoded Depression Variable Documentation Appendix.

The following variable, YMDEL_T, classifies an adolescent as having a major depressive episode (MDE) in their lifetime, YMDEL_T=1, if they reported experiencing at least 5 out of the 9 criteria used to define an adolescent as having had MDE in their lifetime, where at least one of the criteria is a depressed mood or loss of interest or pleasure in daily activities (YODSMMDE=1). An adolescent was classified as NOT having a major depressive episode (MDE) in their lifetime, YMDEL_T=2, if they met either of these conditions.

- Reported experiencing fewer than five out of the nine criteria used to define an adolescent as having had MDE in their lifetime (YODSMMDE=2).
- If the number of criteria used to define an adolescent as having had MDE in their lifetime is unknown (YODSMMDE=94, 97, 98) and the respondent reported at least one of the following:
 - Never having had a period of time lasting several days or longer when felt sad, empty, or depressed (YODPREV=2), discouraged or hopeless about how things were going in life (YODSCEV=2), and lost interest and became bored with most things usually enjoyable (YOLOSEV=2).
 - Experienced the feelings in (i), but they did not last most of the day, almost every day for two weeks or longer [YOLSI2WK=2 or YODPR2WK=2].
 - Experienced the feelings in (i) most of the day, almost every day for two weeks or longer, but the feelings lasted less than an hour when mood was most severe and frequent (YOWRHR=1).
 - Experienced the feelings in (i) most of the day, almost every day for two weeks or longer for at least an hour during those times when mood was most severe and frequent, but the bad feelings were mild (YOWRDST=1), there was never a time when you felt so bad that nothing could cheer you up (YOWRCHR=4), and there was never a time when you felt so bad that you could not carry out your daily activities (YOWRIMP=4).
 - Experienced the feelings in (i) most of the day, almost every day for two weeks or longer for at least an hour with bad feelings that were more than mild or at some point could not be cheered up or could not carry out daily activities, but never had any other problems during those weeks, such as changes in sleep, eating, energy, the ability to keep mind on things, or feeling badly about self (YODPPROB=2).

(YODPPROB, YODPR2WK, YODPREV, YODSCEV, YODSMMDE, YOLOSEV, YOLSI2WK, YOWRCHR, YOWRDST, YOWRHR, YOWRIMP)
YMDEL_T Len : 1 RC-YOUTH: LIFETIME MAJOR DEPRESSIVE EPISODE (MDE)

| | Freq | Pct |
|---------------------------------------|-------------|------------|
| . = Aged 18+/Unknown (Otherwise)..... | 47635 | 82.08 |
| 1 = Yes (YODSMMDE=1)..... | 2691 | 4.64 |
| 2 = No (See comment above)..... | 7708 | 13.28 |

(YMDEL_T, YOPB2WK)
YMDEYR Len : 1 RC-YOUTH: PAST YEAR MAJOR DEPRESSIVE EPISODE (MDE)

| | Freq | Pct |
|--|-------------|------------|
| . = Aged 18+/Unknown (Otherwise)..... | 47717 | 82.22 |
| 1 = Yes (YMDEL _T =1 & YOPB2WK=1)..... | 2026 | 3.49 |
| 2 = No (YMDEL _T =2 or [YMDEL _T =1 & YOPB2WK=2])..... | 8291 | 14.29 |

NOTE: The following four recoded variables define if a respondent had co-occurring major depressive episode and a use disorder. YMDEAUD5YR is created using the DSM-5 based SUD variable and was used starting with the 2020 Detailed Tables. YMIUD5YANY and YMSUD5YANY are created using the DSM-5 based SUD variables that include use disorder data from past year users but not misusers of prescription drugs. YMSUD5YMIS is created using the DSM-5 based SUD variable that does not include use disorder data from past year users but not misusers of prescription drugs. The SUD variable used to create YMSUD5YMIS is defined consistently with how the SUD variable in the 2020 Detailed Tables was defined. YMSUD5YMIS was renamed to better distinguish between the version that includes use disorder data from past year users but not misusers of prescription drugs and the version that does not include use disorder data from past year users but not misusers of prescription drugs. Specific information about the DSM-5 use disorder criteria used in these recodes can be found in the Nicotine Dependence and Substance Use Disorder Appendix.

(IRPYUD5ALC, YMDEYR)
YMDEAUD5YR Len : 1 RC-YOUTH: PAST YEAR MDE AND ALC USE DISORDER-DSM-5

| | Freq | Pct |
|---|-------------|------------|
| . = Aged 18+/Unknown MDE(YMDEYR=.)..... | 47717 | 82.22 |
| 0 = No (YMDEYR=2 or IRPYUD5ALC=0)..... | 10162 | 17.51 |
| 1 = Yes (YMDEYR=1 & IRPYUD5ALC=1)..... | 155 | 0.27 |

RECODED ADOLESCENT DEPRESSION

(UD5ILLANY, YMDEYR)

YMIUD5YANY Len : 1 RC-YOUTH: PY MDE AND ILL DRUG USE DISORDER-DSM-5 - ANY

| | Freq | Pct |
|---|-------|-------|
| . = Aged 18+/Unknown MDE(YMDEYR=.)..... | 47717 | 82.22 |
| 0 = No (YMDEYR=2 or UD5ILLANY=0)..... | 10037 | 17.30 |
| 1 = Yes (YMDEYR=1 & UD5ILLANY =1)..... | 280 | 0.48 |

(UD5ILALANY, YMDEYR)

YMSUD5YANY Len : 1 RC-YOUTH: PY MDE AND SUB USE DISORDER-DSM-5 - ANY

| | Freq | Pct |
|---|-------|-------|
| . = Aged 18+/Unknown MDE(YMDEYR=.)..... | 47717 | 82.22 |
| 0 = No (YMDEYR=2 or UD5ILALANY=0)..... | 9965 | 17.17 |
| 1 = Yes (YMDEYR=1 & UD5ILALANY =1)..... | 352 | 0.61 |

(UD5ILALMIS, YMDEYR)

YMSUD5YMIS Len : 1 RC-YOUTH: PY MDE AND SUB USE DISORDER-DSM-5 - MIS

| | Freq | Pct |
|---|-------|-------|
| . = Aged 18+/Unknown MDE(YMDEYR=.)..... | 47717 | 82.22 |
| 0 = No (YMDEYR=2 or UD5ILALMIS=0)..... | 10013 | 17.25 |
| 1 = Yes (YMDEYR=1 & UD5ILALMIS =1)..... | 304 | 0.52 |

NOTE: The following two recoded variables define if a respondent had major depressive episode and/or a substance use disorder. YMDERSUD5ANY and YMDESUD5ANYO are based on DSM-5 SUD estimates including prescription drug use data from all past year users of prescription drugs. These recodes replace variables YMDEORSUD5 and YMDESUD5ONL, and were used starting with the 2021 First Findings Report appendix tables.

(UD5ILALANY, YMDEYR)

YMDERSUD5ANY Len : 1 RC-YTH: MDE OR SUBSTANCE USE DISORDER-PAST YEAR-DSM-5-ANY

| | Freq | Pct |
|--|-------|-------|
| . = Aged 18+/Unknown MDE(YMDEYR=. and UD5ILALANY=0)..... | 47680 | 82.16 |
| 0 = No (YMDEYR=2 and UD5ILALANY=0)..... | 7834 | 13.50 |
| 1 = Yes (YMDEYR =1 or UD5ILALANY=1)..... | 2520 | 4.34 |

(UD5ILALANY, YMDEYR)

YMDESUD5ANYO Len : 1 RC-YTH:ONLY MDE, ONLY SUD, BOTH, OR NEITHER-PY-DSM-5-ANY

| | Freq | Pct |
|---|-------|-------|
| . = Aged 18+/Unknown MDE(YMDEYR=.)..... | 47717 | 82.22 |
| 1 = SUD only, no MDE (YMDEYR=2 and UD5ILALANY=1)..... | 457 | 0.79 |
| 2 = MDE only, no SUD (YMDEYR =1 and UD5ILALANY=0)..... | 1674 | 2.88 |
| 3 = SUD and MDE (YMDEYR=1 and UD5ILALANY=1)..... | 352 | 0.61 |
| 4 = Neither SUD or MDE (YMDEYR=2 and UD5ILALANY=0)..... | 7834 | 13.50 |

NOTE: The following recoded variable defines if a respondent had major depressive episode and/or an illicit drug or alcohol use disorder. YMDESUD5MISO is based on DSM-5 SUD estimates that do not include use disorder data from past year users but not misusers of prescription drugs. This recode replaces variable YMDESUD5ONL, and was used starting with the 2021 First Findings Report appendix tables.

(UD5ILALMIS, YMDEYR)

YMDESUD5MISO Len : 1 RC-YTH:ONLY MDE, ONLY SUD, BOTH, OR NEITHER-PY-DSM-5-MIS

| | Freq | Pct |
|---|-------|-------|
| . = Aged 18+/Unknown MDE(YMDEYR=.)..... | 47717 | 82.22 |
| 1 = SUD only, no MDE (YMDEYR=2 and UD5ILALMIS=1)..... | 396 | 0.68 |
| 2 = MDE only, no SUD (YMDEYR =1 and UD5ILALMIS=0)..... | 1722 | 2.97 |
| 3 = SUD and MDE (YMDEYR=1 and UD5ILALMIS=1)..... | 304 | 0.52 |
| 4 = Neither SUD or MDE (YMDEYR=2 and UD5ILALMIS=0)..... | 7895 | 13.60 |

RECODED ADOLESCENT DEPRESSION

NOTE: The following 25 variables are among all adolescent respondents who were asked the respective questions and are not confined to those respondents who were ultimately classified as having a Major Depressive Episode (MDE) in their lifetime or past year. To produce estimates among adolescents with MDE, the analysis will need to be restricted by either the lifetime MDE variable (YMDELTA) or the past year MDE variable (YMDEYR).

(YOSEEDOC)
YTXMDEYR

| | | | |
|---------|---|-------------|------------|
| Len : 1 | RC-YOUTH: SAW OR TALK TO MD/PROF FOR MDE IN PAST YEAR | | |
| | . = Aged 18+/Unknown (Otherwise)..... | Freq | Pct |
| | 0 = No (YOSEEDOC=2)..... | 55330 | 95.34 |
| | 1 = Yes (YOSEEDOC=1)..... | 1722 | 2.97 |
| | | 982 | 1.69 |

(YORX12MO)
YRXMDEYR

| | | | |
|---------|---|-------------|------------|
| Len : 1 | RC-YOUTH: USED RX MEDICATION FOR MDE IN PAST YEAR | | |
| | . = Aged 18+/Unknown (Otherwise)..... | Freq | Pct |
| | 0 = No (YORX12MO=2)..... | 55315 | 95.31 |
| | 1 = Yes (YORX12MO=1)..... | 2185 | 3.77 |
| | | 534 | 0.92 |

In the following variable, YMDETXRX, an adolescent is defined as having received treatment/counseling if he/she saw or talked to a medical doctor or other professional for MDE.

(YRXMDEYR, YTXMDEYR)
YMDETXRX

| | | | |
|---------|--|-------------|------------|
| Len : 1 | RC-YOUTH: RCVD TRT/CNSLG OR RX MED FOR MDE IN PST YR | | |
| | . = Aged 18+/Unknown (Otherwise)..... | Freq | Pct |
| | 0 = No (YTXMDEYR=0 and YRXMDEYR=0)..... | 55330 | 95.34 |
| | 1 = Yes (YTXMDEYR=1 or YRXMDEYR=1)..... | 1644 | 2.83 |
| | | 1060 | 1.83 |

(YOFAMDOC, YOSEEDOC)
YDOCMD

| | | | |
|---------|---|-------------|------------|
| Len : 1 | RC-YOUTH: SAW/TALK TO GEN PRAC/FAM MD ABOUT MDE IN PY | | |
| | . = Aged 18+/Unknown/Legitimate Skip (Otherwise)..... | Freq | Pct |
| | 0 = No (YOSEEDOC=2 or YOFAMDOC=6)..... | 55349 | 95.37 |
| | 1 = Yes (YOFAMDOC=1,3)..... | 2403 | 4.14 |
| | | 282 | 0.49 |

(YOOHDOC, YOSEEDOC)
YOMDMDE

| | | | |
|---------|---|-------------|------------|
| Len : 1 | RC-YOUTH: SAW/TALK TO OTHER MD ABOUT MDE IN PAST YEAR | | |
| | . = Aged 18+/Unknown/Legitimate Skip (Otherwise)..... | Freq | Pct |
| | 0 = No (YOSEEDOC=2 or YOOHDOC=6)..... | 55349 | 95.37 |
| | 1 = Yes (YOOHDOC=1,3)..... | 2639 | 4.55 |
| | | 46 | 0.08 |

(YOPSYCH, YOSEEDOC)
YPSY1MDE

| | | | |
|---------|---|-------------|------------|
| Len : 1 | RC-YOUTH: SAW/TALK TO PSYCHOLOGIST ABT MDE IN PST YR | | |
| | . = Aged 18+/Unknown/Legitimate Skip (Otherwise)..... | Freq | Pct |
| | 0 = No (YOSEEDOC=2 or YOPSYCH=6)..... | 55349 | 95.37 |
| | 1 = Yes (YOPSYCH=1,3)..... | 2363 | 4.07 |
| | | 322 | 0.55 |

(YOPSYMD, YOSEEDOC)
YPSY2MDE

| | | | |
|---------|---|-------------|------------|
| Len : 1 | RC-YOUTH: SAW/TALK TO PSYCHIATRIST ABT MDE IN PST YR | | |
| | . = Aged 18+/Unknown/Legitimate Skip (Otherwise)..... | Freq | Pct |
| | 0 = No (YOSEEDOC=2 or YOPSYMD=6)..... | 55349 | 95.37 |
| | 1 = Yes (YOPSYMD=1,3)..... | 2431 | 4.19 |
| | | 254 | 0.44 |

(YOSEEDOC, YOSOCWRK)
YOSOCMDE

| | | | |
|---------|---|-------------|------------|
| Len : 1 | RC-YOUTH: SAW/TALK TO SOCIAL WORKER ABOUT MDE IN PY | | |
| | . = Aged 18+/Unknown/Legitimate Skip (Otherwise)..... | Freq | Pct |
| | 0 = No (YOSEEDOC=2 or YOSOCWRK=6)..... | 55349 | 95.37 |
| | 1 = Yes (YOSOCWRK=1,3)..... | 2545 | 4.39 |
| | | 140 | 0.24 |

RECODED ADOLESCENT DEPRESSION

(YOCOUNS, YOSEEDOC)

| | | | |
|-----------------|---|-------------|------------|
| <u>YCOUNMDE</u> | Len : 1 RC-YOUTH: SAW/TALK TO COUNSELOR ABOUT MDE IN PST YR | | |
| | . = Aged 18+/Unknown/Legitimate Skip (Otherwise)..... | Freq | Pct |
| | 0 = No (YOSEEDOC=2 or YOCOUNS=6)..... | 55349 | 95.37 |
| | 1 = Yes (YOCOUNS=1,3)..... | 2148 | 3.70 |
| | | 537 | 0.93 |

(YOOTHMHP, YOSEEDOC)

| | | | |
|----------------|---|-------------|------------|
| <u>YOMHMDE</u> | Len : 1 RC-YOUTH: SAW/TALK TO OTH MENT HLTH PROF ABOUT MDE-PY | | |
| | . = Aged 18+/Unknown/Legitimate Skip (Otherwise)..... | Freq | Pct |
| | 0 = No (YOSEEDOC=2 or [YOOTHMHP=6 & No Writ-in Enter])..... | 55349 | 95.37 |
| | 1 = Yes (YOOTHMHP=1,3 or Write-in Response Entered)..... | 2558 | 4.41 |
| | | 127 | 0.22 |

(YONURSE, YOSEEDOC)

| | | | |
|-----------------|---|-------------|------------|
| <u>YNURSMDE</u> | Len : 1 RC-YOUTH: SAW/TALK TO NURSE/OCC THERA ABOUT MDE IN PY | | |
| | . = Aged 18+/Unknown/Legitimate Skip (Otherwise)..... | Freq | Pct |
| | 0 = No (YOSEEDOC=2 or YONURSE=6)..... | 55349 | 95.37 |
| | 1 = Yes (YONURSE=1,3)..... | 2546 | 4.39 |
| | | 139 | 0.24 |

(YORELIG, YOSEEDOC)

| | | | |
|----------------|---|-------------|------------|
| <u>YRELMDE</u> | Len : 1 RC-YOUTH: SAW/TALK TO RELIG ADVISOR ABOUT MDE IN PY | | |
| | . = Aged 18+/Unknown/Legitimate Skip (Otherwise)..... | Freq | Pct |
| | 0 = No (YOSEEDOC=2 or YORELIG=6)..... | 55349 | 95.37 |
| | 1 = Yes (YORELIG=1,3)..... | 2647 | 4.56 |
| | | 38 | 0.07 |

(YOHERBAL, YOSEEDOC)

| | | | |
|-----------------|--|-------------|------------|
| <u>YHBCHMDE</u> | Len : 1 RC-YOUTH: SAW/TALK TO ANOTHER HEALER ABOUT MDE IN PY | | |
| | . = Aged 18+/Unknown/Legitimate Skip (Otherwise)..... | Freq | Pct |
| | 0 = No (YOSEEDOC=2 or YOHERBAL=6)..... | 55349 | 95.37 |
| | 1 = Yes (YOHERBAL=1,3)..... | 2672 | 4.60 |
| | | 13 | 0.02 |

The following variable, YOTHMDE, defines an adolescent as having seen or talked to another professional about MDE during the past year, YOTHMDE=1, if s/he entered a valid write-in response other than the responses that matched the existing categories.

An adolescent was classified as NOT having seen or talked to another professional about MDE during the past year, YOTHMDE=0, if s/he met either of these conditions:

1. Reported NOT seeing or talking to a medical doctor or other professional during the past year (YOSEEDOC=2).
2. Response not entered for whether other mental health professional was seen or talked to during the past year (YOOTHMHP=6).
3. Write-in response entered matched an existing category.

(YOOTHHLP, YOSEEDOC)

| | | | |
|----------------|--|-------------|------------|
| <u>YOTHMDE</u> | Len : 1 RC-YOUTH: SAW/TALK TO OTHER PROF ABOUT MDE IN PST YR | | |
| | . = Aged 18+/Unknown/Legit Skip/Invalid Spec. Resp. | Freq | Pct |
| | 0 = No (See comment above)..... | 55373 | 95.41 |
| | 1 = Yes (See comment above)..... | 2657 | 4.58 |
| | | 4 | 0.01 |

The following variable, YHLMDE, indicates whether a youth reported seeing or talking to a health professional about MDE in the past year. Youths were classified as having seen or talked to a health professional, YHLMDE=1, if they reported seeing or talking to any of the following professionals: general practitioner or family doctor (YDOCMDE=1); other medical doctor (YOMDMDE=1); psychologist (YPSY1MDE=1); psychiatrist or psychotherapist (YPSY2MDE=1); social worker (YSOCMDE=1); counselor (YCOUNMDE=1); other mental health professional (YOMHMDE=1); or nurse, occupational therapist, or other health professional (YNURSMDE=1). Respondents were classified as having not seen or talked to a health professional, YHLMDE=0, if they reported not seeing or talking to all of the professionals listed above (source variable=0).

(YCOUNMDE, YDOCMDE, YNURSMDE, YOMDMDE, YOMHMDE, YPSY1MDE, YPSY2MDE, YSOCMDE)

| | | | |
|---------------|---|-------------|------------|
| <u>YHLMDE</u> | Len : 1 RC-YOUTH: SAW/TALK TO HEALTH PROF ABOUT MDE IN PST YR | | |
| | . = Aged 18+/Unknown (Otherwise)..... | Freq | Pct |
| | 0 = No (See comment above)..... | 55349 | 95.37 |
| | 1 = Yes (See comment above)..... | 1740 | 3.00 |
| | | 945 | 1.63 |

RECODED ADOLESCENT DEPRESSION

The following variable, YALTMDE, indicates whether a youth reported seeing or talking to an alternative service professional about MDE in the past year. Youths were classified as having seen or talked to an alternative service professional, YALTMDE=1, if they reported seeing or talking to any of the following professionals: religious or spiritual advisor (YRELMDE=1); or herbalist, chiropractor, acupuncturist, or massage therapist (YHBCHMDE=1). Respondents were classified as having not seen or talked to an alternative service professional, YALTMDE=0, if they reported not seeing or talking to all of the professionals listed above (source variable=0).

(YHBCHMDE, YRELMDE)

| | | | | |
|----------------|---------|---|-------------|------------|
| <u>YALTMDE</u> | Len : 1 | RC-YOUTH: SAW/TALK TO ALT SERV PROF ABOUT MDE IN PY | | |
| | . | = Aged 18+/Unknown (Otherwise)..... | Freq | Pct |
| | 0 | = No (See comment above)..... | 55349 | 95.37 |
| | 1 | = Yes (See comment above)..... | 2635 | 4.54 |
| | | | 50 | 0.09 |

(YHLMDE, YRXMDEYR)

| | | | | |
|-----------------|---------|---|-------------|------------|
| <u>YMDEHPRX</u> | Len : 1 | RC-YOUTH: SAW HEALTH PROF OR RX MED FOR MDE IN PST YR | | |
| | . | = Aged 18+/Unknown (Otherwise)..... | Freq | Pct |
| | 0 | = No (YHLMDE=0 and YRXMDEYR=0)..... | 55340 | 95.36 |
| | 1 | = Yes (YHLMDE=1 or YRXMDEYR=1)..... | 1661 | 2.86 |
| | | | 1033 | 1.78 |

(YHLMDE, YRXMDEYR)

| | | | | |
|----------------|---------|---|-------------|------------|
| <u>YMDEHPO</u> | Len : 1 | RC-YOUTH: SAW HEALTH PROF ONLY FOR MDE IN PAST YEAR | | |
| | . | = Aged 18+/Unknown (Otherwise)..... | Freq | Pct |
| | 0 | = No (YHLMDE=0 or YRXMDEYR=1)..... | 55338 | 95.35 |
| | 1 | = Yes (YHLMDE=1 and YRXMDEYR=0)..... | 2199 | 3.79 |
| | | | 497 | 0.86 |

(YHLMDE, YRXMDEYR)

| | | | | |
|-----------------|---------|---|-------------|------------|
| <u>YMDERXO2</u> | Len : 1 | RC-YOUTH: RCVD RX MED, NO HEALTH PROF FOR MDE IN PY | | |
| | . | = Aged 18+/Unknown (Otherwise)..... | Freq | Pct |
| | 0 | = No (YRXMDEYR=0 or YHLMDE=1)..... | 55326 | 95.33 |
| | 1 | = Yes (YRXMDEYR=1 and YHLMDE=0)..... | 2633 | 4.54 |
| | | | 75 | 0.13 |

(YHLMDE, YRXMDEYR)

| | | | | |
|-----------------|---------|--|-------------|------------|
| <u>YMDEHARX</u> | Len : 1 | RC-YOUTH: SAW HEALTH PROF AND RX MED FOR MDE IN PY | | |
| | . | = Aged 18+/Unknown (Otherwise)..... | Freq | Pct |
| | 0 | = No (YHLMDE=0 or YRXMDEYR=0)..... | 55324 | 95.33 |
| | 1 | = Yes (YHLMDE=1 and YRXMDEYR=1)..... | 2264 | 3.90 |
| | | | 446 | 0.77 |

NOTE: The following four variables make up the four role domains (chores at home, school or work, close relationships with family, and social life) of the Sheehan Disability Scale (SDS), which measures the impact of a disorder on an adolescent's life.

(YOPSHMGT)

| | | | | |
|-----------------|---------|---|-------------|------------|
| <u>YSDSHOME</u> | Len : 1 | RC-YOUTH: MDE ROLE IMPAIRMENT - CHORES AT HOME | | |
| | . | = Aged 18+/Unknown/Legitimate Skip (Otherwise)..... | Freq | Pct |
| | 1 | = None (YOPSHMGT=0)..... | 56018 | 96.53 |
| | 2 | = Mild (YOPSHMGT=1,2,3)..... | 88 | 0.15 |
| | 3 | = Moderate (YOPSHMGT=4,5,6)..... | 345 | 0.59 |
| | 4 | = Severe (YOPSHMGT=7,8,9)..... | 848 | 1.46 |
| | 5 | = Very Severe (YOPSHMGT=10)..... | 579 | 1.00 |
| | | | 156 | 0.27 |

(YOPSWORK)

| | | | | |
|----------------|---------|---|-------------|------------|
| <u>YSDSWRK</u> | Len : 1 | RC-YOUTH: MDE ROLE IMPAIRMENT - SCHOOL OR WORK | | |
| | . | = Aged 18+/Unknown/Legitimate Skip (Otherwise)..... | Freq | Pct |
| | 1 | = None (YOPSWORK=0)..... | 56018 | 96.53 |
| | 2 | = Mild (YOPSWORK=1,2,3)..... | 74 | 0.13 |
| | 3 | = Moderate (YOPSWORK=4,5,6)..... | 340 | 0.59 |
| | 4 | = Severe (YOPSWORK=7,8,9)..... | 631 | 1.09 |
| | 5 | = Very Severe (YOPSWORK=10)..... | 699 | 1.20 |
| | | | 272 | 0.47 |

RECODED ADOLESCENT DEPRESSION

(YOPSRELS)
YSDSREL

Len : 1 RC-YOUTH: MDE ROLE IMPAIRMENT - FAMILY RELATIONSHIPS

| | Freq | Pct |
|---|-------|-------|
| . = Aged 18+/Unknown/Legitimate Skip (Otherwise)..... | 56018 | 96.53 |
| 1 = None (YOPSRELS=0)..... | 82 | 0.14 |
| 2 = Mild (YOPSRELS=1,2,3)..... | 368 | 0.63 |
| 3 = Moderate (YOPSRELS=4,5,6)..... | 673 | 1.16 |
| 4 = Severe (YOPSRELS=7,8,9)..... | 655 | 1.13 |
| 5 = Very Severe (YOPSRELS=10)..... | 238 | 0.41 |

(YOPSSOC)
YDSSOC

Len : 1 RC-YOUTH: MDE ROLE IMPAIRMENT - SOCIAL LIFE

| | Freq | Pct |
|---|-------|-------|
| . = Aged 18+/Unknown/Legitimate Skip (Otherwise)..... | 56018 | 96.53 |
| 1 = None (YOPSSOC=0)..... | 69 | 0.12 |
| 2 = Mild (YOPSSOC=1,2,3)..... | 263 | 0.45 |
| 3 = Moderate (YOPSSOC=4,5,6)..... | 621 | 1.07 |
| 4 = Severe (YOPSSOC=7,8,9)..... | 786 | 1.35 |
| 5 = Very Severe (YOPSSOC=10)..... | 277 | 0.48 |

The following variable, YSDSOVRL, is assigned the maximum level of interference over the four role domains of SDS: chores at home (YSDSHOME), school or work (YSDSWRK), family relationships (YSDSREL), and social life (YDSSOC).

(YSDSHOME, YSDSREL, YDSSOC, YSDSWRK)
YSDSOVRL

Len : 1 RC-YOUTH: MAX SEVERITY LEVEL OF MDE ROLE IMPAIRMENT

| | Freq | Pct |
|---|-------|-------|
| . = Aged 18+/Unknown/Legitimate Skip (Otherwise)..... | 56007 | 96.51 |
| 1 = None (See comment above)..... | 5 | 0.01 |
| 2 = Mild (See comment above)..... | 77 | 0.13 |
| 3 = Moderate (See comment above)..... | 421 | 0.73 |
| 4 = Severe (See comment above)..... | 989 | 1.70 |
| 5 = Very Severe (See comment above)..... | 535 | 0.92 |

The following variable, MDEIMPY, is derived from the maximum severity level of MDE role impairment (YSDSOVRL) and is restricted to adolescents with past year MDE (YMDEYR).

(YMDEYR, YSDSOVRL)
MDEIMPY

Len : 1 RC-YOUTH: MDE WITH SEVERE ROLE IMPAIRMENT

| | Freq | Pct |
|--|-------|-------|
| . = Aged 18+/Unknown (Otherwise)..... | 47730 | 82.24 |
| 1 = Yes (YMDEYR=1 and YSDSOVRL=4,5)..... | 1518 | 2.62 |
| 2 = No (YMDEYR=2 or YSDSOVRL=1,2,3)..... | 8786 | 15.14 |

NOTE: The following four recoded variables define if a respondent had co-occurring major depressive episode with severe impairment and a use disorder. YMDEIMAD5YR is created using the DSM-5 based SUD variable and was used starting with the 2020 Detailed Tables. YMIMIS5YANY and YMIMS5YANY are created using the DSM-5 based SUD variables that include use disorder data from past year users but not misusers of prescription drugs. YMIMS5YMIS is created using the DSM-5 based SUD variable that does not include use disorder data from past year users but not misusers of prescription drugs. The SUD variable used to create YMIMS5YMIS is defined consistently with how the SUD variable in the 2020 Detailed Tables was defined. YMIMS5YMIS was renamed to better distinguish between the version that includes use disorder data from past year users but not misusers of prescription drugs and the version that does not include use disorder data from past year users but not misusers of prescription drugs. Specific information about the DSM-5 use disorder criteria used in these recodes can be found in the Nicotine Dependence and Substance Use Disorder Appendix.

(IRPYUD5ALC, MDEIMPY)
YMDEIMAD5YR

Len : 1 RC-YOUTH: PY MDE WITH SEVERE IMP AND ALC USE DISORDER-DSM-5

| | Freq | Pct |
|---|-------|-------|
| . = Aged 18+/Unknown MDE Impairment (MDEIMPY=)..... | 47730 | 82.24 |
| 0 = No (MDEIMPY=2 or IRPYUD5ALC=0)..... | 10173 | 17.53 |
| 1 = Yes (MDEIMPY=1 & IRPYUD5ALC=1)..... | 131 | 0.23 |

(MDEIMPY, UD5ILLANY)
YMIMIS5YANY

Len : 1 RC-YOUTH: PY MDE W/ SEV IMPAIR & ILL DRG USE DIS-DSM-5-ANY

| | Freq | Pct |
|---|-------|-------|
| . = Aged 18+/Unknown MDE Impairment (MDEIMPY=)..... | 47730 | 82.24 |
| 0 = No (MDEIMPY=2 or UD5ILLANY=0)..... | 10071 | 17.35 |
| 1 = Yes (MDEIMPY=1 & UD5ILLANY=1)..... | 233 | 0.40 |

RECODED ADOLESCENT DEPRESSION

(MDEIMPY, UD5ILALANY)

YMIMSS5YANY

Len : 1 RC-YOUTH: PY MDE W/ SEV IMPAIR AND SUB USE DIS-DSM-5 - ANY

| | Freq | Pct |
|---|-------------|------------|
| . = Aged 18+/Unknown MDE Impairment (MDEIMPY=.) | 47730 | 82.24 |
| 0 = No (MDEIMPY=2 or UD5ILALANY=0) | 10014 | 17.26 |
| 1 = Yes (MDEIMPY=1 & UD5ILALANY =1) | 290 | 0.50 |

(MDEIMPY, UD5ILALMIS)

YMIMSS5YMIS

Len : 1 RC-YOUTH: PY MDE W/ SEV IMPAIR AND SUB USE DIS-DSM-5 - MIS

| | Freq | Pct |
|---|-------------|------------|
| . = Aged 18+/Unknown MDE Impairment (MDEIMPY=.) | 47730 | 82.24 |
| 0 = No (MDEIMPY=2 or UD5ILALMIS=0) | 10055 | 17.33 |
| 1 = Yes (MDEIMPY=1 & UD5ILALMIS =1) | 249 | 0.43 |

CONSUMPTION OF ALCOHOL

CONSUMPTION OF ALCOHOL

The values in this section may be inconsistent with values for variables in other sections of the interview. Items in this section were edited when respondents legitimately skipped out of these items based on prior answers in earlier sections. Otherwise, variables in one section of the interview generally were not edited to make them consistent with variables in another section of the interview. This note applies to variables in this section marked by a¹.

NOTE: Beginning in 2017, respondents who reported that they used alcohol on 0 days in the past 30 days are no longer asked questions in the consumption of alcohol module that pertain to the past 30 days. This change has resulted in an increase in the number of respondents who were coded as "blank" compared with data from 2016 and prior years. However, this change was determined not to have affected the comparability of estimates since 2017 with those prior to 2017.

Next we return to the topic of alcohol. Remember that by a "drink", we mean a can or bottle of beer, a glass of wine or a wine cooler, a shot of liquor, or a mixed drink with liquor in it. We are not asking about times when you only had a sip or two from a drink.

Earlier, the computer recorded that you drank at least one alcoholic beverage within the past 30 days, that is, since [DATEFILL].

Please think about the last time you drank any alcoholic beverage. How many drinks did you have that time?

(CA01)

CADRLAST¹

Len : 3 # OF DRINKS THE LAST TIME DRANK IN PAST 30 DAYS

| | Freq | Pct |
|---|-------|-------|
| RANGE = 1 - 90 | 25221 | 43.46 |
| 985 = BAD DATA Logically assigned | 9 | 0.02 |
| 991 = NEVER USED ALCOHOL | 16302 | 28.09 |
| 993 = DID NOT USE ALCOHOL IN THE PAST 30 DAYS | 14926 | 25.72 |
| 994 = DON'T KNOW | 116 | 0.20 |
| 997 = REFUSED | 84 | 0.14 |
| 998 = BLANK (NO ANSWER)..... | 1376 | 2.37 |

This last time you drank, were you alone or were you with one or more other people?

(CA02A)

CADRPEOP¹

Len : 2 ALONE OR W/ MORE THAN ONE PERSON LAST TIME DRANK

| | Freq | Pct |
|---|-------|-------|
| 1 = I was alone the last time I drank..... | 243 | 0.42 |
| 2 = I was with one other person the last time I drank | 419 | 0.72 |
| 3 = I was with >one other person the last time I drank..... | 1481 | 2.55 |
| 85 = BAD DATA Logically assigned | 5 | 0.01 |
| 89 = LEGITIMATE SKIP Logically assigned | 1 | 0.00 |
| 91 = NEVER USED ALCOHOL..... | 16302 | 28.09 |
| 93 = DID NOT USE ALCOHOL IN THE PAST 30 DAYS | 14926 | 25.72 |
| 94 = DON'T KNOW | 8 | 0.01 |
| 97 = REFUSED | 10 | 0.02 |
| 98 = BLANK (NO ANSWER) | 240 | 0.41 |
| 99 = LEGITIMATE SKIP..... | 24399 | 42.04 |

Where did you drink alcoholic beverages this last time you drank?

(CA02B)

CADRCAR¹

Len : 2 I DRANK IN A CAR OR OTHER VEHICLE

| | Freq | Pct |
|--|-------|-------|
| 1 = Response entered | 71 | 0.12 |
| 3 = Response entered LOGICALLY ASSIGNED | 2 | 0.00 |
| 6 = Response not entered | 2051 | 3.53 |
| 85 = BAD DATA Logically assigned..... | 3 | 0.01 |
| 91 = NEVER USED ALCOHOL..... | 16302 | 28.09 |
| 93 = DID NOT USE ALCOHOL IN THE PAST 30 DAYS | 14926 | 25.72 |
| 94 = DON'T KNOW | 14 | 0.02 |
| 97 = REFUSED | 20 | 0.03 |
| 98 = BLANK (NO ANSWER) | 245 | 0.42 |
| 99 = LEGITIMATE SKIP..... | 24400 | 42.04 |

CONSUMPTION OF ALCOHOL

(CA02B)
CADRHOME¹

Len : 2 I DRANK AT MY HOME

| | Freq | Pct |
|--|-------|-------|
| 1 = Response entered | 999 | 1.72 |
| 3 = Response entered LOGICALLY ASSIGNED | 5 | 0.01 |
| 6 = Response not entered | 1120 | 1.93 |
| 85 = BAD DATA Logically assigned | 2 | 0.00 |
| 89 = LEGITIMATE SKIP Logically assigned | 1 | 0.00 |
| 91 = NEVER USED ALCOHOL | 16302 | 28.09 |
| 93 = DID NOT USE ALCOHOL IN THE PAST 30 DAYS | 14926 | 25.72 |
| 94 = DON'T KNOW | 14 | 0.02 |
| 97 = REFUSED | 20 | 0.03 |
| 98 = BLANK (NO ANSWER) | 246 | 0.42 |
| 99 = LEGITIMATE SKIP | 24399 | 42.04 |

(CA02B)
CADROTHM¹

Len : 2 I DRANK AT SOMEONE ELSE'S HOME

| | Freq | Pct |
|--|-------|-------|
| 1 = Response entered | 860 | 1.48 |
| 3 = Response entered LOGICALLY ASSIGNED | 16 | 0.03 |
| 6 = Response not entered | 1248 | 2.15 |
| 91 = NEVER USED ALCOHOL | 16302 | 28.09 |
| 93 = DID NOT USE ALCOHOL IN THE PAST 30 DAYS | 14926 | 25.72 |
| 94 = DON'T KNOW | 14 | 0.02 |
| 97 = REFUSED | 20 | 0.03 |
| 98 = BLANK (NO ANSWER) | 248 | 0.43 |
| 99 = LEGITIMATE SKIP | 24400 | 42.04 |

(CA02B)
CADRPUBL¹

Len : 2 I DRANK AT A PARK, ON A BEACH OR IN A PARKING LOT

| | Freq | Pct |
|--|-------|-------|
| 1 = Response entered | 103 | 0.18 |
| 3 = Response entered LOGICALLY ASSIGNED | 2 | 0.00 |
| 6 = Response not entered | 2019 | 3.48 |
| 91 = NEVER USED ALCOHOL | 16302 | 28.09 |
| 93 = DID NOT USE ALCOHOL IN THE PAST 30 DAYS | 14926 | 25.72 |
| 94 = DON'T KNOW | 14 | 0.02 |
| 97 = REFUSED | 20 | 0.03 |
| 98 = BLANK (NO ANSWER) | 248 | 0.43 |
| 99 = LEGITIMATE SKIP | 24400 | 42.04 |

(CA02B)
CADRBAR¹

Len : 2 I DRANK IN A RESTAURANT, BAR OR CLUB

| | Freq | Pct |
|--|-------|-------|
| 1 = Response entered | 147 | 0.25 |
| 3 = Response entered LOGICALLY ASSIGNED | 3 | 0.01 |
| 6 = Response not entered | 1974 | 3.40 |
| 91 = NEVER USED ALCOHOL | 16302 | 28.09 |
| 93 = DID NOT USE ALCOHOL IN THE PAST 30 DAYS | 14926 | 25.72 |
| 94 = DON'T KNOW | 14 | 0.02 |
| 97 = REFUSED | 20 | 0.03 |
| 98 = BLANK (NO ANSWER) | 248 | 0.43 |
| 99 = LEGITIMATE SKIP | 24400 | 42.04 |

(CA02B)
CADREVNT¹

Len : 2 I DRANK AT A CONCERT OR SPORTS GAME

| | Freq | Pct |
|--|-------|-------|
| 1 = Response entered | 25 | 0.04 |
| 6 = Response not entered | 2099 | 3.62 |
| 91 = NEVER USED ALCOHOL | 16302 | 28.09 |
| 93 = DID NOT USE ALCOHOL IN THE PAST 30 DAYS | 14926 | 25.72 |
| 94 = DON'T KNOW | 14 | 0.02 |
| 97 = REFUSED | 20 | 0.03 |
| 98 = BLANK (NO ANSWER) | 248 | 0.43 |
| 99 = LEGITIMATE SKIP | 24400 | 42.04 |

CONSUMPTION OF ALCOHOL

(CA02B)
CADRSCHL¹

Len : 2 I DRANK AT SCHOOL

| | Freq | Pct |
|--|-------|-------|
| 1 = Response entered | 10 | 0.02 |
| 6 = Response not entered | 2114 | 3.64 |
| 91 = NEVER USED ALCOHOL | 16302 | 28.09 |
| 93 = DID NOT USE ALCOHOL IN THE PAST 30 DAYS | 14926 | 25.72 |
| 94 = DON'T KNOW | 14 | 0.02 |
| 97 = REFUSED | 20 | 0.03 |
| 98 = BLANK (NO ANSWER) | 248 | 0.43 |
| 99 = LEGITIMATE SKIP | 24400 | 42.04 |

(CA02B)
CADROTH¹

Len : 2 I DRANK AT SOME OTHER PLACE

| | Freq | Pct |
|--|-------|-------|
| 1 = Response entered | 180 | 0.31 |
| 6 = Response not entered | 1944 | 3.35 |
| 91 = NEVER USED ALCOHOL | 16302 | 28.09 |
| 93 = DID NOT USE ALCOHOL IN THE PAST 30 DAYS | 14926 | 25.72 |
| 94 = DON'T KNOW | 14 | 0.02 |
| 97 = REFUSED | 20 | 0.03 |
| 98 = BLANK (NO ANSWER) | 248 | 0.43 |
| 99 = LEGITIMATE SKIP | 24400 | 42.04 |

(CA02SC)
CADROTS2¹

Len : 2 OTHER PLACE YOU LAST DRANK ALCOHOL

| | Freq | Pct |
|---|-------|-------|
| 1 = I drank in a car or other vehicle | 2 | 0.00 |
| 2 = I drank at my home | 6 | 0.01 |
| 3 = I drank at someone else's home | 19 | 0.03 |
| 4 = I drank at a park, on a beach, or in a parking lot | 2 | 0.00 |
| 5 = I drank in a restaurant, bar or club | 3 | 0.01 |
| 8 = I drank at some other place | 10 | 0.02 |
| 9 = At respondent's place of work/business | 4 | 0.01 |
| 14 = At a cabin, cottage, vacation home/vacation condo | 3 | 0.01 |
| 15 = Hotel/motel/resort/BB; restaurnt/bar/club not spec | 16 | 0.03 |
| 17 = At a house/apt/garage; no other information | 4 | 0.01 |
| 22 = Camping/hunting/fishing; no other information | 15 | 0.03 |
| 23 = Street/road/alley/neighborhood | 3 | 0.01 |
| 24 = Outside; park, beach, parkng lot, water unspcfd | 14 | 0.02 |
| 26 = Place of entertainment; club/sports/concert unspec | 4 | 0.01 |
| 35 = At a party/wedding/celebration/event; no othr info | 37 | 0.06 |
| 36 = With friends/family, hanging out; location unspfd | 3 | 0.01 |
| 70 = City/State/Country/vacation, location unspecified | 13 | 0.02 |
| 85 = BAD DATA Logically assigned | 9 | 0.02 |
| 91 = NEVER USED ALCOHOL | 16302 | 28.09 |
| 93 = DID NOT USE ALCOHOL IN THE PAST 30 DAYS | 14926 | 25.72 |
| 94 = DON'T KNOW | 4 | 0.01 |
| 97 = REFUSED | 28 | 0.05 |
| 98 = BLANK (NO ANSWER) | 263 | 0.45 |
| 99 = LEGITIMATE SKIP | 26344 | 45.39 |

Did you pay for the last alcoholic beverage that you drank?

(CA03)
CABUYFRE¹

Len : 2 PAY FOR THE LAST ALCOHOLIC BEVERAGE THAT U DRANK

| | Freq | Pct |
|--|-------|-------|
| 1 = Yes | 580 | 1.00 |
| 2 = No | 1560 | 2.69 |
| 85 = BAD DATA Logically assigned | 5 | 0.01 |
| 89 = LEGITIMATE SKIP Logically assigned | 1 | 0.00 |
| 91 = NEVER USED ALCOHOL | 16302 | 28.09 |
| 93 = DID NOT USE ALCOHOL IN THE PAST 30 DAYS | 14926 | 25.72 |
| 94 = DON'T KNOW | 7 | 0.01 |
| 97 = REFUSED | 11 | 0.02 |
| 98 = BLANK (NO ANSWER) | 243 | 0.42 |
| 99 = LEGITIMATE SKIP | 24399 | 42.04 |

CONSUMPTION OF ALCOHOL

Did you buy this last alcoholic beverage yourself, or did you give money to someone else to buy it for you?

(CA04)

CAGVMONY¹

Len : 2 DID YOU/SOMEONE ELSE BUY LAST ALCOHOLIC BEVERAGE

| | Freq | Pct |
|---|-------|-------|
| 1 = I bought it myself..... | 226 | 0.39 |
| 2 = I gave money to someone else who bought it for me | 350 | 0.60 |
| 85 = BAD DATA Logically assigned | 3 | 0.01 |
| 89 = LEGITIMATE SKIP Logically assigned | 1 | 0.00 |
| 91 = NEVER USED ALCOHOL..... | 16302 | 28.09 |
| 93 = DID NOT USE ALCOHOL IN THE PAST 30 DAYS..... | 14926 | 25.72 |
| 94 = DON'T KNOW..... | 1 | 0.00 |
| 97 = REFUSED | 4 | 0.01 |
| 98 = BLANK (NO ANSWER) | 262 | 0.45 |
| 99 = LEGITIMATE SKIP..... | 25959 | 44.73 |

People often buy alcoholic beverages at stores, restaurants, bars, clubs, or events. Sometimes they buy alcohol from other people. Which of these statements describes the way you bought the last alcoholic beverage that you drank?

(CA05)

CABUYWHO¹

Len : 2 STATEMENT BEST DESCRIBES PURCHASE OF LAST ALCOHOL

| | Freq | Pct |
|--|-------|-------|
| 1 = I bought it at a store/restaurant/bar/club/event | 187 | 0.32 |
| 2 = I bought it from another person..... | 38 | 0.07 |
| 85 = BAD DATA Logically assigned | 3 | 0.01 |
| 89 = LEGITIMATE SKIP Logically assigned | 1 | 0.00 |
| 91 = NEVER USED ALCOHOL..... | 16302 | 28.09 |
| 93 = DID NOT USE ALCOHOL IN THE PAST 30 DAYS..... | 14926 | 25.72 |
| 97 = REFUSED | 2 | 0.00 |
| 98 = BLANK (NO ANSWER) | 266 | 0.46 |
| 99 = LEGITIMATE SKIP..... | 26309 | 45.33 |

At which of these places did you buy the last alcoholic beverage that you drank?

(CA05A)

CABPLACE¹

Len : 2 WHERE YOU BOUGHT LAST ALCOHOLIC BEVERAGE

| | Freq | Pct |
|---|-------|-------|
| 1 = I bought it at a liquor/convenience/grocery store | 132 | 0.23 |
| 2 = I bought it at a restaurant, bar or club | 50 | 0.09 |
| 3 = I bought it at a concert, sports or other event | 4 | 0.01 |
| 85 = BAD DATA Logically assigned | 3 | 0.01 |
| 89 = LEGITIMATE SKIP Logically assigned | 1 | 0.00 |
| 91 = NEVER USED ALCOHOL..... | 16302 | 28.09 |
| 93 = DID NOT USE ALCOHOL IN THE PAST 30 DAYS..... | 14926 | 25.72 |
| 97 = REFUSED | 2 | 0.00 |
| 98 = BLANK (NO ANSWER) | 267 | 0.46 |
| 99 = LEGITIMATE SKIP..... | 26347 | 45.40 |

Did you buy this last alcoholic beverage from someone who was under age 21, or were they 21 or older?

(CA05B)

CABUNDAG¹

Len : 2 BUY LAST ALCOHOLIC BEVERAGE FR SOMEONE <21 OR 21+

| | Freq | Pct |
|---|-------|-------|
| 1 = Under age 21..... | 13 | 0.02 |
| 2 = Age 21 or older..... | 25 | 0.04 |
| 91 = NEVER USED ALCOHOL..... | 16302 | 28.09 |
| 93 = DID NOT USE ALCOHOL IN THE PAST 30 DAYS..... | 14926 | 25.72 |
| 97 = REFUSED | 1 | 0.00 |
| 98 = BLANK (NO ANSWER) | 270 | 0.47 |
| 99 = LEGITIMATE SKIP..... | 26497 | 45.66 |

CONSUMPTION OF ALCOHOL

Who bought the alcoholic beverage for you?

(CA06)

CAGVWHO¹

Len : 2 WHO BOUGHT THE ALCOHOLIC BEVERAGE FOR YOU

| | Freq | Pct |
|---|-------|-------|
| 1 = My parent or guardian..... | 24 | 0.04 |
| 2 = Another family member who is 21 or older..... | 40 | 0.07 |
| 3 = Someone not related to me who is 21 or older..... | 226 | 0.39 |
| 4 = Someone under age 21..... | 46 | 0.08 |
| 91 = NEVER USED ALCOHOL..... | 16302 | 28.09 |
| 93 = DID NOT USE ALCOHOL IN THE PAST 30 DAYS..... | 14926 | 25.72 |
| 94 = DON'T KNOW..... | 2 | 0.00 |
| 97 = REFUSED..... | 13 | 0.02 |
| 98 = BLANK (NO ANSWER)..... | 269 | 0.46 |
| 99 = LEGITIMATE SKIP..... | 26186 | 45.12 |

How did you get the last alcoholic beverage that you drank?

(CA07)

CAFREWHO¹

Len : 2 HOW DID U GET THE LAST ALCOHOLIC BEVERAGE U DRANK

| | Freq | Pct |
|--|-------|-------|
| 1 = My parent or guardian..... | 299 | 0.52 |
| 2 = Another family member who is 21 or older..... | 253 | 0.44 |
| 3 = Someone not related to me who is 21 or older..... | 429 | 0.74 |
| 4 = Someone under age 21..... | 196 | 0.34 |
| 5 = I took it from home..... | 140 | 0.24 |
| 6 = I took it from someone else's home..... | 30 | 0.05 |
| 7 = I got it some other way..... | 142 | 0.24 |
| 12 = Another family member who is 21 or older LOG ASSN..... | 1 | 0.00 |
| 13 = Non-relative who is 21 or older LOGICALLY ASSIGNED..... | 2 | 0.00 |
| 14 = Someone under age 21 LOGICALLY ASSIGNED..... | 1 | 0.00 |
| 15 = I took it from home LOGICALLY ASSIGNED..... | 3 | 0.01 |
| 16 = I took it from someone else's home LOGICALLY ASSN..... | 4 | 0.01 |
| 85 = BAD DATA Logically assigned..... | 2 | 0.00 |
| 91 = NEVER USED ALCOHOL..... | 16302 | 28.09 |
| 93 = DID NOT USE ALCOHOL IN THE PAST 30 DAYS..... | 14926 | 25.72 |
| 94 = DON'T KNOW..... | 15 | 0.03 |
| 97 = REFUSED..... | 46 | 0.08 |
| 98 = BLANK (NO ANSWER)..... | 263 | 0.45 |
| 99 = LEGITIMATE SKIP..... | 24980 | 43.04 |

(CA07SC)

CAFRESP2¹

Len : 2 OTHER WAY YOU GOT THE LAST ALCOHOLIC BEVERAGE

| | Freq | Pct |
|--|-------|-------|
| 2 = Another family member 21 y-o or older gave to me..... | 1 | 0.00 |
| 3 = Someone not related & 21 y-o or older gave to me..... | 2 | 0.00 |
| 4 = Someone under age 21 gave it to me..... | 1 | 0.00 |
| 5 = I took it from home..... | 3 | 0.01 |
| 6 = I took it from someone else's home..... | 4 | 0.01 |
| 7 = I got it some other way..... | 19 | 0.03 |
| 9 = I bought/ordered it; not asked for ID..... | 3 | 0.01 |
| 13 = Got/bought it in a store/liquor store; how unspcfd..... | 5 | 0.01 |
| 14 = Got frm bartender/at bar/restaurant;age/how unspc..... | 5 | 0.01 |
| 16 = Got it at party/celebration; no other info..... | 10 | 0.02 |
| 19 = I took/got/stole it; location unspcfd or unclear..... | 6 | 0.01 |
| 21 = Given by/got from relative; age unspecified..... | 3 | 0.01 |
| 22 = Given by/got fr friend/acquaint; age/how unspc..... | 38 | 0.07 |
| 24 = Given by/got from person; age/relationship unspc..... | 11 | 0.02 |
| 30 = Just there/already there; no other information..... | 3 | 0.01 |
| 31 = Just got it/had it; no other information..... | 6 | 0.01 |
| 85 = BAD DATA Logically assigned..... | 17 | 0.03 |
| 91 = NEVER USED ALCOHOL..... | 16302 | 28.09 |
| 93 = DID NOT USE ALCOHOL IN THE PAST 30 DAYS..... | 14926 | 25.72 |
| 94 = DON'T KNOW..... | 7 | 0.01 |
| 97 = REFUSED..... | 55 | 0.09 |
| 98 = BLANK (NO ANSWER)..... | 280 | 0.48 |
| 99 = LEGITIMATE SKIP..... | 26327 | 45.36 |

CONSUMPTION OF ALCOHOL

NOTE: Beginning in 2015, questions about the misuse of prescription pain relievers, tranquilizers, stimulants, and sedatives with alcohol in the past 30 days were asked in the relevant sections of the interview about the misuse of prescription drugs instead of being asked in the consumption of alcohol section of the interview.

Think again about this last time you drank any alcoholic beverages, when you had [CA01 FILL] [drink/drinks]. Did you also use [DRUGFILL] while you were drinking or within a couple of hours of drinking?

(CA08)

CADRKDRUG¹ Len : 2 ALSO USE [DRUGFILL] WHILE YOU WERE DRINKING

| | Freq | Pct |
|--|-------|-------|
| 1 = Yes..... | 3041 | 5.24 |
| 2 = No..... | 2931 | 5.05 |
| 85 = BAD DATA Logically assigned..... | 8 | 0.01 |
| 91 = NEVER USED ALCOHOL OR NEVER USED OTHER DRUGS..... | 25193 | 43.41 |
| 93 = DIDNT USE ALC OR DIDNT USE DRUGS IN THE PST 30 DYS..... | 26117 | 45.00 |
| 94 = DON'T KNOW..... | 13 | 0.02 |
| 97 = REFUSED..... | 21 | 0.04 |
| 98 = BLANK (NO ANSWER)..... | 710 | 1.22 |

What other drug or drugs did you use while you were drinking or within a couple of hours of drinking?

(CA09)

CADRKMARJ¹ Len : 2 MARIJUANA OR HASHISH

| | Freq | Pct |
|--|-------|-------|
| 1 = Response entered..... | 380 | 0.65 |
| 5 = Response entered LOG ASSN (from skip pattern)..... | 2554 | 4.40 |
| 6 = Response not entered..... | 38 | 0.07 |
| 85 = BAD DATA Logically assigned..... | 1 | 0.00 |
| 89 = LEGITIMATE SKIP Logically assigned..... | 1 | 0.00 |
| 91 = NEVER USED ALCOHOL OR NEVER USED OTHER DRUGS..... | 25193 | 43.41 |
| 93 = DIDNT USE ALC OR DIDNT USE DRUGS IN THE PST 30 DYS..... | 26117 | 45.00 |
| 97 = REFUSED..... | 1 | 0.00 |
| 98 = BLANK (NO ANSWER)..... | 522 | 0.90 |
| 99 = LEGITIMATE SKIP..... | 3227 | 5.56 |

(CA09)

CADRKCOCN¹ Len : 2 COCAINE OR 'CRACK'

| | Freq | Pct |
|--|-------|-------|
| 1 = Response entered..... | 69 | 0.12 |
| 5 = Response entered LOG ASSN (from skip pattern)..... | 22 | 0.04 |
| 6 = Response not entered..... | 98 | 0.17 |
| 89 = LEGITIMATE SKIP Logically assigned..... | 1 | 0.00 |
| 91 = NEVER USED ALCOHOL OR NEVER USED OTHER DRUGS..... | 25193 | 43.41 |
| 93 = DIDNT USE ALC OR DIDNT USE DRUGS IN THE PST 30 DYS..... | 26117 | 45.00 |
| 94 = DON'T KNOW..... | 1 | 0.00 |
| 98 = BLANK (NO ANSWER)..... | 55 | 0.09 |
| 99 = LEGITIMATE SKIP..... | 6478 | 11.16 |

(CA09)

CADRKHERN¹ Len : 2 HEROIN

| | Freq | Pct |
|--|-------|-------|
| 1 = Response entered..... | 17 | 0.03 |
| 6 = Response not entered..... | 13 | 0.02 |
| 91 = NEVER USED ALCOHOL OR NEVER USED OTHER DRUGS..... | 25193 | 43.41 |
| 93 = DIDNT USE ALC OR DIDNT USE DRUGS IN THE PST 30 DYS..... | 26117 | 45.00 |
| 94 = DON'T KNOW..... | 1 | 0.00 |
| 97 = REFUSED..... | 1 | 0.00 |
| 98 = BLANK (NO ANSWER)..... | 23 | 0.04 |
| 99 = LEGITIMATE SKIP..... | 6669 | 11.49 |

CONSUMPTION OF ALCOHOL

(CA09)

CADRKHALL¹

Len : 2 HALLUCINOGENS

| | Freq | Pct |
|--|-------|-------|
| 1 = Response entered | 32 | 0.06 |
| 5 = Response entered LOG ASSN (from skip pattern)..... | 2 | 0.00 |
| 6 = Response not entered | 194 | 0.33 |
| 89 = LEGITIMATE SKIP Logically assigned..... | 2 | 0.00 |
| 91 = NEVER USED ALCOHOL OR NEVER USED OTHER DRUGS..... | 25193 | 43.41 |
| 93 = DIDNT USE ALC OR DIDNT USE DRUGS IN THE PST 30 DYS..... | 26117 | 45.00 |
| 98 = BLANK (NO ANSWER) | 107 | 0.18 |
| 99 = LEGITIMATE SKIP..... | 6387 | 11.01 |

(CA09)

CADRKINHL¹

Len : 2 INHALANTS

| | Freq | Pct |
|--|-------|-------|
| 1 = Response entered | 15 | 0.03 |
| 5 = Response entered LOG ASSN (from skip pattern)..... | 5 | 0.01 |
| 6 = Response not entered | 56 | 0.10 |
| 89 = LEGITIMATE SKIP Logically assigned..... | 2 | 0.00 |
| 91 = NEVER USED ALCOHOL OR NEVER USED OTHER DRUGS..... | 25193 | 43.41 |
| 93 = DIDNT USE ALC OR DIDNT USE DRUGS IN THE PST 30 DYS..... | 26117 | 45.00 |
| 98 = BLANK (NO ANSWER) | 45 | 0.08 |
| 99 = LEGITIMATE SKIP..... | 6601 | 11.37 |

(CA09)

CADRKMETH¹

Len : 2 METHAMPHETAMINE

| | Freq | Pct |
|--|-------|-------|
| 1 = Response entered | 66 | 0.11 |
| 5 = Response entered LOG ASSN (from skip pattern)..... | 21 | 0.04 |
| 6 = Response not entered | 28 | 0.05 |
| 89 = LEGITIMATE SKIP Logically assigned..... | 1 | 0.00 |
| 91 = NEVER USED ALCOHOL OR NEVER USED OTHER DRUGS..... | 25193 | 43.41 |
| 93 = DIDNT USE ALC OR DIDNT USE DRUGS IN THE PST 30 DYS..... | 26117 | 45.00 |
| 97 = REFUSED | 1 | 0.00 |
| 98 = BLANK (NO ANSWER) | 40 | 0.07 |
| 99 = LEGITIMATE SKIP..... | 6567 | 11.32 |

NOTE: Beginning in 2015, female respondents were asked for CABINGEVR, CABINGAGE, CABINGYFU, and CABINGMFU to report about consumption of 4 or more drinks on the same occasion. As in prior years, male respondents in 2015 were asked for CABINGEVR, CABINGAGE, CABINGYFU, and CABINGMFU to report about consumption of 5 or more drinks on the same occasion. Variables pertaining to consumption of 5 or more drinks or 4 or more drinks on the same occasion have been edited with respect to ALCUS30D and ALCBNG30D.

CABINGFLG takes into account the editing of the variables ALCUS30D and ALCBNG30D in the ALCOHOL module.

CABINGFLG¹

Len : 2 ANY REPORT OF 4+ OR 5+ DRINKS FROM ALCOHOL MODULE

| | Freq | Pct |
|--|-------|-------|
| 0 = No report of 4+/5+ drinks or not applicable..... | 45374 | 78.19 |
| 1 = Binge alcohol use on 1+ days (ALCBNG30D=1-30)..... | 12336 | 21.26 |
| 11 = Report of 4+/5+ drinks in ALCUS30D..... | 78 | 0.13 |
| 85 = BAD DATA Logically assigned..... | 246 | 0.42 |

CONSUMPTION OF ALCOHOL

Earlier the computer recorded that you have had at least one drink of an alcoholic beverage in your lifetime. Have you ever had [4 or more]/[5 or more] drinks on the same occasion? By 'occasion,' we mean at the same time or within a couple of hours of each other.

(CA10)

CABINGEVR¹

Len : 2 EVER HAD 4/5 OR MORE DRINKS ON THE SAME OCCASION

| | Freq | Pct |
|---|-------|-------|
| 1 = Yes..... | 12747 | 21.96 |
| 2 = No..... | 15255 | 26.29 |
| 3 = Yes LOGICALLY ASSIGNED..... | 17 | 0.03 |
| 5 = Yes LOGICALLY ASSIGNED (from skip pattern)..... | 12670 | 21.83 |
| 85 = BAD DATA Logically assigned..... | 2 | 0.00 |
| 91 = NEVER USED ALCOHOL..... | 16302 | 28.09 |
| 94 = DON'T KNOW..... | 52 | 0.09 |
| 97 = REFUSED..... | 69 | 0.12 |
| 98 = BLANK (NO ANSWER)..... | 920 | 1.59 |

Earlier the computer recorded that you had [4 or more]/[5 or more] drinks on the same occasion in the past 30 days. How old were you the first time you had [4 or more]/[5 or more] drinks on the same occasion?

How old were you the first time you had [4 or more]/[5 or more] drinks on the same occasion?

(CA11)

CABINGAGE¹

Len : 3 AGE 1ST TIME HAD 4 OR 5 OR MORE DRINKS SAME OCCASION

| | Freq | Pct |
|--|-------|-------|
| RANGE = 1 - 82..... | 23910 | 41.20 |
| 985 = BAD DATA Logically assigned..... | 486 | 0.84 |
| 991 = NEVER USED ALCOHOL..... | 16302 | 28.09 |
| 994 = DON'T KNOW..... | 438 | 0.75 |
| 997 = REFUSED..... | 78 | 0.13 |
| 998 = BLANK (NO ANSWER)..... | 1565 | 2.70 |
| 999 = LEGITIMATE SKIP..... | 15255 | 26.29 |

Did you first have [4 or more]/[5 or more] drinks on the same occasion in [CURRENT YEAR - 1] or [CURRENT YEAR]?

Did you first have [4 or more]/[5 or more] drinks on the same occasion in [CURRENT YEAR - 2] or [CURRENT YEAR - 1]?

In what month in [CURRENT YEAR] did you first have [4 or more]/[5 or more] drinks on the same occasion?

(CA11A, CA11B, CA11C)

CABINGYFU¹

Len : 4 YEAR OF FIRST 4 OR 5 + DRINKS ON SAME OCCASION - RECODE

| | Freq | Pct |
|--|-------|-------|
| RANGE = 2019 - 2021..... | 2312 | 3.98 |
| 9985 = BAD DATA Logically assigned..... | 56 | 0.10 |
| 9989 = LEGITIMATE SKIP Logically assigned..... | 74 | 0.13 |
| 9991 = NEVER USED ALCOHOL..... | 16302 | 28.09 |
| 9994 = DON'T KNOW..... | 446 | 0.77 |
| 9997 = REFUSED..... | 79 | 0.14 |
| 9998 = BLANK (NO ANSWER)..... | 2046 | 3.53 |
| 9999 = LEGITIMATE SKIP..... | 36719 | 63.27 |

CONSUMPTION OF ALCOHOL

In what month in [CURRENT YEAR] did you first have [4 or more]/[5 or more] drinks on the same occasion?

In what month in [YEAR FROM CA11a or CA11b] did you first have [4 or more]/[5 or more] drinks on the same occasion?

(CA11C, CA11D)

CABINGMFU¹ Len : 2 MONTH OF 4 OR 5+ DRINKS ON SAME OCCASION - RECODE

| | Freq | Pct |
|--|-------|-------|
| 1 = January..... | 241 | 0.42 |
| 2 = February..... | 141 | 0.24 |
| 3 = March..... | 183 | 0.32 |
| 4 = April..... | 156 | 0.27 |
| 5 = May..... | 183 | 0.32 |
| 6 = June..... | 220 | 0.38 |
| 7 = July..... | 260 | 0.45 |
| 8 = August..... | 198 | 0.34 |
| 9 = September..... | 156 | 0.27 |
| 10 = October..... | 190 | 0.33 |
| 11 = November..... | 112 | 0.19 |
| 12 = December..... | 167 | 0.29 |
| 85 = BAD DATA Logically assigned..... | 77 | 0.13 |
| 89 = LEGITIMATE SKIP Logically assigned..... | 74 | 0.13 |
| 91 = NEVER USED ALCOHOL..... | 16302 | 28.09 |
| 94 = DON'T KNOW..... | 516 | 0.89 |
| 97 = REFUSED..... | 84 | 0.14 |
| 98 = BLANK (NO ANSWER)..... | 2055 | 3.54 |
| 99 = LEGITIMATE SKIP..... | 36719 | 63.27 |

NOTE: EIBINGAGE is an "editing indicator" for the variable CABINGAGE. The default value of EIBINGAGE is 1, when no editing has been done to CABINGAGE, other than to replace values with "bad data" codes or to assign relevant LEGITIMATE SKIP/NEVER USED ALCOHOL codes when the question did not apply. EIBINGAGE has values of 2 when values in CABINGAGE have logically been replaced with other values as part of the data editing procedures.

EIBINGAGE¹ Len : 1 EDITING INDICATOR FOR CABINGAGE

| | Freq | Pct |
|---|-------|-------|
| 1 = Questionnaire data (or bad data/legitimate skip)..... | 58015 | 99.97 |
| 2 = Logically assigned data..... | 19 | 0.03 |

NOTE: EIBINGYFU is an "editing indicator" for the variable CABINGYFU. The default value of EIBINGYFU is 1, when no editing has been done to CABINGYFU, other than to replace values with "bad data" codes or to assign relevant LEGITIMATE SKIP/NEVER USED ALCOHOL codes when the question did not apply. EIBINGYFU has values of 2 when values in CABINGYFU have logically been replaced with other values as part of the data editing procedures.

EIBINGYFU¹ Len : 1 EDITING INDICATOR FOR CABINGYFU

| | Freq | Pct |
|---|-------|-------|
| 1 = Questionnaire data (or bad data/legitimate skip)..... | 58015 | 99.97 |
| 2 = Logically assigned data..... | 19 | 0.03 |

NOTE: EIBINGMFU is an "editing indicator" for the variable CABINGMFU. The default value of EIBINGMFU is 1, when no editing has been done to CABINGMFU, other than to replace values with "bad data" codes or to assign relevant LEGITIMATE SKIP/NEVER USED ALCOHOL codes when the question did not apply. EIBINGMFU has values of 2 when values in CABINGMFU have logically been replaced with other values as part of the data editing procedures.

EIBINGMFU¹ Len : 1 EDITING INDICATOR FOR CABINGMFU

| | Freq | Pct |
|---|-------|-------|
| 1 = Questionnaire data (or bad data/legitimate skip)..... | 58024 | 99.98 |
| 2 = Logically assigned data..... | 10 | 0.02 |

RECODED CONSUMPTION OF ALCOHOL

RECODED CONSUMPTION OF ALCOHOL

NOTE: The variables in this section are recoded variables that were created from one or more of the edited variables from the preceding section.

NOTE: Certain source variables that were used to create recoded variables have valid values that might not have been reported or assigned for the current survey year. However, these values have been included in the general specifications in the codebook on how the recoded variables were created. See additional details about this issue in the Organization of the Data File section of this codebook introduction.

The following variable defines the social context of a respondent's last alcohol use, including whether they drank alone or if they were with one or more persons.

(CADRPEOP)

UADPEOP

Len : 1 RC-SOCIAL CONTEXT OF MOST RECENT ALCOHOL USE

| | Freq | Pct |
|--|-------------|------------|
| . = Unknown (Otherwise)..... | 263 | 0.45 |
| 1 = Drank Alone (CADRPEOP=1)..... | 243 | 0.42 |
| 2 = Drank with One Other Person (CADRPEOP=2)..... | 419 | 0.72 |
| 3 = Drank with More Than One Person (CADRPEOP=3)..... | 1481 | 2.55 |
| 4 = No Past Mon Alc/Aged 21+ (CADRPEOP=89,91,93,99)..... | 55628 | 95.85 |

NOTE: The following eight variables define the locations where respondents had their most recent alcohol use.

(CADRCAR)

UADCAR

Len : 1 RC-MOST RECENT ALCOHOL USE IN A CAR

| | Freq | Pct |
|---|-------------|------------|
| . = Unknown/No PM Use/Aged 21+ (Otherwise)..... | 55910 | 96.34 |
| 1 = Yes (CADRCAR=1,3)..... | 73 | 0.13 |
| 2 = No (CADRCAR=6)..... | 2051 | 3.53 |

(CADRHOM)

UADHOME

Len : 1 RC-MOST RECENT ALCOHOL USE AT HOME

| | Freq | Pct |
|---|-------------|------------|
| . = Unknown/No PM Use/Aged 21+ (Otherwise)..... | 55910 | 96.34 |
| 1 = Yes (CADRHOM=1,3)..... | 1004 | 1.73 |
| 2 = No (CADRHOM=6)..... | 1120 | 1.93 |

(CADROTHM)

UADOTHM

Len : 1 RC-MOST RECENT ALCOHOL USE AT SOMEONE ELSE'S HOME

| | Freq | Pct |
|---|-------------|------------|
| . = Unknown/No PM Use/Aged 21+ (Otherwise)..... | 55910 | 96.34 |
| 1 = Yes (CADROTHM=1,3)..... | 876 | 1.51 |
| 2 = No (CADROTHM=6)..... | 1248 | 2.15 |

(CADRPUBL)

UADPUBL

Len : 1 RC-MOST RECENT ALCOHOL USE AT A PARK, BEACH, OR LOT

| | Freq | Pct |
|---|-------------|------------|
| . = Unknown/No PM Use/Aged 21+ (Otherwise)..... | 55910 | 96.34 |
| 1 = Yes (CADRPUBL=1,3)..... | 105 | 0.18 |
| 2 = No (CADRPUBL=6)..... | 2019 | 3.48 |

(CADRBAR)

UADBAR

Len : 1 RC-MOST RECENT ALCOHOL USE AT RESTAURANT, BAR, OR CLUB

| | Freq | Pct |
|---|-------------|------------|
| . = Unknown/No PM Use/Aged 21+ (Otherwise)..... | 55910 | 96.34 |
| 1 = Yes (CADRBAR=1,3)..... | 150 | 0.26 |
| 2 = No (CADRBAR=6)..... | 1974 | 3.40 |

(CADREVNT)

UADVNT

Len : 1 RC-MOST RECENT ALCOHOL USE AT CONCERT OR SPORTS GAME

| | Freq | Pct |
|---|-------------|------------|
| . = Unknown/No PM Use/Aged 21+ (Otherwise)..... | 55910 | 96.34 |
| 1 = Yes (CADREVNT=1,3)..... | 25 | 0.04 |
| 2 = No (CADREVNT=6)..... | 2099 | 3.62 |

RECODED CONSUMPTION OF ALCOHOL

(CADRSCHL)
UADSCHL

Len : 1 RC-MOST RECENT ALCOHOL USE AT SCHOOL

| | Freq | Pct |
|---|-------|-------|
| . = Unknown/No PM Use/Aged 21+ (Otherwise)..... | 55910 | 96.34 |
| 1 = Yes (CADRSCHL=1,3)..... | 10 | 0.02 |
| 2 = No (CADRSCHL=6)..... | 2114 | 3.64 |

The following variable, UADROTH, was assigned a negative response if a respondent indicated not receiving their most recent alcohol from some other place (CADROTH=6) or indicated receiving their most recent alcohol from one of the other specific locations asked about (CADROTH=1 & CADROTS2=1-7). A missing was assigned if a respondent indicated that they received their most recent alcohol from some other place (CADROTH=1) and their response to the other-specify follow-up question was invalid or unknown (CADROTS2=70, 85, 94, 97, 98) or if they were not alcohol users, or did not indicate any location for their most recent alcohol use (CADROTH=91, 93, 94, 97, 98, 99).

(CADROTH, CADROTS2)
UADROTH

Len : 1 RC-MOST RECENT ALCOHOL USE AT SOME OTHER PLACE

| | Freq | Pct |
|---|-------|-------|
| . = Unknown/No PM Use/Aged 21+ (See comment above)..... | 55945 | 96.40 |
| 1 = Yes (CADROTH=1 and CADROTS2=8-41)..... | 113 | 0.19 |
| 2 = No (See comment above)..... | 1976 | 3.40 |

(CADROTS2)
UADOTSP2

Len : 1 RC-OTHER LOCATIONS OF MOST RECENT ALCOHOL USE

| | Freq | Pct |
|--|-------|-------|
| . = Unknown (CADROTS2=70,85,94,97,98)..... | 317 | 0.55 |
| 1 = Party, Wedding, or Celebration (CADROTS2=35)..... | 37 | 0.06 |
| 2 = Outside: Location Not Specified (CADROTS2=24)..... | 14 | 0.02 |
| 3 = Hotel, Motel, or Resort (CADROTS2=15)..... | 16 | 0.03 |
| 4 = Camping, Hunting, or Fishing (CADROTS2=22)..... | 15 | 0.03 |
| 5 = Cabin, Cottage, Vacation Home, Etc. (CADROTS2=14)..... | 3 | 0.01 |
| 7 = Other Location, Nonuser, or Aged 21+ (Otherwise)..... | 57632 | 99.31 |

(CABUYFRE)
UADPAID

Len : 1 RC-UNDERAGE DRINKER PAID FOR MOST RECENT ALCOHOL

| | Freq | Pct |
|--|-------|-------|
| . = Unknown (Otherwise)..... | 266 | 0.46 |
| 1 = Yes (CABUYFRE=1)..... | 580 | 1.00 |
| 2 = No (CABUYFRE=2)..... | 1560 | 2.69 |
| 3 = No Past Mon Alc/Aged 21+ (CABUYFRE=89,91,93,99)..... | 55628 | 95.85 |

A respondent was assigned a value of UADMONEY=3 if they did not use alcohol in the past month, were aged 21 or older, or were past month alcohol users who were under 21 but did not pay for their most recent alcohol (CAGVMONEY=89, 91, 93, 99).

(CAGVMONEY)
UADMONEY

Len : 1 RC-UNDERAGE DRINKER PURCHASED MOST RECENT ALCOHOL

| | Freq | Pct |
|---|-------|-------|
| . = Unknown (Otherwise)..... | 270 | 0.47 |
| 1 = Bought Myself (CAGVMONEY=1)..... | 226 | 0.39 |
| 2 = Gave Money to Someone Else to Buy (CAGVMONEY=2)..... | 350 | 0.60 |
| 3 = No Pst Mon Alc/Aged 21+/No Pay (See comment above)..... | 57188 | 98.54 |

A respondent was assigned a value of UADBWHO=3 if they did not use alcohol in the past month, were aged 21 or older, were past month alcohol users who were under 21 but did not pay for their most recent alcohol, or were past month alcohol users who were under 21 and paid for their most recent alcohol but did not buy it themselves (CABUYWHO=89, 91, 93, 99).

(CABUYWHO)
UADBWHO

Len : 1 RC-HOW UNDERAGE DRINKER PURCHASED MOST RECNT ALCOHOL

| | Freq | Pct |
|---|-------|-------|
| . = Unknown (Otherwise)..... | 271 | 0.47 |
| 1 = Bought at a Store/Restaurant/Etc. (CABUYWHO=1)..... | 187 | 0.32 |
| 2 = Bought From Another Person (CABUYWHO=2)..... | 38 | 0.07 |
| 3 = No PM Alc/Aged 21+/No Pay, Buy (See comment above)..... | 57538 | 99.15 |

RECODED CONSUMPTION OF ALCOHOL

A respondent was assigned a value of UADPLACE=4 if they did not use alcohol in the past month, were aged 21 or older, were past month alcohol users who were under 21 but bought from another person, were past month alcohol users who were under 21 but did not pay for their most recent alcohol, or were past month alcohol users who were under 21 and paid for their most recent alcohol but did not buy it themselves (CABPLACE=89, 91, 93, 99).

(CABPLACE)

UADPLACE

| Len : 1 RC-WHERE UNDERAGE DRINKER PURCHSD MOST RECNT ALCOHOL | | Freq | Pct |
|--|---|-------|-------|
| . | = Unknown (Otherwise)..... | 272 | 0.47 |
| 1 | = Bought at Liquor/Grocery Store (CABPLACE=1) | 132 | 0.23 |
| 2 | = Bought at a Restaurant/Bar/Club (CABPLACE=2) | 50 | 0.09 |
| 3 | = Bought at a Concert/Sports/Event (CABPLACE=3)..... | 4 | 0.01 |
| 4 | = No PM Alc/21+/Prsn/No Pay, Buy (See comment above)..... | 57576 | 99.21 |

A respondent was assigned a value of UADBUND=3 if they did not use alcohol in the past month, were aged 21 or older, were past month alcohol users who were under 21 and bought it at a store, restaurant, bar, club, or event, were past month alcohol users who were under 21 but did not pay for their most recent alcohol, or were past month alcohol users who were under 21 and paid for their most recent alcohol but did not buy it themselves (CABUNDAG=89, 91, 93, 99).

(CABUNDAG)

UADBUND

| Len : 1 RC-AGE PERSON WHO PURCHASED ALC FOR UNDERAGE DRINKER | | Freq | Pct |
|--|---|-------|-------|
| . | = Unknown (Otherwise)..... | 271 | 0.47 |
| 1 | = Under Age 21 (CABUNDAG=1)..... | 13 | 0.02 |
| 2 | = Aged 21 or Older (CABUNDAG=2) | 25 | 0.04 |
| 3 | = No PM Alc/21+/Plce/No Pay, Buy (See comment above)..... | 57725 | 99.47 |

A respondent was assigned a value of UADCAG=5 if they did not use alcohol in the past month, were aged 21 or older, were past month alcohol users who were under 21 but did not pay for their most recent alcohol, or were past month alcohol users who were under 21 but bought it themselves (CAGVWHO=89, 91, 93, 99).

(CAGVWHO)

UADCAG

| Len : 1 RC-WHO PURCHASED UNDERAGE DRINKER MOST RECENT ALCOHOL | | Freq | Pct |
|---|---|-------|-------|
| . | = Unknown (Otherwise)..... | 284 | 0.49 |
| 1 | = Parent or Guardian (CAGVWHO=1)..... | 24 | 0.04 |
| 2 | = Another Family Member Aged 21 or Older (CAGVWHO=2)..... | 40 | 0.07 |
| 3 | = Someone Not Related Aged 21 or Older (CAGVWHO=3)..... | 226 | 0.39 |
| 4 | = Someone Under the Age of 21 (CAGVWHO=4)..... | 46 | 0.08 |
| 5 | = No PM Alc/21+/No Pay/Buy Self (See comment above)..... | 57414 | 98.93 |

The following variable, UADFWHO, was assigned missing if a respondent indicated that some other person gave them the last alcohol they drank (CAFREWHO=7) and their response to the other-specify follow-up question was unknown (CAFRESP2=70, 85, 94, 97, 98) or if they did not indicate who gave them the last alcohol they drank (CAFREWHO=85, 94, 97, 98). A respondent was assigned a value of UADFWHO=8 if they did not use alcohol in the past month, were aged 21 or older, or were past month alcohol users who were under 21 but paid for it themselves (CAFREWHO=89,91,93,99).

(CAFRESP2, CAFREWHO)

UADFWHO

| Len : 1 RC-WHO GAVE UNDERAGE DRINKER MOST RECENT ALCOHOL | | Freq | Pct |
|--|---|-------|-------|
| . | = Unknown (See comment above)..... | 359 | 0.62 |
| 1 | = Parent or Guardian (CAFREWHO=1,11) | 299 | 0.52 |
| 2 | = Another Family Member, 21 or Older (CAFREWHO=2,12)..... | 254 | 0.44 |
| 3 | = Someone Not Related, 21 or Older (CAFREWHO=3,13)..... | 431 | 0.74 |
| 4 | = Someone Under the Age of 21 (CAFREWHO=4,14) | 197 | 0.34 |
| 5 | = Took From My Home (CAFREWHO=5,15) | 143 | 0.25 |
| 6 | = Took From Someone Else's Home (CAFREWHO=6,16)..... | 34 | 0.06 |
| 7 | = Some Other Way (CAFREWHO=7 & CAFRESP2=7-43) | 109 | 0.19 |
| 8 | = No PM Alc/Aged 21+/Pay (See comment above)..... | 56208 | 96.85 |

RECODED CONSUMPTION OF ALCOHOL

The following variable, UADFRD, was assigned a negative response if a respondent indicated receiving their most recent alcohol not from a friend (CAFREWHO=1-6, 11-16) or from some other person besides a friend (CAFREWHO=7 & CAFRESP2=7, 8-21, 23-42). A missing was assigned if a respondent indicated that some other person gave them the last alcohol they drank (CAFREWHO=7) and their response to the other-specify follow-up question was unknown (CAFRESP2=70, 85, 94, 97, 98) or if they did not indicate who gave them the last alcohol they drank (CAFREWHO=85, 94, 97, 98). A respondent was assigned a value of UADFRD=3 if they did not use alcohol in the past month, were aged 21 or older, or were past month alcohol users who were under 21 but paid for it themselves (CAFREWHO=89,91,93,99).

(CAFRESP2, CAFREWHO)

| | | | | |
|---------------|---------|--|-------------|------------|
| <u>UADFRD</u> | Len : 1 | RC-MOST RECENT ALCOHOL FROM FRIEND, UNSPEC AGE/METHOD | | |
| | | . | Freq | Pct |
| | | = Unknown (See comment above)..... | 359 | 0.62 |
| | | 1 = Got From a Friend (CAFREWHO=7 & CAFRESP2=22,43)..... | 38 | 0.07 |
| | | 2 = Not From a Friend (See comment above)..... | 1429 | 2.46 |
| | | 3 = No PM Alc/Aged 21+/Pay (See comment above)..... | 56208 | 96.85 |

NOTE: The following six variables define specific drugs used at the same time or within a couple hours of the respondent's last alcohol use.

(CADRKMARJ)

| | | | | |
|-------------------|---------|---|-------------|------------|
| <u>CADRKMARJ2</u> | Len : 1 | RC-USED MARIJUANA WITH LAST ALCOHOL USE | | |
| | | . | Freq | Pct |
| | | = Unknown (Otherwise)..... | 524 | 0.90 |
| | | 0 = No (CADRKMARJ=6,81,83,89,91,93,99)..... | 54576 | 94.04 |
| | | 1 = Yes (CADRKMARJ=1,5)..... | 2934 | 5.06 |

(CADRKCOCN)

| | | | | |
|-------------------|---------|---|-------------|------------|
| <u>CADRKCOCN2</u> | Len : 1 | RC-USED COCAINE WITH LAST ALCOHOL USE | | |
| | | . | Freq | Pct |
| | | = Unknown (Otherwise)..... | 56 | 0.10 |
| | | 0 = No (CADRKCOCN=6,81,83,89,91,93,99)..... | 57887 | 99.75 |
| | | 1 = Yes (CADRKCOCN=1,5)..... | 91 | 0.16 |

(CADRKHERN)

| | | | | |
|-------------------|---------|---|-------------|------------|
| <u>CADRKHERN2</u> | Len : 1 | RC-USED HEROIN WITH LAST ALCOHOL USE | | |
| | | . | Freq | Pct |
| | | = Unknown (Otherwise)..... | 25 | 0.04 |
| | | 0 = No (CADRKHERN=6,81,83,89,91,93,99)..... | 57992 | 99.93 |
| | | 1 = Yes (CADRKHERN=1,5)..... | 17 | 0.03 |

(CADRKHALL)

| | | | | |
|-------------------|---------|---|-------------|------------|
| <u>CADRKHALL2</u> | Len : 1 | RC-USED HALLUCINOGENS WITH LAST ALCOHOL USE | | |
| | | . | Freq | Pct |
| | | = Unknown (Otherwise)..... | 107 | 0.18 |
| | | 0 = No (CADRKHALL=6,81,83,89,91,93,99)..... | 57893 | 99.76 |
| | | 1 = Yes (CADRKHALL=1,5)..... | 34 | 0.06 |

(CADRKINHL)

| | | | | |
|-------------------|---------|---|-------------|------------|
| <u>CADRKINHL2</u> | Len : 1 | RC-USED INHALANTS WITH LAST ALCOHOL USE | | |
| | | . | Freq | Pct |
| | | = Unknown (Otherwise)..... | 45 | 0.08 |
| | | 0 = No (CADRKINHL=6,81,83,89,91,93,99)..... | 57969 | 99.89 |
| | | 1 = Yes (CADRKINHL=1,5)..... | 20 | 0.03 |

(CADRKMETH)

| | | | | |
|-------------------|---------|---|-------------|------------|
| <u>CADRKMETH2</u> | Len : 1 | RC-USED METHAMPHETAMINE WITH LAST ALCOHOL USE | | |
| | | . | Freq | Pct |
| | | = Unknown (Otherwise)..... | 41 | 0.07 |
| | | 0 = No (CADRKMETH=6,81,83,89,91,93,99)..... | 57906 | 99.78 |
| | | 1 = Yes (CADRKMETH=1,5)..... | 87 | 0.15 |

EMERGING ISSUES

EMERGING ISSUES

The values in this section may be inconsistent with values for variables in other sections of the interview. Items in this section were edited when respondents legitimately skipped out of these items based on prior answers in earlier sections. Otherwise, variables in one section of the interview generally were not edited to make them consistent with variables in another section of the interview. This note applies to variables in this section marked by a¹.

Do you think you ever had a problem with your own drug or alcohol use?

(CA15)

CASUPROB¹

Len : 2 THINK EVER HAD PROBLEM WITH OWN DRUG OR ALCOHOL USE

| | Freq | Pct |
|---------------------------------------|-------------|------------|
| 1 = Yes..... | 5268 | 9.08 |
| 2 = No..... | 40115 | 69.12 |
| 85 = BAD DATA Logically assigned..... | 6 | 0.01 |
| 94 = DON'T KNOW..... | 115 | 0.20 |
| 97 = REFUSED..... | 98 | 0.17 |
| 98 = BLANK (NO ANSWER)..... | 1689 | 2.91 |
| 99 = LEGITIMATE SKIP..... | 10743 | 18.51 |

At this time do you consider yourself to be in recovery or recovered from your own problem with drugs or alcohol use?

(CA16)

CASURCVR¹

Len : 2 THINK IN RECOVERY FROM DRUG OR ALCOHOL PROBLEM

| | Freq | Pct |
|---------------------------------------|-------------|------------|
| 1 = Yes..... | 3676 | 6.33 |
| 2 = No..... | 1572 | 2.71 |
| 85 = BAD DATA Logically assigned..... | 5 | 0.01 |
| 94 = DON'T KNOW..... | 15 | 0.03 |
| 97 = REFUSED..... | 5 | 0.01 |
| 98 = BLANK (NO ANSWER)..... | 1903 | 3.28 |
| 99 = LEGITIMATE SKIP..... | 50858 | 87.63 |

Do you think you ever had a problem with your own mental health?

(CA17)

CAMHPROB¹

Len : 2 THINK EVER HAD PROBLEM WITH OWN MENTAL HEALTH

| | Freq | Pct |
|---------------------------------------|-------------|------------|
| 1 = Yes..... | 13766 | 23.72 |
| 2 = No..... | 31591 | 54.44 |
| 85 = BAD DATA Logically assigned..... | 6 | 0.01 |
| 94 = DON'T KNOW..... | 126 | 0.22 |
| 97 = REFUSED..... | 111 | 0.19 |
| 98 = BLANK (NO ANSWER)..... | 1691 | 2.91 |
| 99 = LEGITIMATE SKIP..... | 10743 | 18.51 |

At this time do you consider yourself to be in recovery or recovered from your own mental health problem?

(CA18)

CAMHRCVR¹

Len : 2 THINK IN RECOVERY FROM MENTAL HEALTH PROBLEM

| | Freq | Pct |
|---------------------------------------|-------------|------------|
| 1 = Yes..... | 8757 | 15.09 |
| 2 = No..... | 4918 | 8.47 |
| 85 = BAD DATA Logically assigned..... | 5 | 0.01 |
| 94 = DON'T KNOW..... | 75 | 0.13 |
| 97 = REFUSED..... | 15 | 0.03 |
| 98 = BLANK (NO ANSWER)..... | 1930 | 3.33 |
| 99 = LEGITIMATE SKIP..... | 42334 | 72.95 |

EMERGING ISSUES

This next question is about kratom, which can come in forms such as powder, pills, or leaf.

Have you ever, even once, used kratom?

(KA01)

KRATEVER

Len : 2 EVER USED KRATOM

| | Freq | Pct |
|---------------------------------------|-------|-------|
| 1 = Yes..... | 979 | 1.69 |
| 2 = No..... | 54966 | 94.71 |
| 85 = BAD DATA Logically assigned..... | 12 | 0.02 |
| 94 = DON'T KNOW..... | 224 | 0.39 |
| 97 = REFUSED..... | 105 | 0.18 |
| 98 = BLANK (NO ANSWER)..... | 1748 | 3.01 |

How long has it been since you last used kratom?

(KALAST3)

KRATREC

Len : 2 TIME SINCE LAST USED KRATOM

| | Freq | Pct |
|---|-------|-------|
| 1 = Within the past 30 days..... | 169 | 0.29 |
| 2 = More than 30 days ago but within the past 12 mos..... | 186 | 0.32 |
| 3 = More than 12 months ago..... | 609 | 1.05 |
| 9 = Used at some point in the lifetime LOG ASSN..... | 15 | 0.03 |
| 85 = BAD DATA Logically assigned..... | 10 | 0.02 |
| 91 = NEVER USED KRATOM..... | 54966 | 94.71 |
| 98 = BLANK (NO ANSWER)..... | 2079 | 3.58 |

The next questions are about vaping with e-cigarettes or other vaping devices. These devices might also be called vape pens, personal vaporizers, or mods. People can vape nicotine or tobacco, marijuana, flavoring, or other substances.

Have you ever, even once, vaped anything with an e-cigarette or other vaping device?

(VPANYLIF)

VAPANYEVR

Len : 2 EVER VAPED ANYTHING WITH E-CIG OR OTHER VAPING DEVICE

| | Freq | Pct |
|---------------------------------------|-------|-------|
| 1 = Yes..... | 11875 | 20.46 |
| 2 = No..... | 44185 | 76.14 |
| 85 = BAD DATA Logically assigned..... | 12 | 0.02 |
| 94 = DON'T KNOW..... | 86 | 0.15 |
| 97 = REFUSED..... | 116 | 0.20 |
| 98 = BLANK (NO ANSWER)..... | 1760 | 3.03 |

How long has it been since you last vaped anything with an e-cigarette or other vaping device?

(VPANYREC)

VAPANYREC

Len : 2 TIME SINCE LAST VAPED ANYTHING

| | Freq | Pct |
|--|-------|-------|
| 1 = Within the past 30 days..... | 4723 | 8.14 |
| 2 = More than 30 days ago but within the past 12 mos..... | 2391 | 4.12 |
| 3 = More than 12 months ago..... | 4735 | 8.16 |
| 8 = Used at some point in the past 12 mos LOG ASSN..... | 2 | 0.00 |
| 9 = Used at some point in the lifetime LOGICALLY ASSIGNED..... | 21 | 0.04 |
| 11 = Used in the past 30 days LOGICALLY ASSIGNED..... | 3 | 0.01 |
| 85 = BAD DATA Logically assigned..... | 11 | 0.02 |
| 91 = NEVER VAPED ANYTHING..... | 44185 | 76.14 |
| 98 = BLANK (NO ANSWER)..... | 1963 | 3.38 |

EMERGING ISSUES

The next questions are about vaping nicotine or tobacco.

Have you ever, even once, vaped nicotine or tobacco with an e-cigarette or other vaping device?

(VPNILIF)
VAPNICEVR

| | | | |
|---------|--|-------------|------------|
| Len : 2 | EVER VAPED NICOTINE OR TOBACCO WITH E-CIG OR VAPING DEVICE | | |
| | | Freq | Pct |
| | 1 = Yes..... | 8951 | 15.42 |
| | 2 = No..... | 2876 | 4.96 |
| | 85 = BAD DATA Logically assigned..... | 11 | 0.02 |
| | 91 = NEVER VAPED ANYTHING..... | 44185 | 76.14 |
| | 94 = DON'T KNOW..... | 37 | 0.06 |
| | 97 = REFUSED..... | 8 | 0.01 |
| | 98 = BLANK (NO ANSWER)..... | 1966 | 3.39 |

How long has it been since you last vaped nicotine or tobacco with an e-cigarette or other vaping device?

(VPNIRECA, VPNIRECB)
VAPNICREC

| | | | |
|---------|--|-------------|------------|
| Len : 2 | TIME SINCE LAST VAPED NICOTINE OR TOBACCO | | |
| | | Freq | Pct |
| | 1 = Within the past 30 days..... | 3567 | 6.15 |
| | 2 = More than 30 days ago but within the past 12 mos..... | 1635 | 2.82 |
| | 3 = More than 12 months ago..... | 3732 | 6.43 |
| | 9 = Used at some point in the lifetime LOGICALLY ASSIGNED..... | 15 | 0.03 |
| | 19 = Used more than 30 days ago LOG ASSN..... | 2 | 0.00 |
| | 85 = BAD DATA Logically assigned..... | 11 | 0.02 |
| | 91 = NEVER VAPED NICOTINE OR TOBACCO..... | 47061 | 81.09 |
| | 98 = BLANK (NO ANSWER)..... | 2011 | 3.47 |

The next questions are about vaping marijuana.

Have you ever, even once, vaped marijuana with a vaping device?

(VPMJLIF)
VAPMRJEVR

| | | | |
|---------|---|-------------|------------|
| Len : 2 | EVER VAPED MARIJUANA WITH VAPING DEVICE | | |
| | | Freq | Pct |
| | 1 = Yes..... | 6640 | 11.44 |
| | 2 = No..... | 5209 | 8.98 |
| | 85 = BAD DATA Logically assigned..... | 11 | 0.02 |
| | 91 = NEVER VAPED ANYTHING..... | 44185 | 76.14 |
| | 94 = DON'T KNOW..... | 13 | 0.02 |
| | 97 = REFUSED..... | 7 | 0.01 |
| | 98 = BLANK (NO ANSWER)..... | 1969 | 3.39 |

How long has it been since you last vaped marijuana with a vaping device?

(VPMJRECA, VPMJRECB)
VAPMRJREC

| | | | |
|---------|--|-------------|------------|
| Len : 2 | TIME SINCE LAST VAPED MARIJUANA | | |
| | | Freq | Pct |
| | 1 = Within the past 30 days..... | 1915 | 3.30 |
| | 2 = More than 30 days ago but within the past 12 mos..... | 1762 | 3.04 |
| | 3 = More than 12 months ago..... | 2952 | 5.09 |
| | 9 = Used at some point in the lifetime LOGICALLY ASSIGNED..... | 8 | 0.01 |
| | 19 = Used more than 30 days ago LOG ASSN..... | 3 | 0.01 |
| | 85 = BAD DATA Logically assigned..... | 11 | 0.02 |
| | 91 = NEVER VAPED MARIJUANA..... | 49394 | 85.11 |
| | 98 = BLANK (NO ANSWER)..... | 1989 | 3.43 |

EMERGING ISSUES

The next questions are about vaping flavoring.

Have you ever, even once, vaped only flavoring without nicotine or other substances added?

(VPFLLIF)

VAPFLVEVR

Len : 2 EVER VAPED ONLY FLAVORING WITHOUT NICOTINE/SUBSTANCE

| | Freq | Pct |
|---------------------------------------|-------|-------|
| 1 = Yes..... | 4346 | 7.49 |
| 2 = No..... | 7453 | 12.84 |
| 85 = BAD DATA Logically assigned..... | 10 | 0.02 |
| 91 = NEVER VAPED ANYTHING..... | 44185 | 76.14 |
| 94 = DON'T KNOW..... | 67 | 0.12 |
| 97 = REFUSED..... | 4 | 0.01 |
| 98 = BLANK (NO ANSWER)..... | 1969 | 3.39 |

How long has it been since you last vaped only flavoring?

(VPFLRECA, VPFLRECB)

VAPFLVREC

Len : 2 TIME SINCE LAST VAPED ONLY FLAVORING

| | Freq | Pct |
|--|-------|-------|
| 1 = Within the past 30 days..... | 852 | 1.47 |
| 2 = More than 30 days ago but within the past 12 mos..... | 806 | 1.39 |
| 3 = More than 12 months ago..... | 2680 | 4.62 |
| 9 = Used at some point in the lifetime LOGICALLY ASSIGNED..... | 7 | 0.01 |
| 19 = Used more than 30 days ago LOG ASSN..... | 1 | 0.00 |
| 85 = BAD DATA Logically assigned..... | 10 | 0.02 |
| 91 = NEVER VAPED ONLY FLAVORING..... | 51638 | 88.98 |
| 98 = BLANK (NO ANSWER)..... | 2040 | 3.52 |

The next question is about synthetic marijuana or fake weed, also called K2 or Spice. Have you ever, even once, used synthetic marijuana or fake weed?

(SMLIF)

SYNMRJEVR

Len : 2 EVER USED SYNTHETIC MARIJUANA

| | Freq | Pct |
|---------------------------------------|-------|-------|
| 1 = Yes..... | 1428 | 2.46 |
| 2 = No..... | 54606 | 94.09 |
| 85 = BAD DATA Logically assigned..... | 11 | 0.02 |
| 94 = DON'T KNOW..... | 111 | 0.19 |
| 97 = REFUSED..... | 107 | 0.18 |
| 98 = BLANK (NO ANSWER)..... | 1771 | 3.05 |

How long has it been since you last used synthetic marijuana or fake weed?

(SMREC)

SYNMRJREC

Len : 2 TIME SINCE LAST USED SYNTHETIC MARIJUANA

| | Freq | Pct |
|--|-------|-------|
| 1 = Within the past 30 days..... | 54 | 0.09 |
| 2 = More than 30 days ago but within the past 12 mos..... | 81 | 0.14 |
| 3 = More than 12 months ago..... | 1289 | 2.22 |
| 9 = Used at some point in the lifetime LOGICALLY ASSIGNED..... | 4 | 0.01 |
| 85 = BAD DATA Logically assigned..... | 10 | 0.02 |
| 91 = NEVER USED SYNTHETIC MARIJUANA..... | 54606 | 94.09 |
| 98 = BLANK (NO ANSWER)..... | 1990 | 3.43 |

The next question is about synthetic stimulants that people use to get high, also called "bath salts" or flakka.

Have you ever, even once, used these synthetic stimulants?

(SMLIF)

SYNSTMEVR

Len : 2 EVER USED SYNTHETIC STIMULANTS

| | Freq | Pct |
|---------------------------------------|-------|-------|
| 1 = Yes..... | 153 | 0.26 |
| 2 = No..... | 55908 | 96.34 |
| 85 = BAD DATA Logically assigned..... | 10 | 0.02 |
| 94 = DON'T KNOW..... | 91 | 0.16 |
| 97 = REFUSED..... | 98 | 0.17 |
| 98 = BLANK (NO ANSWER)..... | 1774 | 3.06 |

EMERGING ISSUES

How long has it been since you last used these synthetic stimulants, also called "bath salts" or flakka?

(SSREC)

SYNSTMREC

Len : 2 TIME SINCE LAST USED SYNTHETIC STIMULANTS

| | Freq | Pct |
|--|-------------|------------|
| 1 = Within the past 30 days..... | 20 | 0.03 |
| 2 = More than 30 days ago but within the past 12 mos | 12 | 0.02 |
| 3 = More than 12 months ago | 117 | 0.20 |
| 9 = Used at some point in the lifetime LOGICALLY ASSIGNED..... | 4 | 0.01 |
| 85 = BAD DATA Logically assigned..... | 9 | 0.02 |
| 91 = NEVER USED SYNTHETIC STIMULANTS | 55908 | 96.34 |
| 98 = BLANK (NO ANSWER) | 1964 | 3.38 |

IMPUTED EMERGING ISSUES

IMPUTED EMERGING ISSUES

(KRATEVER, KRATREC)

| | | | | |
|------------------|---------|--|-------------|------------|
| <u>IRKRATREC</u> | Len : 1 | KRATOM RECENCY - IMPUTATION REVISED | | |
| | | | Freq | Pct |
| | | 1 = Within the past 30 days..... | 182 | 0.31 |
| | | 2 = More than 30 days ago but within the past 12 mos | 195 | 0.34 |
| | | 3 = More than 12 months ago | 645 | 1.11 |
| | | 9 = NEVER USED KRATOM | 57012 | 98.24 |

(KRATEVER, KRATREC)

| | | | | |
|------------------|---------|---|-------------|------------|
| <u>IKKRATREC</u> | Len : 1 | KRATOM RECENCY - IMPUTATION INDICATOR | | |
| | | | Freq | Pct |
| | | 1 = Questionnaire data | 55930 | 96.37 |
| | | 3 = Statistically imputed data - lifetime use imputed | 2089 | 3.60 |
| | | 4 = Statistically imputed data - edited recency = 9..... | 15 | 0.03 |

(VAPANYEVR, VAPANYREC)

| | | | | |
|--------------------|---------|--|-------------|------------|
| <u>IRVAPANYREC</u> | Len : 1 | ANY VAPING RECENCY - IMPUTATION REVISED | | |
| | | | Freq | Pct |
| | | 1 = Within the past 30 days..... | 4939 | 8.51 |
| | | 2 = More than 30 days ago but within the past 12 mos | 2479 | 4.27 |
| | | 3 = More than 12 months ago | 4956 | 8.54 |
| | | 9 = NEVER VAPED ANYTHING | 45660 | 78.68 |

(VAPANYEVR, VAPANYREC)

| | | | | |
|--------------------|---------|---|-------------|------------|
| <u>IIVAPANYREC</u> | Len : 1 | ANY VAPING RECENCY - IMPUTATION INDICATOR | | |
| | | | Freq | Pct |
| | | 1 = Questionnaire data | 56034 | 96.55 |
| | | 2 = Logically assigned data..... | 3 | 0.01 |
| | | 3 = Statistically imputed data - lifetime use imputed | 1974 | 3.40 |
| | | 4 = Statistically imputed data - edited recency = 9..... | 21 | 0.04 |
| | | 5 = Statistically imputed data - edited recency = 8..... | 2 | 0.00 |

(VAPNICEVR, VAPNICREC)

| | | | | |
|--------------------|---------|--|-------------|------------|
| <u>IRVAPNICREC</u> | Len : 1 | NICOTINE OR TOBACCO VAPING RECENCY - IMPUTATION REVISED | | |
| | | | Freq | Pct |
| | | 1 = Within the past 30 days..... | 3656 | 6.30 |
| | | 2 = More than 30 days ago but within the past 12 mos | 1701 | 2.93 |
| | | 3 = More than 12 months ago | 3996 | 6.89 |
| | | 9 = NEVER VAPED NICOTINE OR TOBACCO..... | 48681 | 83.88 |

(VAPNICEVR, VAPNICREC)

| | | | | |
|--------------------|---------|---|-------------|------------|
| <u>IIVAPNICREC</u> | Len : 1 | NICOTINE OR TOBACCO VAPING RECENCY - IMPUTATION INDICATOR | | |
| | | | Freq | Pct |
| | | 1 = Questionnaire data | 55995 | 96.49 |
| | | 3 = Statistically imputed data - lifetime use imputed | 2022 | 3.48 |
| | | 4 = Statistically imputed data - edited recency = 9..... | 15 | 0.03 |
| | | 6 = Statistically imputed data - edited recency = 19..... | 2 | 0.00 |

(IRMJRC, VAPMRJEVR, VAPMRJREC)

| | | | | |
|--------------------|---------|--|-------------|------------|
| <u>IRVAPMRJREC</u> | Len : 1 | MARIJUANA VAPING RECENCY - IMPUTATION REVISED | | |
| | | | Freq | Pct |
| | | 1 = Within the past 30 days..... | 1955 | 3.37 |
| | | 2 = More than 30 days ago but within the past 12 mos | 1815 | 3.13 |
| | | 3 = More than 12 months ago | 3160 | 5.45 |
| | | 9 = NEVER VAPED MARIJUANA..... | 51104 | 88.06 |

(MJREC, VAPMRJEVR, VAPMRJREC)

| | | | | |
|--------------------|---------|---|-------------|------------|
| <u>IIVAPMRJREC</u> | Len : 1 | MARIJUANA VAPING RECENCY - IMPUTATION INDICATOR | | |
| | | | Freq | Pct |
| | | 1 = Questionnaire data | 56981 | 98.19 |
| | | 3 = Statistically imputed data - lifetime use imputed | 1042 | 1.80 |
| | | 4 = Statistically imputed data - edited recency = 9..... | 8 | 0.01 |
| | | 6 = Statistically imputed data - edited recency = 19..... | 3 | 0.01 |

IMPUTED EMERGING ISSUES

(VAPFLVEVR, VAPFLVREC)

| | | | |
|--------------------|--|-------------|------------|
| <u>IRVAPFLVREC</u> | Len : 1 ONLY FLAVORING VAPING RECENCY - IMPUTATION REVISED | | |
| | | Freq | Pct |
| | 1 = Within the past 30 days..... | 868 | 1.50 |
| | 2 = More than 30 days ago but within the past 12 mos | 835 | 1.44 |
| | 3 = More than 12 months ago | 2842 | 4.90 |
| | 9 = NEVER VAPED ONLY FLAVORING | 53489 | 92.17 |

(VAPFLVEVR, VAPFLVREC)

| | | | |
|--------------------|--|-------------|------------|
| <u>IIVAPFLVREC</u> | Len : 1 ONLY FLAVORING VAPING RECENCY - IMPUTATION INDICATOR | | |
| | | Freq | Pct |
| | 1 = Questionnaire data | 55976 | 96.45 |
| | 3 = Statistically imputed data - lifetime use imputed | 2050 | 3.53 |
| | 4 = Statistically imputed data - edited recency = 9..... | 7 | 0.01 |
| | 6 = Statistically imputed data - edited recency = 19..... | 1 | 0.00 |

(SYNMRJEVR, SYNMRJREC)

| | | | |
|--------------------|--|-------------|------------|
| <u>IRSYNMRJREC</u> | Len : 1 SYNTHETIC MARIJUANA RECENCY - IMPUTATION REVISED | | |
| | | Freq | Pct |
| | 1 = Within the past 30 days..... | 57 | 0.10 |
| | 2 = More than 30 days ago but within the past 12 mos | 88 | 0.15 |
| | 3 = More than 12 months ago | 1354 | 2.33 |
| | 9 = NEVER USED SYNTHETIC MARIJUANA..... | 56535 | 97.42 |

(SYNMRJEVR, SYNMRJREC)

| | | | |
|--------------------|---|-------------|------------|
| <u>IISYNMRJREC</u> | Len : 1 SYNTHETIC MARIJUANA RECENCY - IMPUTATION INDICATOR | | |
| | | Freq | Pct |
| | 1 = Questionnaire data | 56030 | 96.55 |
| | 3 = Statistically imputed data - lifetime use imputed | 2000 | 3.45 |
| | 4 = Statistically imputed data - edited recency = 9..... | 4 | 0.01 |

(SYNSTMEVR, SYNSTMREC)

| | | | |
|--------------------|--|-------------|------------|
| <u>IRSYNSTMREC</u> | Len : 1 SYNTHETIC STIMULANTS RECENCY - IMPUTATION REVISED | | |
| | | Freq | Pct |
| | 1 = Within the past 30 days..... | 23 | 0.04 |
| | 2 = More than 30 days ago but within the past 12 mos | 15 | 0.03 |
| | 3 = More than 12 months ago | 125 | 0.22 |
| | 9 = NEVER USED SYNTHETIC STIMULANTS..... | 57871 | 99.72 |

(SYNSTMEVR, SYNSTMREC)

| | | | |
|--------------------|---|-------------|------------|
| <u>IISYNSTMREC</u> | Len : 1 SYNTHETIC STIMULANTS RECENCY - IMPUTATION INDICATOR | | |
| | | Freq | Pct |
| | 1 = Questionnaire data | 56057 | 96.59 |
| | 3 = Statistically imputed data - lifetime use imputed | 1973 | 3.40 |
| | 4 = Statistically imputed data - edited recency = 9..... | 4 | 0.01 |

RECODED EMERGING ISSUES

RECODED EMERGING ISSUES

NOTE: The variables in this section are recoded variables that were created from one or more of the variables from three of the preceding sections: Recoded Drug Use, Emerging Issues, or Imputed Emerging Issues.

(CASUPROB)

| | | | |
|------------------|---|-------------|------------|
| <u>CASUPROB2</u> | Len : 1 RC-PERCEIVED EVER HAD DRUG OR ALCOHOL USE PROBLEM | | |
| | . = Aged 12-17/Unknown (Otherwise)..... | Freq | Pct |
| | 0 = No (CASUPROB=2) | 12651 | 21.80 |
| | 1 = Yes (CASUPROB=1)..... | 40115 | 69.12 |
| | | 5268 | 9.08 |

(CASUPROB2, CASURCVR)

| | | | |
|-------------------|--|-------------|------------|
| <u>RCVYSUBPRB</u> | Len : 1 RC-PERCEIVED RECOVERY FROM DRUG OR ALCOHOL USE PROBLEM | | |
| | . = Aged 12-17/Unknown (Otherwise)..... | Freq | Pct |
| | 0 = No/No Problem (CASURCVR=2 OR CASUPROB2=0)..... | 12671 | 21.83 |
| | 1 = Yes (CASURCVR=1)..... | 31687 | 71.83 |
| | | 3676 | 6.33 |

(CAMHPROB)

| | | | |
|------------------|---|-------------|------------|
| <u>CAMHPROB2</u> | Len : 1 RC-PERCEIVED EVER HAD A MENTAL HEALTH ISSUE | | |
| | . = Aged 12-17/Unknown (Otherwise)..... | Freq | Pct |
| | 0 = No (CAMHPROB=2) | 12677 | 21.84 |
| | 1 = Yes (CAMHPROB=1)..... | 31591 | 54.44 |
| | | 13766 | 23.72 |

(CAMHPROB2, CAMHRCVR)

| | | | |
|------------------|--|-------------|------------|
| <u>RCVYMHPRB</u> | Len : 1 RC-PERCEIVED RECOVERY FROM MENTAL HEALTH ISSUE | | |
| | . = Aged 12-17/Unknown (Otherwise)..... | Freq | Pct |
| | 0 = No/No Issue (CAMHRCVR=2 OR CAMHPROB2=0)..... | 12768 | 22.00 |
| | 1 = Yes (CAMHRCVR=1) | 36509 | 62.91 |
| | | 8757 | 15.09 |

NOTE: The following three variables pertain to the receipt of medication-assisted treatment (MAT). Starting with the 2021 NSDUH, revisions to skip logic increased the number of respondents routed to MAT questions.

| | | | |
|-----------------|---|-------------|------------|
| <u>ALMATYR2</u> | Len : 1 RC-RECEIVED ALCOHOL MEDICATION-ASSISTED TRT - PAST YEAR | | |
| | 0 = No/Unknown (Otherwise)..... | Freq | Pct |
| | 1 = Yes..... | 57970 | 99.89 |
| | | 64 | 0.11 |

| | | | |
|-----------------|--|-------------|------------|
| <u>OPMATYR2</u> | Len : 1 RC-RECEIVED OPIOID MEDICATION-ASSISTED TRT - PAST YEAR | | |
| | 0 = No/Unknown (Otherwise)..... | Freq | Pct |
| | 1 = Yes..... | 57835 | 99.66 |
| | | 199 | 0.34 |

(ALMATYR2, OPMATYR2)

| | | | |
|------------------|--|-------------|------------|
| <u>ALOPMATYR</u> | Len : 1 RC-RECEIVED ALCOHOL OR OPIOID MED-ASSISTED TRT - PAST YEAR | | |
| | 0 = No/Unknown (Otherwise)..... | Freq | Pct |
| | 1 = Yes (ALMATYR2=1 or OPMATYR2=1)..... | 57778 | 99.56 |
| | | 256 | 0.44 |

(IRKRATREC)

| | | | |
|-------------------|--------------------------------------|-------------|------------|
| <u>KRATOMFLAG</u> | Len : 1 RC-KRATOM - EVER USED | | |
| | 0 = Never used (IRKRATREC = 9)..... | Freq | Pct |
| | 1 = Ever used (IRKRATREC = 1-3)..... | 57012 | 98.24 |
| | | 1022 | 1.76 |

(IRKRATREC)

| | | | |
|-----------------|---|-------------|------------|
| <u>KRATOMYR</u> | Len : 1 RC-KRATOM - PAST YEAR USE | | |
| | 0 = Did not use in the past year (IRKRATREC = 3,9)..... | Freq | Pct |
| | 1 = Used within the past year (IRKRATREC = 1,2)..... | 57657 | 99.35 |
| | | 377 | 0.65 |

RECODED EMERGING ISSUES

(IRKRATREC)
KRATOMMON

| | | | |
|---------|--|-------------|------------|
| Len : 1 | RC-KRATOM - PAST MONTH USE | | |
| | 0 = Did not use in the past month (IRKRATREC= 2-3,9) | Freq | Pct |
| | 1 = Used within the past month (IRKRATREC = 1)..... | 57852 | 99.69 |
| | | 182 | 0.31 |

(IRVAPANYREC)
VAPANYFLAG

| | | | |
|---------|--|-------------|------------|
| Len : 1 | RC-ANY VAPING - EVER USED | | |
| | 0 = Never used (IRVAPANYREC = 9) | Freq | Pct |
| | 1 = Ever used (IRVAPANYREC = 1-3)..... | 45660 | 78.68 |
| | | 12374 | 21.32 |

(IRVAPANYREC)
VAPANYR

| | | | |
|---------|--|-------------|------------|
| Len : 1 | RC-ANY VAPING - PAST YEAR USE | | |
| | 0 = Did not use in the past year (IRVAPANYREC = 3,9) | Freq | Pct |
| | 1 = Used within the past year (IRVAPANYREC = 1,2)..... | 50616 | 87.22 |
| | | 7418 | 12.78 |

(IRVAPANYREC)
VAPANYMON

| | | | |
|---------|---|-------------|------------|
| Len : 1 | RC-ANY VAPING - PAST MONTH USE | | |
| | 0 = Did not use in the past month (IRVAPANYREC= 2-3,9)..... | Freq | Pct |
| | 1 = Used within the past month (IRVAPANYREC = 1)..... | 53095 | 91.49 |
| | | 4939 | 8.51 |

(IRVAPNICREC)
VAPNICFLAG

| | | | |
|---------|---|-------------|------------|
| Len : 1 | RC-NICOTINE OR TOBACCO VAPING - EVER USED | | |
| | 0 = Never used (IRVAPNICREC = 9) | Freq | Pct |
| | 1 = Ever used (IRVAPNICREC = 1-3)..... | 48681 | 83.88 |
| | | 9353 | 16.12 |

(IRVAPNICREC)
VAPNICYR

| | | | |
|---------|--|-------------|------------|
| Len : 1 | RC-NICOTINE OR TOBACCO VAPING - PAST YEAR USE | | |
| | 0 = Did not use in the past year (IRVAPNICREC = 3,9) | Freq | Pct |
| | 1 = Used within the past year (IRVAPNICREC = 1,2)..... | 52677 | 90.77 |
| | | 5357 | 9.23 |

(IRVAPNICREC)
VAPNICMON

| | | | |
|---------|--|-------------|------------|
| Len : 1 | RC-NICOTINE OR TOBACCO VAPING - PAST MONTH USE | | |
| | 0 = Did not use in the past month (IRVAPNICREC= 2-3,9) | Freq | Pct |
| | 1 = Used within the past month (IRVAPNICREC = 1)..... | 54378 | 93.70 |
| | | 3656 | 6.30 |

(TOBFLAG, VAPNICFLAG)
TOBNVAPFLAG

| | | | |
|---------|--|-------------|------------|
| Len : 1 | RC-ANY TOBACCO PRODUCTS OR NICOTINE VAPING - EVER USED | | |
| | 0 = Never Used (All source variables = 0)..... | Freq | Pct |
| | 1 = Ever Used (Any source variable = 1)..... | 28060 | 48.35 |
| | | 29974 | 51.65 |

(TOBYR, VAPNICYR)
TOBNVAPYR

| | | | |
|---------|--|-------------|------------|
| Len : 1 | RC-ANY TOBACCO PRODUCTS OR NICOTINE VAPING - PAST YEAR USE | | |
| | 0 = Did not use in the past year (All source variables = 0)..... | Freq | Pct |
| | 1 = Used within the past year (Any source variable = 1)..... | 43236 | 74.50 |
| | | 14798 | 25.50 |

(TOBMON, VAPNICMON)
TOBNVAPMON

| | | | |
|---------|--|-------------|------------|
| Len : 1 | RC-ANY TOBACCO PRODUCTS OR NICOTINE VAPING - PAST MONTH USE | | |
| | 0 = Did not use in the past month (All source variables = 0) | Freq | Pct |
| | 1 = Used within the past month (Any source variable = 1) | 46415 | 79.98 |
| | | 11619 | 20.02 |

RECODED EMERGING ISSUES

(TOBMON, VAPNICMON)

| | | | |
|------------------|---|-------------|------------|
| <u>TOBVAPONL</u> | Len : 1 RC-VAPING / TOBACCO PRODUCTS ONLY - PAST MONTH USE | | |
| | | Freq | Pct |
| | 1 = Vaped nic but no use of tob prod (VAPNICMON=1 and TOBMON=0)..... | 2063 | 3.55 |
| | 2 = Vaped nicotine and used tob prod (VAPNICMON=1 and TOBMON=1)..... | 1593 | 2.74 |
| | 3 = Used tob prod but did not vape nic(VAPNICMON=0 and TOBMON=1)..... | 7963 | 13.72 |
| | 4 = Did not use tob prod or vape nic (VAPNICMON=0 and TOBMON=0)..... | 46415 | 79.98 |

(IRVAPFLVREC)

| | | | |
|-------------------|--|-------------|------------|
| <u>VAPFLVFLAG</u> | Len : 1 RC-ONLY FLAVORING VAPING - EVER USED | | |
| | | Freq | Pct |
| | 0 = Never used (IRVAPFLVREC = 9) | 53489 | 92.17 |
| | 1 = Ever used (IRVAPFLVREC = 1-3) | 4545 | 7.83 |

(TOBCIGONL, VAPNICMON)

| | | | |
|------------------|--|-------------|------------|
| <u>TOBCIGVAP</u> | Len : 1 RC-VAPING AND CIG/NONCIG TOBACCO COMBINATIONS-PAST MON USE | | |
| | | Freq | Pct |
| | 1 = Vaped nic & used cigs as only tob VAPNICMON=1 & TOBCIGONL=1 | 929 | 1.60 |
| | 2 = Vaped nic & used cigs & other tob VAPNICMON=1 & TOBCIGONL=2 | 323 | 0.56 |
| | 3 = Vaped nic & used toba but not cigs VAPNICMON=1 & TOBCIGONL=3 | 341 | 0.59 |
| | 4 = Did not both vape nic & use tob VAPNICMON=0 or TOBCIGONL=4..... | 56441 | 97.26 |

(IRVAPFLVREC)

| | | | |
|-----------------|--|-------------|------------|
| <u>VAPFLVYR</u> | Len : 1 RC-ONLY FLAVORING VAPING - PAST YEAR USE | | |
| | | Freq | Pct |
| | 0 = Did not use in the past year (IRVAPFLVREC = 3,9) | 56331 | 97.07 |
| | 1 = Used within the past year (IRVAPFLVREC = 1,2) | 1703 | 2.93 |

(IRVAPFLVREC)

| | | | |
|------------------|---|-------------|------------|
| <u>VAPFLVMON</u> | Len : 1 RC-ONLY FLAVORING VAPING - PAST MONTH USE | | |
| | | Freq | Pct |
| | 0 = Did not use in the past month (IRVAPFLVREC= 2-3,9)..... | 57166 | 98.50 |
| | 1 = Used within the past month (IRVAPFLVREC = 1)..... | 868 | 1.50 |

(IRVAPMRJREC)

| | | | |
|-------------------|---|-------------|------------|
| <u>VAPMRJFLAG</u> | Len : 1 RC-MARIJUANA VAPING - EVER USED | | |
| | | Freq | Pct |
| | 0 = Never used (IRVAPMRJREC = 9) | 51104 | 88.06 |
| | 1 = Ever used (IRVAPMRJREC = 1-3)..... | 6930 | 11.94 |

(IRVAPMRJREC)

| | | | |
|-----------------|---|-------------|------------|
| <u>VAPMRJYR</u> | Len : 1 RC-MARIJUANA VAPING - PAST YEAR USE | | |
| | | Freq | Pct |
| | 0 = Did not use in the past year (IRVAPMRJREC = 3,9)..... | 54264 | 93.50 |
| | 1 = Used within the past year (IRVAPMRJREC = 1,2)..... | 3770 | 6.50 |

(IRVAPMRJREC)

| | | | |
|------------------|---|-------------|------------|
| <u>VAPMRJMON</u> | Len : 1 RC-MARIJUANA VAPING - PAST MONTH USE | | |
| | | Freq | Pct |
| | 0 = Did not use in the past month (IRVAPMRJREC= 2-3,9)..... | 56079 | 96.63 |
| | 1 = Used within the past month (IRVAPMRJREC = 1)..... | 1955 | 3.37 |

(MRJMON, VAPMRJMON)

| | | | |
|------------------|---|-------------|------------|
| <u>MRJMONVAP</u> | Len : 1 RC-MRJ VAPE, MRJ USE BUT NOT VAPE, OR NO MRJ USE - PAST MON | | |
| | | Freq | Pct |
| | 1 = Vaped marijuana (VAPMRJMON=1) | 1955 | 3.37 |
| | 2 = Used mrj but did not vape mrj (MRJMON=1 and VAPMRJMON=0)..... | 6495 | 11.19 |
| | 3 = Did not use marijuana (MRJMON=0) | 49584 | 85.44 |

RECODED EMERGING ISSUES

(VAPANYMON, VAPFLVMON, VAPMRJMON, VAPNICMON)

VAPTYPEMON Len: 1 RC-VAPED NICOTINE, MARIJUANA, AND/OR FLAVORING - PAST MONTH

| | Freq | Pct |
|--|-------|-------|
| 1 = Nic, not mrj or flv (VAPNICMON=1 & VAPMRJMON=0 & VAPFLVMON=0)..... | 2137 | 3.68 |
| 2 = Mrj, not nic or flv (VAPNICMON=0 & VAPMRJMON=1 & VAPFLVMON=0)..... | 858 | 1.48 |
| 3 = Flv, not nic or mrj (VAPNICMON=0 & VAPMRJMON=0 & VAPFLVMON=1)..... | 124 | 0.21 |
| 4 = Nic & mrj, not flv (VAPNICMON=1 & VAPMRJMON=1 & VAPFLVMON=0)..... | 812 | 1.40 |
| 5 = Nic & flv, not mrj (VAPNICMON=1 & VAPMRJMON=0 & VAPFLVMON=1)..... | 459 | 0.79 |
| 6 = Mrj & flv, not nic (VAPNICMON=0 & VAPMRJMON=1 & VAPFLVMON=1)..... | 37 | 0.06 |
| 7 = Nic & mrj & flv (VAPNICMON=1 & VAPMRJMON=1 & VAPFLVMON=1)..... | 248 | 0.43 |
| 8 = Vaped but not nic, mrj, or flv (Otherwise)..... | 264 | 0.45 |
| 9 = Did not vape in past month (VAPANYMON=0)..... | 53095 | 91.49 |

(VAPTYPEMON)

VAPNUMTYPE Len: 1 RC-NUM OF TYPE SUBSTANCES VAPED (NIC/MRJ/FLV) - PAST MONTH

| | Freq | Pct |
|---|-------|-------|
| 1 = One of nicotine/marijuana/flavoring (VAPTYPEMON=1,2,3)..... | 3119 | 5.37 |
| 2 = Two of nicotine/marijuana/flavoring (VAPTYPEMON=4,5,6)..... | 1308 | 2.25 |
| 3 = All three of nicotine/marijuana/flavoring (VAPTYPEMON=7)..... | 248 | 0.43 |
| 4 = Vaped, but not nicotine/marijuana/flavoring (VAPTYPEMON=8)..... | 264 | 0.45 |
| 5 = Did not vape in past month (VAPTYPEMON=9)..... | 53095 | 91.49 |

(IRSYNMRJREC)

SYNMRJFLAG Len: 1 RC-SYNTHETIC MARIJUANA - EVER USED

| | Freq | Pct |
|--|-------|-------|
| 0 = Never used (IRSYNMRJREC = 9)..... | 56535 | 97.42 |
| 1 = Ever used (IRSYNMRJREC = 1-3)..... | 1499 | 2.58 |

(IRSYNMRJREC)

SYNMRJYR Len: 1 RC-SYNTHETIC MARIJUANA - PAST YEAR USE

| | Freq | Pct |
|---|-------|-------|
| 0 = Did not use in the past year (IRSYNMRJREC = 3,9)..... | 57889 | 99.75 |
| 1 = Used within the past year (IRSYNMRJREC = 1,2)..... | 145 | 0.25 |

(IRSYNMRJREC)

SYNMRJMON Len: 1 RC-SYNTHETIC MARIJUANA - PAST MONTH USE

| | Freq | Pct |
|--|-------|-------|
| 0 = Did not use in the past month (IRSYNMRJREC = 2-3,9)..... | 57977 | 99.90 |
| 1 = Used within the past month (IRSYNMRJREC = 1)..... | 57 | 0.10 |

(IRSYNSTMREC)

SYNSTMFLAG Len: 1 RC-SYNTHETIC STIMULANTS - EVER USED

| | Freq | Pct |
|--|-------|-------|
| 0 = Never used (IRSYNSTMREC = 9)..... | 57871 | 99.72 |
| 1 = Ever used (IRSYNSTMREC = 1-3)..... | 163 | 0.28 |

(IRSYNSTMREC)

SYNSTM YR Len: 1 RC-SYNTHETIC STIMULANTS - PAST YEAR USE

| | Freq | Pct |
|---|-------|-------|
| 0 = Did not use in the past year (IRSYNSTMREC = 3,9)..... | 57996 | 99.93 |
| 1 = Used within the past year (IRSYNSTMREC = 1,2)..... | 38 | 0.07 |

(IRSYNSTMREC)

SYNSTM MON Len: 1 RC-SYNTHETIC STIMULANTS - PAST MONTH USE

| | Freq | Pct |
|--|-------|-------|
| 0 = Did not use in the past month (IRSYNSTMREC = 2-3,9)..... | 58011 | 99.96 |
| 1 = Used within the past month (IRSYNSTMREC = 1)..... | 23 | 0.04 |

MARKET INFORMATION FOR MARIJUANA

MARKET INFORMATION FOR MARIJUANA

The values in this section may be inconsistent with values for variables in other sections of the interview. Items in this section were edited when respondents legitimately skipped out of these items based on prior answers in earlier sections. Otherwise, variables in one section of the interview generally were not edited to make them consistent with variables in another section of the interview. This note applies to variables in this section marked by a¹.

Now think about the last time you used marijuana. How did you get this marijuana?

(MJE01)

MMGETMJ¹

Len : 2 HOW DID YOU GET LAST MARIJUANA USED

| | Freq | Pct |
|---|-------|-------|
| 1 = I bought or paid for it..... | 6830 | 11.77 |
| 2 = I traded something else for it..... | 232 | 0.40 |
| 3 = I got it from someone for free or shared someone else's | 4220 | 7.27 |
| 4 = I grew it myself..... | 266 | 0.46 |
| 85 = BAD DATA Logically assigned..... | 14 | 0.02 |
| 91 = NEVER USED MARIJUANA | 32487 | 55.98 |
| 93 = DID NOT USE MARIJUANA IN THE PAST 12 MOS..... | 12956 | 22.32 |
| 94 = DON'T KNOW | 50 | 0.09 |
| 97 = REFUSED | 126 | 0.22 |
| 98 = BLANK (NO ANSWER) | 853 | 1.47 |

How long has it been since you last bought any marijuana?

(MJE02)

MMBTREC¹

Len : 2 TIME SINCE YOU LAST BOUGHT MARIJUANA

| | Freq | Pct |
|---|-------|-------|
| 1 = Within past 30 days -- that is, since [DATEFILL] | 3893 | 6.71 |
| 2 = More than 30 days ago, but within the past 12 mos | 2278 | 3.93 |
| 3 = More than 12 months ago | 626 | 1.08 |
| 85 = BAD DATA Logically assigned..... | 4 | 0.01 |
| 91 = NEVER USED MARIJUANA | 32487 | 55.98 |
| 93 = DID NOT USE MARIJUANA IN THE PAST 12 MOS..... | 12956 | 22.32 |
| 94 = DON'T KNOW | 11 | 0.02 |
| 97 = REFUSED | 96 | 0.17 |
| 98 = BLANK (NO ANSWER) | 955 | 1.65 |
| 99 = LEGITIMATE SKIP..... | 4728 | 8.15 |

During the past 12 months, that is, since [DATEFILL], did you buy any marijuana?

(MJE03)

MMBTPYR¹

Len : 2 BOUGHT MARIJUANA PAST 12 MONTHS

| | Freq | Pct |
|--|-------|-------|
| 1 = Yes..... | 933 | 1.61 |
| 2 = No | 3860 | 6.65 |
| 85 = BAD DATA Logically assigned..... | 10 | 0.02 |
| 91 = NEVER USED MARIJUANA | 32487 | 55.98 |
| 93 = DID NOT USE MARIJUANA IN THE PAST 12 MOS..... | 12956 | 22.32 |
| 94 = DON'T KNOW | 21 | 0.04 |
| 97 = REFUSED | 80 | 0.14 |
| 98 = BLANK (NO ANSWER) | 857 | 1.48 |
| 99 = LEGITIMATE SKIP..... | 6830 | 11.77 |

How long has it been since you last bought any marijuana?

(MJE04)

MMBTREC²

Len : 2 TIME SINCE YOU LAST BOUGHT MARIJUANA

| | Freq | Pct |
|---|-------|-------|
| 1 = Within past 30 days -- that is, since [DATEFILL] | 312 | 0.54 |
| 2 = More than 30 days ago, but within the past 12 mos | 616 | 1.06 |
| 91 = NEVER USED MARIJUANA | 32487 | 55.98 |
| 93 = DID NOT USE MARIJUANA IN THE PAST 12 MOS..... | 12956 | 22.32 |
| 94 = DON'T KNOW | 1 | 0.00 |
| 97 = REFUSED | 79 | 0.14 |
| 98 = BLANK (NO ANSWER) | 893 | 1.54 |
| 99 = LEGITIMATE SKIP..... | 10690 | 18.42 |

MARKET INFORMATION FOR MARIJUANA

During the past 30 days, that is, since [DATEFILL], on how many days did you buy marijuana?

(MJE05)

MMBT30DY¹

Len : 2 # DAYS BOUGHT MARIJUANA PAST 30 DAYS

| | Freq | Pct |
|--|-------|-------|
| RANGE = 1 - 30 | 4159 | 7.17 |
| 85 = BAD DATA Logically assigned | 3 | 0.01 |
| 91 = NEVER USED MARIJUANA | 32487 | 55.98 |
| 93 = DID NOT USE MARIJUANA IN THE PAST 12 MOS..... | 12956 | 22.32 |
| 94 = DON'T KNOW | 32 | 0.06 |
| 97 = REFUSED | 109 | 0.19 |
| 98 = BLANK (NO ANSWER) | 908 | 1.56 |
| 99 = LEGITIMATE SKIP..... | 7380 | 12.72 |

The last time you bought any marijuana, did you buy it from a store or dispensary?

(MJE05B)

MMBTDISP

Len : 2 BUY LAST MARIJUANA FROM STORE OR DISPENSARY

| | Freq | Pct |
|--|-------|-------|
| 1 = Yes..... | 4152 | 7.15 |
| 2 = No | 3567 | 6.15 |
| 3 = Yes LOGICALLY ASSIGNED..... | 2 | 0.00 |
| 85 = BAD DATA Logically assigned | 5 | 0.01 |
| 91 = NEVER USED MARIJUANA | 32487 | 55.98 |
| 93 = DID NOT USE MARIJUANA IN THE PAST 12 MOS..... | 12956 | 22.32 |
| 94 = DON'T KNOW | 9 | 0.02 |
| 97 = REFUSED | 105 | 0.18 |
| 98 = BLANK (NO ANSWER) | 959 | 1.65 |
| 99 = LEGITIMATE SKIP..... | 3792 | 6.53 |

NOTE: Starting with the 2020 NSDUH, the following variables MMBJOINT, MMBLOOSE, and MMBOTHER replace variable MMJNTLOO that was created for the 2002 through 2014 and 2018 through 2019 NSDUHs. Beginning with the 2020 survey, the format of MJE06 was revised so respondents could select all answer choices that apply to them including a new response option, resulting in a new edited variable created for each response option. Therefore, these variables are not considered comparable to the variable created in 2019 and earlier years.

Think about the last time you bought marijuana. Did you buy marijuana that had already been rolled into joints, marijuana that was in loose form, or marijuana that was in some other form?

(MJE061)

MMBJOINT

Len : 2 LAST MARIJUANA BOUGHT IN JOINTS

| | Freq | Pct |
|--|-------|-------|
| 1 = Yes..... | 1229 | 2.12 |
| 2 = No (not entered)..... | 6467 | 11.14 |
| 85 = BAD DATA Logically assigned | 3 | 0.01 |
| 91 = NEVER USED MARIJUANA | 32487 | 55.98 |
| 93 = DID NOT USE MARIJUANA IN THE PAST 12 MOS..... | 12956 | 22.32 |
| 94 = DON'T KNOW | 8 | 0.01 |
| 97 = REFUSED | 119 | 0.21 |
| 98 = BLANK (NO ANSWER) | 973 | 1.68 |
| 99 = LEGITIMATE SKIP..... | 3792 | 6.53 |

(MJE062)

MMBLOOSE

Len : 2 LAST MARIJUANA BOUGHT IN LOOSE FORM

| | Freq | Pct |
|--|-------|-------|
| 1 = Yes..... | 5041 | 8.69 |
| 2 = No (not entered)..... | 2655 | 4.57 |
| 85 = BAD DATA Logically assigned | 2 | 0.00 |
| 91 = NEVER USED MARIJUANA | 32487 | 55.98 |
| 93 = DID NOT USE MARIJUANA IN THE PAST 12 MOS..... | 12956 | 22.32 |
| 94 = DON'T KNOW | 8 | 0.01 |
| 97 = REFUSED | 119 | 0.21 |
| 98 = BLANK (NO ANSWER) | 974 | 1.68 |
| 99 = LEGITIMATE SKIP..... | 3792 | 6.53 |

MARKET INFORMATION FOR MARIJUANA

(MJE063)
MMBOTHER

Len : 2 LAST MARIJUANA BOUGHT IN OTHER FORM

| | Freq | Pct |
|--|-------|-------|
| 1 = Yes..... | 2774 | 4.78 |
| 2 = No (not entered)..... | 4922 | 8.48 |
| 91 = NEVER USED MARIJUANA | 32487 | 55.98 |
| 93 = DID NOT USE MARIJUANA IN THE PAST 12 MOS..... | 12956 | 22.32 |
| 94 = DON'T KNOW..... | 8 | 0.01 |
| 97 = REFUSED | 119 | 0.21 |
| 98 = BLANK (NO ANSWER) | 976 | 1.68 |
| 99 = LEGITIMATE SKIP..... | 3792 | 6.53 |

NOTE: Starting with the 2020 NSDUH, the following variables MMJNTNUM1, MMJNPCTB1, MMJNPCAT1, MMLSUNIT1, MMLSGMS1, MMLS10GM1, MMLSOZS1, MMLSLBS1, MMLSPCTB1, and MMLSPCAT1 replace variables MMJNTNUM, MMJNPCTB, MMJNPCAT, MMLSUNIT, MMLSGMS, MMLS10GM, MMLSOZS, MMLSLBS, MMLSPCTB, and MMLSPCAT that were created for the 2002 through 2014 and 2018 through 2019 NSDUHs. Due to the impact from changes to previous questions, these variables are not considered comparable to the variables created in 2019 and earlier years.

How many joints did you buy the last time you bought marijuana?

(MJE07)
MMJNTNUM1¹

Len : 3 # MARIJUANA JOINTS BOUGHT LAST TIME

| | Freq | Pct |
|---|-------|-------|
| RANGE = 1 - 211 | 1221 | 2.10 |
| 985 = BAD DATA Logically assigned | 3 | 0.01 |
| 991 = NEVER USED MARIJUANA | 32487 | 55.98 |
| 993 = DID NOT USE MARIJUANA IN THE PAST 12 MOS..... | 12956 | 22.32 |
| 994 = DON'T KNOW | 7 | 0.01 |
| 997 = REFUSED | 120 | 0.21 |
| 998 = BLANK (NO ANSWER)..... | 981 | 1.69 |
| 999 = LEGITIMATE SKIP..... | 10259 | 17.68 |

How much did you pay for the joints/joint you bought this last time?

(MJE08)
MMJNPCTB1¹

Len : 2 AMOUNT PAID FOR LAST MARIJUANA JOINTS BOUGHT

| | Freq | Pct |
|--|-------|-------|
| 1 = Less than \$5.00 | 126 | 0.22 |
| 2 = \$5.00 to \$10.99 | 347 | 0.60 |
| 3 = \$11.00 to \$20.99 | 329 | 0.57 |
| 4 = \$21.00 to \$50.99 | 278 | 0.48 |
| 5 = \$51.00 to \$100.99 | 87 | 0.15 |
| 6 = \$101.00 to \$150.99 | 20 | 0.03 |
| 7 = \$151.00 to \$200.99 | 6 | 0.01 |
| 8 = \$201.00 to \$250.99 | 6 | 0.01 |
| 9 = \$251.00 to \$300.99 | 1 | 0.00 |
| 10 = \$301.00 to \$500.99 | 2 | 0.00 |
| 11 = \$501.00 to \$1000.99 | 1 | 0.00 |
| 12 = More than \$1000.99 | 6 | 0.01 |
| 85 = BAD DATA Logically assigned | 3 | 0.01 |
| 91 = NEVER USED MARIJUANA | 32487 | 55.98 |
| 93 = DID NOT USE MARIJUANA IN THE PAST 12 MOS..... | 12956 | 22.32 |
| 94 = DON'T KNOW | 15 | 0.03 |
| 97 = REFUSED | 124 | 0.21 |
| 98 = BLANK (NO ANSWER) | 981 | 1.69 |
| 99 = LEGITIMATE SKIP..... | 10259 | 17.68 |

MARKET INFORMATION FOR MARIJUANA

More specifically, which of these categories includes the price you paid for the joint/joints you bought this last time?

(MJE08, MJE09, MJE10, MJE11, MJE12, MJE13)

MMJNPCAT1¹ Len : 3 PRICE CATEGORY OF LAST MARIJUANA JOINTS BOUGHT

| | Freq | Pct |
|---|-------|-------|
| 1 = Less than \$5.00..... | 126 | 0.22 |
| 2 = \$5.00 to \$10.99..... | 347 | 0.60 |
| 3 = \$11.00 to \$20.99..... | 329 | 0.57 |
| 40 = \$21.00 to \$50.99 (No further detail)..... | 3 | 0.01 |
| 41 = \$21.00 to \$30.99..... | 149 | 0.26 |
| 42 = \$31.00 to \$40.99..... | 81 | 0.14 |
| 43 = \$41.00 to \$50.99..... | 45 | 0.08 |
| 51 = \$51.00 to \$60.99..... | 50 | 0.09 |
| 52 = \$61.00 to \$70.99..... | 14 | 0.02 |
| 53 = \$71.00 to \$80.99..... | 13 | 0.02 |
| 54 = \$81.00 to \$90.99..... | 6 | 0.01 |
| 55 = \$91.00 to \$100.99..... | 4 | 0.01 |
| 60 = \$101.00 to \$150.99 (No further detail)..... | 1 | 0.00 |
| 61 = \$101.00 to \$110.99..... | 10 | 0.02 |
| 62 = \$111.00 to \$120.99..... | 3 | 0.01 |
| 63 = \$121.00 to \$130.99..... | 3 | 0.01 |
| 64 = \$131.00 to \$140.99..... | 1 | 0.00 |
| 65 = \$141.00 to \$150.99..... | 2 | 0.00 |
| 70 = \$151.00 to \$200.99..... | 6 | 0.01 |
| 80 = \$201.00 to \$250.99..... | 6 | 0.01 |
| 90 = \$251.00 to \$300.99..... | 1 | 0.00 |
| 101 = \$301.00 to \$350.99..... | 2 | 0.00 |
| 120 = \$951.00 to \$1000.99..... | 1 | 0.00 |
| 121 = More than \$1000.99..... | 6 | 0.01 |
| 985 = BAD DATA Logically assigned..... | 3 | 0.01 |
| 991 = NEVER USED MARIJUANA..... | 32487 | 55.98 |
| 993 = DID NOT USE MARIJUANA IN THE PAST 12 MOS..... | 12956 | 22.32 |
| 994 = DON'T KNOW..... | 15 | 0.03 |
| 997 = REFUSED..... | 124 | 0.21 |
| 998 = BLANK (NO ANSWER)..... | 981 | 1.69 |
| 999 = LEGITIMATE SKIP..... | 10259 | 17.68 |

Now we want to know how much marijuana in loose form you bought the last time you bought marijuana.

Do you want to give your answer in grams, ounces, or pounds?

(MJE14)

MMLSUNIT1¹ Len : 2 AMT OF MARIJUANA BOUGHT LAST TIME: GRMS,OZ,LBS

| | Freq | Pct |
|--|-------|-------|
| 1 = Grams..... | 3553 | 6.12 |
| 2 = Ounces..... | 1388 | 2.39 |
| 3 = Pounds..... | 39 | 0.07 |
| 85 = BAD DATA Logically assigned..... | 2 | 0.00 |
| 91 = NEVER USED MARIJUANA..... | 32487 | 55.98 |
| 93 = DID NOT USE MARIJUANA IN THE PAST 12 MOS..... | 12956 | 22.32 |
| 94 = DON'T KNOW..... | 33 | 0.06 |
| 97 = REFUSED..... | 147 | 0.25 |
| 98 = BLANK (NO ANSWER)..... | 982 | 1.69 |
| 99 = LEGITIMATE SKIP..... | 6447 | 11.11 |

The last time you bought marijuana, how many grams did you buy?

(MJE15)

MMLSGMS1¹ Len : 2 AMT OF MARIJUANA BOUGHT LAST TIME - GRAMS

| | Freq | Pct |
|--|-------|-------|
| 1 = At least 1 but less than 5 grams..... | 2113 | 3.64 |
| 2 = At least 5 but less than 10 grams..... | 1016 | 1.75 |
| 3 = 10 grams or more..... | 407 | 0.70 |
| 91 = NEVER USED MARIJUANA..... | 32487 | 55.98 |
| 93 = DID NOT USE MARIJUANA IN THE PAST 12 MOS..... | 12956 | 22.32 |
| 94 = DON'T KNOW..... | 11 | 0.02 |
| 97 = REFUSED..... | 153 | 0.26 |
| 98 = BLANK (NO ANSWER)..... | 1017 | 1.75 |
| 99 = LEGITIMATE SKIP..... | 7874 | 13.57 |

MARKET INFORMATION FOR MARIJUANA

How many grams of marijuana did you buy?

(MJE16)

MMLS10GM1¹

Len : 3 AMT OF MARIJUANA BOUGHT LAST TIME - OVER 10 GRAMS

| | Freq | Pct |
|---|-------|-------|
| RANGE = 10 - 50 | 400 | 0.69 |
| 991 = NEVER USED MARIJUANA | 32487 | 55.98 |
| 993 = DID NOT USE MARIJUANA IN THE PAST 12 MOS..... | 12956 | 22.32 |
| 994 = DON'T KNOW | 5 | 0.01 |
| 997 = REFUSED | 155 | 0.27 |
| 998 = BLANK (NO ANSWER)..... | 1028 | 1.77 |
| 999 = LEGITIMATE SKIP..... | 11003 | 18.96 |

The last time you bought marijuana, how many ounces did you buy?

(MJE17)

MMLS0ZS1¹

Len : 2 AMT OF MARIJUANA BOUGHT LAST TIME - OUNCES

| | Freq | Pct |
|--|-------|-------|
| 1 = At least 1/8, but less than 1/4 of an ounce..... | 263 | 0.45 |
| 2 = At least 1/4 but less than 1/3 of an ounce..... | 168 | 0.29 |
| 3 = At least 1/3 but less than 1/2 of an ounce..... | 59 | 0.10 |
| 4 = At least 1/2 but less than 1 ounce..... | 326 | 0.56 |
| 5 = At least 1 but less than 5 ounces | 517 | 0.89 |
| 6 = At least 5 but less than 10 ounces | 18 | 0.03 |
| 7 = At least 10 but less than 16 ounces | 25 | 0.04 |
| 85 = BAD DATA Logically assigned..... | 2 | 0.00 |
| 91 = NEVER USED MARIJUANA | 32487 | 55.98 |
| 93 = DID NOT USE MARIJUANA IN THE PAST 12 MOS..... | 12956 | 22.32 |
| 94 = DON'T KNOW | 7 | 0.01 |
| 97 = REFUSED | 152 | 0.26 |
| 98 = BLANK (NO ANSWER) | 1015 | 1.75 |
| 99 = LEGITIMATE SKIP..... | 10039 | 17.30 |

The last time you bought marijuana, how many pounds did you buy?

(MJE18)

MMLSLBS1¹

Len : 2 AMT OF MARIJUANA BOUGHT LAST TIME - POUNDS

| | Freq | Pct |
|--|-------|-------|
| 1 = At least 1 but less than 2 pounds..... | 22 | 0.04 |
| 2 = At least 2 but less than 3 pounds..... | 2 | 0.00 |
| 3 = At least 3 but less than 4 pounds..... | 3 | 0.01 |
| 4 = At least 4 but less than 5 pounds..... | 1 | 0.00 |
| 5 = 5 or more pounds | 10 | 0.02 |
| 91 = NEVER USED MARIJUANA | 32487 | 55.98 |
| 93 = DID NOT USE MARIJUANA IN THE PAST 12 MOS..... | 12956 | 22.32 |
| 97 = REFUSED | 148 | 0.26 |
| 98 = BLANK (NO ANSWER) | 1017 | 1.75 |
| 99 = LEGITIMATE SKIP..... | 11388 | 19.62 |

MARKET INFORMATION FOR MARIJUANA

How much did you pay for the marijuana you bought this last time?

(MJE20)

[MMLSPCTB1](#)¹

Len : 2 AMOUNT PAID FOR MARIJUANA BOUGHT LAST TIME

| | Freq | Pct |
|--|-------------|------------|
| 1 = Less than \$5.00 | 103 | 0.18 |
| 2 = \$5.00 to \$10.99 | 360 | 0.62 |
| 3 = \$11.00 to \$20.99 | 643 | 1.11 |
| 4 = \$21.00 to \$50.99 | 1644 | 2.83 |
| 5 = \$51.00 to \$100.99 | 1105 | 1.90 |
| 6 = \$101.00 to \$150.99 | 454 | 0.78 |
| 7 = \$151.00 to \$200.99 | 264 | 0.45 |
| 8 = \$201.00 to \$250.99 | 167 | 0.29 |
| 9 = \$251.00 to \$300.99 | 76 | 0.13 |
| 10 = \$301.00 to \$500.99 | 66 | 0.11 |
| 11 = \$501.00 to \$1000.99 | 32 | 0.06 |
| 12 = More than \$1000.99 | 30 | 0.05 |
| 85 = BAD DATA Logically assigned | 2 | 0.00 |
| 91 = NEVER USED MARIJUANA | 32487 | 55.98 |
| 93 = DID NOT USE MARIJUANA IN THE PAST 12 MOS..... | 12956 | 22.32 |
| 94 = DON'T KNOW | 49 | 0.08 |
| 97 = REFUSED | 166 | 0.29 |
| 98 = BLANK (NO ANSWER) | 983 | 1.69 |
| 99 = LEGITIMATE SKIP..... | 6447 | 11.11 |

MARKET INFORMATION FOR MARIJUANA

More specifically, which of these categories includes the price you paid for the marijuana you bought this last time?

(MJE20, MJE21, MJE22, MJE23, MJE24, MJE25)

MMLSPCAT1¹ Len : 3 PRICE CATEGORY OF LAST LOOSE MARIJUANA BOUGHT

| | Freq | Pct |
|--|-------|-------|
| 1 = Less than \$5.00..... | 103 | 0.18 |
| 2 = \$5.00 to \$10.99..... | 360 | 0.62 |
| 3 = \$11.00 to \$20.99..... | 643 | 1.11 |
| 40 = \$21.00 to \$50.99 (No further detail)..... | 5 | 0.01 |
| 41 = \$21.00 to \$30.99..... | 544 | 0.94 |
| 42 = \$31.00 to \$40.99..... | 640 | 1.10 |
| 43 = \$41.00 to \$50.99..... | 455 | 0.78 |
| 50 = \$51.00 to \$100.99 (No further detail)..... | 6 | 0.01 |
| 51 = \$51.00 to \$60.99..... | 402 | 0.69 |
| 52 = \$61.00 to \$70.99..... | 198 | 0.34 |
| 53 = \$71.00 to \$80.99..... | 183 | 0.32 |
| 54 = \$81.00 to \$90.99..... | 91 | 0.16 |
| 55 = \$91.00 to \$100.99..... | 225 | 0.39 |
| 60 = \$101.00 to \$150.99 (No further detail)..... | 3 | 0.01 |
| 61 = \$101.00 to \$110.99..... | 138 | 0.24 |
| 62 = \$111.00 to \$120.99..... | 101 | 0.17 |
| 63 = \$121.00 to \$130.99..... | 87 | 0.15 |
| 64 = \$131.00 to \$140.99..... | 52 | 0.09 |
| 65 = \$141.00 to \$150.99..... | 73 | 0.13 |
| 70 = \$151.00 to \$200.99..... | 264 | 0.45 |
| 80 = \$201.00 to \$250.99..... | 167 | 0.29 |
| 90 = \$251.00 to \$300.99..... | 76 | 0.13 |
| 101 = \$301.00 to \$350.99..... | 27 | 0.05 |
| 102 = \$351.00 to \$400.99..... | 18 | 0.03 |
| 103 = \$401.00 to \$450.99..... | 11 | 0.02 |
| 104 = \$451.00 to \$500.99..... | 10 | 0.02 |
| 110 = \$501.00 to \$1000.99 (No further detail)..... | 1 | 0.00 |
| 111 = \$501.00 to \$550.99..... | 9 | 0.02 |
| 112 = \$551.00 to \$600.99..... | 4 | 0.01 |
| 114 = \$651.00 to \$700.99..... | 5 | 0.01 |
| 115 = \$701.00 to \$750.99..... | 2 | 0.00 |
| 116 = \$751.00 to \$800.99..... | 2 | 0.00 |
| 117 = \$801.00 to \$850.99..... | 5 | 0.01 |
| 118 = \$851.00 to \$900.99..... | 2 | 0.00 |
| 120 = \$951.00 to \$1000.99..... | 2 | 0.00 |
| 121 = More than \$1000.99..... | 30 | 0.05 |
| 985 = BAD DATA Logically assigned..... | 2 | 0.00 |
| 991 = NEVER USED MARIJUANA..... | 32487 | 55.98 |
| 993 = DID NOT USE MARIJUANA IN THE PAST 12 MOS..... | 12956 | 22.32 |
| 994 = DON'T KNOW..... | 49 | 0.08 |
| 997 = REFUSED..... | 166 | 0.29 |
| 998 = BLANK (NO ANSWER)..... | 983 | 1.69 |
| 999 = LEGITIMATE SKIP..... | 6447 | 11.11 |

MARKET INFORMATION FOR MARIJUANA

NOTE: Starting with the 2020 NSDUH, the following variables MMBUYWHO1, MMBPLACE1, MMBPLOSP2, and MMBATJOB1 replace variables MMBUYWHO, MMBPLACE, MMBPLOSP, and MMBATJOB that were created for the 2002 through 2014 and 2018 through 2019 NSDUHs. Beginning with the 2020 survey, a criterion was added to the skip logic governing the administration of questions MJE26, MJE27, and MJE28 causing respondents who reported buying their last marijuana from a store or dispensary (MJE05b=1) to be skipped out of these questions, resulting in a smaller percentage of respondents being asked these questions. In addition, respondents are routed to MJE27SP based on the response to MJE27. Therefore, these variables are not considered comparable to variables created in 2019 and earlier years.

The last time you bought marijuana, who did you buy it from?

(MJE26)

| <u>MMBUYWHO1</u> ¹ Len : 2 WHO SOLD YOU LAST MARIJUANA BOUGHT | | Freq | Pct |
|--|--|-------|-------|
| 1 = A friend..... | | 2547 | 4.39 |
| 2 = A relative or family member..... | | 276 | 0.48 |
| 3 = Someone I had just met or didn't know well..... | | 644 | 1.11 |
| 85 = BAD DATA Logically assigned..... | | 2 | 0.00 |
| 89 = LEGITIMATE SKIP Logically assigned..... | | 2 | 0.00 |
| 91 = NEVER USED MARIJUANA..... | | 32487 | 55.98 |
| 93 = DID NOT USE MARIJUANA IN THE PAST 12 MOS..... | | 12956 | 22.32 |
| 94 = DON'T KNOW..... | | 17 | 0.03 |
| 97 = REFUSED..... | | 184 | 0.32 |
| 98 = BLANK (NO ANSWER)..... | | 975 | 1.68 |
| 99 = LEGITIMATE SKIP..... | | 7944 | 13.69 |

The last time you bought marijuana, where were you when you bought it?

(MJE27)

| <u>MMBPLACE1</u> ¹ Len : 2 WHERE YOU WERE LAST TIME BOUGHT MARIJUANA | | Freq | Pct |
|---|--|-------|-------|
| 1 = Inside a public bldg, such as a store, restaurant..... | | 123 | 0.21 |
| 2 = Inside a school building..... | | 21 | 0.04 |
| 3 = Outside on school property..... | | 32 | 0.06 |
| 4 = Inside a home, apartment, or dorm..... | | 1823 | 3.14 |
| 5 = Outside in a public area, such as a parking lot..... | | 794 | 1.37 |
| 6 = Some other place..... | | 362 | 0.62 |
| 11 = Inside a public building LOGICALLY ASSIGNED..... | | 34 | 0.06 |
| 14 = Inside a home, apartment, or dorm LOG ASSN..... | | 150 | 0.26 |
| 15 = Outside in a public area LOGICALLY ASSIGNED..... | | 118 | 0.20 |
| 85 = BAD DATA Logically assigned..... | | 2 | 0.00 |
| 91 = NEVER USED MARIJUANA..... | | 32487 | 55.98 |
| 93 = DID NOT USE MARIJUANA IN THE PAST 12 MOS..... | | 12956 | 22.32 |
| 94 = DON'T KNOW..... | | 25 | 0.04 |
| 97 = REFUSED..... | | 188 | 0.32 |
| 98 = BLANK (NO ANSWER)..... | | 975 | 1.68 |
| 99 = LEGITIMATE SKIP..... | | 7944 | 13.69 |

MARKET INFORMATION FOR MARIJUANA

(MJE27SC)
MMBPLOSP2¹

Len : 2 OTHER PLACE BOUGHT MJ THE LAST TIME

| | Freq | Pct |
|---|-------|-------|
| 1 = Inside a public bldg (eg store/restaurant/arena)..... | 34 | 0.06 |
| 4 = Inside a home, apartment, or dorm..... | 150 | 0.26 |
| 5 = Outside in public area (eg parkng lot/street/park)..... | 118 | 0.20 |
| 6 = Some other place..... | 10 | 0.02 |
| 7 = At respondent's workplace..... | 11 | 0.02 |
| 8 = At a party, location not specified..... | 5 | 0.01 |
| 9 = From friend(s)/family; no other information..... | 9 | 0.02 |
| 12 = In a car/motor vehicle; owner or location unspcfd..... | 24 | 0.04 |
| 14 = Outside on private property (home, yard, apt)..... | 28 | 0.05 |
| 15 = Medical marijuana dispensary/club..... | 2 | 0.00 |
| 24 = Individual/person; otherwise unspecified..... | 5 | 0.01 |
| 25 = In a hotel/motel room (or public area unspcfd)..... | 4 | 0.01 |
| 28 = In public; outside or inside unspecified..... | 4 | 0.01 |
| 29 = Mailed/shipped to me..... | 9 | 0.02 |
| 70 = Specific city/state/country or vacation..... | 51 | 0.09 |
| 85 = BAD DATA Logically assigned..... | 67 | 0.12 |
| 91 = NEVER USED MARIJUANA..... | 32487 | 55.98 |
| 93 = DID NOT USE MARIJUANA IN THE PAST 12 MOS..... | 12956 | 22.32 |
| 94 = DON'T KNOW..... | 56 | 0.10 |
| 97 = REFUSED..... | 265 | 0.46 |
| 98 = BLANK (NO ANSWER)..... | 5154 | 8.88 |
| 99 = LEGITIMATE SKIP..... | 6585 | 11.35 |

The last time you bought marijuana were you at work at your job or business?

(MJE28)
MMBATJOB1¹

Len : 2 AT JOB OR BUSINESS LAST TIME BOUGHT MARIJUANA

| | Freq | Pct |
|--|-------|-------|
| 1 = Yes..... | 90 | 0.16 |
| 2 = No..... | 2960 | 5.10 |
| 3 = Do not work at a job or business..... | 426 | 0.73 |
| 85 = BAD DATA Logically assigned..... | 2 | 0.00 |
| 89 = LEGITIMATE SKIP Logically assigned..... | 2 | 0.00 |
| 91 = NEVER USED MARIJUANA..... | 32487 | 55.98 |
| 93 = DID NOT USE MARIJUANA IN THE PAST 12 MOS..... | 12956 | 22.32 |
| 94 = DON'T KNOW..... | 15 | 0.03 |
| 97 = REFUSED..... | 124 | 0.21 |
| 98 = BLANK (NO ANSWER)..... | 938 | 1.62 |
| 99 = LEGITIMATE SKIP..... | 8034 | 13.84 |

The last time you bought marijuana, where did you buy it?

(MJE29)
MMBCLOSE¹

Len : 2 HOW NEAR YOU WHEN BOUGHT MARIJUANA LAST TIME

| | Freq | Pct |
|--|-------|-------|
| 1 = Near where you are now living..... | 4399 | 7.58 |
| 2 = Somewhere else..... | 3225 | 5.56 |
| 85 = BAD DATA Logically assigned..... | 5 | 0.01 |
| 91 = NEVER USED MARIJUANA..... | 32487 | 55.98 |
| 93 = DID NOT USE MARIJUANA IN THE PAST 12 MOS..... | 12956 | 22.32 |
| 94 = DON'T KNOW..... | 24 | 0.04 |
| 97 = REFUSED..... | 170 | 0.29 |
| 98 = BLANK (NO ANSWER)..... | 976 | 1.68 |
| 99 = LEGITIMATE SKIP..... | 3792 | 6.53 |

MARKET INFORMATION FOR MARIJUANA

Did you sell any of the marijuana you bought this last time?

(MJE30)

MMBSELL¹

Len : 2 SELL ANY MARIJUANA BOUGHT LAST TIME

| | Freq | Pct |
|--|-------|-------|
| 1 = Yes..... | 200 | 0.34 |
| 2 = No..... | 7492 | 12.91 |
| 85 = BAD DATA Logically assigned..... | 5 | 0.01 |
| 91 = NEVER USED MARIJUANA | 32487 | 55.98 |
| 93 = DID NOT USE MARIJUANA IN THE PAST 12 MOS..... | 12956 | 22.32 |
| 94 = DON'T KNOW | 8 | 0.01 |
| 97 = REFUSED | 118 | 0.20 |
| 98 = BLANK (NO ANSWER) | 976 | 1.68 |
| 99 = LEGITIMATE SKIP..... | 3792 | 6.53 |

Did you give away or share any of the marijuana you bought this last time?

(MJE31)

MMBGIVE¹

Len : 2 GIVE AWAY/SHARE MARIJUANA BOUGHT LAST TIME

| | Freq | Pct |
|--|-------|-------|
| 1 = Yes..... | 2724 | 4.69 |
| 2 = No..... | 4965 | 8.56 |
| 85 = BAD DATA Logically assigned..... | 4 | 0.01 |
| 91 = NEVER USED MARIJUANA | 32487 | 55.98 |
| 93 = DID NOT USE MARIJUANA IN THE PAST 12 MOS..... | 12956 | 22.32 |
| 94 = DON'T KNOW | 9 | 0.02 |
| 97 = REFUSED | 121 | 0.21 |
| 98 = BLANK (NO ANSWER) | 976 | 1.68 |
| 99 = LEGITIMATE SKIP..... | 3792 | 6.53 |

During the past 12 months, that is, since [DATEFILL], did you trade something for marijuana?

(MJE32)

MMTRADE¹

Len : 2 TRADED SOMETHING FOR MARIJUANA PAST 12 MOS

| | Freq | Pct |
|--|-------|-------|
| 1 = Yes..... | 52 | 0.09 |
| 2 = No..... | 3631 | 6.26 |
| 91 = NEVER USED MARIJUANA | 32487 | 55.98 |
| 93 = DID NOT USE MARIJUANA IN THE PAST 12 MOS..... | 12956 | 22.32 |
| 97 = REFUSED | 76 | 0.13 |
| 98 = BLANK (NO ANSWER) | 893 | 1.54 |
| 99 = LEGITIMATE SKIP..... | 7939 | 13.68 |

During the past 30 days, that is, since [DATEFILL], did you trade something for marijuana?

(MJE33)

MMTRD30D¹

Len : 2 TRADED SOMETHING FOR MARIJUANA PAST 30 DAYS

| | Freq | Pct |
|--|-------|-------|
| 1 = Yes..... | 17 | 0.03 |
| 2 = No..... | 35 | 0.06 |
| 91 = NEVER USED MARIJUANA | 32487 | 55.98 |
| 93 = DID NOT USE MARIJUANA IN THE PAST 12 MOS..... | 12956 | 22.32 |
| 97 = REFUSED | 75 | 0.13 |
| 98 = BLANK (NO ANSWER) | 894 | 1.54 |
| 99 = LEGITIMATE SKIP..... | 11570 | 19.94 |

MARKET INFORMATION FOR MARIJUANA

How long has it been since you last traded something for marijuana?

(MJE34)

MMTRDREC¹

Len : 2 TIME SINCE LAST TRADED SOMETHING FOR MARIJUANA

| | Freq | Pct |
|---|-------|-------|
| 1 = Within past 30 days -- that is, since [DATEFILL] | 18 | 0.03 |
| 2 = More than 30 days ago, but within the past 12 mos | 111 | 0.19 |
| 3 = More than 12 months ago | 40 | 0.07 |
| 85 = BAD DATA Logically assigned | 10 | 0.02 |
| 91 = NEVER USED MARIJUANA | 32487 | 55.98 |
| 93 = DID NOT USE MARIJUANA IN THE PAST 12 MOS..... | 12956 | 22.32 |
| 94 = DON'T KNOW | 3 | 0.01 |
| 97 = REFUSED | 79 | 0.14 |
| 98 = BLANK (NO ANSWER) | 951 | 1.64 |
| 99 = LEGITIMATE SKIP | 11379 | 19.61 |

During the past 30 days, that is, since [DATEFILL], on how many days did you trade something for marijuana?

(MJE35)

MMT30FRQ¹

Len : 2 # DAYS TRADED FOR MARIJUANA PAST 30 DAYS

| | Freq | Pct |
|--|-------|-------|
| RANGE = 1 - 30 | 35 | 0.06 |
| 91 = NEVER USED MARIJUANA | 32487 | 55.98 |
| 93 = DID NOT USE MARIJUANA IN THE PAST 12 MOS..... | 12956 | 22.32 |
| 97 = REFUSED | 75 | 0.13 |
| 98 = BLANK (NO ANSWER) | 968 | 1.67 |
| 99 = LEGITIMATE SKIP | 11513 | 19.84 |

NOTE: Starting with the 2020 NSDUH, the following variables MMTJOINT, MMTLOOSE, and MMTOTHER replace variable MMTJNTLS that was created for the 2002 through 2014 and 2018 through 2019 NSDUHs. Beginning with the 2020 survey, the format of MJE36 was revised so respondents could select all answer choices that apply to them including a new response option, resulting in a new edited variable created for each response option. Therefore, these variables are not considered comparable to the variable created in 2019 and earlier years.

Think about the last time you traded something for marijuana. Did you get marijuana that had already been rolled into joints, marijuana that was in loose form, or marijuana in some other form?

(MJE361)

MMTJOINT

Len : 2 LAST MARIJUANA TRADED FOR IN JOINTS

| | Freq | Pct |
|--|-------|-------|
| 1 = Yes..... | 35 | 0.06 |
| 2 = No (not entered)..... | 142 | 0.24 |
| 91 = NEVER USED MARIJUANA | 32487 | 55.98 |
| 93 = DID NOT USE MARIJUANA IN THE PAST 12 MOS..... | 12956 | 22.32 |
| 94 = DON'T KNOW | 1 | 0.00 |
| 97 = REFUSED | 78 | 0.13 |
| 98 = BLANK (NO ANSWER) | 968 | 1.67 |
| 99 = LEGITIMATE SKIP..... | 11367 | 19.59 |

(MJE362)

MMTLOOSE

Len : 2 LAST MARIJUANA TRADED FOR IN LOOSE FORM

| | Freq | Pct |
|--|-------|-------|
| 1 = Yes..... | 126 | 0.22 |
| 2 = No (not entered)..... | 51 | 0.09 |
| 85 = BAD DATA Logically assigned | 10 | 0.02 |
| 91 = NEVER USED MARIJUANA | 32487 | 55.98 |
| 93 = DID NOT USE MARIJUANA IN THE PAST 12 MOS..... | 12956 | 22.32 |
| 94 = DON'T KNOW | 1 | 0.00 |
| 97 = REFUSED | 78 | 0.13 |
| 98 = BLANK (NO ANSWER) | 958 | 1.65 |
| 99 = LEGITIMATE SKIP | 11367 | 19.59 |

MARKET INFORMATION FOR MARIJUANA

(MJE363)

MMTOTHER

Len : 2 LAST MARIJUANA TRADED FOR IN OTHER FORM

| | Freq | Pct |
|--|-------|-------|
| 1 = Yes..... | 29 | 0.05 |
| 2 = No (not entered)..... | 148 | 0.26 |
| 91 = NEVER USED MARIJUANA | 32487 | 55.98 |
| 93 = DID NOT USE MARIJUANA IN THE PAST 12 MOS..... | 12956 | 22.32 |
| 94 = DON'T KNOW..... | 1 | 0.00 |
| 97 = REFUSED | 78 | 0.13 |
| 98 = BLANK (NO ANSWER) | 968 | 1.67 |
| 99 = LEGITIMATE SKIP..... | 11367 | 19.59 |

NOTE: Starting with the 2020 NSDUH, the following variables MMTJNTNM1, MMTJWRCB1, MMTJWRTH1, MMTLGMS1, MMTLOZS1, MMTLWRCB1, MMTLWRTH1 and MMTUNIT1 replace variables MMTJNTNM, MMTJWRCB, MMTJWRTH, MMTLGMS, MMTLOZS, MMTLWRCB, MMTLWRTH, and MMTUNIT that were created for the 2002 through 2014 and 2018 through 2019 NSDUHs. Due to the impact from changes to previous questions, these variables are not considered comparable to the variables created in 2019 and earlier years.

How many joints did you get the last time you traded something for marijuana?

(MJE37)

MMTJNTNM1¹

Len : 3 # MARIJUANA JOINTS TRADED FOR LAST TIME

| | Freq | Pct |
|---|-------|-------|
| RANGE = 1 - 9..... | 34 | 0.06 |
| 991 = NEVER USED MARIJUANA | 32487 | 55.98 |
| 993 = DID NOT USE MARIJUANA IN THE PAST 12 MOS..... | 12956 | 22.32 |
| 994 = DON'T KNOW | 1 | 0.00 |
| 997 = REFUSED | 75 | 0.13 |
| 998 = BLANK (NO ANSWER)..... | 972 | 1.67 |
| 999 = LEGITIMATE SKIP..... | 11509 | 19.83 |

How much do you think the marijuana in these joints/this joint was worth?

(MJE38)

MMTJWRCB1¹

Len : 2 AMOUNT WORTH LAST MARIJUANA JOINTS TRADED FOR

| | Freq | Pct |
|--|-------|-------|
| 1 = Less than \$5.00..... | 8 | 0.01 |
| 2 = \$5.00 to \$10.99..... | 12 | 0.02 |
| 3 = \$11.00 to \$20.99..... | 4 | 0.01 |
| 4 = \$21.00 to \$50.99..... | 2 | 0.00 |
| 5 = \$51.00 to \$100.99..... | 5 | 0.01 |
| 6 = \$101.00 to \$150.99..... | 2 | 0.00 |
| 7 = \$151.00 to \$200.99..... | 2 | 0.00 |
| 91 = NEVER USED MARIJUANA | 32487 | 55.98 |
| 93 = DID NOT USE MARIJUANA IN THE PAST 12 MOS..... | 12956 | 22.32 |
| 97 = REFUSED | 75 | 0.13 |
| 98 = BLANK (NO ANSWER) | 972 | 1.67 |
| 99 = LEGITIMATE SKIP..... | 11509 | 19.83 |

More specifically, which of these categories includes the price you think the marijuana in these joints/this joint was worth?

(MJE38, MJE39, MJE40, MJE41, MJE42, MJE43)

MMTJWRTH1¹

Len : 3 PRICE CATEGORY OF LAST MARIJUANA JOINTS TRADED FOR

| | Freq | Pct |
|---|-------|-------|
| 1 = Less than \$5.00..... | 8 | 0.01 |
| 2 = \$5.00 to \$10.99..... | 12 | 0.02 |
| 3 = \$11.00 to \$20.99..... | 4 | 0.01 |
| 42 = \$31.00 to \$40.99..... | 1 | 0.00 |
| 43 = \$41.00 to \$50.99..... | 1 | 0.00 |
| 51 = \$51.00 to \$60.99..... | 4 | 0.01 |
| 53 = \$71.00 to \$80.99..... | 1 | 0.00 |
| 61 = \$101.00 to \$110.99..... | 1 | 0.00 |
| 62 = \$111.00 to \$120.99..... | 1 | 0.00 |
| 70 = \$151.00 to \$200.99..... | 2 | 0.00 |
| 991 = NEVER USED MARIJUANA | 32487 | 55.98 |
| 993 = DID NOT USE MARIJUANA IN THE PAST 12 MOS..... | 12956 | 22.32 |
| 997 = REFUSED | 75 | 0.13 |
| 998 = BLANK (NO ANSWER)..... | 972 | 1.67 |
| 999 = LEGITIMATE SKIP..... | 11509 | 19.83 |

MARKET INFORMATION FOR MARIJUANA

Now we want to know how much marijuana in loose form you got the last time you traded something for marijuana.

Do you want to give your answer in grams, ounces, or pounds?

(MJE44)

MMTLUNIT1

Len : 2 AMT OF MARIJUANA TRADED FOR LAST TIME: GRMS,OZ,LBS

| | Freq | Pct |
|--|-------|-------|
| 1 = Grams | 58 | 0.10 |
| 2 = Ounces..... | 64 | 0.11 |
| 3 = Pounds..... | 3 | 0.01 |
| 85 = BAD DATA Logically assigned..... | 10 | 0.02 |
| 91 = NEVER USED MARIJUANA | 32487 | 55.98 |
| 93 = DID NOT USE MARIJUANA IN THE PAST 12 MOS..... | 12956 | 22.32 |
| 94 = DON'T KNOW..... | 1 | 0.00 |
| 97 = REFUSED | 75 | 0.13 |
| 98 = BLANK (NO ANSWER) | 962 | 1.66 |
| 99 = LEGITIMATE SKIP..... | 11418 | 19.67 |

The last time you traded something for marijuana, how many grams did you get?

(MJE45)

MMTLGMS1

Len : 2 AMT OF MARIJUANA TRADED FOR LAST TIME - GRAMS

| | Freq | Pct |
|--|-------|-------|
| 1 = At least 1 but less than 5 grams..... | 40 | 0.07 |
| 2 = At least 5 but less than 10 grams..... | 11 | 0.02 |
| 3 = 10 grams or more..... | 7 | 0.01 |
| 91 = NEVER USED MARIJUANA | 32487 | 55.98 |
| 93 = DID NOT USE MARIJUANA IN THE PAST 12 MOS..... | 12956 | 22.32 |
| 97 = REFUSED | 75 | 0.13 |
| 98 = BLANK (NO ANSWER) | 973 | 1.68 |
| 99 = LEGITIMATE SKIP..... | 11485 | 19.79 |

The last time you traded something for marijuana, how many ounces did you get?

(MJE47)

MMTLOZS1

Len : 2 AMT OF MARIJUANA TRADED FOR LAST TIME - OUNCES

| | Freq | Pct |
|--|-------|-------|
| 1 = At least 1/8, but less than 1/4 of an ounce..... | 7 | 0.01 |
| 2 = At least 1/4 but less than 1/3 of an ounce..... | 44 | 0.08 |
| 3 = At least 1/3 but less than 1/2 of an ounce..... | 4 | 0.01 |
| 4 = At least 1/2 but less than 1 ounce..... | 1 | 0.00 |
| 5 = At least 1 but less than 5 ounces | 4 | 0.01 |
| 6 = At least 5 but less than 10 ounces | 1 | 0.00 |
| 7 = At least 10 but less than 16 ounces | 1 | 0.00 |
| 85 = BAD DATA Logically assigned..... | 10 | 0.02 |
| 91 = NEVER USED MARIJUANA | 32487 | 55.98 |
| 93 = DID NOT USE MARIJUANA IN THE PAST 12 MOS..... | 12956 | 22.32 |
| 97 = REFUSED | 77 | 0.13 |
| 98 = BLANK (NO ANSWER) | 963 | 1.66 |
| 99 = LEGITIMATE SKIP..... | 11479 | 19.78 |

MARKET INFORMATION FOR MARIJUANA

How much do you think the marijuana you got this last time was worth?

(MJE50)

MMTLWRCB1¹ Len : 2 AMOUNT THE LAST MARIJUANA TRADED FOR WAS WORTH

| | Freq | Pct |
|--|-------|-------|
| 1 = Less than \$5.00..... | 18 | 0.03 |
| 2 = \$5.00 to \$10.99..... | 45 | 0.08 |
| 3 = \$11.00 to \$20.99..... | 24 | 0.04 |
| 4 = \$21.00 to \$50.99..... | 13 | 0.02 |
| 5 = \$51.00 to \$100.99..... | 11 | 0.02 |
| 6 = \$101.00 to \$150.99..... | 3 | 0.01 |
| 7 = \$151.00 to \$200.99..... | 1 | 0.00 |
| 8 = \$201.00 to \$250.99..... | 2 | 0.00 |
| 10 = \$301.00 to \$500.99..... | 1 | 0.00 |
| 11 = \$501.00 to \$1000.99..... | 2 | 0.00 |
| 12 = More than \$1000.99..... | 1 | 0.00 |
| 85 = BAD DATA Logically assigned..... | 10 | 0.02 |
| 91 = NEVER USED MARIJUANA..... | 32487 | 55.98 |
| 93 = DID NOT USE MARIJUANA IN THE PAST 12 MOS..... | 12956 | 22.32 |
| 94 = DON'T KNOW..... | 4 | 0.01 |
| 97 = REFUSED..... | 76 | 0.13 |
| 98 = BLANK (NO ANSWER)..... | 962 | 1.66 |
| 99 = LEGITIMATE SKIP..... | 11418 | 19.67 |

More specifically, which of these categories includes the price you think the marijuana you got this last time was worth?

(MJE50, MJE51, MJE52, MJE53, MJE54, MJE55)

MMTLWRTH1¹ Len : 3 PRICE CATEGORY OF LAST LOOSE MARIJUANA TRADED FOR

| | Freq | Pct |
|---|-------|-------|
| 1 = Less than \$5.00..... | 18 | 0.03 |
| 2 = \$5.00 to \$10.99..... | 45 | 0.08 |
| 3 = \$11.00 to \$20.99..... | 24 | 0.04 |
| 41 = \$21.00 to \$30.99..... | 4 | 0.01 |
| 42 = \$31.00 to \$40.99..... | 6 | 0.01 |
| 43 = \$41.00 to \$50.99..... | 3 | 0.01 |
| 51 = \$51.00 to \$60.99..... | 4 | 0.01 |
| 52 = \$61.00 to \$70.99..... | 2 | 0.00 |
| 53 = \$71.00 to \$80.99..... | 2 | 0.00 |
| 55 = \$91.00 to \$100.99..... | 3 | 0.01 |
| 61 = \$101.00 to \$110.99..... | 1 | 0.00 |
| 64 = \$131.00 to \$140.99..... | 1 | 0.00 |
| 65 = \$141.00 to \$150.99..... | 1 | 0.00 |
| 70 = \$151.00 to \$200.99..... | 1 | 0.00 |
| 80 = \$201.00 to \$250.99..... | 2 | 0.00 |
| 104 = \$451.00 to \$500.99..... | 1 | 0.00 |
| 111 = \$501.00 to \$550.99..... | 1 | 0.00 |
| 120 = \$951.00 to \$1000.99..... | 1 | 0.00 |
| 121 = More than \$1000.99..... | 1 | 0.00 |
| 985 = BAD DATA Logically assigned..... | 10 | 0.02 |
| 991 = NEVER USED MARIJUANA..... | 32487 | 55.98 |
| 993 = DID NOT USE MARIJUANA IN THE PAST 12 MOS..... | 12956 | 22.32 |
| 994 = DON'T KNOW..... | 4 | 0.01 |
| 997 = REFUSED..... | 76 | 0.13 |
| 998 = BLANK (NO ANSWER)..... | 962 | 1.66 |
| 999 = LEGITIMATE SKIP..... | 11418 | 19.67 |

The last time you traded something for marijuana, who did you get it from?

(MJE56)

MMTRDWHO¹ Len : 2 WHO GAVE YOU LAST MARIJUANA TRADED FOR

| | Freq | Pct |
|---|-------|-------|
| 1 = A friend..... | 109 | 0.19 |
| 2 = A relative or family member..... | 62 | 0.11 |
| 3 = Someone I had just met or didn't know well..... | 43 | 0.07 |
| 85 = BAD DATA Logically assigned..... | 10 | 0.02 |
| 91 = NEVER USED MARIJUANA..... | 32487 | 55.98 |
| 93 = DID NOT USE MARIJUANA IN THE PAST 12 MOS..... | 12956 | 22.32 |
| 94 = DON'T KNOW..... | 7 | 0.01 |
| 97 = REFUSED..... | 82 | 0.14 |
| 98 = BLANK (NO ANSWER)..... | 951 | 1.64 |
| 99 = LEGITIMATE SKIP..... | 11327 | 19.52 |

MARKET INFORMATION FOR MARIJUANA

The last time you traded something for marijuana, where were you when you got it?

(MJE57)

MMTPPLACE¹

Len : 2 WHERE YOU WERE LAST TIME TRADED FOR MARIJUANA

| | Freq | Pct |
|--|-------|-------|
| 1 = Inside a public bldg, such as a store, restaurant..... | 27 | 0.05 |
| 2 = Inside a school building | 36 | 0.06 |
| 3 = Outside on school property | 7 | 0.01 |
| 4 = Inside a home, apartment, or dorm..... | 59 | 0.10 |
| 5 = Outside in a public area, such as a parking lot | 27 | 0.05 |
| 6 = Some other place..... | 27 | 0.05 |
| 11 = Inside a public building LOGICALLY ASSIGNED..... | 4 | 0.01 |
| 12 = Inside a school building LOGICALLY ASSIGNED | 2 | 0.00 |
| 14 = Inside a home, apartment, or dorm LOG ASSN..... | 12 | 0.02 |
| 15 = Outside in a public area LOGICALLY ASSIGNED..... | 12 | 0.02 |
| 85 = BAD DATA Logically assigned..... | 10 | 0.02 |
| 91 = NEVER USED MARIJUANA | 32487 | 55.98 |
| 93 = DID NOT USE MARIJUANA IN THE PAST 12 MOS..... | 12956 | 22.32 |
| 94 = DON'T KNOW | 7 | 0.01 |
| 97 = REFUSED | 83 | 0.14 |
| 98 = BLANK (NO ANSWER) | 951 | 1.64 |
| 99 = LEGITIMATE SKIP..... | 11327 | 19.52 |

(MJE57SC)

MMTPLOS2¹

Len : 2 OTHER PLACE TRADED FOR MJ THE LAST TIME

| | Freq | Pct |
|--|-------|-------|
| 1 = Inside a public bldg (eg store/restaurant/arena)..... | 4 | 0.01 |
| 2 = Inside a school building | 2 | 0.00 |
| 4 = Inside a home, apartment, or dorm..... | 12 | 0.02 |
| 5 = Outside in public area (eg parkng lot/street/park) | 12 | 0.02 |
| 6 = Some other place..... | 6 | 0.01 |
| 70 = Specific city/state/country or vacation | 3 | 0.01 |
| 85 = BAD DATA Logically assigned | 11 | 0.02 |
| 91 = NEVER USED MARIJUANA | 32487 | 55.98 |
| 93 = DID NOT USE MARIJUANA IN THE PAST 12 MOS..... | 12956 | 22.32 |
| 94 = DON'T KNOW | 4 | 0.01 |
| 97 = REFUSED | 86 | 0.15 |
| 98 = BLANK (NO ANSWER) | 968 | 1.67 |
| 99 = LEGITIMATE SKIP..... | 11483 | 19.79 |

The last time you traded something for marijuana, where did you get it?

(MJE58)

MMTCLOSE¹

Len : 2 HOW NEAR YOU WHEN TRADED FOR MARIJUANA LAST TIME

| | Freq | Pct |
|--|-------|-------|
| 1 = Near where you are now living | 61 | 0.11 |
| 2 = Somewhere else | 154 | 0.27 |
| 85 = BAD DATA Logically assigned | 10 | 0.02 |
| 91 = NEVER USED MARIJUANA | 32487 | 55.98 |
| 93 = DID NOT USE MARIJUANA IN THE PAST 12 MOS..... | 12956 | 22.32 |
| 94 = DON'T KNOW | 5 | 0.01 |
| 97 = REFUSED | 83 | 0.14 |
| 98 = BLANK (NO ANSWER) | 951 | 1.64 |
| 99 = LEGITIMATE SKIP..... | 11327 | 19.52 |

The last time you traded something for marijuana, did you keep it all for yourself?

(MJE59)

MMTKKEEP¹

Len : 2 KEEP ALL OF LAST MARIJUANA TRADED FOR

| | Freq | Pct |
|--|-------|-------|
| 1 = Yes..... | 86 | 0.15 |
| 2 = No..... | 132 | 0.23 |
| 85 = BAD DATA Logically assigned | 10 | 0.02 |
| 91 = NEVER USED MARIJUANA | 32487 | 55.98 |
| 93 = DID NOT USE MARIJUANA IN THE PAST 12 MOS..... | 12956 | 22.32 |
| 94 = DON'T KNOW | 4 | 0.01 |
| 97 = REFUSED | 81 | 0.14 |
| 98 = BLANK (NO ANSWER) | 951 | 1.64 |
| 99 = LEGITIMATE SKIP..... | 11327 | 19.52 |

MARKET INFORMATION FOR MARIJUANA

Did you sell any of the marijuana you got this last time?

(MJE60)

MMTSELL¹

Len : 2 SELL ANY MARIJUANA YOU TRADED FOR LAST TIME

| | Freq | Pct |
|--|-------|-------|
| 1 = Yes..... | 2 | 0.00 |
| 2 = No..... | 130 | 0.22 |
| 85 = BAD DATA Logically assigned..... | 10 | 0.02 |
| 91 = NEVER USED MARIJUANA | 32487 | 55.98 |
| 93 = DID NOT USE MARIJUANA IN THE PAST 12 MOS..... | 12956 | 22.32 |
| 97 = REFUSED | 81 | 0.14 |
| 98 = BLANK (NO ANSWER) | 955 | 1.65 |
| 99 = LEGITIMATE SKIP..... | 11413 | 19.67 |

Did you give away any of the marijuana you got this last time?

(MJE61)

MMTGIVE¹

Len : 2 GIVE AWAY ANY MARIJUANA YOU TRADED FOR LAST TIME

| | Freq | Pct |
|--|-------|-------|
| 1 = Yes..... | 32 | 0.06 |
| 2 = No..... | 100 | 0.17 |
| 85 = BAD DATA Logically assigned..... | 10 | 0.02 |
| 91 = NEVER USED MARIJUANA | 32487 | 55.98 |
| 93 = DID NOT USE MARIJUANA IN THE PAST 12 MOS..... | 12956 | 22.32 |
| 97 = REFUSED | 81 | 0.14 |
| 98 = BLANK (NO ANSWER) | 955 | 1.65 |
| 99 = LEGITIMATE SKIP..... | 11413 | 19.67 |

The last time you grew marijuana, did you keep it all for yourself?

(MJE62)

MMGKEEP¹

Len : 2 KEEP ALL MARIJUANA LAST TIME YOU GREW IT

| | Freq | Pct |
|--|-------|-------|
| 1 = Yes..... | 113 | 0.19 |
| 2 = No..... | 64 | 0.11 |
| 91 = NEVER USED MARIJUANA | 32487 | 55.98 |
| 93 = DID NOT USE MARIJUANA IN THE PAST 12 MOS..... | 12956 | 22.32 |
| 97 = REFUSED | 75 | 0.13 |
| 98 = BLANK (NO ANSWER) | 960 | 1.65 |
| 99 = LEGITIMATE SKIP..... | 11379 | 19.61 |

Did you sell any of the marijuana you grew this last time?

(MJE63)

MMGSELL¹

Len : 2 SELL ANY MARIJUANA LAST TIME YOU GREW IT

| | Freq | Pct |
|--|-------|-------|
| 1 = Yes..... | 9 | 0.02 |
| 2 = No..... | 55 | 0.09 |
| 91 = NEVER USED MARIJUANA | 32487 | 55.98 |
| 93 = DID NOT USE MARIJUANA IN THE PAST 12 MOS..... | 12956 | 22.32 |
| 97 = REFUSED | 75 | 0.13 |
| 98 = BLANK (NO ANSWER) | 960 | 1.65 |
| 99 = LEGITIMATE SKIP..... | 11492 | 19.80 |

The last time you grew marijuana, did you give any of it away for free?

(MJE64)

MMGGIVE¹

Len : 2 GIVE AWAY ANY MARIJUANA LAST TIME YOU GREW IT

| | Freq | Pct |
|--|-------|-------|
| 1 = Yes..... | 38 | 0.07 |
| 2 = No..... | 25 | 0.04 |
| 91 = NEVER USED MARIJUANA | 32487 | 55.98 |
| 93 = DID NOT USE MARIJUANA IN THE PAST 12 MOS..... | 12956 | 22.32 |
| 97 = REFUSED | 76 | 0.13 |
| 98 = BLANK (NO ANSWER) | 960 | 1.65 |
| 99 = LEGITIMATE SKIP..... | 11492 | 19.80 |

MARKET INFORMATION FOR MARIJUANA

The last time you got marijuana for free, who did you get it from?

(MJE65)

MMFREWHO¹

Len : 2 WHO GAVE YOU LAST FREE MARIJUANA

| | Freq | Pct |
|---|-------|-------|
| 1 = A friend..... | 2385 | 4.11 |
| 2 = A relative or family member..... | 807 | 1.39 |
| 3 = Someone I had just met or didn't know well..... | 145 | 0.25 |
| 91 = NEVER USED MARIJUANA..... | 32487 | 55.98 |
| 93 = DID NOT USE MARIJUANA IN THE PAST 12 MOS..... | 12956 | 22.32 |
| 94 = DON'T KNOW..... | 8 | 0.01 |
| 97 = REFUSED..... | 117 | 0.20 |
| 98 = BLANK (NO ANSWER)..... | 960 | 1.65 |
| 99 = LEGITIMATE SKIP..... | 8169 | 14.08 |

The last time you got marijuana for free, where were you when you got it?

(MJE66)

MMFPLACE¹

Len : 2 WHERE WERE YOU LAST TIME GOT FREE MARIJUANA

| | Freq | Pct |
|--|-------|-------|
| 1 = Inside a public bldg, such as a store, restaurant..... | 79 | 0.14 |
| 2 = Inside a school building..... | 24 | 0.04 |
| 3 = Outside on school property..... | 24 | 0.04 |
| 4 = Inside a home, apartment, or dorm..... | 2425 | 4.18 |
| 5 = Outside in a public area, such as a parking lot..... | 273 | 0.47 |
| 6 = Some other place..... | 281 | 0.48 |
| 11 = Inside a public building LOGICALLY ASSIGNED..... | 14 | 0.02 |
| 14 = Inside a home, apartment, or dorm LOG ASSN..... | 128 | 0.22 |
| 15 = Outside in a public area LOGICALLY ASSIGNED..... | 83 | 0.14 |
| 91 = NEVER USED MARIJUANA..... | 32487 | 55.98 |
| 93 = DID NOT USE MARIJUANA IN THE PAST 12 MOS..... | 12956 | 22.32 |
| 94 = DON'T KNOW..... | 17 | 0.03 |
| 97 = REFUSED..... | 114 | 0.20 |
| 98 = BLANK (NO ANSWER)..... | 960 | 1.65 |
| 99 = LEGITIMATE SKIP..... | 8169 | 14.08 |

(MJE66SC)

MMFPLOS¹

Len : 2 OTHER PLACE GOT MJ FOR FREE THE LAST TIME

| | Freq | Pct |
|---|-------|-------|
| 1 = Inside a public bldg (eg store/restaurant/arena)..... | 14 | 0.02 |
| 4 = Inside a home, apartment, or dorm..... | 128 | 0.22 |
| 5 = Outside in public area (eg parkng lot/street/park)..... | 83 | 0.14 |
| 6 = Some other place..... | 10 | 0.02 |
| 7 = At respondent's workplace..... | 7 | 0.01 |
| 8 = At a party, location not specified..... | 26 | 0.04 |
| 9 = From friend(s)/family; no other information..... | 11 | 0.02 |
| 11 = In someone else's car/mtr vhcle;location not spfd..... | 4 | 0.01 |
| 12 = In a car/motor vehicle; owner or location unspcfd..... | 23 | 0.04 |
| 14 = Outside on private property (home, yard, apt)..... | 34 | 0.06 |
| 15 = Medical marijuana dispensary/club..... | 5 | 0.01 |
| 17 = On a boat/raft/yacht/water vessel..... | 4 | 0.01 |
| 22 = At concert/festival/sports event; location unspec..... | 4 | 0.01 |
| 23 = A building; otherwise unspecified..... | 11 | 0.02 |
| 25 = In a hotel/motel room (or public area unspcfd)..... | 6 | 0.01 |
| 70 = Specific city/state/country or vacation..... | 27 | 0.05 |
| 85 = BAD DATA Logically assigned..... | 33 | 0.06 |
| 91 = NEVER USED MARIJUANA..... | 32487 | 55.98 |
| 93 = DID NOT USE MARIJUANA IN THE PAST 12 MOS..... | 12956 | 22.32 |
| 94 = DON'T KNOW..... | 36 | 0.06 |
| 97 = REFUSED..... | 152 | 0.26 |
| 98 = BLANK (NO ANSWER)..... | 979 | 1.69 |
| 99 = LEGITIMATE SKIP..... | 10994 | 18.94 |

MARKET INFORMATION FOR MARIJUANA

The last time you got marijuana for free, where did you get it?

(MJE67)

[MMFCLOSE](#)¹

Len : 2 HOW NEAR YOU WHEN YOU GOT LAST FREE MARIJUANA

| | Freq | Pct |
|--|-------|-------|
| 1 = Near where you are now living | 1608 | 2.77 |
| 2 = Somewhere else | 1725 | 2.97 |
| 91 = NEVER USED MARIJUANA | 32487 | 55.98 |
| 93 = DID NOT USE MARIJUANA IN THE PAST 12 MOS..... | 12956 | 22.32 |
| 94 = DON'T KNOW | 17 | 0.03 |
| 97 = REFUSED | 109 | 0.19 |
| 98 = BLANK (NO ANSWER) | 963 | 1.66 |
| 99 = LEGITIMATE SKIP | 8169 | 14.08 |

The last time you got marijuana for free, did you keep it all for yourself?

(MJE68)

[MMFKKEEP](#)¹

Len : 2 KEEP ALL MARIJUANA GOT LAST TIME FOR FREE

| | Freq | Pct |
|--|-------|-------|
| 1 = Yes..... | 807 | 1.39 |
| 2 = No..... | 2547 | 4.39 |
| 91 = NEVER USED MARIJUANA | 32487 | 55.98 |
| 93 = DID NOT USE MARIJUANA IN THE PAST 12 MOS..... | 12956 | 22.32 |
| 94 = DON'T KNOW | 9 | 0.02 |
| 97 = REFUSED | 94 | 0.16 |
| 98 = BLANK (NO ANSWER) | 965 | 1.66 |
| 99 = LEGITIMATE SKIP | 8169 | 14.08 |

Did you sell any of the marijuana you got this last time?

(MJE69)

[MMFSELL](#)¹

Len : 2 SELL ANY MARIJUANA GOT LAST TIME FOR FREE

| | Freq | Pct |
|--|-------|-------|
| 1 = Yes..... | 10 | 0.02 |
| 2 = No..... | 2537 | 4.37 |
| 91 = NEVER USED MARIJUANA | 32487 | 55.98 |
| 93 = DID NOT USE MARIJUANA IN THE PAST 12 MOS..... | 12956 | 22.32 |
| 97 = REFUSED | 94 | 0.16 |
| 98 = BLANK (NO ANSWER) | 974 | 1.68 |
| 99 = LEGITIMATE SKIP | 8976 | 15.47 |

Did you give away any of the marijuana you got this last time?

(MJE70)

[MMFGIVE](#)¹

Len : 2 GIVE AWAY ANY MARIJUANA GOT LAST TIME FOR FREE

| | Freq | Pct |
|--|-------|-------|
| 1 = Yes..... | 683 | 1.18 |
| 2 = No..... | 1857 | 3.20 |
| 91 = NEVER USED MARIJUANA | 32487 | 55.98 |
| 93 = DID NOT USE MARIJUANA IN THE PAST 12 MOS..... | 12956 | 22.32 |
| 94 = DON'T KNOW | 3 | 0.01 |
| 97 = REFUSED | 97 | 0.17 |
| 98 = BLANK (NO ANSWER) | 975 | 1.68 |
| 99 = LEGITIMATE SKIP | 8976 | 15.47 |

INTERVIEW INFORMATION

INTERVIEW INFORMATION

| | | | |
|----------------|--------------------------|-------------|------------|
| <u>LANGVER</u> | Len : 1 LANGUAGE VERSION | | |
| | 1 = English..... | Freq | Pct |
| | 2 = Spanish..... | 56368 | 97.13 |
| | | 1666 | 2.87 |

| | | | |
|----------------|---------------------------|-------------|------------|
| <u>QUARTER</u> | Len : 1 QUARTER INDICATOR | | |
| | 1 = Quarter 1..... | Freq | Pct |
| | 2 = Quarter 2..... | 11151 | 19.21 |
| | 3 = Quarter 3..... | 17179 | 29.60 |
| | 4 = Quarter 4..... | 16243 | 27.99 |
| | | 13461 | 23.20 |

| | | | |
|----------------|-------------------------------|-------------|------------|
| <u>GQTYPE2</u> | Len : 1 TYPE OF GROUP QUARTER | | |
| | = Not a Group Quarter..... | Freq | Pct |
| | C = College Dorm..... | 57976 | 99.90 |
| | O = Other..... | 49 | 0.08 |
| | | 9 | 0.02 |

DEMOGRAPHICS

DEMOGRAPHICS

DEMOGRAPHICS

NOTE: After a respondent has entered his/her birthdate in the first part of the questionnaire, he/she has multiple opportunities to change his/her age in response to consistency checks throughout the questionnaire. It is therefore possible for the age recorded by the respondent at the beginning of the questionnaire to be different than the age at the end of the questionnaire. The final age variable is determined using these two constituent age variables, in addition to the age calculated from the raw birthdate and the final edited interview date, the age entered in the questionnaire roster (if it exists), and the pre-interview screener age.

AGE3

Len : 2 RECODE - FINAL EDITED AGE

| | Freq | Pct |
|---|-------|-------|
| 1 = Respondent is 12 or 13 years old | 3654 | 6.30 |
| 2 = Respondent is 14 or 15 years old | 3579 | 6.17 |
| 3 = Respondent is 16 or 17 years old | 3510 | 6.05 |
| 4 = Respondent is between 18 and 20 years old..... | 4908 | 8.46 |
| 5 = Respondent is between 21 and 23 years old..... | 5369 | 9.25 |
| 6 = Respondent is 24 or 25 years old | 3702 | 6.38 |
| 7 = Respondent is between 26 and 29 years old..... | 4065 | 7.00 |
| 8 = Respondent is between 30 and 34 years old..... | 5523 | 9.52 |
| 9 = Respondent is between 35 and 49 years old..... | 12561 | 21.64 |
| 10 = Respondent is between 50 and 64 years old..... | 5725 | 9.86 |
| 11 = Respondent is 65 years old or older | 5438 | 9.37 |

How many times have you been married?

(QD08)

NOMARR2

Len : 2 NUMBER OF TIMES MARRIED

| | Freq | Pct |
|------------------------------|-------|-------|
| 1 = One time | 20808 | 35.85 |
| 2 = Two or more times..... | 5229 | 9.01 |
| 94 = DON'T KNOW | 8 | 0.01 |
| 97 = REFUSED | 35 | 0.06 |
| 98 = BLANK (NO ANSWER) | 1 | 0.00 |
| 99 = LEGITIMATE SKIP..... | 31953 | 55.06 |

Have you ever been in the United States Armed Forces?

(QD09)

SERVICE

Len : 2 EVER BEEN IN THE US ARMED FORCES

| | Freq | Pct |
|--|-------|-------|
| 1 = Yes..... | 2699 | 4.65 |
| 2 = No..... | 46242 | 79.68 |
| 85 = BAD DATA Logically assigned | 17 | 0.03 |
| 97 = REFUSED | 4 | 0.01 |
| 98 = BLANK (NO ANSWER) | 1 | 0.00 |
| 99 = LEGITIMATE SKIP..... | 9071 | 15.63 |

Are you currently on active duty in the United States Armed Forces, are you in a Reserve component, or are you now separated or retired from the military?

(QD10)

MILSTAT

Len : 2 CURRENT MILITARY STATUS

| | Freq | Pct |
|---|-------|-------|
| 2 = In a reserves component..... | 192 | 0.33 |
| 3 = Now separated/retired from reserves/active duty | 2501 | 4.31 |
| 85 = BAD DATA Logically assigned | 17 | 0.03 |
| 94 = DON'T KNOW | 4 | 0.01 |
| 97 = REFUSED | 6 | 0.01 |
| 98 = BLANK (NO ANSWER) | 1 | 0.00 |
| 99 = LEGITIMATE SKIP..... | 55313 | 95.31 |

DEMOGRAPHICS

Have you ever served on active duty in the United States Armed Forces or Reserve components? Active duty does not include training for the Reserves or National Guard, but does include activation, for example, for a national emergency or military conflict.

(QD10A)
ACTDEVER

Len : 2 EVER ON ACTIVE DUTY IN US MILITARY/RESERV

| | Freq | Pct |
|---------------------------------------|-------|-------|
| 1 = Yes..... | 2108 | 3.63 |
| 2 = No..... | 590 | 1.02 |
| 85 = BAD DATA Logically assigned..... | 17 | 0.03 |
| 94 = DON'T KNOW..... | 3 | 0.01 |
| 97 = REFUSED..... | 2 | 0.00 |
| 98 = BLANK (NO ANSWER)..... | 1 | 0.00 |
| 99 = LEGITIMATE SKIP..... | 55313 | 95.31 |

When did you serve on active duty in the United States Armed Forces or Reserve components? Just give me the number or numbers from the card.

(QD10B1)
ACTD2001

Len : 2 SEPTEMBER 2001 OR LATER

| | Freq | Pct |
|---------------------------------------|-------|-------|
| 1 = Yes..... | 845 | 1.46 |
| 2 = No (not entered)..... | 1257 | 2.17 |
| 85 = BAD DATA Logically assigned..... | 17 | 0.03 |
| 94 = DON'T KNOW..... | 1 | 0.00 |
| 97 = REFUSED..... | 3 | 0.01 |
| 98 = BLANK (NO ANSWER)..... | 8 | 0.01 |
| 99 = LEGITIMATE SKIP..... | 55903 | 96.33 |

(QD10B2)
ACTD9001

Len : 2 AUG 1990 TO AUG 2001 (INCLUDING PERSIAN GULF WAR)

| | Freq | Pct |
|---------------------------------------|-------|-------|
| 1 = Yes..... | 523 | 0.90 |
| 2 = No (not entered)..... | 1579 | 2.72 |
| 85 = BAD DATA Logically assigned..... | 17 | 0.03 |
| 94 = DON'T KNOW..... | 1 | 0.00 |
| 97 = REFUSED..... | 3 | 0.01 |
| 98 = BLANK (NO ANSWER)..... | 8 | 0.01 |
| 99 = LEGITIMATE SKIP..... | 55903 | 96.33 |

(QD10B3)
ACTD7590

Len : 2 MAY 1975 TO JULY 1990

| | Freq | Pct |
|---------------------------------------|-------|-------|
| 1 = Yes..... | 475 | 0.82 |
| 2 = No (not entered)..... | 1627 | 2.80 |
| 85 = BAD DATA Logically assigned..... | 17 | 0.03 |
| 94 = DON'T KNOW..... | 1 | 0.00 |
| 97 = REFUSED..... | 3 | 0.01 |
| 98 = BLANK (NO ANSWER)..... | 8 | 0.01 |
| 99 = LEGITIMATE SKIP..... | 55903 | 96.33 |

(QD10B4)
ACTDV1ET

Len : 2 VIETNAM ERA (MARCH 1961 TO APRIL 1975)

| | Freq | Pct |
|---------------------------------------|-------|-------|
| 1 = Yes..... | 657 | 1.13 |
| 2 = No (not entered)..... | 1444 | 2.49 |
| 85 = BAD DATA Logically assigned..... | 18 | 0.03 |
| 94 = DON'T KNOW..... | 1 | 0.00 |
| 97 = REFUSED..... | 3 | 0.01 |
| 98 = BLANK (NO ANSWER)..... | 8 | 0.01 |
| 99 = LEGITIMATE SKIP..... | 55903 | 96.33 |

DEMOGRAPHICS

(QD10B5, QD10B6, QD10B7, QD10B8, QD10B9)

ACTDPRIV

Len : 2 ANY TIME BEFORE VIETNAM ERA (MARCH 1961)

| | Freq | Pct |
|---------------------------------------|-------|-------|
| 1 = Yes..... | 133 | 0.23 |
| 2 = No (not entered)..... | 1966 | 3.39 |
| 85 = BAD DATA Logically assigned..... | 24 | 0.04 |
| 94 = DON'T KNOW..... | 1 | 0.00 |
| 97 = REFUSED..... | 3 | 0.01 |
| 98 = BLANK (NO ANSWER)..... | 4 | 0.01 |
| 99 = LEGITIMATE SKIP..... | 55903 | 96.33 |

Did you ever serve on active duty in the United States Armed Forces or Reserve components in a military combat zone or an area where you drew imminent danger pay or hostile fire pay?

(QD10C)

COMBATPY

Len : 2 EVER IN COMBAT ZONE ON ACTIVE DUTY

| | Freq | Pct |
|---------------------------------------|-------|-------|
| 1 = YES..... | 851 | 1.47 |
| 2 = NO..... | 1255 | 2.16 |
| 85 = BAD DATA Logically assigned..... | 17 | 0.03 |
| 94 = DON'T KNOW..... | 1 | 0.00 |
| 97 = REFUSED..... | 3 | 0.01 |
| 98 = BLANK (NO ANSWER)..... | 4 | 0.01 |
| 99 = LEGITIMATE SKIP..... | 55903 | 96.33 |

This question is about your overall health. Would you say your health in general is excellent, very good, good, fair, or poor?

(QD12)

HEALTH

Len : 2 OVERALL HEALTH

| | Freq | Pct |
|----------------------|-------|-------|
| 1 = Excellent..... | 13030 | 22.45 |
| 2 = Very good..... | 21931 | 37.79 |
| 3 = Good..... | 16870 | 29.07 |
| 4 = Fair..... | 5348 | 9.22 |
| 5 = Poor..... | 836 | 1.44 |
| 94 = DON'T KNOW..... | 11 | 0.02 |
| 97 = REFUSED..... | 8 | 0.01 |

How many times in the past 12 months have you moved? Please include moves from one residence to another within the same city/town as well as those from one city/town to another.

(QD13)

MOVSINPYR2

Len : 3 # TIMES MOVED PAST 12 MONTHS- RECODED

| | Freq | Pct |
|--|-------|-------|
| 0 = 0 times..... | 42194 | 72.71 |
| 1 = One time..... | 8897 | 15.33 |
| 2 = Two times..... | 3109 | 5.36 |
| 3 = Three or more times..... | 1293 | 2.23 |
| 985 = BAD DATA Logically assigned..... | 43 | 0.07 |
| 994 = DON'T KNOW..... | 431 | 0.74 |
| 997 = REFUSED..... | 267 | 0.46 |
| 998 = BLANK (NO ANSWER)..... | 1800 | 3.10 |

People are different in their sexual attraction to other people. Which statement best describes your feelings?

(QD62)

SEXATTRACT

Len : 2 SEXUAL ATTRACTION

| | Freq | Pct |
|--|-------|-------|
| 1 = I am only attracted to opposite sex..... | 35554 | 61.26 |
| 2 = I am mostly attracted to opposite sex..... | 4346 | 7.49 |
| 3 = I am equally attracted to males and females..... | 2374 | 4.09 |
| 4 = I am mostly attracted to same sex..... | 715 | 1.23 |
| 5 = I am only attracted to same sex..... | 1066 | 1.84 |
| 6 = I am not sure..... | 1041 | 1.79 |
| 85 = BAD DATA Logically assigned..... | 15 | 0.03 |
| 94 = DON'T KNOW..... | 99 | 0.17 |
| 97 = REFUSED..... | 294 | 0.51 |
| 98 = BLANK (NO ANSWER)..... | 1787 | 3.08 |
| 99 = LEGITIMATE SKIP..... | 10743 | 18.51 |

DEMOGRAPHICS

Which one of the following do you consider yourself to be?

(QD63)

SEXIDENT

Len : 2 SEXUAL IDENTITY

| | Freq | Pct |
|--|-------|-------|
| 1 = Heterosexual, that is, straight..... | 39751 | 68.50 |
| 2 = Lesbian or Gay..... | 1334 | 2.30 |
| 3 = Bisexual..... | 3792 | 6.53 |
| 85 = BAD DATA Logically assigned..... | 15 | 0.03 |
| 94 = DON'T KNOW..... | 238 | 0.41 |
| 97 = REFUSED..... | 370 | 0.64 |
| 98 = BLANK (NO ANSWER)..... | 1791 | 3.09 |
| 99 = LEGITIMATE SKIP..... | 10743 | 18.51 |

How well do you speak English?

(QD55)

SPEAKENGL

Len : 2 HOW WELL SPEAK ENGLISH

| | Freq | Pct |
|---------------------------------------|-------|-------|
| 1 = Very well..... | 50596 | 87.18 |
| 2 = Well..... | 4036 | 6.95 |
| 3 = Not well..... | 1035 | 1.78 |
| 4 = Not at all..... | 362 | 0.62 |
| 85 = BAD DATA Logically assigned..... | 44 | 0.08 |
| 94 = DON'T KNOW..... | 50 | 0.09 |
| 97 = REFUSED..... | 77 | 0.13 |
| 98 = BLANK (NO ANSWER)..... | 1834 | 3.16 |

Do you have difficulty seeing, even when wearing glasses or contact lenses?

(SEE)

LVLDIFSEE2

Len : 2 LEVEL OF DIFFICULTY SEEING EVEN WITH GLASSES

| | Freq | Pct |
|--|-------|-------|
| 1 = No Difficulty..... | 41870 | 72.15 |
| 2 = Some difficulty..... | 12448 | 21.45 |
| 3 = A lot of difficulty or cannot do at all..... | 1580 | 2.72 |
| 85 = BAD DATA Logically assigned..... | 44 | 0.08 |
| 94 = DON'T KNOW..... | 139 | 0.24 |
| 97 = REFUSED..... | 115 | 0.20 |
| 98 = BLANK (NO ANSWER)..... | 1838 | 3.17 |

Do you have difficulty hearing, even when using hearing aids?

(HEAR)

LVLDIFHEAR2

Len : 2 LEVEL OF DIFFICULTY HEARING EVEN WITH HEARING AIDS

| | Freq | Pct |
|--|-------|-------|
| 1 = No Difficulty..... | 48543 | 83.65 |
| 2 = Some difficulty..... | 6415 | 11.05 |
| 3 = A lot of difficulty or cannot do at all..... | 861 | 1.48 |
| 85 = BAD DATA Logically assigned..... | 44 | 0.08 |
| 94 = DON'T KNOW..... | 204 | 0.35 |
| 97 = REFUSED..... | 125 | 0.22 |
| 98 = BLANK (NO ANSWER)..... | 1842 | 3.17 |

Do you have difficulty walking or climbing steps?

(WALK)

LVLDIFWALK2

Len : 2 LEVEL OF DIFFICULTY WALKING OR CLIMBING STEPS

| | Freq | Pct |
|--|-------|-------|
| 1 = No Difficulty..... | 48932 | 84.32 |
| 2 = Some difficulty..... | 5672 | 9.77 |
| 3 = A lot of difficulty or cannot do at all..... | 1348 | 2.32 |
| 85 = BAD DATA Logically assigned..... | 44 | 0.08 |
| 94 = DON'T KNOW..... | 90 | 0.16 |
| 97 = REFUSED..... | 102 | 0.18 |
| 98 = BLANK (NO ANSWER)..... | 1846 | 3.18 |

DEMOGRAPHICS

Do you have difficulty remembering or concentrating?

(HEAR, MEM)
LVLDFMEM2

Len : 2 LEVEL OF DIFFICULTY REMEMBERING OR CONCENTRATING

| | Freq | Pct |
|--|-------|-------|
| 1 = No Difficulty..... | 35610 | 61.36 |
| 2 = Some difficulty | 16703 | 28.78 |
| 3 = A lot of difficulty or cannot do at all..... | 3625 | 6.25 |
| 85 = BAD DATA Logically assigned | 44 | 0.08 |
| 94 = DON'T KNOW | 96 | 0.17 |
| 97 = REFUSED | 109 | 0.19 |
| 98 = BLANK (NO ANSWER) | 1847 | 3.18 |

Do you have difficulty with self-care, such as washing all over or dressing?

(CARE)
LVLDFCARE2

Len : 2 LEVEL OF DIFFICULTY WITH SELF-CARE

| | Freq | Pct |
|--|-------|-------|
| 1 = No Difficulty..... | 51181 | 88.19 |
| 2 = Some difficulty | 3815 | 6.57 |
| 3 = A lot of difficulty or cannot do at all..... | 935 | 1.61 |
| 85 = BAD DATA Logically assigned | 44 | 0.08 |
| 94 = DON'T KNOW | 102 | 0.18 |
| 97 = REFUSED | 104 | 0.18 |
| 98 = BLANK (NO ANSWER) | 1853 | 3.19 |

Using your usual language, do you have difficulty communicating, for example understanding or being understood?

(COMM)
LVLDFCOMM2

Len : 2 LEVEL OF DIFFICULTY COMMUNICATING USING YOUR USUAL LANGUAGE

| | Freq | Pct |
|--|-------|-------|
| 1 = No Difficulty..... | 49022 | 84.47 |
| 2 = Some difficulty | 5933 | 10.22 |
| 3 = A lot of difficulty or cannot do at all..... | 958 | 1.65 |
| 85 = BAD DATA Logically assigned | 44 | 0.08 |
| 94 = DON'T KNOW | 122 | 0.21 |
| 97 = REFUSED | 95 | 0.16 |
| 98 = BLANK (NO ANSWER) | 1860 | 3.21 |

IMPUTED DEMOGRAPHICS

IMPUTED DEMOGRAPHICS

Beginning with the 2002 survey, missing values for the gender question (QD01) were no longer permitted. Thus, no imputation was required. This variable has the prefix 'IR', which stands for 'Imputation Revised', only for the sake of consistency with data sets from earlier surveys.

(QD01)

IRSEX

Len : 1 IMPUTATION REVISED GENDER

| | Freq | Pct |
|-----------------|-------------|------------|
| 1 = Male..... | 26391 | 45.48 |
| 2 = Female..... | 31643 | 54.52 |

NOTE: The variable IRMARIT reflects the move of the marital status questions from self-administration in 2015 back to interviewer administration in 2016. This variable is considered to be comparable with corresponding variables in 2002 to 2014 (when this question also was interviewer-administered) but is not considered to be comparable with the marital status variable IRMARITSTAT in 2015. Analytic goals should be considered prior to pooling or comparing marital status data from 2015 with data from other years.

IRMARIT

Len : 2 IMPUTATION REVISED MARITAL STATUS

| | Freq | Pct |
|---|-------------|------------|
| 1 = Married..... | 19778 | 34.08 |
| 2 = Widowed..... | 1416 | 2.44 |
| 3 = Divorced or Separated..... | 4875 | 8.40 |
| 4 = Never Been Married..... | 26519 | 45.70 |
| 99 = LEGITIMATE SKIP Respondent is <= 14 years old..... | 5446 | 9.38 |

IIMARIT

Len : 1 IMPUTATION INDICATOR MARITAL STATUS

| | Freq | Pct |
|--|-------------|------------|
| 1 = Marital status from questionnaire..... | 52557 | 90.56 |
| 3 = Marital status statistically imputed..... | 31 | 0.05 |
| 9 = LEGITIMATE SKIP Respondent is <= 14 years old..... | 5446 | 9.38 |

IREDUHIGHST2

Len : 2 EDUCATION - RECODED IMPUTATION REVISED

| | Freq | Pct |
|--|-------------|------------|
| 1 = Fifth grade or less grade completed..... | 826 | 1.42 |
| 2 = Sixth grade completed..... | 1832 | 3.16 |
| 3 = Seventh grade completed..... | 1898 | 3.27 |
| 4 = Eighth grade completed..... | 2254 | 3.88 |
| 5 = Ninth grade completed..... | 2382 | 4.10 |
| 6 = Tenth grade completed..... | 2361 | 4.07 |
| 7 = Eleventh or Twelfth grade completed, no diploma..... | 3552 | 6.12 |
| 8 = High school diploma/GED..... | 11278 | 19.43 |
| 9 = Some college credit, but no degree..... | 9953 | 17.15 |
| 10 = Associate's degree (for example, AA, AS)..... | 4316 | 7.44 |
| 11 = College graduate or higher..... | 17382 | 29.95 |

IIEDUHIGHST2

Len : 1 EDUCATION INDICATOR - IMPUTATION INDICATOR

| | Freq | Pct |
|--|-------------|------------|
| 1 = Education from questionnaire..... | 57947 | 99.85 |
| 3 = Education statistically imputed..... | 87 | 0.15 |

RECODED DEMOGRAPHICS

RECODED DEMOGRAPHICS

(AGE3)

CATAGE

Len : 1 RC-AGE CATEGORY

| | Freq | Pct |
|--------------------------|-------------|------------|
| 1 = 12-17 Years Old..... | 10743 | 18.51 |
| 2 = 18-25 Years Old..... | 13979 | 24.09 |
| 3 = 26-34 Years Old..... | 9588 | 16.52 |
| 4 = 35 or Older..... | 23724 | 40.88 |

(AGE3)

CATAG2

Len : 1 RC-AGE CATEGORY RECODE (3 LEVELS)

| | Freq | Pct |
|--------------------------|-------------|------------|
| 1 = 12-17 Years Old..... | 10743 | 18.51 |
| 2 = 18-25 Years Old..... | 13979 | 24.09 |
| 3 = 26 or Older..... | 33312 | 57.40 |

(AGE3)

CATAG3

Len : 1 RC-AGE CATEGORY RECODE (5 LEVELS)

| | Freq | Pct |
|--------------------------|-------------|------------|
| 1 = 12-17 Years Old..... | 10743 | 18.51 |
| 2 = 18-25 Years Old..... | 13979 | 24.09 |
| 3 = 26-34 Years Old..... | 9588 | 16.52 |
| 4 = 35-49 Years Old..... | 12561 | 21.64 |
| 5 = 50 or Older..... | 11163 | 19.24 |

(AGE3)

CATAG6

Len : 1 RC-AGE CATEGORY RECODE (6 LEVELS)

| | Freq | Pct |
|--------------------------|-------------|------------|
| 1 = 12-17 Years Old..... | 10743 | 18.51 |
| 2 = 18-25 Years Old..... | 13979 | 24.09 |
| 3 = 26-34 Years Old..... | 9588 | 16.52 |
| 4 = 35-49 Years Old..... | 12561 | 21.64 |
| 5 = 50-64 Years Old..... | 5725 | 9.86 |
| 6 = 65 or Older..... | 5438 | 9.37 |

(AGE3)

CATAG7

Len : 1 RC-AGE CATEGORY RECODE (7 LEVELS)

| | Freq | Pct |
|--------------------------|-------------|------------|
| 1 = 12-13 Years Old..... | 3654 | 6.30 |
| 2 = 14-15 Years Old..... | 3579 | 6.17 |
| 3 = 16-17 Years Old..... | 3510 | 6.05 |
| 4 = 18-20 Years Old..... | 4908 | 8.46 |
| 5 = 21-25 Years Old..... | 9071 | 15.63 |
| 6 = 26-34 Years Old..... | 9588 | 16.52 |
| 7 = 35 or Older..... | 23724 | 40.88 |

(AGE3)

PREGAGE2

Len : 1 RC-PREGNANCY AGE CATEGORY RECODE

| | Freq | Pct |
|---|-------------|------------|
| 1 = 15-17 Years Old..... | 5297 | 9.13 |
| 2 = 18-25 Years Old..... | 13979 | 24.09 |
| 3 = 26-44 Years Old..... | 18437 | 31.77 |
| 4 = Otherwise (12-14, 45 or Older)..... | 20321 | 35.02 |

(AGE3)

DRVINAGE

Len : 1 RC-DUI AGE CATEGORY RECODE

| | Freq | Pct |
|--------------------------------------|-------------|------------|
| 1 = 16-25 Years Old..... | 17489 | 30.14 |
| 2 = 26 or Older..... | 33312 | 57.40 |
| 3 = Otherwise (12-15 Years Old)..... | 7233 | 12.46 |

RECODED DEMOGRAPHICS

(AGE3)

DRVINDETAG

Len : 1 RC-DUI DETAILED AGE CATEGORY RECODE

| | Freq | Pct |
|--------------------------------------|-------------|------------|
| 1 = 16-20 Years Old..... | 8418 | 14.51 |
| 2 = 21-25 Years Old..... | 9071 | 15.63 |
| 3 = 26 or Older..... | 33312 | 57.40 |
| 4 = Otherwise (12-15 Years Old)..... | 7233 | 12.46 |

(CATAGE, IRSEX)

SEXAGE

Len : 1 RC-COMBINED GENDER BY AGE CATEGORY INDICATOR

| | Freq | Pct |
|--|-------------|------------|
| 1 = Males Aged 12-17 (IRSEX=1 and CATAGE=1)..... | 5490 | 9.46 |
| 2 = Females Aged 12-17 (IRSEX=2 and CATAGE=1)..... | 5253 | 9.05 |
| 3 = Males Aged 18-25 (IRSEX=1 and CATAGE=2)..... | 6403 | 11.03 |
| 4 = Females Aged 18-25 (IRSEX=2 and CATAGE=2)..... | 7576 | 13.05 |
| 5 = Otherwise..... | 33312 | 57.40 |

NEWRACE2

Len : 1 RC-RACE/HISPANICITY RECODE (7 LEVELS)

| | Freq | Pct |
|---|-------------|------------|
| 1 = NonHispanic White..... | 34791 | 59.95 |
| 2 = NonHispanic Black/African American..... | 6743 | 11.62 |
| 3 = NonHispanic Native American/American Indian..... | 587 | 1.01 |
| 4 = NonHispanic Native Hawaiian/Other Pacific Islander..... | 226 | 0.39 |
| 5 = NonHispanic Asian..... | 3234 | 5.57 |
| 6 = NonHispanic more than one race..... | 2524 | 4.35 |
| 7 = Hispanic..... | 9929 | 17.11 |

(IRSEX, NEWRACE2)

SEXRACE

Len : 1 RC-COMBINED GENDER BY RACE INDICATOR

| | Freq | Pct |
|---|-------------|------------|
| 1 = Male, White, Not Hispanic (IRSEX=1 and NEWRACE2=1)..... | 15896 | 27.39 |
| 2 = Female, White, Not Hispanic (IRSEX=2 and NEWRACE2=1)..... | 18895 | 32.56 |
| 3 = Male, Black, Not Hispanic (IRSEX=1 and NEWRACE2=2)..... | 2983 | 5.14 |
| 4 = Female, Black, Not Hispanic (IRSEX=2 and NEWRACE2=2)..... | 3760 | 6.48 |
| 5 = Male, Hispanic (IRSEX=1 and NEWRACE2=7)..... | 4428 | 7.63 |
| 6 = Female, Hispanic (IRSEX=2 and NEWRACE2=7)..... | 5501 | 9.48 |
| 7 = Male or Female, Other Races (Otherwise)..... | 6571 | 11.32 |

(IREDUHIGHEST2)

EDUHIGHCAT

Len : 1 RC-EDUCATION CATEGORIES

| | Freq | Pct |
|---|-------------|------------|
| 1 = Less than high school (IREDUHIGHEST2=1-7 & AGE3=4-11)..... | 4473 | 7.71 |
| 2 = High school graduate (IREDUHIGHEST2=8 & AGE3=4-11)..... | 11189 | 19.28 |
| 3 = Some college/Associate Degree (IREDUHIGHEST2=9-10 & AGE3=4-11)..... | 14251 | 24.56 |
| 4 = College graduate (IREDUHIGHEST2=11 & AGE3=4-11)..... | 17378 | 29.94 |
| 5 = 12 to 17 year olds (AGE3=1-3)..... | 10743 | 18.51 |

(HEALTH)

HEALTH2

Len : 1 RC-OVERALL HEALTH RECODE

| | Freq | Pct |
|---------------------------------|-------------|------------|
| . = Unknown (Otherwise)..... | 19 | 0.03 |
| 1 = Excellent (HEALTH=1)..... | 13030 | 22.45 |
| 2 = Very Good (HEALTH=2)..... | 21931 | 37.79 |
| 3 = Good (HEALTH=3)..... | 16870 | 29.07 |
| 4 = Fair/Poor (HEALTH=4,5)..... | 6184 | 10.66 |

EDUCATION

EDUCATION

NOTE: EDUSCHLGO takes into account information from follow-up probes if respondents originally reported that they were not enrolled in school. Based on these probes, respondents were coded as yes (i.e., enrolled) if they were on break from school and intended to return to school once their break was over. EDUSCHLGO was assigned a code of 11 if the respondent reported currently being enrolled but there was uncertainty about the respondent's school enrollment status.

The next questions are about school. By 'school', we mean elementary school, junior high or middle school, high school, or a college or university. Please include home schooling as well. Do you go to school?

If you are on a holiday or break from school, such as spring break or summer vacation, but plan to return when the break is over, please answer yes.

(QD17, QD17A, QD17B)

EDUSCHLGO

Len : 2 NOW GOING TO SCHOOL

| | Freq | Pct |
|---------------------------------------|-------------|------------|
| 1 = Yes..... | 16860 | 29.05 |
| 2 = No..... | 38576 | 66.47 |
| 11 = Yes (EDUSKPMON = 30)..... | 31 | 0.05 |
| 85 = BAD DATA Logically assigned..... | 41 | 0.07 |
| 94 = DON'T KNOW..... | 306 | 0.53 |
| 97 = REFUSED..... | 302 | 0.52 |
| 98 = BLANK (NO ANSWER)..... | 1918 | 3.30 |

What grade or year of school are you now attending?

What grade or year of school will you be attending when your vacation is over?

(QD18)

EDUSCHGRD2

Len : 2 WHAT GRADE IN NOW/WILL BE IN

| | Freq | Pct |
|--|-------------|------------|
| 1 = 5th Grade or lower..... | 43 | 0.07 |
| 2 = 6th Grade..... | 500 | 0.86 |
| 3 = 7th Grade..... | 1475 | 2.54 |
| 4 = 8th Grade..... | 1648 | 2.84 |
| 5 = 9th Grade..... | 1707 | 2.94 |
| 6 = 10th Grade..... | 1628 | 2.81 |
| 7 = 11th Grade..... | 1512 | 2.61 |
| 8 = 12th Grade..... | 1530 | 2.64 |
| 9 = College or university/1st year..... | 1538 | 2.65 |
| 10 = College or university/2nd Year, 3rd year..... | 2260 | 3.89 |
| 11 = College or university/4th Year, 5th or higher year..... | 2379 | 4.10 |
| 98 = BLANK (NO ANSWER)..... | 3238 | 5.58 |
| 99 = LEGITIMATE SKIP..... | 38576 | 66.47 |

Are you a full-time student or a part-time student?

Will you be a full-time student or a part-time student?

(QD19)

EDUFULPAR

Len : 2 FULL OR PART TIME

| | Freq | Pct |
|---------------------------------------|-------------|------------|
| 1 = FULL-TIME..... | 13943 | 24.03 |
| 2 = PART-TIME..... | 2356 | 4.06 |
| 85 = BAD DATA Logically assigned..... | 4 | 0.01 |
| 94 = DON'T KNOW..... | 302 | 0.52 |
| 97 = REFUSED..... | 266 | 0.46 |
| 98 = BLANK (NO ANSWER)..... | 2587 | 4.46 |
| 99 = LEGITIMATE SKIP..... | 38576 | 66.47 |

EDUCATION

During the past 30 days, that is, from [DATEFILL] up to and including today, how many whole days of school did you miss because you were sick or injured? Please do not include days you missed because you stayed home with a sick child or other family member.

(QD20)

EDUSCKMON

Len : 2 HOW MANY DAYS MISSED SCHOOL FROM SICK

| | Freq | Pct |
|--|-------|-------|
| RANGE = 1 - 30 | 3445 | 5.94 |
| 0 = None | 8289 | 14.28 |
| 85 = BAD DATA Logically assigned | 4 | 0.01 |
| 90 = SCHOOL NOT IN SESSION | 1828 | 3.15 |
| 94 = DON'T KNOW | 342 | 0.59 |
| 97 = REFUSED | 34 | 0.06 |
| 98 = BLANK (NO ANSWER) | 3160 | 5.45 |
| 99 = LEGITIMATE SKIP | 40932 | 70.53 |

What is your best estimate of the number of whole days of school you missed because you were sick or injured during the past 30 days?

(QD20DKRE)

EDUSCKEST

Len : 2 BEST ESTIMATE # DAYS MISSED BECAUSE SICK OR INURED

| | Freq | Pct |
|---|-------|-------|
| 1 = 0 days | 89 | 0.15 |
| 2 = 1 day | 24 | 0.04 |
| 3 = 2 days | 27 | 0.05 |
| 4 = 3 to 5 days | 52 | 0.09 |
| 5 = 6 or more days | 32 | 0.06 |
| 6 = School was not in session during the past 30 days | 26 | 0.04 |
| 94 = DON'T KNOW | 111 | 0.19 |
| 97 = REFUSED | 15 | 0.03 |
| 98 = BLANK (NO ANSWER) | 3164 | 5.45 |
| 99 = LEGITIMATE SKIP | 54494 | 93.90 |

NOTE: EDUSCKCOM is a recoded variable that incorporates data from EDUSCKMON (if respondents reported a valid number of days that they missed school in QD20 or they reported that school was not in session) or EDUSCKEST (if respondents were asked question QD20DKRE because they answered QD20 as "don't know" or "refused"). If respondents reported in QD20DKRE that they missed school on "3 to 5 days" or on "6 or more days," then EDUSCKCOM was assigned the value at the midpoint in the range (i.e., 4 days or 18 days, respectively).

(QD20, QD20DKRE)

EDUSCKCOM

Len : 2 RC - HOW MANY DAYS MISSED SCHOOL FROM SICK (COMBINED)

| | Freq | Pct |
|----------------------------------|-------|-------|
| RANGE = 0 - 30 | 11958 | 20.61 |
| 90 = SCHOOL NOT IN SESSION | 1854 | 3.19 |
| 94 = DON'T KNOW | 111 | 0.19 |
| 97 = REFUSED | 15 | 0.03 |
| 98 = BLANK (NO ANSWER) | 3164 | 5.45 |
| 99 = LEGITIMATE SKIP | 40932 | 70.53 |

During the past 30 days, that is since [DATEFILL], how many whole days did you miss because you skipped or "cut" or just didn't want to be there? Please do not include days you missed because you stayed home with a sick child or other family member.

(QD21)

EDUSKPMON

Len : 2 HOW MANY DAYS MISSED SCHOOL FROM SKIPPING

| | Freq | Pct |
|--|-------|-------|
| RANGE = 1 - 30 | 2319 | 4.00 |
| 0 = None | 9510 | 16.39 |
| 85 = BAD DATA Logically assigned | 4 | 0.01 |
| 94 = DON'T KNOW | 219 | 0.38 |
| 97 = REFUSED | 35 | 0.06 |
| 98 = BLANK (NO ANSWER) | 3161 | 5.45 |
| 99 = LEGITIMATE SKIP | 42786 | 73.73 |

EDUCATION

What is your best estimate of the number of whole days of school you missed because you skipped or 'cut' or just didn't want to be there during the past 30 days?

(QD21DKRE)
EDUSKPEST

Len : 2 BEST ESTIMATE # DAYS MISSED BECAUSE SKIPPED OR CUT

| | Freq | Pct |
|-----------------------------|-------|-------|
| 1 = 0 days..... | 82 | 0.14 |
| 2 = 1 day..... | 12 | 0.02 |
| 3 = 2 days..... | 13 | 0.02 |
| 4 = 3 to 5 days..... | 13 | 0.02 |
| 5 = 6 or more days..... | 14 | 0.02 |
| 94 = DON'T KNOW..... | 97 | 0.17 |
| 97 = REFUSED..... | 22 | 0.04 |
| 98 = BLANK (NO ANSWER)..... | 3166 | 5.46 |
| 99 = LEGITIMATE SKIP..... | 54615 | 94.11 |

NOTE: EDUSKPCOM is a recoded variable that incorporates data from EDUSKPMON (if respondents reported a valid number of days that they missed school in QD21) or EDUSKPEST (if respondents were asked question QD21DKRE because they answered QD21 as "don't know" or "refused"). If respondents reported in QD21DKRE that they missed school on "3 to 5 days" or on "6 or more days," then EDUSKPCOM was assigned the value at the midpoint in the range (i.e., 4 days or 18 days, respectively).

(QD21, QD21DKRE)
EDUSKPCOM

Len : 2 RC - HOW MANY DAYS MISSED SCHOOL FROM SKIPPING (COMBINED)

| | Freq | Pct |
|-----------------------------|-------|-------|
| RANGE = 0 - 30..... | 11963 | 20.61 |
| 94 = DON'T KNOW..... | 97 | 0.17 |
| 97 = REFUSED..... | 22 | 0.04 |
| 98 = BLANK (NO ANSWER)..... | 3166 | 5.46 |
| 99 = LEGITIMATE SKIP..... | 42786 | 73.73 |

For this question, please consider only the family members listed below, whether or not they live with you.

- Your spouse
- Your unmarried partner
- Your mother
- Your father
- Your son or sons
- Your daughter or daughters
- Your brother or brothers
- Your sister or sisters

Please include only these family members, whether they are biological, step or adoptive. Are any of these family members currently serving in the United States military? Press F2 to see and hear a definition of "military."

(QD10D)
MILTFAMILY

Len : 2 ANY IMMEDIATE FAMILY CURRENTLY IN US MILITARY

| | Freq | Pct |
|---------------------------------------|-------|-------|
| 1 = Yes..... | 4478 | 7.72 |
| 2 = No..... | 50974 | 87.83 |
| 85 = BAD DATA Logically assigned..... | 93 | 0.16 |
| 94 = DON'T KNOW..... | 312 | 0.54 |
| 97 = REFUSED..... | 254 | 0.44 |
| 98 = BLANK (NO ANSWER)..... | 1923 | 3.31 |

(QD10E1, QD10E2)
MILTSPPAR

Len : 2 SPOUSE OR PARTNER IN MILITARY

| | Freq | Pct |
|---------------------------------------|-------|-------|
| 1 = Yes..... | 1033 | 1.78 |
| 2 = No..... | 2584 | 4.45 |
| 85 = BAD DATA Logically assigned..... | 56 | 0.10 |
| 94 = DON'T KNOW..... | 513 | 0.88 |
| 97 = REFUSED..... | 301 | 0.52 |
| 98 = BLANK (NO ANSWER)..... | 2573 | 4.43 |
| 99 = LEGITIMATE SKIP..... | 50974 | 87.83 |

EDUCATION

(QD10E3, QD10E4)

MILTPARNT

Len : 2 FATHER OR MOTHER IN MILITARY

| | Freq | Pct |
|---------------------------------------|-------------|------------|
| 1 = Yes..... | 746 | 1.29 |
| 2 = No..... | 2865 | 4.94 |
| 85 = BAD DATA Logically assigned..... | 75 | 0.13 |
| 94 = DON'T KNOW..... | 513 | 0.88 |
| 97 = REFUSED..... | 301 | 0.52 |
| 98 = BLANK (NO ANSWER)..... | 2560 | 4.41 |
| 99 = LEGITIMATE SKIP..... | 50974 | 87.83 |

(QD10E5, QD10E6)

MILTCHLDR

Len : 2 SON OR DAUGHTER IN MILITARY

| | Freq | Pct |
|---------------------------------------|-------------|------------|
| 1 = Yes..... | 595 | 1.03 |
| 2 = No..... | 3001 | 5.17 |
| 85 = BAD DATA Logically assigned..... | 96 | 0.17 |
| 94 = DON'T KNOW..... | 513 | 0.88 |
| 97 = REFUSED..... | 301 | 0.52 |
| 98 = BLANK (NO ANSWER)..... | 2554 | 4.40 |
| 99 = LEGITIMATE SKIP..... | 50974 | 87.83 |

(QD10E7, QD10E8)

MILTSIBLN

Len : 2 SISTER OR BROTHER IN MILITARY

| | Freq | Pct |
|---------------------------------------|-------------|------------|
| 1 = Yes..... | 1506 | 2.60 |
| 2 = No..... | 2111 | 3.64 |
| 85 = BAD DATA Logically assigned..... | 49 | 0.08 |
| 94 = DON'T KNOW..... | 513 | 0.88 |
| 97 = REFUSED..... | 301 | 0.52 |
| 98 = BLANK (NO ANSWER)..... | 2580 | 4.45 |
| 99 = LEGITIMATE SKIP..... | 50974 | 87.83 |

RECODED EDUCATION

RECODED EDUCATION

(AGE3, EDUFULPAR, EDUSCHGRD2, EDUSCHLGO)

ENRLCOLLFT2 Len : 1 RC-COLLEGE ENROLLMENT-FULL TIME

| | Freq | Pct |
|--|-------------|------------|
| 1 = Full Time College Student Aged 18-22 | 2910 | 5.01 |
| 2 = Other Persons Aged 18-22 | 5145 | 8.87 |
| 3 = Unknwn Enrollment or not College Aged..... | 49979 | 86.12 |

(AGE3, EDUFULPAR, EDUSCHGRD2, EDUSCHLGO)

ENRLCOLLST2 Len : 1 RC-COLLEGE ENROLLMENT

| | Freq | Pct |
|--|-------------|------------|
| 1 = Full Time College Student Aged 18-22 | 2910 | 5.01 |
| 2 = Part Time College Student Aged 18-22 | 598 | 1.03 |
| 3 = Not Enrolled Aged 18-22..... | 3763 | 6.48 |
| 4 = Other Persons Aged 18-22 | 784 | 1.35 |
| 5 = Unknwn Enrollment or not College Aged..... | 49979 | 86.12 |

EMPLOYMENT

EMPLOYMENT

(*WRK35WKUS, WRKDPSTWK, WRKDPSTYR, WRKEFFORT, WRKRSNJOB, WRKRSNNOT*)
WRKSTATWK2 Len : 2 WORK SITUATION IN PAST WEEK - RECODE

| | Freq | Pct |
|---|-------------|------------|
| 1 = Worked at full-time job, past week | 20691 | 35.65 |
| 2 = Worked at part time job, past week..... | 6689 | 11.53 |
| 3 = Has job or volunteer worker, did not work past wk | 2926 | 5.04 |
| 4 = Unemployed/on layoff, looking for work..... | 2559 | 4.41 |
| 5 = Disabled..... | 1738 | 2.99 |
| 6 = Keeping house full-time..... | 2211 | 3.81 |
| 7 = In school/training..... | 3385 | 5.83 |
| 8 = Retired..... | 4467 | 7.70 |
| 9 = Does not have a job, some other reason..... | 5555 | 9.57 |
| 98 = BLANK (NO ANSWER) | 2367 | 4.08 |
| 99 = LEGITIMATE SKIP..... | 5446 | 9.38 |

The next questions are about working. Did you work at a job or business at any time last week? By last week, I mean the week beginning on Sunday, [STARTDATE] and ending on Saturday, [ENDDATE].

(*QD26*)
WRKDPSTWK Len : 2 WORK AT JOB LAST WEEK

| | Freq | Pct |
|--|-------------|------------|
| 1 = Yes..... | 27432 | 47.27 |
| 2 = No..... | 22794 | 39.28 |
| 4 = No LOGICALLY ASSIGNED | 42 | 0.07 |
| 85 = BAD DATA Logically assigned..... | 24 | 0.04 |
| 89 = LEGITIMATE SKIP Logically assigned..... | 1 | 0.00 |
| 94 = DON'T KNOW..... | 105 | 0.18 |
| 97 = REFUSED | 219 | 0.38 |
| 98 = BLANK (NO ANSWER) | 1972 | 3.40 |
| 99 = LEGITIMATE SKIP..... | 5445 | 9.38 |

Even though you did not work at any time last week, did you have a job or business?

(*QD27*)
WRKHADJOB Len : 2 DID YOU HAVE A JOB OR BUSINESS

| | Freq | Pct |
|--|-------------|------------|
| 1 = Yes..... | 2973 | 5.12 |
| 2 = No..... | 19755 | 34.04 |
| 4 = No LOGICALLY ASSIGNED | 42 | 0.07 |
| 85 = BAD DATA Logically assigned..... | 18 | 0.03 |
| 89 = LEGITIMATE SKIP Logically assigned..... | 1 | 0.00 |
| 94 = DON'T KNOW..... | 29 | 0.05 |
| 97 = REFUSED | 251 | 0.43 |
| 98 = BLANK (NO ANSWER) | 2088 | 3.60 |
| 99 = LEGITIMATE SKIP..... | 32877 | 56.65 |

How many hours did you work last week at all jobs or businesses?

(*QD28*)
WRKDHRSWK2 Len : 3 HOW MANY HOURS WORKED LAST WEEK

| | Freq | Pct |
|--|-------------|------------|
| RANGE = 1 - 60 | 26538 | 45.73 |
| 61 = 61 or more..... | 710 | 1.22 |
| 985 = BAD DATA Logically assigned..... | 4 | 0.01 |
| 994 = DON'T KNOW | 133 | 0.23 |
| 997 = REFUSED | 266 | 0.46 |
| 998 = BLANK (NO ANSWER)..... | 2101 | 3.62 |
| 999 = LEGITIMATE SKIP..... | 28282 | 48.73 |

EMPLOYMENT

Do you usually work 35 hours or more per week at all jobs or businesses?

(QD29)

WRK35WKUS

Len : 2 USUALLY WORK 35 OR MORE HRS PER WEEK

| | Freq | Pct |
|---------------------------------------|-------|-------|
| 1 = Yes..... | 22210 | 38.27 |
| 2 = No..... | 8132 | 14.01 |
| 85 = BAD DATA Logically assigned..... | 4 | 0.01 |
| 94 = DON'T KNOW..... | 36 | 0.06 |
| 97 = REFUSED..... | 272 | 0.47 |
| 98 = BLANK (NO ANSWER)..... | 2137 | 3.68 |
| 99 = LEGITIMATE SKIP..... | 25243 | 43.50 |

Which one of these reasons best describes why you did not work last week?

(QD30)

WRKRSNNOT

Len : 3 REASON FOR NOT WORKING AT JOB - PAST WK

| | Freq | Pct |
|--|-------|-------|
| 1 = On vacation/sick/furlough/strike/oth temp absence..... | 912 | 1.57 |
| 2 = On layoff and not looking for work..... | 82 | 0.14 |
| 3 = On layoff and looking for work..... | 98 | 0.17 |
| 4 = Waiting to report to a new job..... | 157 | 0.27 |
| 5 = Self-employed and did not have business last week..... | 404 | 0.70 |
| 6 = Going to school/training..... | 361 | 0.62 |
| 7 = Some other reason..... | 918 | 1.58 |
| 994 = DON'T KNOW..... | 26 | 0.04 |
| 997 = REFUSED..... | 264 | 0.45 |
| 998 = BLANK (NO ANSWER)..... | 2118 | 3.65 |
| 999 = LEGITIMATE SKIP..... | 52694 | 90.80 |

Which one of these reasons best describes why you did not have a job or business last week?

(QD31)

WRKRSNJOB

Len : 3 REASON FOR NOT HAVING A JOB - PAST WK

| | Freq | Pct |
|---|-------|-------|
| 1 = Looking for work..... | 3392 | 5.84 |
| 2 = On layoff and not looking for work..... | 566 | 0.98 |
| 3 = Keeping house or caring for children full time..... | 2213 | 3.81 |
| 4 = Going to school/training..... | 3385 | 5.83 |
| 5 = Retired..... | 4468 | 7.70 |
| 6 = Disabled for work..... | 1738 | 2.99 |
| 7 = Didn't want a job..... | 1166 | 2.01 |
| 8 = Some other reason..... | 2659 | 4.58 |
| 985 = BAD DATA Logically assigned..... | 18 | 0.03 |
| 989 = LEGITIMATE SKIP Logically assigned..... | 1 | 0.00 |
| 994 = DON'T KNOW..... | 100 | 0.17 |
| 997 = REFUSED..... | 343 | 0.59 |
| 998 = BLANK (NO ANSWER)..... | 2135 | 3.68 |
| 999 = LEGITIMATE SKIP..... | 35850 | 61.77 |

During the past 30 days, did you make specific efforts to find work? Include any contacts you made with anyone about a job, sending out resumes or applications, placing or answering ads. Do not include only reading job ads.

(QD32)

WRKEFFORT

Len : 2 PAST 30 DAYS, MAKE EFFORT TO FIND WORK

| | Freq | Pct |
|-----------------------------|-------|-------|
| 1 = Yes..... | 2464 | 4.25 |
| 2 = No..... | 918 | 1.58 |
| 94 = DON'T KNOW..... | 6 | 0.01 |
| 97 = REFUSED..... | 348 | 0.60 |
| 98 = BLANK (NO ANSWER)..... | 2252 | 3.88 |
| 99 = LEGITIMATE SKIP..... | 52046 | 89.68 |

EMPLOYMENT

Now, think about the past 12 months, from [DATEFILL] through today. Did you work at a job or business at any time during the past 12 months?

(QD33)

[WRKDPSTYR](#)

Len : 2 PAST 12 MOS, WORKED AT ANY JOB

| | Freq | Pct |
|--|-------|-------|
| 1 = Yes..... | 4784 | 8.24 |
| 2 = No..... | 15029 | 25.90 |
| 85 = BAD DATA Logically assigned..... | 20 | 0.03 |
| 89 = LEGITIMATE SKIP Logically assigned..... | 1 | 0.00 |
| 94 = DON'T KNOW..... | 123 | 0.21 |
| 97 = REFUSED..... | 238 | 0.41 |
| 98 = BLANK (NO ANSWER)..... | 1989 | 3.43 |
| 99 = LEGITIMATE SKIP..... | 35850 | 61.77 |

Have you been self-employed at any time during the past 12 months?

(QD34)

[WRKSELFEM](#)

Len : 2 PAST 12 MOS, SELF EMPLOYED

| | Freq | Pct |
|---|-------|-------|
| 1 = Yes..... | 5023 | 8.66 |
| 2 = No..... | 29682 | 51.15 |
| 5 = Yes LOGICALLY ASSIGNED (from skip pattern)..... | 404 | 0.70 |
| 85 = BAD DATA Logically assigned..... | 4 | 0.01 |
| 94 = DON'T KNOW..... | 44 | 0.08 |
| 97 = REFUSED..... | 266 | 0.46 |
| 98 = BLANK (NO ANSWER)..... | 2136 | 3.68 |
| 99 = LEGITIMATE SKIP..... | 20475 | 35.28 |

How many different employers, including yourself, have you had in the past 12 months?

(QD35, QD36)

[WRKNUMJOB2](#)

Len : 2 PAST 12 MOS, HOW MANY EMPLOYERS

| | Freq | Pct |
|---------------------------------------|-------|-------|
| 1 = One..... | 24646 | 42.47 |
| 2 = Two..... | 7256 | 12.50 |
| 3 = Three..... | 1922 | 3.31 |
| 4 = Four or more..... | 974 | 1.68 |
| 85 = BAD DATA Logically assigned..... | 4 | 0.01 |
| 94 = DON'T KNOW..... | 244 | 0.42 |
| 97 = REFUSED..... | 373 | 0.64 |
| 98 = BLANK (NO ANSWER)..... | 2140 | 3.69 |
| 99 = LEGITIMATE SKIP..... | 20475 | 35.28 |

During the past 12 months, was there ever a time when you did not have at least one job or business?

(QD37)

[WRKNJBPYR](#)

Len : 2 PAST 12 MOS, TIME WITH NO JOB

| | Freq | Pct |
|---------------------------------------|-------|-------|
| 1 = Yes..... | 6028 | 10.39 |
| 2 = No..... | 24291 | 41.86 |
| 85 = BAD DATA Logically assigned..... | 4 | 0.01 |
| 94 = DON'T KNOW..... | 41 | 0.07 |
| 97 = REFUSED..... | 284 | 0.49 |
| 98 = BLANK (NO ANSWER)..... | 2128 | 3.67 |
| 99 = LEGITIMATE SKIP..... | 25258 | 43.52 |

In how many weeks during the past 12 months did you not have at least one job or business?

(QD38)

[WRKNJBWKS](#)

Len : 2 HOW MANY WKS W/O JOB IN PAST 12 MOS

| | Freq | Pct |
|---------------------------------------|-------|-------|
| RANGE = 1 - 52..... | 5668 | 9.77 |
| 85 = BAD DATA Logically assigned..... | 47 | 0.08 |
| 94 = DON'T KNOW..... | 280 | 0.48 |
| 97 = REFUSED..... | 318 | 0.55 |
| 98 = BLANK (NO ANSWER)..... | 2172 | 3.74 |
| 99 = LEGITIMATE SKIP..... | 49549 | 85.38 |

EMPLOYMENT

In what year did you last work at a job or business?

(QD39A)

WRKLASTYR2

Len : 4 WHAT YEAR LAST WORKED

| | Freq | Pct |
|---|-------|-------|
| RANGE = 1983 - 2021 | 14298 | 24.64 |
| 1982 = 1982 or earlier | 120 | 0.21 |
| 9985 = BAD DATA Logically assigned | 40 | 0.07 |
| 9989 = LEGITIMATE SKIP Logically assigned | 1 | 0.00 |
| 9991 = NEVER WORKED AT A JOB OR BUSINESS | 4600 | 7.93 |
| 9994 = DON'T KNOW | 499 | 0.86 |
| 9997 = REFUSED | 258 | 0.44 |
| 9998 = BLANK (NO ANSWER) | 2368 | 4.08 |
| 9999 = LEGITIMATE SKIP | 35850 | 61.77 |

During the past 30 days, that is from [DATEFILL] up to and including today, how many whole days of work did you miss because you were sick or injured?

(QD40)

WRKSICKMO

Len : 2 # DAYS MISSED WORK FOR INJURY/ILLNESS PAST 30 DAYS

| | Freq | Pct |
|--|-------|-------|
| RANGE = 1 - 30 | 7003 | 12.07 |
| 0 = None | 23033 | 39.69 |
| 85 = BAD DATA Logically assigned | 61 | 0.11 |
| 94 = DON'T KNOW | 213 | 0.37 |
| 97 = REFUSED | 324 | 0.56 |
| 98 = BLANK (NO ANSWER) | 2157 | 3.72 |
| 99 = LEGITIMATE SKIP | 25243 | 43.50 |

During the past 30 days, that is from [DATEFILL] up to and including today, how many whole days of work did you miss because you just didn't want to be there? Please do not include days you missed because of a planned vacation or days that you stayed home with a sick child or other family member.

(QD41)

WRKSKIPMO

Len : 2 # DAYS SKIPPED WORK PAST 30 DAYS

| | Freq | Pct |
|--|-------|-------|
| RANGE = 1 - 30 | 3835 | 6.61 |
| 0 = None | 26239 | 45.21 |
| 85 = BAD DATA Logically assigned | 20 | 0.03 |
| 94 = DON'T KNOW | 195 | 0.34 |
| 97 = REFUSED | 341 | 0.59 |
| 98 = BLANK (NO ANSWER) | 2161 | 3.72 |
| 99 = LEGITIMATE SKIP | 25243 | 43.50 |

At your workplace, is there a written policy about employee use of alcohol or drugs?

(QD43)

WRKDRGPOL

Len : 2 WORKPLACE HAVE WRITTEN POLICY DRUG/ALCOHOL USE

| | Freq | Pct |
|--|-------|-------|
| 1 = Yes | 22762 | 39.22 |
| 2 = No | 6731 | 11.60 |
| 85 = BAD DATA Logically assigned | 4 | 0.01 |
| 94 = DON'T KNOW | 828 | 1.43 |
| 97 = REFUSED | 304 | 0.52 |
| 98 = BLANK (NO ANSWER) | 2162 | 3.73 |
| 99 = LEGITIMATE SKIP | 25243 | 43.50 |

EMPLOYMENT

Does this policy cover only alcohol, only drugs, or both alcohol and drugs?

(QD44)

WRKDRGALB

Len : 2 DID POLICY COVER ALCOHOL, DRUGS, OR BOTH

| | Freq | Pct |
|--|-------|-------|
| 1 = Only alcohol | 196 | 0.34 |
| 2 = Only drugs | 1295 | 2.23 |
| 3 = Both alcohol and drugs | 21020 | 36.22 |
| 85 = BAD DATA Logically assigned | 4 | 0.01 |
| 94 = DON'T KNOW | 240 | 0.41 |
| 97 = REFUSED | 312 | 0.54 |
| 98 = BLANK (NO ANSWER) | 2993 | 5.16 |
| 99 = LEGITIMATE SKIP | 31974 | 55.10 |

At your workplace, have you ever been given any educational information regarding the use of alcohol or drugs?

(QD45)

WRKDRGEDU

Len : 2 AT WORK, GIVEN EDUCATION ON DRUGS/ALC

| | Freq | Pct |
|--|-------|-------|
| 1 = Yes..... | 10345 | 17.83 |
| 2 = No..... | 19638 | 33.84 |
| 85 = BAD DATA Logically assigned | 4 | 0.01 |
| 94 = DON'T KNOW | 331 | 0.57 |
| 97 = REFUSED | 308 | 0.53 |
| 98 = BLANK (NO ANSWER) | 2165 | 3.73 |
| 99 = LEGITIMATE SKIP | 25243 | 43.50 |

Through your workplace, is there access to any type of employee assistance program or other type of counseling program for employees who have alcohol or drug-related problems?

(QD46)

WRKDRGHL P

Len : 2 ANY ASSISTANCE PROGRAM OFFERED THROUGH WRK

| | Freq | Pct |
|--|-------|-------|
| 1 = Yes..... | 15285 | 26.34 |
| 2 = No..... | 13551 | 23.35 |
| 85 = BAD DATA Logically assigned | 4 | 0.01 |
| 94 = DON'T KNOW | 1460 | 2.52 |
| 97 = REFUSED | 311 | 0.54 |
| 98 = BLANK (NO ANSWER) | 2180 | 3.76 |
| 99 = LEGITIMATE SKIP | 25243 | 43.50 |

Does your workplace ever test its employees for alcohol use?

(QD47)

WRKTSTALC

Len : 2 WORKPLACE TESTS FOR ALCOHOL USAGE

| | Freq | Pct |
|--|-------|-------|
| 1 = Yes..... | 6098 | 10.51 |
| 2 = No..... | 23305 | 40.16 |
| 85 = BAD DATA Logically assigned | 4 | 0.01 |
| 94 = DON'T KNOW | 899 | 1.55 |
| 97 = REFUSED | 302 | 0.52 |
| 98 = BLANK (NO ANSWER) | 2183 | 3.76 |
| 99 = LEGITIMATE SKIP | 25243 | 43.50 |

Does your workplace ever test its employees for drug use?

(QD48)

WRKTSTDRG

Len : 2 WORKPLACE TESTS FOR DRUG USAGE

| | Freq | Pct |
|--|-------|-------|
| 1 = Yes..... | 12085 | 20.82 |
| 2 = No..... | 17446 | 30.06 |
| 85 = BAD DATA Logically assigned | 4 | 0.01 |
| 94 = DON'T KNOW | 766 | 1.32 |
| 97 = REFUSED | 305 | 0.53 |
| 98 = BLANK (NO ANSWER) | 2185 | 3.77 |
| 99 = LEGITIMATE SKIP | 25243 | 43.50 |

EMPLOYMENT

Does your workplace test its employees for drug or alcohol use as part of the hiring process?

(QD49)

WRKTSTHIR

Len : 2 TEST FOR DRUG/ALC AS HIRING PROCESS

| | Freq | Pct |
|---------------------------------------|-------|-------|
| 1 = Yes..... | 10356 | 17.84 |
| 2 = No..... | 1786 | 3.08 |
| 85 = BAD DATA Logically assigned..... | 4 | 0.01 |
| 94 = DON'T KNOW..... | 58 | 0.10 |
| 97 = REFUSED..... | 298 | 0.51 |
| 98 = BLANK (NO ANSWER)..... | 2981 | 5.14 |
| 99 = LEGITIMATE SKIP..... | 42551 | 73.32 |

Does your workplace test its employees for drug or alcohol use on a random basis?

(QD50)

WRKTSTRDM

Len : 2 TEST ON RANDOM BASIS

| | Freq | Pct |
|---------------------------------------|-------|-------|
| 1 = Yes..... | 6586 | 11.35 |
| 2 = No..... | 5351 | 9.22 |
| 85 = BAD DATA Logically assigned..... | 4 | 0.01 |
| 94 = DON'T KNOW..... | 260 | 0.45 |
| 97 = REFUSED..... | 299 | 0.52 |
| 98 = BLANK (NO ANSWER)..... | 2983 | 5.14 |
| 99 = LEGITIMATE SKIP..... | 42551 | 73.32 |

According to the policy at your workplace, what happens to an employee the first time he or she tests positive for illicit drugs?

(QD51)

WRKTST1ST

Len : 2 WHAT HAPPENS FIRST TIME CAUGHT

| | Freq | Pct |
|---|-------|-------|
| 1 = Handled on indiv basis/policy does not spec what..... | 4514 | 7.78 |
| 2 = Employee is fired..... | 3984 | 6.86 |
| 3 = Employee is referred for treatment or counseling..... | 2073 | 3.57 |
| 4 = Nothing happens..... | 70 | 0.12 |
| 5 = Something else happens..... | 534 | 0.92 |
| 85 = BAD DATA Logically assigned..... | 4 | 0.01 |
| 94 = DON'T KNOW..... | 999 | 1.72 |
| 97 = REFUSED..... | 316 | 0.54 |
| 98 = BLANK (NO ANSWER)..... | 2989 | 5.15 |
| 99 = LEGITIMATE SKIP..... | 42551 | 73.32 |

Would you be more or less likely to want to work for an employer that tests its employees for drug use as part of the hiring process?

(QD52)

WRKOKPREH

Len : 2 WOULD YOU WORK FOR EMP DOES DRUG TEST PRE-HIRE

| | Freq | Pct |
|---|-------|-------|
| 1 = More likely..... | 7321 | 12.62 |
| 2 = Less likely..... | 4061 | 7.00 |
| 3 = Would it make no difference to you..... | 18760 | 32.33 |
| 85 = BAD DATA Logically assigned..... | 4 | 0.01 |
| 94 = DON'T KNOW..... | 147 | 0.25 |
| 97 = REFUSED..... | 302 | 0.52 |
| 98 = BLANK (NO ANSWER)..... | 2196 | 3.78 |
| 99 = LEGITIMATE SKIP..... | 25243 | 43.50 |

Would you be more or less likely to want to work for an employer that tests its employees for drug or alcohol use on a random basis?

(QD53)

WRKOKRAND

Len : 2 WOULD YOU WORK FOR EMP DOES DRUG/ALC TEST RANDOMLY

| | Freq | Pct |
|---------------------------------------|-------|-------|
| 1 = More likely..... | 5881 | 10.13 |
| 2 = Less likely..... | 6405 | 11.04 |
| 3 = Would make no difference..... | 17852 | 30.76 |
| 85 = BAD DATA Logically assigned..... | 4 | 0.01 |
| 94 = DON'T KNOW..... | 140 | 0.24 |
| 97 = REFUSED..... | 306 | 0.53 |
| 98 = BLANK (NO ANSWER)..... | 2203 | 3.80 |
| 99 = LEGITIMATE SKIP..... | 25243 | 43.50 |

IMPUTED EMPLOYMENT

IMPUTED EMPLOYMENT

The following variable, IRWRKSTAT, replaces EMPSTATY that was created from 2001 to 2014. In 2015 employment questions moved from being interviewer-administered to being self-administered through ACASI. The name changes for employment variables reflect the break in comparability.

(WRKSTATWK2)

| | | | |
|------------------|--|-------------|------------|
| <u>IRWRKSTAT</u> | Len : 2 EMPLOYMENT STATUS - IMPUTATION REVISED | | |
| | | Freq | Pct |
| | 1 = Employed full time | 23222 | 40.01 |
| | 2 = Employed part time..... | 8419 | 14.51 |
| | 3 = Unemployed | 3407 | 5.87 |
| | 4 = Other (incl. not in labor force) | 17540 | 30.22 |
| | 99 = 12-14 year olds | 5446 | 9.38 |

(WRKSTATWK2)

| | | | |
|-------------------|--|-------------|------------|
| <u>IIRWRKSTAT</u> | Len : 1 EMPLOYMENT STATUS - IMPUTATION INDICATOR | | |
| | | Freq | Pct |
| | 1 = Employment status from questionnaire..... | 50159 | 86.43 |
| | 3 = Employment statistically imputed..... | 2429 | 4.19 |
| | 9 = 12-14 years old | 5446 | 9.38 |

(WRKSTATWK2)

| | | | |
|-------------------|---|-------------|------------|
| <u>I12WRKSTAT</u> | Len : 1 EMPLOYMENT STATUS - DETAILED IMPUTATION INDICATOR | | |
| | | Freq | Pct |
| | 1 = Employment status from questionnaire..... | 50159 | 86.43 |
| | 3 = Emp. statistically imputed (unrestricted)..... | 2367 | 4.08 |
| | 4 = Emp. stat. imp. (restr. to full-time or part-time)..... | 62 | 0.11 |
| | 9 = 12-14 years old | 5446 | 9.38 |

IRWRKSTAT18 is a recode of IRWRKSTAT and AGE3. Respondents aged 12-17 are assigned a skip code, regardless of their answers to the employment status questions.

(AGE3, IRWRKSTAT)

| | | | |
|--------------------|--|-------------|------------|
| <u>IRWRKSTAT18</u> | Len : 2 EMPLOYMENT STATUS 18+ - IMPUTATION REVISED | | |
| | | Freq | Pct |
| | 1 = Employed full time | 22947 | 39.54 |
| | 2 = Employed part time..... | 7001 | 12.06 |
| | 3 = Unemployed | 2896 | 4.99 |
| | 4 = Other (incl. not in labor force) | 14447 | 24.89 |
| | 99 = 12-17 year olds | 10743 | 18.51 |

(AGE3, IIRWRKSTAT)

| | | | |
|---------------------|--|-------------|------------|
| <u>IIRWRKSTAT18</u> | Len : 1 EMPLOYMENT STATUS 18+ - IMPUTATION INDICATOR | | |
| | | Freq | Pct |
| | 1 = Employment status from questionnaire..... | 44975 | 77.50 |
| | 3 = Employment statistically imputed..... | 2316 | 3.99 |
| | 9 = 12-17 years old | 10743 | 18.51 |

(AGE3, I12WRKSTAT)

| | | | |
|---------------------|---|-------------|------------|
| <u>I12WRKSTAT18</u> | Len : 1 EMPLOYMENT STATUS 18+ - DETAILED IMPUTATION INDICATOR | | |
| | | Freq | Pct |
| | 1 = Employment status from questionnaire..... | 44975 | 77.50 |
| | 3 = Emp. statistically imputed (unrestricted)..... | 2265 | 3.90 |
| | 4 = Emp. stat. imp. (restr. to full-time or part-time)..... | 51 | 0.09 |
| | 9 = 12-17 years old | 10743 | 18.51 |

HOUSEHOLD COMPOSITION (ROSTER)

HOUSEHOLD COMPOSITION (ROSTER)

NOTE: Starting from 2003, the following variable, EDFAM18, replaced the variable IRFAM18 (the imputation-revised indicator for having family members in the household aged 18 or older). Prior to 2003, the edited proxy variables were created using IRFAM18. However in 2003, the procedures for creating the edited proxy variables changed due to changes in the proxy questions in the questionnaire. The new procedures required an edited form of this indicator.

EDFAM18 Len : 2 RC-EDITED INDICATOR: FAMILY IN HH 18 OR OLDER

| | Freq | Pct |
|--|-------|-------|
| 0 = R has other family members >=18 | 45177 | 77.85 |
| 1 = R does not have other family members >=18..... | 10514 | 18.12 |
| 98 = UNKNOWN | 2343 | 4.04 |

(FRELAT10, FRELAT11, FRELAT12, FRELAT13, FRELAT14, FRELAT15, FRELAT16, FRELAT17, FRELAT18, FRELAT19, FRELAT20, FRELAT21, FRELAT22, FRELAT23, FRELAT24, FRELAT25, FRELATO2, FRELATO3, FRELATO4, FRELATO5, FRELATO6, FRELATO7, FRELATO8, FRELATO9, FRELATON)

IMOTHER Len : 1 RC-MOTHER IN HH

| | Freq | Pct |
|---|-------|-------|
| 1 = R is 12-17, mother in hh | 9770 | 16.83 |
| 2 = R is 12-17, no mother in hh..... | 901 | 1.55 |
| 3 = R is 12-17, don't know whether mother is in hh..... | 72 | 0.12 |
| 4 = R is 18 or older | 47291 | 81.49 |

(MRELAT10, MRELAT11, MRELAT12, MRELAT13, MRELAT14, MRELAT15, MRELAT16, MRELAT17, MRELAT18, MRELAT19, MRELAT20, MRELAT21, MRELAT22, MRELAT23, MRELAT24, MRELAT25, MRELATO2, MRELATO3, MRELATO4, MRELATO5, MRELATO6, MRELATO7, MRELATO8, MRELATO9, MRELATON)

IFATHER Len : 1 RC-FATHER IN HH

| | Freq | Pct |
|---|-------|-------|
| 1 = R is 12-17, father in hh | 7837 | 13.50 |
| 2 = R is 12-17, no father in hh | 2826 | 4.87 |
| 3 = R is 12-17, don't know whether father is in hh..... | 80 | 0.14 |
| 4 = R is 18 or older | 47291 | 81.49 |

NRCH17_2 Len : 1 RECODED # R's CHILDREN < 18 IN HOUSEHOLD

| | Freq | Pct |
|--------------------|-------|-------|
| RANGE = 0 - 2..... | 52542 | 90.54 |
| . = Missing..... | 2651 | 4.57 |
| 3 = 3 or more..... | 2841 | 4.90 |

IRHHSIZ2 Len : 1 RECODE - IMPUTATION-REVISED # PERSONS IN HH

| | Freq | Pct |
|--|-------|-------|
| 1 = One person in household..... | 6828 | 11.77 |
| 2 = Two people in household | 14961 | 25.78 |
| 3 = Three people in household..... | 12000 | 20.68 |
| 4 = Four people in household..... | 12596 | 21.70 |
| 5 = Five people in household | 6643 | 11.45 |
| 6 = 6 or more people in household..... | 5006 | 8.63 |

IHHSIZ2 Len : 1 IRHHSIZ2-IMPUTATION INDICATOR

| | Freq | Pct |
|-------------------------------------|-------|-------|
| 1 = Questionnaire data | 55652 | 95.90 |
| 3 = Statistically imputed data..... | 2382 | 4.10 |

IRK117_2 Len : 1 RECODE - IMPUTATION-REVISED # KIDS AGED<18 IN HH

| | Freq | Pct |
|--|-------|-------|
| 1 = No children under 18 | 29737 | 51.24 |
| 2 = One child under 18..... | 11004 | 18.96 |
| 3 = Two children under 18..... | 10056 | 17.33 |
| 4 = Three or more children under 18..... | 7237 | 12.47 |

IIRK117_2 Len : 1 IRK117_2-IMPUTATION INDICATOR

| | Freq | Pct |
|-------------------------------------|-------|-------|
| 1 = Questionnaire data | 55365 | 95.40 |
| 2 = Logically assigned data..... | 374 | 0.64 |
| 3 = Statistically imputed data..... | 2295 | 3.95 |

HOUSEHOLD COMPOSITION (ROSTER)

[IRHH65_2](#)

Len : 1 REC - IMPUTATION-REVISED # OF PER IN HH AGED>=65

| | Freq | Pct |
|--|-------------|------------|
| 1 = No people 65 or older in household | 48299 | 83.23 |
| 2 = One person 65 or older in household | 5968 | 10.28 |
| 3 = Two or more people 65 or older in household..... | 3767 | 6.49 |

[IRHH65_2](#)

Len : 1 IRHH65_2-IMPUTATION INDICATOR

| | Freq | Pct |
|-------------------------------------|-------------|------------|
| 1 = Questionnaire data | 55367 | 95.40 |
| 2 = Logically assigned data..... | 592 | 1.02 |
| 3 = Statistically imputed data..... | 2075 | 3.58 |

COVID-19

Since the beginning of the COVID-19 pandemic, how much, if at all, has COVID-19 negatively affected your emotional or mental health?

(COV1)

CONEGMMH

Len : 2 HOW COVID-19 NEGATIVELY AFFECTED MENTAL HEALTH

| | Freq | Pct |
|--|-------|-------|
| 1 = Not at all | 17698 | 30.50 |
| 2 = A little..... | 16373 | 28.21 |
| 3 = Some..... | 11571 | 19.94 |
| 4 = Quite a bit..... | 6397 | 11.02 |
| 5 = A lot..... | 3465 | 5.97 |
| 85 = BAD DATA Logically assigned | 27 | 0.05 |
| 94 = DON'T KNOW | 235 | 0.40 |
| 97 = REFUSED | 207 | 0.36 |
| 98 = BLANK (NO ANSWER) | 2061 | 3.55 |

How much, if at all, has the COVID-19 pandemic affected the amount of alcohol you drink?

(COV2)

COALCUSE

Len : 2 HOW COVID-19 AFFECTED AMOUNT OF ALCOHOL DRANK

| | Freq | Pct |
|---|-------|-------|
| 1 = I drink much less than before the COVID-19 pandemic | 6406 | 11.04 |
| 2 = I drink a little less than before the COVID-19 pandemic | 2769 | 4.77 |
| 3 = I drink about the same as before the COVID-19 pandemic..... | 18179 | 31.32 |
| 4 = I drink a little more than before the COVID-19 pandemic..... | 3899 | 6.72 |
| 5 = I drink much more than before the COVID-19 pandemic | 1090 | 1.88 |
| 85 = BAD DATA Logically assigned..... | 9 | 0.02 |
| 91 = NEVER USED ALCOHOL..... | 16302 | 28.09 |
| 93 = DID NOT USE ALCOHOL IN THE PAST 12 MOS..... | 6899 | 11.89 |
| 94 = DON'T KNOW | 518 | 0.89 |
| 97 = REFUSED | 380 | 0.65 |
| 98 = BLANK (NO ANSWER) | 1583 | 2.73 |

How much, if at all, has the COVID-19 pandemic affected your drug use other than alcohol?

By drugs we mean cannabis, which includes marijuana and hashish, cocaine, methamphetamine, heroin, fentanyl, hallucinogens, such as LSD, and prescription medications including benzodiazepines such as Xanax and Ativan, stimulants such as Ritalin and Adderall, and opioids such as hydrocodone or oxycodone.

(COV3)

CODRGUSE

Len : 2 HOW COVID-19 AFFECTED DRUG USE

| | Freq | Pct |
|---|-------|-------|
| 1 = I use much less than before the COVID-19 pandemic | 6338 | 10.92 |
| 2 = I use a little less than before the COVID-19 pandemic | 905 | 1.56 |
| 3 = I use about the same as before the COVID-19 pandemic..... | 11426 | 19.69 |
| 4 = I use a little more than before the COVID-19 pandemic..... | 1707 | 2.94 |
| 5 = I use much more than before the COVID-19 pandemic | 857 | 1.48 |
| 83 = DID NOT USE DRUGS IN THE PAST 12 MOS Logically assigned..... | 197 | 0.34 |
| 85 = BAD DATA Logically assigned..... | 24 | 0.04 |
| 91 = NEVER USED DRUGS | 17957 | 30.94 |
| 93 = DID NOT USE DRUGS IN THE PAST 12 MOS | 14140 | 24.37 |
| 94 = DON'T KNOW | 1498 | 2.58 |
| 97 = REFUSED | 1090 | 1.88 |
| 98 = BLANK (NO ANSWER) | 1895 | 3.27 |

How often have you had serious financial worries because of the COVID-19 pandemic?

(COV4)

COFINANC

Len : 2 HOW OFTEN HAD SERIOUS FINANCIAL WORRIES DUE TO COVID-19

| | Freq | Pct |
|---------------------------------------|-------|-------|
| 1 = All the time..... | 4692 | 8.08 |
| 2 = Nearly all the time | 3269 | 5.63 |
| 3 = Some of the time..... | 12471 | 21.49 |
| 4 = Rarely | 12284 | 21.17 |
| 5 = Never | 22513 | 38.79 |
| 85 = BAD DATA Logically assigned..... | 27 | 0.05 |
| 94 = DON'T KNOW | 423 | 0.73 |
| 97 = REFUSED | 262 | 0.45 |
| 98 = BLANK (NO ANSWER) | 2093 | 3.61 |

COVID-19

Because of the COVID-19 pandemic in the U.S., did you experience any of the following in your access to mental health treatment?

Appointments moved from in-person to telehealth?

(COV6A)

COMHTELE

Len : 2 MENTAL HLTH APPTS MOVED TO TELEHEALTH DUE TO COVID-19

| | Freq | Pct |
|---------------------------------------|-------|-------|
| 1 = Yes..... | 11629 | 20.04 |
| 2 = No..... | 18761 | 32.33 |
| 3 = Does not apply..... | 24724 | 42.60 |
| 85 = BAD DATA Logically assigned..... | 26 | 0.04 |
| 94 = DON'T KNOW..... | 506 | 0.87 |
| 97 = REFUSED..... | 275 | 0.47 |
| 98 = BLANK (NO ANSWER)..... | 2113 | 3.64 |

Delays or cancellations in appointments?

(COV6B)

COMHAPTDL

Len : 2 DELAYS/CANCELLATIONS IN MENTAL HLTH APPTS DUE TO COVID-19

| | Freq | Pct |
|---------------------------------------|-------|-------|
| 1 = Yes..... | 10394 | 17.91 |
| 2 = No..... | 21288 | 36.68 |
| 3 = Does not apply..... | 23485 | 40.47 |
| 85 = BAD DATA Logically assigned..... | 26 | 0.04 |
| 94 = DON'T KNOW..... | 471 | 0.81 |
| 97 = REFUSED..... | 256 | 0.44 |
| 98 = BLANK (NO ANSWER)..... | 2114 | 3.64 |

Delays in getting prescriptions?

(COV6C)

COMHRXDL

Len : 2 DELAYS GETTING MENTAL HLTH PRESCRIPTIONS DUE TO COVID-19

| | Freq | Pct |
|---------------------------------------|-------|-------|
| 1 = Yes..... | 3818 | 6.58 |
| 2 = No..... | 26217 | 45.18 |
| 3 = Does not apply..... | 25133 | 43.31 |
| 85 = BAD DATA Logically assigned..... | 26 | 0.04 |
| 94 = DON'T KNOW..... | 471 | 0.81 |
| 97 = REFUSED..... | 255 | 0.44 |
| 98 = BLANK (NO ANSWER)..... | 2114 | 3.64 |

Unable to access needed care resulting in moderate to severe impact on health?

(COV6D)

COMHSVHLT

Len : 2 LACK OF MNTL HLTH CARE CAUSED IMPACT TO HLTH DUE TO COVID-19

| | Freq | Pct |
|---------------------------------------|-------|-------|
| 1 = Yes..... | 2754 | 4.75 |
| 2 = No..... | 26937 | 46.42 |
| 3 = Does not apply..... | 25420 | 43.80 |
| 85 = BAD DATA Logically assigned..... | 25 | 0.04 |
| 94 = DON'T KNOW..... | 525 | 0.90 |
| 97 = REFUSED..... | 259 | 0.45 |
| 98 = BLANK (NO ANSWER)..... | 2114 | 3.64 |

Because of the COVID-19 pandemic in the U.S., did you experience any of the following in your access to substance use treatment?

Appointments moved from in-person to telehealth?

(COV7A)

COSUTELE

Len : 2 SUB USE TRMT APPTS MOVED TO TELEHEALTH DUE TO COVID-19

| | Freq | Pct |
|---------------------------------------|-------|-------|
| 1 = Yes..... | 4192 | 7.22 |
| 2 = No..... | 16710 | 28.79 |
| 3 = Does not apply..... | 34178 | 58.89 |
| 85 = BAD DATA Logically assigned..... | 25 | 0.04 |
| 94 = DON'T KNOW..... | 518 | 0.89 |
| 97 = REFUSED..... | 274 | 0.47 |
| 98 = BLANK (NO ANSWER)..... | 2137 | 3.68 |

COVID-19

Delays or cancellations in appointments?

(COV7B)

COSUAPTDL

Len : 2 DELAYS/CANCELLATIONS IN SUB USE TRMT APPTS DUE TO COVID-19

| | Freq | Pct |
|---------------------------------------|-------|-------|
| 1 = Yes..... | 3986 | 6.87 |
| 2 = No..... | 17387 | 29.96 |
| 3 = Does not apply..... | 33723 | 58.11 |
| 85 = BAD DATA Logically assigned..... | 25 | 0.04 |
| 94 = DON'T KNOW..... | 510 | 0.88 |
| 97 = REFUSED..... | 266 | 0.46 |
| 98 = BLANK (NO ANSWER)..... | 2137 | 3.68 |

Delays in getting prescriptions?

(COV7C)

COSURXDL

Len : 2 DELAYS GETTING SUB USE TRMT PRESCRIPTIONS DUE TO COVID-19

| | Freq | Pct |
|---------------------------------------|-------|-------|
| 1 = Yes..... | 1847 | 3.18 |
| 2 = No..... | 19039 | 32.81 |
| 3 = Does not apply..... | 34206 | 58.94 |
| 85 = BAD DATA Logically assigned..... | 25 | 0.04 |
| 94 = DON'T KNOW..... | 515 | 0.89 |
| 97 = REFUSED..... | 265 | 0.46 |
| 98 = BLANK (NO ANSWER)..... | 2137 | 3.68 |

Unable to access needed care resulting in moderate to severe impact on health?

(COV7D)

COSUSVHLT

Len : 2 LACK OF SUB USE TRMT CAUSED IMPACT TO HLTH DUE TO COVID-19

| | Freq | Pct |
|---------------------------------------|-------|-------|
| 1 = Yes..... | 1376 | 2.37 |
| 2 = No..... | 19187 | 33.06 |
| 3 = Does not apply..... | 34497 | 59.44 |
| 85 = BAD DATA Logically assigned..... | 25 | 0.04 |
| 94 = DON'T KNOW..... | 534 | 0.92 |
| 97 = REFUSED..... | 278 | 0.48 |
| 98 = BLANK (NO ANSWER)..... | 2137 | 3.68 |

Because of the COVID-19 pandemic in the U.S., did you experience any of the following in your access to medical care?

Appointments moved from in-person to telehealth?

(COV8A)

COHCTELE

Len : 2 MEDICAL APPTS MOVED TO TELEHEALTH DUE TO COVID-19

| | Freq | Pct |
|---------------------------------------|-------|-------|
| 1 = Yes..... | 15610 | 26.90 |
| 2 = No..... | 24468 | 42.16 |
| 3 = Does not apply..... | 14993 | 25.83 |
| 85 = BAD DATA Logically assigned..... | 25 | 0.04 |
| 94 = DON'T KNOW..... | 516 | 0.89 |
| 97 = REFUSED..... | 273 | 0.47 |
| 98 = BLANK (NO ANSWER)..... | 2149 | 3.70 |

Delays or cancellations in appointments?

(COV8B)

COHCAPDL

Len : 2 DELAYS/CANCELLATIONS IN MEDICAL APPTS DUE TO COVID-19

| | Freq | Pct |
|---------------------------------------|-------|-------|
| 1 = Yes..... | 13443 | 23.16 |
| 2 = No..... | 26791 | 46.16 |
| 3 = Does not apply..... | 14838 | 25.57 |
| 85 = BAD DATA Logically assigned..... | 25 | 0.04 |
| 94 = DON'T KNOW..... | 527 | 0.91 |
| 97 = REFUSED..... | 260 | 0.45 |
| 98 = BLANK (NO ANSWER)..... | 2150 | 3.70 |

COVID-19

Delays in getting prescriptions?

(COV8C)

COHCRXDL

Len : 2 DELAYS GETTING MEDICAL PRESCRIPTIONS DUE TO COVID-19

| | Freq | Pct |
|---------------------------------------|-------------|------------|
| 1 = Yes..... | 4507 | 7.77 |
| 2 = No..... | 33452 | 57.64 |
| 3 = Does not apply..... | 17124 | 29.51 |
| 85 = BAD DATA Logically assigned..... | 25 | 0.04 |
| 94 = DON'T KNOW..... | 515 | 0.89 |
| 97 = REFUSED..... | 261 | 0.45 |
| 98 = BLANK (NO ANSWER)..... | 2150 | 3.70 |

Unable to access needed care resulting in moderate to severe impact on health?

(COV8D)

COHCSVHLT

Len : 2 LACK OF MED CARE CAUSED IMPACT TO HLTH DUE TO COVID-19

| | Freq | Pct |
|---------------------------------------|-------------|------------|
| 1 = Yes..... | 2782 | 4.79 |
| 2 = No..... | 34242 | 59.00 |
| 3 = Does not apply..... | 18028 | 31.06 |
| 85 = BAD DATA Logically assigned..... | 25 | 0.04 |
| 94 = DON'T KNOW..... | 543 | 0.94 |
| 97 = REFUSED..... | 264 | 0.45 |
| 98 = BLANK (NO ANSWER)..... | 2150 | 3.70 |

RECORDED COVID-19

RECORDED COVID-19

(CONEGMH)
COCLNEGMH

| | | | |
|---------|---|-------------|------------|
| Len : 1 | RC-COLLAPSED HOW COVID-19 NEGATIVELY AFFECTED MENTAL HLTH | | |
| | . = Unknown (Otherwise)..... | Freq | Pct |
| | 1 = Not at all (CONEGMH=1)..... | 2530 | 4.36 |
| | 2 = A little or some (CONEGMH=2,3)..... | 17698 | 30.50 |
| | 3 = Quite a bit or a lot (CONEGMH=4,5)..... | 27944 | 48.15 |
| | | 9862 | 16.99 |

(COALCUSE)
COCLALCUSE

| | | | |
|---------|--|-------------|------------|
| Len : 1 | RC-COLLAPSED HOW COVID-19 AFFECTED AMOUNT ALCOHOL DRANK | | |
| | . = Unknown/No PY Alcohol Use (Otherwise)..... | Freq | Pct |
| | 1 = Drink much less or little less (COALCUSE=1,2)..... | 25691 | 44.27 |
| | 2 = Drink about the same (COALCUSE=3)..... | 9175 | 15.81 |
| | 3 = Drink a little more or much more (COALCUSE=4,5)..... | 18179 | 31.32 |
| | | 4989 | 8.60 |

(CODRGUSE)
COCLDRGUSE

| | | | |
|---------|--|-------------|------------|
| Len : 1 | RC-COLLAPSED HOW COVID-19 AFFECTED DRUG USE | | |
| | . = Unknown/No PY Drug Use (Otherwise)..... | Freq | Pct |
| | 1 = Use much less or little less (CODRGUSE=1,2)..... | 36801 | 63.41 |
| | 2 = Use about the same (CODRGUSE=3)..... | 7243 | 12.48 |
| | 3 = Use little more or much more (CODRGUSE=4,5)..... | 11426 | 19.69 |
| | | 2564 | 4.42 |

(COFINANC)
COCLFINANC

| | | | |
|---------|---|-------------|------------|
| Len : 1 | RC-COLLAPSE HOW OFTEN SERIOUS FINANCIAL WORRIES DUE COVID | | |
| | . = Unknown (Otherwise)..... | Freq | Pct |
| | 1 = All or nearly all the time (COFINANC=1,2)..... | 2805 | 4.83 |
| | 2 = Some of the time or rarely (COFINANC=3,4)..... | 7961 | 13.72 |
| | 3 = Never (COFINANC=5)..... | 24755 | 42.66 |
| | | 22513 | 38.79 |

(COMHTELE)
COMHTELE2

| | | | |
|---------|---|-------------|------------|
| Len : 1 | RC-MENTAL HEALTH APPTS MOVED TO TELEHEALTH DUE COVID-19 | | |
| | . = Unknown (Otherwise)..... | Freq | Pct |
| | 1 = Yes (COMHTELE=1)..... | 2920 | 5.03 |
| | 2 = No (COMHTELE=2)..... | 11629 | 20.04 |
| | 3 = Does not apply (COMHTELE=3)..... | 18761 | 32.33 |
| | | 24724 | 42.60 |

(COMHAPTDL)
COMHAPTDL2

| | | | |
|---------|---|-------------|------------|
| Len : 1 | RC-DELAYS/CANCELLATIONS IN MENTAL HLTH APPTS DUE COVID-19 | | |
| | . = Unknown (Otherwise)..... | Freq | Pct |
| | 1 = Yes (COMHAPTDL=1)..... | 2867 | 4.94 |
| | 2 = No (COMHAPTDL=2)..... | 10394 | 17.91 |
| | 3 = Does not apply (COMHAPTDL=3)..... | 21288 | 36.68 |
| | | 23485 | 40.47 |

(COMHRXDL)
COMHRXDL2

| | | | |
|---------|--|-------------|------------|
| Len : 1 | RC-DELAYS GETTING MENTAL HLTH PRESCRIPTIONS DUE COVID-19 | | |
| | . = Unknown (Otherwise)..... | Freq | Pct |
| | 1 = Yes (COMHRXDL=1)..... | 2866 | 4.94 |
| | 2 = No (COMHRXDL=2)..... | 3818 | 6.58 |
| | 3 = Does not apply (COMHRXDL=3)..... | 26217 | 45.18 |
| | | 25133 | 43.31 |

(COMHSVHLT)
COMHSVHLT2

| | | | |
|---------|---|-------------|------------|
| Len : 1 | RC-LACK MNTL HLTH CARE CAUSED IMPACT TO HLTH DUE COVID-19 | | |
| | . = Unknown (Otherwise)..... | Freq | Pct |
| | 1 = Yes (COMHSVHLT=1)..... | 2923 | 5.04 |
| | 2 = No (COMHSVHLT=2)..... | 2754 | 4.75 |
| | 3 = Does not apply (COMHSVHLT=3)..... | 26937 | 46.42 |
| | | 25420 | 43.80 |

RECODED COVID-19

(COSUTELE)
COSUTELE2

| | | |
|--|-------------|------------|
| Len : 1 RC-SUB USE TRT APPTS MOVED TO TELEHEALTH DUE TO COVID-19 | | |
| . = Unknown (Otherwise)..... | Freq | Pct |
| 1 = Yes (COSUTELE=1)..... | 2954 | 5.09 |
| 2 = No (COSUTELE=2)..... | 4192 | 7.22 |
| 3 = Does not apply (COSUTELE=3)..... | 16710 | 28.79 |
| | 34178 | 58.89 |

(COSUAPTDL)
COSUAPTDL2

| | | |
|---|-------------|------------|
| Len : 1 RC-DELAYS/CANCELLATIONS IN SUB USE TRT APPTS DUE COVID-19 | | |
| . = Unknown (Otherwise)..... | Freq | Pct |
| 1 = Yes (COSUAPTDL=1)..... | 2938 | 5.06 |
| 2 = No (COSUAPTDL=2)..... | 3986 | 6.87 |
| 3 = Does not apply (COSUAPTDL=3)..... | 17387 | 29.96 |
| | 33723 | 58.11 |

(COSURXDL)
COSURXDL2

| | | |
|--|-------------|------------|
| Len : 1 RC-DELAYS GETTING SUB USE TRT PRESCRIPTIONS DUE COVID-19 | | |
| . = Unknown (Otherwise)..... | Freq | Pct |
| 1 = Yes (COSURXDL=1)..... | 2942 | 5.07 |
| 2 = No (COSURXDL=2)..... | 1847 | 3.18 |
| 3 = Does not apply (COSURXDL=3)..... | 19039 | 32.81 |
| | 34206 | 58.94 |

(COSUSVHLT)
COSUSVHLT2

| | | |
|---|-------------|------------|
| Len : 1 RC-LACK OF SUB USE TRT CAUSED IMPACT TO HLTH DUE COVID-19 | | |
| . = Unknown (Otherwise)..... | Freq | Pct |
| 1 = Yes (COSUSVHLT=1)..... | 2974 | 5.12 |
| 2 = No (COSUSVHLT=2)..... | 1376 | 2.37 |
| 3 = Does not apply (COSUSVHLT=3)..... | 19187 | 33.06 |
| | 34497 | 59.44 |

(COHCTELE)
COHCTELE2

| | | |
|---|-------------|------------|
| Len : 1 RC-MED CARE APPOINTMENTS MOVED TO TELEHEALTH DUE COVID-19 | | |
| . = Unknown (Otherwise)..... | Freq | Pct |
| 1 = Yes (COHCTELE=1)..... | 2963 | 5.11 |
| 2 = No (COHCTELE=2)..... | 15610 | 26.90 |
| 3 = Does not apply (COHCTELE=3)..... | 24468 | 42.16 |
| | 14993 | 25.83 |

(COHCAPTDL)
COHCAPTDL2

| | | |
|---|-------------|------------|
| Len : 1 RC-DELAYS/CANCELLATIONS IN MED CARE APPTS DUE TO COVID-19 | | |
| . = Unknown (Otherwise)..... | Freq | Pct |
| 1 = Yes (COHCAPTDL=1)..... | 2962 | 5.10 |
| 2 = No (COHCAPTDL=2)..... | 13443 | 23.16 |
| 3 = Does not apply (COHCAPTDL=3)..... | 26791 | 46.16 |
| | 14838 | 25.57 |

(COHCRXDL)
COHCRXDL2

| | | |
|---|-------------|------------|
| Len : 1 RC-DELAYS GETTING MEDICAL CARE PRESCRIPTIONS DUE COVID-19 | | |
| . = Unknown (Otherwise)..... | Freq | Pct |
| 1 = Yes (COHCRXDL=1)..... | 2951 | 5.08 |
| 2 = No (COHCRXDL=2)..... | 4507 | 7.77 |
| 3 = Does not apply (COHCRXDL=3)..... | 33452 | 57.64 |
| | 17124 | 29.51 |

(COHCSVHLT)
COHCSVHLT2

| | | |
|--|-------------|------------|
| Len : 1 RC-LACK OF MED CARE CAUSED IMPACT TO HEALTH DUE COVID-19 | | |
| . = Unknown (Otherwise)..... | Freq | Pct |
| 1 = Yes (COHCSVHLT=1)..... | 2982 | 5.14 |
| 2 = No (COHCSVHLT=2)..... | 2782 | 4.79 |
| 3 = Does not apply (COHCSVHLT=3)..... | 34242 | 59.00 |
| | 18028 | 31.06 |

PROXY INFORMATION

PROXY INFORMATION

PRXRETRY was created starting in 2014 and indicates whether respondents younger than 18 selected another proxy if their previously selected proxy was unavailable.

(QP03A)

PRXRETRY

Len : 2 SELECTED PROXY UNAVAILABLE, OTHER PROXY AVAILABLE?

| | Freq | Pct |
|-----------------------------|-------------|------------|
| 2 = No..... | 1201 | 2.07 |
| 94 = DON'T KNOW..... | 161 | 0.28 |
| 97 = REFUSED..... | 69 | 0.12 |
| 98 = BLANK (NO ANSWER)..... | 3105 | 5.35 |
| 99 = LEGITIMATE SKIP..... | 53498 | 92.18 |

(HASJOIN)

PRXYDATA

Len : 2 IS PROXY ANSWERING INSURANCE/INCOME QS

| | Freq | Pct |
|--|-------------|------------|
| 1 = Yes..... | 13565 | 23.37 |
| 2 = No..... | 74 | 0.13 |
| 94 = DON'T KNOW..... | 170 | 0.29 |
| 97 = REFUSED..... | 74 | 0.13 |
| 98 = BLANK (NO ANSWER)..... | 3110 | 5.36 |
| 99 = LEGITIMATE SKIP (Respondent answering)..... | 41041 | 70.72 |

HEALTH INSURANCE

HEALTH INSURANCE

The next questions are about [SAMPLE MEMBER POSS] health insurance coverage and the kinds and amounts of income that [SAMPLE MEMBER] and other people in your family receive. This information will help in planning health care services and finding ways to lower costs of care.

NOTE: Beginning in 2003, respondents under the age of 65 who reported that they were covered by Medicare were asked to confirm their answer.

Several government programs provide medical care or help pay medical bills.

Medicare is a health insurance program for people aged 65 and older and for certain people with disabilities. Is [SAMPLE MEMBER A] covered by Medicare?

(QHI01, QHI01V)

MEDICARE

Len : 2 COVERED BY MEDICARE

| | Freq | Pct |
|-----------------------------|-------|-------|
| 1 = Yes..... | 6520 | 11.23 |
| 2 = No..... | 48484 | 83.54 |
| 94 = DON'T KNOW..... | 312 | 0.54 |
| 97 = REFUSED..... | 67 | 0.12 |
| 98 = BLANK (NO ANSWER)..... | 2651 | 4.57 |

NOTE: The variable CAIDCHIP was created from responses to the first question shown below for respondents who were aged 20 or older. For respondents who were aged 12 to 19, CAIDCHIP was created from responses to the two questions shown below. This variable replaces the variable MEDICAID that was present in prior years. Beginning in 2003, respondents aged 65 or older who reported that they were covered by Medicaid were asked to confirm their answer.

Medicaid is a public assistance program that pays for medical care for people with low income and people with disabilities. The Medicaid program in [STATE FILL] is also called [MEDIFILL]. Medicaid may also be called Medical Assistance.

Is [SAMPLE MEMBER A] covered by Medicaid?

Is [SAMPLE MEMBER A] currently covered by [CHIPFILL]?

(QHI02, QHI02A, QHI02V)

CAIDCHIP

Len : 2 COVERED BY MEDICAID/CHIP

| | Freq | Pct |
|---------------------------------------|-------|-------|
| 1 = Yes..... | 12973 | 22.35 |
| 2 = No..... | 41847 | 72.11 |
| 85 = BAD DATA Logically assigned..... | 95 | 0.16 |
| 94 = DON'T KNOW..... | 394 | 0.68 |
| 97 = REFUSED..... | 59 | 0.10 |
| 98 = BLANK (NO ANSWER)..... | 2666 | 4.59 |

There are certain programs that cover active duty and retired career military personnel and their dependents and survivors and also disabled veterans and their dependents and survivors.

Is [SAMPLE MEMBER A] currently covered by TRICARE, or CHAMPUS, CHAMPVA, the VA, or military health care?

(QHI03)

CHAMPUS

Len : 2 COV BY TRICARE, CHAMPUS, CHAMPVA, VA, MILITARY

| | Freq | Pct |
|-----------------------------|-------|-------|
| 1 = Yes..... | 2413 | 4.16 |
| 2 = No..... | 52680 | 90.77 |
| 94 = DON'T KNOW..... | 211 | 0.36 |
| 97 = REFUSED..... | 54 | 0.09 |
| 98 = BLANK (NO ANSWER)..... | 2676 | 4.61 |

HEALTH INSURANCE

Private health insurance can be obtained through work, such as through an employer, union, or professional association, by paying premiums directly to a health insurance company, or by purchasing a plan through the Health Insurance Marketplace. It includes coverage by a health maintenance organization or HMO, fee for service plans, and single service plans.

Is [SAMPLE MEMBER A] currently covered by private health insurance?

(QHI06)

PRVHLTIN

Len : 2 COVERED BY PRIVATE INSURANCE

| | Freq | Pct |
|-----------------------------|-------|-------|
| 1 = Yes..... | 33496 | 57.72 |
| 2 = No..... | 21361 | 36.81 |
| 94 = DON'T KNOW..... | 406 | 0.70 |
| 97 = REFUSED..... | 88 | 0.15 |
| 98 = BLANK (NO ANSWER)..... | 2683 | 4.62 |

Was [SAMPLE MEMBER POSS] private health insurance obtained through work, such as through an employer, union, or professional association? It can be through any family member's employment, not just [SAMPLE MEMBER POSS] employment.

(QHI07)

GRPHLTIN

Len : 2 PRIVATE PLAN OFFERED THROUGH EMPLOYER OR UNION

| | Freq | Pct |
|--|-------|-------|
| 1 = Yes..... | 29337 | 50.55 |
| 2 = No..... | 4071 | 7.01 |
| 94 = DON'T KNOW..... | 77 | 0.13 |
| 97 = REFUSED..... | 98 | 0.17 |
| 98 = BLANK (NO ANSWER)..... | 3090 | 5.32 |
| 99 = LEGITIMATE SKIP (PRVHLTIN = 2)..... | 21361 | 36.81 |

Does [SAMPLE MEMBER POSS] private health insurance include coverage for treatment for any of the following conditions?

Alcohol abuse or alcoholism?

(QHI08)

HLTINALC

Len : 2 ALCOHOL ABUSE OR ALCOHOLISM

| | Freq | Pct |
|--|-------|-------|
| 1 = Yes..... | 19432 | 33.48 |
| 2 = No..... | 6258 | 10.78 |
| 94 = DON'T KNOW..... | 7780 | 13.41 |
| 97 = REFUSED..... | 104 | 0.18 |
| 98 = BLANK (NO ANSWER)..... | 3099 | 5.34 |
| 99 = LEGITIMATE SKIP (PRVHLTIN = 2)..... | 21361 | 36.81 |

Drug abuse?

(QHI09)

HLTINDRG

Len : 2 DRUG ABUSE

| | Freq | Pct |
|--|-------|-------|
| 1 = Yes..... | 19448 | 33.51 |
| 2 = No..... | 6354 | 10.95 |
| 94 = DON'T KNOW..... | 7668 | 13.21 |
| 97 = REFUSED..... | 104 | 0.18 |
| 98 = BLANK (NO ANSWER)..... | 3099 | 5.34 |
| 99 = LEGITIMATE SKIP (PRVHLTIN = 2)..... | 21361 | 36.81 |

Mental or emotional problems?

(QHI10)

HLTINMNT

Len : 2 MENTAL OR EMOTIONAL DIFFICULTIES

| | Freq | Pct |
|--|-------|-------|
| 1 = Yes..... | 25085 | 43.22 |
| 2 = No..... | 4300 | 7.41 |
| 94 = DON'T KNOW..... | 4090 | 7.05 |
| 97 = REFUSED..... | 99 | 0.17 |
| 98 = BLANK (NO ANSWER)..... | 3099 | 5.34 |
| 99 = LEGITIMATE SKIP (PRVHLTIN = 2)..... | 21361 | 36.81 |

HEALTH INSURANCE

Is [SAMPLE MEMBER A] currently covered by any kind of health insurance, that is, any policy or program that provides or pays for medical care?

(QH11)

HLTINNOS

Len : 2 COVERED BY HEALTH INSUR (NOT OTHERWISE SPECIFIED)

| | Freq | Pct |
|-----------------------------|-------|-------|
| 1 = Yes..... | 1342 | 2.31 |
| 2 = No..... | 4898 | 8.44 |
| 94 = DON'T KNOW..... | 31 | 0.05 |
| 97 = REFUSED..... | 11 | 0.02 |
| 98 = BLANK (NO ANSWER)..... | 2654 | 4.57 |
| 99 = LEGITIMATE SKIP..... | 49098 | 84.60 |

During the past 12 months, that is from [DATE FILL] through today, was there any time when [SAMPLE MEMBER] did not have any kind of health insurance or coverage?

(QH13)

HLCNOTYR

Len : 2 ANYTIME DID NOT HAVE HEALTH INS/COVER PAST 12 MOS

| | Freq | Pct |
|---------------------------------------|-------|-------|
| 1 = Yes..... | 2549 | 4.39 |
| 2 = No..... | 47192 | 81.32 |
| 85 = BAD DATA Logically assigned..... | 5 | 0.01 |
| 94 = DON'T KNOW..... | 96 | 0.17 |
| 97 = REFUSED..... | 123 | 0.21 |
| 98 = BLANK (NO ANSWER)..... | 3171 | 5.46 |
| 99 = LEGITIMATE SKIP..... | 4898 | 8.44 |

During the past 12 months, that is from [DATE FILL] through today, about how many months [were you/was SAMPLE MEMBER] without any kind of health insurance or coverage?

(QH14)

HLCLNOTMO

Len : 2 PAST 12 MOS, HOW MANY MOS W/O COVERAGE

| | Freq | Pct |
|-----------------------------|-------|-------|
| RANGE = 1 - 12..... | 2530 | 4.36 |
| 94 = DON'T KNOW..... | 15 | 0.03 |
| 97 = REFUSED..... | 127 | 0.22 |
| 98 = BLANK (NO ANSWER)..... | 3272 | 5.64 |
| 99 = LEGITIMATE SKIP..... | 52090 | 89.76 |

About how long has it been since (SAMPLE MEMBER) last had any kind of health coverage?

(QH15)

HLCLAST

Len : 2 TIME SINCE LAST HAD HEALTH CARE COVERAGE

| | Freq | Pct |
|--|-------|-------|
| 1 = Within the past 6 months..... | 871 | 1.50 |
| 2 = More than 6 months ago, but within the past year..... | 509 | 0.88 |
| 3 = More than 1 year ago, but within the past 3 years..... | 1015 | 1.75 |
| 4 = More than 3 years ago..... | 1182 | 2.04 |
| 5 = Never had coverage..... | 1182 | 2.04 |
| 94 = DON'T KNOW..... | 95 | 0.16 |
| 97 = REFUSED..... | 149 | 0.26 |
| 98 = BLANK (NO ANSWER)..... | 3151 | 5.43 |
| 99 = LEGITIMATE SKIP..... | 49880 | 85.95 |

HEALTH INSURANCE

Which of the reasons on this card is the main reason why [SAMPLE MEMBER] stopped being covered by health insurance?

(QHI17)
HLLOSRSN

Len : 2 MAIN REASON STOPPED COVERED BY HEALTH INSURANCE

| | Freq | Pct |
|--|-------|-------|
| 1 = Pers in family w/health ins lost job/chng employer..... | 605 | 1.04 |
| 2 = Lost Medicaid/Med Assist b/c new job/incr income | 268 | 0.46 |
| 3 = Lost Medicaid/Med Assist some other reason..... | 263 | 0.45 |
| 4 = Cost is too high/can't afford premiums | 913 | 1.57 |
| 5 = Became ineligible because of age or leaving school | 337 | 0.58 |
| 6 = Employer does not offer coverage, or not eligible | 241 | 0.42 |
| 7 = Got divorced or separated from person w/insurance | 41 | 0.07 |
| 8 = Death of spouse or parent | 18 | 0.03 |
| 9 = Insurance company refused coverage | 26 | 0.04 |
| 10 = Don't need it..... | 244 | 0.42 |
| 11 = Received Medicaid/med insur only while pregnant | 82 | 0.14 |
| 12 = Some other reason..... | 529 | 0.91 |
| 85 = BAD DATA Logically assigned..... | 5 | 0.01 |
| 94 = DON'T KNOW | 80 | 0.14 |
| 97 = REFUSED | 165 | 0.28 |
| 98 = BLANK (NO ANSWER) | 3155 | 5.44 |
| 99 = LEGITIMATE SKIP..... | 51062 | 87.99 |

Which of the reasons on this card describe why [SAMPLE MEMBER] never had health insurance coverage?

(QHI18)
HLNVCOST

Len : 2 COST TOO HIGH

| | Freq | Pct |
|--------------------------------|-------|-------|
| 1 = Response entered | 440 | 0.76 |
| 6 = Response not entered | 727 | 1.25 |
| 94 = DON'T KNOW | 11 | 0.02 |
| 97 = REFUSED | 114 | 0.20 |
| 98 = BLANK (NO ANSWER) | 3243 | 5.59 |
| 99 = LEGITIMATE SKIP..... | 53499 | 92.19 |

(QHI18)
HLNVOPFR

Len : 2 EMPLOYER DOESN'T OFFER

| | Freq | Pct |
|--------------------------------|-------|-------|
| 1 = Response entered | 137 | 0.24 |
| 6 = Response not entered | 1030 | 1.77 |
| 94 = DON'T KNOW | 11 | 0.02 |
| 97 = REFUSED | 114 | 0.20 |
| 98 = BLANK (NO ANSWER) | 3243 | 5.59 |
| 99 = LEGITIMATE SKIP..... | 53499 | 92.19 |

(QHI18)
HLNVREF

Len : 2 INSURANCE COMPANY REFUSED COVERAGE

| | Freq | Pct |
|--------------------------------|-------|-------|
| 1 = Response entered | 25 | 0.04 |
| 6 = Response not entered | 1142 | 1.97 |
| 94 = DON'T KNOW | 11 | 0.02 |
| 97 = REFUSED | 114 | 0.20 |
| 98 = BLANK (NO ANSWER) | 3243 | 5.59 |
| 99 = LEGITIMATE SKIP..... | 53499 | 92.19 |

(QHI18)
HLNVNEED

Len : 2 DON'T NEED IT

| | Freq | Pct |
|--------------------------------|-------|-------|
| 1 = Response entered | 285 | 0.49 |
| 6 = Response not entered | 882 | 1.52 |
| 94 = DON'T KNOW | 11 | 0.02 |
| 97 = REFUSED | 114 | 0.20 |
| 98 = BLANK (NO ANSWER) | 3243 | 5.59 |
| 99 = LEGITIMATE SKIP..... | 53499 | 92.19 |

HEALTH INSURANCE

(QHI18)
HLNVSOR

Len : 2 NEVER HAD HLTH INS SOME OTHER REASON

| | Freq | Pct |
|--------------------------------|-------------|------------|
| 1 = Response entered | 384 | 0.66 |
| 6 = Response not entered | 783 | 1.35 |
| 94 = DON'T KNOW | 11 | 0.02 |
| 97 = REFUSED | 114 | 0.20 |
| 98 = BLANK (NO ANSWER) | 3243 | 5.59 |
| 99 = LEGITIMATE SKIP..... | 53499 | 92.19 |

IMPUTED HEALTH INSURANCE

IMPUTED HEALTH INSURANCE

(MEDICARE)
IRMEDICR

| | | | |
|---------|---|-------------|------------|
| Len : 1 | MEDICARE - IMPUTATION REVISED | | |
| | 1 = Yes, respondent does have Medicare | Freq | Pct |
| | 2 = No, respondent does not have Medicare | 6834 | 11.78 |
| | | 51200 | 88.22 |

(MEDICARE)
IIMEDICR

| | | | |
|---------|-------------------------------------|-------------|------------|
| Len : 1 | MEDICARE - IMPUTATION INDICATOR | | |
| | 1 = Questionnaire data | Freq | Pct |
| | 3 = Statistically imputed data..... | 55004 | 94.78 |
| | | 3030 | 5.22 |

(CAIDCHIP)
IRMCDCHP

| | | | |
|---------|--|-------------|------------|
| Len : 1 | MEDICAID/CHIP - IMPUTATION REVISED | | |
| | 1 = Yes, respondent does have Medicaid/CHIP | Freq | Pct |
| | 2 = No, respondent does not have Medicaid/CHIP | 13667 | 23.55 |
| | | 44367 | 76.45 |

(CAIDCHIP)
IIMCDCHP

| | | | |
|---------|--------------------------------------|-------------|------------|
| Len : 1 | MEDICAID/CHIP - IMPUTATION INDICATOR | | |
| | 1 = Questionnaire data | Freq | Pct |
| | 3 = Statistically imputed data..... | 54820 | 94.46 |
| | | 3214 | 5.54 |

(CHAMPUS)
IRCHMPUS

| | | | |
|---------|---|-------------|------------|
| Len : 1 | CHAMPUS - IMPUTATION REVISED | | |
| | 1 = Yes, R has Tricare, Champus, VA, Military health..... | Freq | Pct |
| | 2 = No, R doesn't have Tricare, Chmps, VA, Military health..... | 2535 | 4.37 |
| | | 55499 | 95.63 |

(CHAMPUS)
IICHMPUS

| | | | |
|---------|-------------------------------------|-------------|------------|
| Len : 1 | CHAMPUS - IMPUTATION INDICATOR | | |
| | 1 = Questionnaire data | Freq | Pct |
| | 3 = Statistically imputed data..... | 55093 | 94.93 |
| | | 2941 | 5.07 |

(PRVHLTIN)
IRPRVHLT

| | | | |
|---------|--|-------------|------------|
| Len : 1 | PRIVATE HEALTH INSURANCE - IMPUTATION REVISED | | |
| | 1 = Yes, R does have private health insurance | Freq | Pct |
| | 2 = No, R does not have private health insurance | 35396 | 60.99 |
| | | 22638 | 39.01 |

(PRVHLTIN)
IIPRVHLT

| | | | |
|---------|---|-------------|------------|
| Len : 1 | PRIVATE HEALTH INSURANCE - IMPUTATION INDICATOR | | |
| | 1 = Questionnaire data | Freq | Pct |
| | 3 = Statistically imputed data..... | 54857 | 94.53 |
| | | 3177 | 5.47 |

IMPUTED HEALTH INSURANCE

A respondent is eligible for the other health insurance question if they satisfied the following conditions.

- (1) Not covered by Medicare (IRMEDICR=2)
- (2) Not covered by Medicaid/CHIP (IRMCDCHP=2)
- (3) Not covered by Tricare, Champus, ChampVA, VA, or Military (IRCHMPUS=2)
- (4) Not covered by private insurance (IRPRVHLT=2)

Otherwise, they are not eligible and IROTHHLT=99.

(ANYHLT2, CAIDCHIP, CHAMPUS, IRCHMPUS, IRMCDCHP, IRMEDICR, IRPRVHLT, MEDICARE, PRVHLTIN)
IROTHHLT Len : 2 OTHER HEALTH INSURANCE - IMPUTATION REVISED

| | Freq | Pct |
|---|-------------|------------|
| 1 = Yes, R is covered by other health insurance..... | 1476 | 2.54 |
| 2 = No, R is not covered by other health insurance..... | 5394 | 9.29 |
| 99 = LEGITIMATE SKIP..... | 51164 | 88.16 |

(ANYHLT2, CAIDCHIP, CHAMPUS, IRCHMPUS, IRMCDCHP, IRMEDICR, IRPRVHLT, MEDICARE, PRVHLTIN)
IOTHHLT Len : 1 OTHER HEALTH INSURANCE - IMPUTATION INDICATOR

| | Freq | Pct |
|-------------------------------------|-------------|------------|
| 1 = Questionnaire data..... | 6240 | 10.75 |
| 3 = Statistically imputed data..... | 3256 | 5.61 |
| 9 = LEGITIMATE SKIP..... | 48538 | 83.64 |

RECODED HEALTH INSURANCE

RECODED HEALTH INSURANCE

NOTE: The variable HLCALLFG is a created "flag" variable that indicates when a respondent (or proxy) reported that the respondent was covered by all of the following: Medicare, Medicaid, the Children's Health Insurance Program (if aged 12 to 19), military health care, and private health insurance. The variable HLCALL99 also is a created "flag" variable that indicates when respondents were reported to be covered by Medicare, Medicaid, military health care, and private health insurance. This HLCALL99 variable is comparable to HLCALLFG in 1999, when these four types of health insurance were the only types of current coverage that were asked about in the interview.

| | | | |
|-----------------|--|-------|-------|
| <u>HLCALLFG</u> | Len : 2 FLAG IF EVERY FORM OF HEALTH INS REPORTED | | |
| | 1 = Answered yes to all current health insurance Qs..... | 34 | 0.06 |
| | 98 = BLANK (NO ANSWER) | 58000 | 99.94 |

| | | | |
|-----------------|---|-------|-------|
| <u>HLCALL99</u> | Len : 2 YES TO MEDICARE/MEDICAID/CHAMPUS/PRVHLTIN | | |
| | 1 = Yes..... | 34 | 0.06 |
| | 98 = BLANK (NO ANSWER) | 58000 | 99.94 |

NOTE: The following variable, ANYHLTI2, was created from the source variables MEDICARE, CAIDCHIP, CHAMPUS, PRVHLTIN, and HLTINNOS.

(CAIDCHIP, CHAMPUS, HLTINNOS, MEDICARE, PRVHLTIN)

| | | | |
|-----------------|--|-------|-------|
| <u>ANYHLTI2</u> | Len : 2 COVERED BY ANY HEALTH INSURANCE - RECODE | | |
| | 1 = Yes..... | 49880 | 85.95 |
| | 2 = No..... | 4898 | 8.44 |
| | 94 = DON'T KNOW | 465 | 0.80 |
| | 97 = REFUSED | 110 | 0.19 |
| | 98 = OTHER MISSING..... | 2681 | 4.62 |

For IRINSUR4, a respondent is classified as having any health insurance (IRINSUR4=1) if they satisfied ANY of the following conditions.

- (1) Covered by Medicare (IRMEDICR=1)
- (2) Covered by Medicaid/CHIP (IRMCDCHP=1)
- (3) Covered by Tricare, Champus, ChampVA, VA, or Military (IRCHMPUS=1)
- (4) Covered by private insurance (IRPRVHLT=1)
- (5) Covered by other health insurance (IROTTHHLT=1)

A respondent is classified as NOT having any health insurance (IRINSUR4=2) if they meet EVERY one of the following conditions

- (1) Not covered by Medicare (IRMEDICR=2)
- (2) Not covered by Medicaid/CHIP (IRMCDCHP=2)
- (3) Not covered by Tricare, Champus, ChampVA, VA, or Military (IRCHMPUS=2)
- (4) Not covered by private insurance (IRPRVHLT=2)
- (5) Not covered by other health insurance (IROTTHHLT=2)

(IRCHMPUS, IRMCDCHP, IRMEDICR, IROTTHHLT, IRPRVHLT)

| | | | |
|-----------------|---|-------|-------|
| <u>IRINSUR4</u> | Len : 1 RC-OVERALL HEALTH INSURANCE - IMPUTATION REVISED | | |
| | 1 = Yes, respondent is covered by health insurance | 52640 | 90.71 |
| | 2 = No, respondent is not covered by health insurance | 5394 | 9.29 |

(IRCHMPUS, IRMCDCHP, IRMEDICR, IROTTHHLT, IRPRVHLT)

| | | | |
|-----------------|--|-------|-------|
| <u>IIINSUR4</u> | Len : 1 RC-OVERALL HEALTH INSURANCE - IMPUTATION INDICATOR | | |
| | 1 = Questionnaire data | 54778 | 94.39 |
| | 3 = Statistically imputed data..... | 3256 | 5.61 |

(IRCHMPUS, IRMEDICR, IROTTHHLT)

| | | | |
|---------------|--|-------|-------|
| <u>OTHINS</u> | Len : 1 RC-HEALTH INSURANCE OTHER THAN PRIVATE, MEDICAID/CHIP | | |
| | 1 = Have Oth Hlth Insur (IRMEDICR=1 or IRCHMPUS=1 or IROTTHHLT=1)..... | 10221 | 17.61 |
| | 2 = Does not have Other Health Insurance (Otherwise)..... | 47813 | 82.39 |

INCOME

INCOME

NOTE: The order changed between 2015 and 2016 for the questions corresponding to CELLWRKNG and CELLNOTCL. In 2015, the question corresponding to CELLNOTCL appeared first. Review of the data for 2015 and 2016 suggested that any decreases in reports of coverage by telephones other than cell phones between 2015 and 2016 is likely to be attributable to overall declines in landline telephone coverage in the general population.

Do you or anyone at this address have a working cell phone?

(CELL2)

CELLWRKNG

Len : 2 WORKING CELL PHONE

| | Freq | Pct |
|-----------------------------|-------------|------------|
| 1 = Yes..... | 53376 | 91.97 |
| 2 = No..... | 1631 | 2.81 |
| 94 = DON'T KNOW..... | 30 | 0.05 |
| 97 = REFUSED..... | 121 | 0.21 |
| 98 = BLANK (NO ANSWER)..... | 2876 | 4.96 |

Is there at least one telephone at this address that is not a cell phone?

(CELL1)

CELLNOTCL

Len : 2 NOT A CELL PHONE

| | Freq | Pct |
|-----------------------------|-------------|------------|
| 1 = Yes..... | 13487 | 23.24 |
| 2 = No..... | 41542 | 71.58 |
| 94 = DON'T KNOW..... | 46 | 0.08 |
| 97 = REFUSED..... | 79 | 0.14 |
| 98 = BLANK (NO ANSWER)..... | 2880 | 4.96 |

IMPUTED INCOME

IMPUTED INCOME

| | | | |
|-----------------------------|---|-------------|------------|
| <u>IRFAMSOC</u> | Len : 1 FAM RECEIVE SS OR RR PAYMENTS - IMPUTATION REVISED | | |
| | 1 = Yes..... | Freq | Pct |
| | 2 = No..... | 10448 | 18.00 |
| | | 47586 | 82.00 |
| <u>IIFAMSOC</u> | Len : 1 FAM RECEIVE SS OR RR PAYMENTS - IMPUTATION INDICATOR | | |
| | 1 = Questionnaire data | Freq | Pct |
| | 3 = Statistically imputed data..... | 54671 | 94.21 |
| | | 3363 | 5.79 |
| <u>IRFAMSSI</u> | Len : 1 FAM RECEIVE SSI - IMPUTATION REVISED | | |
| | 1 = Yes..... | Freq | Pct |
| | 2 = No..... | 3853 | 6.64 |
| | | 54181 | 93.36 |
| <u>IIFAMSSI</u> | Len : 1 FAM RECEIVE SSI - IMPUTATION INDICATOR | | |
| | 1 = Questionnaire data | Freq | Pct |
| | 3 = Statistically imputed data..... | 54621 | 94.12 |
| | | 3413 | 5.88 |
| <u>IRFSTAMP</u> | Len : 1 RESP/OTH FAM MEM REC FOOD STAMPS - IMPUTATION REVISED | | |
| | 1 = Yes..... | Freq | Pct |
| | 2 = No..... | 9928 | 17.11 |
| | | 48106 | 82.89 |
| <u>IIFSTAMP</u> | Len : 1 RESP/OTH FAM MEM REC FOOD STAMPS - IMPUTATION INDICATOR | | |
| | 1 = Questionnaire data | Freq | Pct |
| | 3 = Statistically imputed data..... | 54786 | 94.40 |
| | | 3248 | 5.60 |
| <u>IRFAMPMT</u> | Len : 1 FAM RECEIVE PUBLIC ASSIST - IMPUTATION REVISED | | |
| | 1 = Yes..... | Freq | Pct |
| | 2 = No..... | 1192 | 2.05 |
| | | 56842 | 97.95 |
| <u>IIFAMPMT</u> | Len : 1 FAM RECEIVE PUBLIC ASSIST - IMPUTATION INDICATOR | | |
| | 1 = Questionnaire data | Freq | Pct |
| | 3 = Statistically imputed data..... | 54587 | 94.06 |
| | | 3447 | 5.94 |
| <u>IRFAMSVC</u> | Len : 1 FAM REC WELFARE/JOB PL/CHILDCARE - IMPUTATION REVISED | | |
| | 1 = Yes..... | Freq | Pct |
| | 2 = No..... | 1373 | 2.37 |
| | | 56661 | 97.63 |
| <u>IIFAMSVC</u> | Len : 1 FAM REC WELFARE/JOB PL/CHILDCARE - IMPUTATION INDICATOR | | |
| | 1 = Questionnaire data | Freq | Pct |
| | 3 = Statistically imputed data..... | 54789 | 94.41 |
| | | 3245 | 5.59 |
| <i>(IRFAMPMT, IRFAMSVC)</i> | | | |
| <u>IRWELMOS</u> | Len : 2 NO OF MONTHS ON WELFARE - IMPUTATION REVISED | | |
| | RANGE = 1 - 12..... | Freq | Pct |
| | 99 = LEGITIMATE SKIP..... | 2265 | 3.90 |
| | | 55769 | 96.10 |

IMPUTED INCOME

IWELMOS

Len : 1 NO OF MONTHS ON WELFARE - IMPUTATION INDICATOR

| | Freq | Pct |
|-------------------------------------|-------------|------------|
| 1 = Questionnaire data | 2098 | 3.62 |
| 3 = Statistically imputed data..... | 3599 | 6.20 |
| 9 = LEGITIMATE SKIP..... | 52337 | 90.18 |

IRPINC3

Len : 2 RECODE -RESP TOT INCOME - IMPUTATION REVISED

| | Freq | Pct |
|--|-------------|------------|
| 1 = Less than \$10,000 (Including Loss)..... | 21956 | 37.83 |
| 2 = \$10,000 - \$19,999 | 8137 | 14.02 |
| 3 = \$20,000 - \$29,999 | 5712 | 9.84 |
| 4 = \$30,000 - \$39,999 | 4718 | 8.13 |
| 5 = \$40,000 - \$49,999 | 3909 | 6.74 |
| 6 = \$50,000 - \$74,999 | 5937 | 10.23 |
| 7 = \$75,000 or more..... | 7665 | 13.21 |

IIPINC3

Len : 1 RECODE - RESP TOT INCOME - IMPUTATION INDICATOR

| | Freq | Pct |
|-------------------------------------|-------------|------------|
| 1 = Questionnaire data | 53091 | 91.48 |
| 3 = Statistically imputed data..... | 4943 | 8.52 |

IRFAMIN3

Len : 1 RECODE - TOT FAM INCOME - IMPUTATION REVISED

| | Freq | Pct |
|--|-------------|------------|
| 1 = Less than \$10,000 (Including Loss)..... | 4448 | 7.66 |
| 2 = \$10,000 - \$19,999 | 5528 | 9.53 |
| 3 = \$20,000 - \$29,999 | 5196 | 8.95 |
| 4 = \$30,000 - \$39,999 | 5132 | 8.84 |
| 5 = \$40,000 - \$49,999 | 5280 | 9.10 |
| 6 = \$50,000 - \$74,999 | 8640 | 14.89 |
| 7 = \$75,000 or more..... | 23810 | 41.03 |

IIFAMIN3

Len : 1 RECODE - TOT FAM INCOME - IMPUTATION INDICATOR

| | Freq | Pct |
|-------------------------------------|-------------|------------|
| 1 = Questionnaire data | 50712 | 87.38 |
| 3 = Statistically imputed data..... | 7322 | 12.62 |

RECODED INCOME

RECODED INCOME

NOTE: The variables in this section are recoded variables that were created from one or more of the edited or imputed variables from the two preceding sections.

The following variable, GOVTPROG, was created by examination of these government assistance program variables: Supplemental Security Income (IRFAMSSI), food stamps (IRFSTAMP), cash assistance (IRFAMPMT), and non-cash assistance (IRFAMSVC).

(IRFAMPMT, IRFAMSSI, IRFAMSVC, IRFSTAMP)

| | | | |
|-----------------|---|-------------|------------|
| <u>GOVTPROG</u> | Len : 1 RC-PARTICIPATED IN ONE OR MORE GOVT ASSIST PROGRAMS | | |
| | | Freq | Pct |
| | 1 = Yes (Any source variable=1) | 12212 | 21.04 |
| | 2 = No (All source variables=2) | 45822 | 78.96 |

INCOME

| | | | |
|--|---------------------------------------|-------------|------------|
| | Len : 1 RC-TOTAL FAMILY INCOME RECODE | | |
| | | Freq | Pct |
| | 1 = Less than \$20,000 | 9976 | 17.19 |
| | 2 = \$20,000 - \$49,999 | 15608 | 26.89 |
| | 3 = \$50,000 - \$74,999 | 8640 | 14.89 |
| | 4 = \$75,000 or More | 23810 | 41.03 |

The following variable, POVERTY3, indicates a person's family income relative to poverty thresholds. The U.S. Census Bureau assigns a poverty threshold for each combination of family size and number of children in the household. To be at 100% of the poverty threshold is equivalent to having a family income that is the same as the poverty threshold. A poverty level less than 100% indicates having a family income less than the poverty threshold and therefore defined by the Federal government as living in poverty. A poverty level greater than 100% indicates having a family income greater than the poverty threshold. The previously created variable POVERTY2, was created using the recoded version of family income that had a top-coded level of \$100,000 or more. Starting in 2015, the finer income questions were revised to expand the top level to include the responses \$100,000 - \$149,999 and \$150,000 or more. The variable POVERTY3 account for these additional income levels through the use of the finer family income variable. Despite these changes, POVERTY3 is considered comparable with POVERTY2.

POVERTY3 was created for each individual based on their poverty threshold (determined by their age, family size, the number of children in the household, and total family income). Since NSDUH only collects categorical values of family income, for each level of income, the midpoint of each range was assigned as the effective family income. The highest level of income, \$150,000 or more, was assigned a value of \$180,000. Prior to the questionnaire change in 2015 that expanded the top level of income categories, the highest level of income was \$100,000 or more and the assigned family income was \$120,000. Family income was divided by the poverty threshold and multiplied by 100 to show family income as a percentage of the federal poverty threshold. Respondents aged 18 to 22 currently living in a college dormitory (GQTYPE2='C') were set to system missing and do not have a valid value for this variable.

POVERTY3

| | | | |
|--|---|-------------|------------|
| | Len : 1 RC-POVERTY LEVEL (% OF US CENSUS POVERTY THRESHOLD) | | |
| | | Freq | Pct |
| | . = Persons Aged 18-22 in a College Dorm (See comment above)..... | 44 | 0.08 |
| | 1 = Living in Poverty (See comment above)..... | 9965 | 17.17 |
| | 2 = Income Up to 2X Fed Pov Thresh (See comment above) | 11130 | 19.18 |
| | 3 = Income More Than 2X Fed Pov Thresh (See comment above)..... | 36895 | 63.57 |

COUNTY

GEOGRAPHIC

COUNTY

The variable PDEN10 is based on 2010 Census data and the December 2009 Core Based Statistical Area classifications provided by the Office of Management and Budget (OMB).

PDEN10 Len : 1 POPULATION DENSITY 2010 - THREE LEVELS

| | Freq | Pct |
|---|-------------|------------|
| 1 = Segment in a CBSA with 1 million or more persons..... | 24643 | 42.46 |
| 2 = Segm. in a CBSA with fewer than 1 million persons | 29488 | 50.81 |
| 3 = Segment not in a CBSA | 3903 | 6.73 |

NOTE: COUTYP4 is recoded based on the 2013 Rural/Urban Continuum Codes.

COUTYP4 Len : 1 COUNTY METRO/NONMETRO STATUS (2013 3-LEVEL)

| | Freq | Pct |
|-----------------------|-------------|------------|
| 1 = Large Metro | 25956 | 44.73 |
| 2 = Small Metro | 21883 | 37.71 |
| 3 = Nonmetro..... | 10195 | 17.57 |

SEGMENT

SEGMENT

The Census provides data for five types of American Indian areas (AIAs):

- Federally-recognized American Indian reservations (AIRs) and off-reservation trust land areas – areas that have been set aside by the U.S. for the use of American Indian tribes. The tribes have primary governmental authority over the AIRs and associated off-reservation trust lands. Federal AIRs may cross State and all other area boundaries.
- State-recognized American Indian Reservations (SAIRs) - reservations established by some State governments for tribes recognized by the State. The tribes may have governmental authority over the SAIRs. SAIRs must be defined within a single State but may cross county and other types of boundaries.
- Oklahoma tribal statistical areas (OTSAs) - areas intended to represent the former American Indian reservations that existed in Indian and Oklahoma territories prior to Oklahoma statehood in 1907. OTSAs are contained within the State of Oklahoma but may cross all other area boundaries.
- Tribal designated statistical areas (TDSAs) - areas identified and delineated for federally-recognized American Indian tribes that do not currently have an AIR or off-reservation trust land. A TDSA is intended to encompass a compact and contiguous area that contains a concentration of individuals who identify with the delineating federally-recognized American Indian tribe. TDSAs may cross State and all other area boundaries.
- State designated tribal statistical areas (SDTSAs) - areas identified and delineated for State-recognized tribes that are not federally-recognized and do not have an AIR or off-reservation trust land. SDTSAs provide State-recognized tribes without reservations statistical data for a geographic area that encompasses a substantial concentration of tribal members. SDTSAs must be defined within a single State but may cross county and other types of boundaries.

The AIAs are mutually exclusive, i.e., no AIA can overlap another AIA. In cases where more than one tribe claims jurisdiction over an area, the Census Bureau creates a joint-use area as a separate entity to define this area of dual claims.

Some NSDUH segments can cross more than one AIA. In order to assign a single AIA to a segment, a ‘majority’ AIA variable was created by summing the total number of dwelling units within each of the AIAs within the segment and then assigning the AIA with the most dwelling units to that segment. The resulting ‘majority’ AIAs were summarized to form MAIIN102. MAIIN102 is based on 2010 census data.

MAIIN102

Len : 1 MAJORITY AMER INDIAN AREA INDICATOR FOR SEGMENT

| | Freq | Pct |
|--|-------------|------------|
| 1 = Segment in an American Indian area | 865 | 1.49 |
| 2 = Segment not in an American Indian area | 57169 | 98.51 |

BLOCK

BLOCK

The Census provides data for five types of American Indian areas (AIAs):

- Federally-recognized American Indian reservations (AIRs) and off-reservation trust land areas – areas that have been set aside by the U.S. for the use of American Indian tribes. The tribes have primary governmental authority over the AIRs and associated off-reservation trust lands. Federal AIRs may cross State and all other area boundaries.
- State-recognized American Indian Reservations (SAIRs) - reservations established by some State governments for tribes recognized by the State. The tribes may have governmental authority over the SAIRs. SAIRs must be defined within a single State but may cross county and other types of boundaries.
- Oklahoma tribal statistical areas (OTSA) - areas intended to represent the former American Indian reservations that existed in Indian and Oklahoma territories prior to Oklahoma statehood in 1907. OTSAs are contained within the State of Oklahoma but may cross all other area boundaries.
- Tribal designated statistical areas (TDSAs) - areas identified and delineated for federally-recognized American Indian tribes that do not currently have an AIR or off-reservation trust land. A TDSA is intended to encompass a compact and contiguous area that contains a concentration of individuals who identify with the delineating federally-recognized American Indian tribe. TDSAs may cross State and all other area boundaries.
- State designated tribal statistical areas (SDTSAs) - areas identified and delineated for State-recognized tribes that are not federally-recognized and do not have an AIR or off-reservation trust land. SDTSAs provide State-recognized tribes without reservations statistical data for a geographic area that encompasses a substantial concentration of tribal members. SDTSAs must be defined within a single State but may cross county and other types of boundaries.

The AIAs are mutually exclusive, i.e., no AIA can overlap another AIA. In cases where more than one tribe claims jurisdiction over an area, the Census Bureau creates a joint-use area as a separate entity to define this area of dual claims.

The variable AIIND102 is based on 2010 census data and is defined by mapping the census block in which a respondent resides to the 2010 census file.

AIIND102

Len : 1 AMER INDIAN AREA INDICATOR

| | Freq | Pct |
|---|-------------|------------|
| 1 = Census block in an American Indian area | 849 | 1.46 |
| 2 = Census block not in an American Indian area | 57185 | 98.54 |

SAMPLE WEIGHTING AND ESTIMATION VARS

SAMPLE WEIGHTING AND ESTIMATION VARS

[ANALWT2_C](#) Len : 8 FIN PRSN-LEVEL SMPLE WGHT 2

[VESTR_C](#) Len : 5 ANALYSIS STRATUM

[VEREP](#) Len : 2 ANALYSIS REPLICATE

INDEX

| | | | | | |
|----------------------------------|-----|-----------------------------------|-----|----------------------------------|-----|
| AALTMDE | 491 | ADWRHRS | 470 | AMYLNIEVER | 142 |
| ACOUNMDE | 490 | ADWRIMP | 471 | AMYLNIT | 53 |
| ACTD2001 | 603 | ADWRJINO | 476 | ANALWT2_C | 646 |
| ACTD7590 | 603 | ADWRJITT | 476 | ANURSMDE | 490 |
| ACTD9001 | 603 | ADWRLOSE | 474 | ANYEDUC3 | 444 |
| ACTDEVER | 603 | ADWRLSIN | 473 | ANYHLT2 | 638 |
| ACTDPRIV | 604 | ADWRLSL2 | 475 | ANYMHED2 | 517 |
| ACTDVJET | 603 | ADWRNOGD | 477 | ANYMHIN2 | 516 |
| AD_MDEA1 | 477 | ADWRPLSR | 473 | ANYMHOUT | 516 |
| AD_MDEA2 | 477 | ADWRPREG | 474 | ANYMHOVR | 518 |
| AD_MDEA3 | 478 | ADWRPROB | 472 | ANYNDLREC | 188 |
| AD_MDEA4 | 478 | ADWRSLEP | 475 | ANYNEDEVER | 188 |
| AD_MDEA5 | 478 | ADWRSLNO | 476 | ANYNSMH | 517 |
| AD_MDEA6 | 478 | ADWRSLOW | 476 | ANYSANSMH | 517 |
| AD_MDEA7 | 478 | ADWRSMOR | 475 | ANYSSEDMF | 517 |
| AD_MDEA8 | 478 | ADWRTHOT | 476 | ANYSMH2 | 516 |
| ADCOUNS | 484 | ADWRWRTH | 477 | AOMDMDE | 489 |
| ADDPDISC | 469 | AGE3 | 602 | AOMHMDE | 490 |
| ADDPLSIN | 470 | AHBCHMDE | 490 | AOTHMDE | 490 |
| ADDPPIROB | 471 | AHLTMDE | 491 | APPDRGMON | 194 |
| ADDP2WK | 470 | AIIND102 | 645 | APPDRGMON2 | 196 |
| ADDPREV | 469 | AIRDUSEVER | 143 | APSY1MDE | 489 |
| ADDSCEV | 469 | AIRDUSTER | 55 | APSY2MDE | 489 |
| ADDSLSIN | 470 | AKSSLR6WRST | 465 | ARELMDE | 490 |
| ADFAMDOC | 483 | AL30EST | 20 | ARGUPAR | 440 |
| ADHERBAL | 484 | ALBSTWAY | 19 | ARXMDEYR | 489 |
| ADLOSEV | 469 | ALCAGLST | 322 | ASDSHOM2 | 487 |
| ADLS12WK | 470 | ALCBNG30D | 21 | ASDSREL2 | 487 |
| ADNURSE | 484 | ALCDAYS | 20 | ASDSOC2 | 487 |
| ADOCMDE | 489 | ALCEVER | 17 | ASDSWRK2 | 487 |
| ADOTHDOC | 483 | ALCFLAG | 129 | ASOCMDE | 490 |
| ADOTHHLP | 485 | ALCMDAYS | 159 | ASTHMAAGE | 393 |
| ADOTHMHP | 484 | ALCMFU | 18 | ASTHMAEVR | 387 |
| ADPB2WK | 480 | ALCMLU | 323 | ASTHMANOW | 393 |
| ADPBAGE | 480 | ALCMON | 129 | ATXMDEYR | 489 |
| ADPBDLYA | 479 | ALCNUMDKPM | 162 | AUALACUP | 410 |
| ADPBINTF | 479 | ALCREC | 18 | AUALCHIR | 410 |
| ADPBNUM | 480 | ALCTRY | 17 | AUALHERB | 410 |
| ADPBRMBR | 479 | ALCUS30D | 20 | AUALHLIN | 411 |
| ADPSDAYS | 482 | ALCYDAYS | 158 | AUALINET | 411 |
| ADPSHMG1 | 481 | ALCYFU | 17 | AUALMASG | 411 |
| ADPSRELS | 482 | ALCYLU | 322 | AUALOTH | 411 |
| ADPSSOC | 482 | ALCYR | 129 | AUALOTS2 | 412 |
| ADPSWORK | 481 | ALCYRBFR | 332 | AUALRELG | 411 |
| ADPSYCH | 483 | ALCYRTOT | 18 | AUALSGRP | 411 |
| ADPSYMD | 483 | ALDAYPMO | 19 | AUALTYR | 410 |
| ADRELIG | 484 | ALDAYPWK | 19 | AUNAHSP | 397 |
| ADRX12MO | 485 | ALDAYPYR | 19 | AUNMEDU | 396 |
| ADRXHLP | 485 | ALDYSFG | 20 | AUNPGEN | 396 |
| ADRXNOW | 485 | ALFQFLG | 18 | AUNPSYH | 396 |
| ADSEEDOC | 483 | ALMATYR2 | 579 | AUNPYR | 396 |
| ADSMMDA | 479 | ALOPMATYR | 579 | AUNRESD | 397 |
| ADSOCWRK | 484 | ALTOTFG | 18 | AUNSFAC | 397 |
| ADSUITPAYR | 468 | AMDEIMP | 487 | AUMHTELYR | 406 |
| ADTMTHLP | 486 | AMDELT | 486 | AUMHTELYR2 | 413 |
| ADTMTNOW | 485 | AMDETXXR | 489 | AUMOTVYR | 412 |
| ADWRAGE | 472 | AMDEYR | 486 | AUNMAHS2 | 398 |
| ADWRCHR | 471 | AMHINP2 | 413 | AUNMCLN2 | 403 |
| ADWRCONC | 477 | AMHOUTP4 | 413 | AUNMDOC2 | 402 |
| ADWRDCSN | 477 | AMHRX2 | 413 | AUNMDTM2 | 403 |
| ADWRDEPR | 472 | AMHSVTYP4 | 414 | AUNMMED2 | 397 |
| ADWRDIET | 474 | AMHTXAND4 | 414 | AUNMMEN2 | 402 |
| ADWRDISC | 472 | AMHTXND2 | 414 | AUNMOTO2 | 403 |
| ADWRDST | 471 | AMHTXRC4 | 413 | AUNMPGE2 | 397 |
| ADWRELES | 473 | AMHTXYR4 | 414 | AUNMPSY2 | 397 |
| ADWREMR | 473 | AMIPY | 466 | AUNMRES2 | 398 |
| ADWRENRG | 475 | AMIRSUD5ANY | 468 | AUNMSFA2 | 398 |
| ADWRGAIN | 473 | AMISUD5ANY | 467 | AUNMTHE2 | 402 |
| ADWRGNL2 | 474 | AMISUD5ANYO | 468 | AUOPCLNC | 401 |
| ADWRGROW | 474 | AMISUD5MIS | 467 | AUOPDOC | 401 |

INDEX

| | | | | | |
|--------------------------------|-----|-----------------------------------|-----|---------------------------------|-----|
| AUOPDTMT | 401 | BMI2 | 395 | CC30EST | 29 |
| AUOPMENT | 401 | BNGDRKMON | 140 | CCBSTWAY | 28 |
| AUOPOTOP | 401 | BNGDRMDAYS | 161 | CCDAYPMO | 28 |
| AUOPTHER | 401 | BOOKED | 309 | CCDAYPWK | 28 |
| AUOPTYR | 400 | BZOANYR | 135 | CCDAYPYR | 28 |
| AUOPYRS2 | 402 | BZONMYR | 137 | CCFQFLG | 27 |
| AUPINEMP | 399 | CABINGAGE | 566 | CCTOTFG | 27 |
| AUPINFM2 | 400 | CABINGEVR | 566 | CDCGMO | 140 |
| AUPINFRE | 400 | CABINGFLG | 565 | CDNOCGMO | 140 |
| AUPINMCD | 399 | CABINGMFU | 567 | CDUFLAG | 139 |
| AUPINMCR | 399 | CABINGYFU | 566 | CELLNOTCL | 639 |
| AUPINMIL | 399 | CABLADDER | 388 | CELLWRKNG | 639 |
| AUPINOFM | 398 | CABLOLEULYM | 388 | CG30EST | 6 |
| AUPINPHI | 398 | CABPLACE | 562 | CGR30BR2 | 15 |
| AUPINPRV | 400 | CABREAST | 389 | CGR30USE | 14 |
| AUPINPUB | 399 | CABUNDAG | 562 | CGRAGLST | 321 |
| AUPINREH | 399 | CABUYFRE | 561 | CGRFLAG | 128 |
| AUPINSLF | 398 | CABUYWHO | 562 | CGRMDAYS | 159 |
| AUPOPAMT | 405 | CACERVIX | 389 | CGRMON | 128 |
| AUPOPEMP | 404 | CACOLNRECT | 389 | CGRYR | 128 |
| AUPOPFRE | 405 | CADRBAR | 560 | CHAMPUS | 631 |
| AUPOPMCD | 404 | CADRCAR | 559 | CHMNDLREC | 188 |
| AUPOPMCR | 404 | CADREVNT | 560 | CI30EST | 14 |
| AUPOPML | 404 | CADRHOME | 560 | CIG100LF | 10 |
| AUPOPPOS | 405 | CADRKCOCN | 564 | CIG1PACK | 161 |
| AUPOPOFM | 403 | CADRKCOCN2 | 571 | CIG30AV | 6 |
| AUPOPPHI | 403 | CADRKDRUG | 564 | CIG30BR2 | 7 |
| AUPOPPRV | 405 | CADRKHALL | 565 | CIG30MEN | 8 |
| AUPOPPUB | 404 | CADRKHALL2 | 571 | CIG30MLN | 8 |
| AUPOPREH | 404 | CADRKHERN | 564 | CIG30RO2 | 9 |
| AUPOPSLF | 403 | CADRKHERN2 | 571 | CIG30TPE | 8 |
| AURXYR | 406 | CADRKINHL | 565 | CIG30USE | 5 |
| AUUNBUSY | 408 | CADRKINHL2 | 571 | CIGAGE | 9 |
| AUUNCFID | 407 | CADRKMARJ | 564 | CIGAGLST | 318 |
| AUUNCMIT | 407 | CADRKMARJ2 | 571 | CIGAREVR | 12 |
| AUUNCMST | 406 | CADRKMETH | 565 | CIGARMFU | 13 |
| AUUNENUF | 407 | CADRKMETH2 | 571 | CIGARMLU | 322 |
| AUUNFOUT | 408 | CADRLAST | 559 | CIGARREC | 13 |
| AUUNHNDL | 408 | CADROTH | 561 | CIGARTRY | 12 |
| AUUNJOB | 407 | CADROTHM | 560 | CIGARYFU | 13 |
| AUUNMTYR | 406 | CADROTS2 | 561 | CIGARYLU | 321 |
| AUUNNBR | 406 | CADRPEOP | 559 | CIGAVGD | 162 |
| AUUNNCOV | 407 | CADRPUBL | 560 | CIGAVGM | 162 |
| AUUNNHLP | 408 | CADRSCHL | 561 | CIGAVOID | 203 |
| AUUNNOND | 408 | CAESOPSTOM | 389 | CIGCRAGP | 202 |
| AUUNNTSP | 408 | CAFRESP2 | 563 | CIGCRAVE | 202 |
| AUUNRIM2 | 409 | CAFREWHO | 563 | CIGDLLST | 319 |
| AUUNSOR | 409 | CAGALLIVPAN | 389 | CIGDLMFU | 10 |
| AUUNWHER | 407 | CAGVMONY | 562 | CIGDMLU | 320 |
| AVGGRADE | 439 | CAGVWHO | 563 | CIGDLYFU | 9 |
| BKARSON | 311 | CAIDCHIP | 631 | CIGDLYLU | 319 |
| BKBURGL | 310 | CAKIDNEY | 389 | CIGDLYMO | 9 |
| BKDRUG | 312 | CALARYLUNG | 390 | CIGEVER | 4 |
| BKDRUNK | 311 | CAMELANOM | 390 | CIGFLAG | 128 |
| BKDRVINP | 311 | CAMHPRB | 572 | CIGFNLKE | 203 |
| BKFRAUD | 312 | CAMHPRB2 | 579 | CIGFNSMK | 203 |
| BKLARCNY | 310 | CAMHRCVR | 572 | CIGINCRS | 206 |
| BKMVTHFT | 309 | CAMOUTTHRO | 390 | CIGINCTL | 203 |
| BKOTH | 312 | CANCEREVR | 388 | CIGINFLU | 205 |
| BKOTHOF2 | 313 | CANCERYR | 391 | CIGIRTLB | 202 |
| BKPOSTOB | 311 | CAOTHER2 | 388 | CIGLOTMR | 206 |
| BKROB | 311 | CAOVARY | 390 | CIGMDAYS | 159 |
| BKSEXNR | 312 | CAPROSTEST | 390 | CIGMFU | 5 |
| BKSMASLT | 310 | CASKINDK | 391 | CIGMLU | 319 |
| BKSRVIOL | 310 | CASKINOTH | 390 | CIGMON | 128 |
| BLNT30C1 | 199 | CASUPROB | 572 | CIGNMCHG | 205 |
| BLNT30C2 | 199 | CASUPROB2 | 579 | CIGNOINF | 206 |
| BLNT30DY | 198 | CASURCVR | 572 | CIGOFISM | 4 |
| BLNTAGE | 197 | CATAG2 | 608 | CIGPDAY | 161 |
| BLNTEVER | 197 | CATAG3 | 608 | CIGPLANE | 204 |
| BLNTMFU | 198 | CATAG6 | 608 | CIGREC | 5 |
| BLNTNOMJ | 200 | CATAG7 | 608 | CIGREGDY | 204 |
| BLNTREC | 198 | CATAGE | 608 | CIGREGNM | 205 |
| BLNTYFU | 197 | CATHYROID | 391 | CIGREGWK | 204 |
| BLRECFL2 | 198 | CAUTERUS | 391 | CIGNROUT | 204 |

INDEX

| | | | | | |
|-----------------------------------|-----|-----------------------------------|-----|-----------------------------------|-----|
| CIGSATIS | 206 | COSURXDL2 | 629 | DYTXVST | 518 |
| CIGSVLHR | 205 | COSUSVHLT | 626 | ECSTMOAGE | 50 |
| CIGTRY | 4 | COSUSVHLT2 | 629 | ECSTMOAGL | 329 |
| CIGWAKE | 207 | COSUTELE | 625 | ECSTMOFLAG | 132 |
| CIGWILYR | 4 | COSUTELE2 | 629 | ECSTMOLLY | 39 |
| CIGYFU | 4 | COUTYP4 | 643 | ECSTMOMFU | 51 |
| CIGYLU | 318 | CR30EST | 33 | ECSTMOMLU | 330 |
| CIGYR | 128 | CRAKREC | 31 | ECSTMOMON | 132 |
| CIGYRBFR | 332 | CRBSTWAY | 32 | ECSTMOREC | 51 |
| CIRROSAGE | 392 | CRDAYPMO | 32 | ECSTMOPYFU | 51 |
| CIRROSEVR | 387 | CRDAYPWK | 32 | ECSTMOYLU | 329 |
| CLEFLU | 53 | CRDAYPYR | 32 | ECSTMOYR | 132 |
| CLEFLUEVER | 142 | CRFOFLG | 31 | EDFAM18 | 622 |
| CLINVST | 518 | CRKAGE | 30 | EDUD5PNRMIS | 290 |
| CNSANYYR | 135 | CRKAGLST | 324 | EDUD5PNRUNM | 290 |
| CNSNMMON | 138 | CRKEVER | 30 | EDUD5SEDMIS | 291 |
| CNSNMYR | 138 | CRKFLAG | 130 | EDUD5SEDUNM | 291 |
| COALCUSE | 624 | CRKMDAYS | 160 | EDUD5STMMIS | 291 |
| COCAGE | 26 | CRKMFU | 31 | EDUD5STMUNM | 291 |
| COCAGLST | 323 | CRKMLU | 325 | EDUD5TRQMIS | 290 |
| COCEVER | 26 | CRKMON | 130 | EDUD5TRQUNM | 290 |
| COCFLAG | 130 | CRKUS30A | 33 | EDUFULPAR | 610 |
| COCLALCUSE | 628 | CRKYDAYS | 158 | EDUHIGHCAT | 609 |
| COCLDRGUSE | 628 | CRKYFU | 30 | EDUSCHGRD2 | 610 |
| COCLFINANC | 628 | CRKYL | 324 | EDUSCHLGO | 610 |
| COCLNEGMH | 628 | CRKYR | 130 | EDUSCKCOM | 611 |
| COCMDAYS | 160 | CRKYRTOT | 31 | EDUSCKEST | 611 |
| COCMFU | 27 | CRTOTFG | 31 | EDUSCKMON | 611 |
| COCMLU | 324 | DAMTFXFLAG | 132 | EDUSKPCOM | 612 |
| COCMON | 130 | DAMTFXMON | 132 | EDUSKPEST | 612 |
| COCNEDEVER | 189 | DAMTFXREC | 52 | EDUSKPMON | 611 |
| COCNEEDL | 178 | DAMTFXYR | 132 | EIBINGAGE | 567 |
| COCREC | 27 | DCIGMON | 140 | EIBINGMFU | 567 |
| COCUS30A | 29 | DIABETEAG | 392 | EIBINGYFU | 567 |
| COCYDAYS | 158 | DIABETEVR | 386 | ENRLCOLLFT2 | 614 |
| COCYFU | 26 | DIFGETCOC | 193 | ENRLCOLLST2 | 614 |
| COCYLU | 323 | DIFGETCRK | 193 | ETHER | 54 |
| COCYR | 130 | DIFGETHER | 193 | ETHEREVER | 142 |
| COCYRBFR | 333 | DIFGETLSD | 193 | FDOCANGR | 531 |
| COCYRTOT | 27 | DIFGETMRJ | 192 | FDOCBRK | 531 |
| CODRGUSE | 624 | DIFOBTCCOC | 196 | FDOC DPR | 530 |
| COFINANC | 624 | DIFOBTCRK | 196 | FDOCEAT | 531 |
| COHCAPTDL | 626 | DIFOBTHER | 196 | FDOCFEA | 531 |
| COHCAPTDL2 | 629 | DIFOBTLSD | 196 | FDOCFITE | 531 |
| COHCRXDL | 627 | DIFOBTMRJ | 196 | FDOCFMLY | 531 |
| COHCRXDL2 | 629 | DMTAMTFXY | 39 | FDOCFRND | 531 |
| COHCSVHLT | 627 | DRPRVME3 | 443 | FDOC MEND | 532 |
| COHCSVHLT2 | 629 | DRVINAGE | 608 | FDOCOTH2 | 532 |
| COHCTELE | 626 | DRVINALCO | 314 | FDOCOTPP | 531 |
| COHCTELE2 | 629 | DRVINALCO2 | 316 | FDOCOSCHL | 531 |
| COLDMEDS | 174 | DRVINALDRG | 316 | FELTMARKR | 54 |
| COLDREC | 174 | DRVINALON | 315 | FENTANYYR | 66 |
| COLDYR1 | 175 | DRVINCOCN | 314 | FENTNMYR | 78 |
| COLDYR2 | 176 | DRVINDETAG | 609 | FILEDATE | 3 |
| COLDYR3 | 176 | DRVINDRG | 316 | FLTMRKEVER | 142 |
| COLDYR4 | 177 | DRVINDROTMJ | 316 | FOSTVST | 518 |
| COLDYR5 | 177 | DRVINHALL | 314 | FRDADLY2 | 442 |
| COMBATPY | 604 | DRVINHERN | 314 | FRDMEV2 | 442 |
| COMHAPTDL | 625 | DRVININHL | 315 | FRDMJMON | 442 |
| COMHAPTDL2 | 628 | DRVINMARJ | 314 | FRDPCIG2 | 442 |
| COMHRXDL | 625 | DRVINMARJ2 | 316 | FTNDDEPND | 207 |
| COMHRXDL2 | 628 | DRVINMETH | 315 | FUALC18 | 163 |
| COMHCSVHLT | 625 | DSTCHR12 | 448 | FUALC21 | 163 |
| COMHCSVHLT2 | 628 | DSTCHR30 | 446 | FUCD218 | 162 |
| COMHTELE | 625 | DSTEFF12 | 448 | FUCD221 | 162 |
| COMHTELE2 | 628 | DSTEFF30 | 446 | FUCGR18 | 162 |
| CONDLREC | 178 | DSTHOP12 | 447 | FUCGR21 | 163 |
| CONEGMH | 624 | DSTHOP30 | 445 | FUCIG18 | 162 |
| COPDAGE | 392 | DSTNGD12 | 448 | FUCIG21 | 162 |
| COPDEVER | 387 | DSTNGD30 | 446 | FUCOC18 | 163 |
| COSUAPTDL | 626 | DSTNRV12 | 447 | FUCOC21 | 163 |
| COSUAPTDL2 | 629 | DSTNRV30 | 445 | FUCR18 | 163 |
| COSUIPLNYR | 453 | DSTRST12 | 447 | FUCRK21 | 164 |
| COSUITHNK | 453 | DSTRST30 | 445 | FUECSTMO18 | 164 |
| COSURXDL | 626 | DSTWORST | 446 | FUECSTMO21 | 165 |

INDEX

| | | | | | |
|----------------------------|-----|----------------------------|-----|------------------------------|-----|
| FUHALLUC18 | 164 | HALLUCREC | 46 | HRFQFLG | 35 |
| FUHALLUC21 | 164 | HALLUCYFQ | 46 | HRNDLREC | 180 |
| FUHER18 | 164 | HALLUCYFU | 45 | HRSMKREC | 178 |
| FUHER21 | 164 | HALLUCYR | 131 | HRSNFCYR | 179 |
| FUINHAL18 | 165 | HALLYRLST | 326 | HRTCONDAG | 391 |
| FUINHAL21 | 165 | HALTOTFG | 46 | HRTCONDEV | 386 |
| FULSD18 | 164 | HEALTH | 604 | HRTCONDEV | 392 |
| FULSD21 | 164 | HEALTH2 | 609 | HRTOTFG | 35 |
| FUMETHAM18 | 165 | HEOTNDL | 180 | HTANSWER | 380 |
| FUMETHAM21 | 165 | HEOTOTH | 180 | HTINCHE2 | 380 |
| FUMJ18 | 163 | HEOTSMK | 179 | HVYDRKMON | 140 |
| FUMJ21 | 163 | HEOTSNF | 179 | IFATHER | 622 |
| FUPCPI18 | 164 | HEOTSP | 180 | I2ALCFM | 114 |
| FUPCP21 | 164 | HEPBCEAGE | 392 | I2ALCFY | 110 |
| FUPNRNM18 | 165 | HEPBCEVER | 387 | I2ALCFC | 101 |
| FUPNRNM21 | 165 | HER30USE | 36 | I2CGRFM | 113 |
| FUSEDNM18 | 166 | HERAGE | 34 | I2CGRRC | 100 |
| FUSEDNM21 | 166 | HERAGLST | 325 | I2CIGFM | 113 |
| FUSMKLSS18 | 163 | HEREVER | 34 | I2CIGRC | 100 |
| FUSMKLSS21 | 163 | HERFLAG | 130 | I2COCFM | 115 |
| FUSTMNM18 | 165 | HERMDAYS | 160 | I2COCFY | 111 |
| FUSTMNM21 | 166 | HERMFU | 35 | I2COCRC | 102 |
| FUTRQNM18 | 165 | HERMLU | 326 | I2CRKFM | 115 |
| FUTRQNM21 | 165 | HERMON | 131 | I2CRKFC | 111 |
| GAS | 53 | HERNEDEVER | 188 | I2CRKRC | 103 |
| GASEVER | 142 | HERNEEDL | 179 | I2HERFM | 116 |
| GHB | 177 | HERPNRYR | 138 | I2HERFY | 111 |
| GHBFLAG | 189 | HERREC | 35 | I2HERRC | 103 |
| GHBMON | 189 | HERSMOEVER | 189 | I2LSDRC | 104 |
| GHBREC | 177 | HERSMOKE | 178 | I2MJFM | 115 |
| GHBYSR | 189 | HERSNIEVER | 189 | I2MJFY | 110 |
| GLUE | 53 | HERSNIFF | 179 | I2MJRC | 102 |
| GLUEEVER | 142 | HERYDAYS | 158 | I2PCPRC | 104 |
| GNNDCLN | 186 | HERYFU | 34 | I2WRKST18 | 621 |
| GNNDGET2 | 186 | HERYLU | 325 | I2WRKSTAT | 621 |
| GNNDLSH1 | 185 | HERYR | 131 | I2ALCAGE | 119 |
| GNNDLSH2 | 186 | HERYRTOT | 35 | I2ALCBNG30D | 114 |
| GNNDREUS | 185 | HIGHBPAGE | 394 | I2ALCFM | 114 |
| GOVTPROG | 642 | HIGHBPEVR | 388 | I2ALCFY | 110 |
| GOTYPE2 | 601 | HIGHBPMED | 393 | I2ALCRC | 101 |
| GRPCNSL2 | 443 | HIVAIDSAG | 393 | I2ALCFYU | 120 |
| GRPHLTIN | 632 | HIVAIDSEV | 387 | I2AMDEIMP | 488 |
| GRSKBNGDLY | 196 | HLCALL99 | 638 | I2AMDEL | 488 |
| GRSKBNGWK | 196 | HLCALLFG | 638 | I2AMDEYR | 488 |
| GRSKCIGPKD | 195 | HLCCLAST | 633 | I2BZOANYR | 107 |
| GRSKCOCMON | 195 | HLCNOTMO | 633 | I2BZONMYR | 109 |
| GRSKCOCWK | 195 | HLCNOTYR | 633 | I2CD2YFU | 118 |
| GRSKHERTRY | 195 | HLLOSRSN | 634 | I2CDUAGE | 118 |
| GRSKHERWK | 195 | HLNV COST | 634 | I2CGRAGE | 119 |
| GRSKLSDTRY | 195 | HLNVNEED | 634 | I2CGRFM | 113 |
| GRSKLSDWK | 196 | HLNVOFFR | 634 | I2CGRRC | 100 |
| GRSKMRJMON | 195 | HLNVREF | 634 | I2CGRYFU | 119 |
| GRSKMRJWK | 195 | HLNVSOR | 635 | I2CHMPUS | 636 |
| HALFQFLG | 46 | HLTINALC | 632 | I2CIGAGE | 118 |
| HALLAGLST | 326 | HLTINDRG | 632 | I2CIGFM | 113 |
| HALLDYPMO | 47 | HLTINMNT | 632 | I2CIGRC | 100 |
| HALLDYPWK | 47 | HLTINNOS | 633 | I2CIGYFU | 118 |
| HALLDYSYR | 47 | HOMEVST | 519 | I2COCAGE | 120 |
| HALLEASWY | 47 | HOSPVST | 518 | I2COCFM | 115 |
| HALLMOLST | 327 | HPALCAMT | 384 | I2COCFY | 110 |
| HALLNDAYPM | 160 | HPALCCUT | 385 | I2COCRC | 102 |
| HALLNDAYYR | 159 | HPALCFRQ | 385 | I2COCYFU | 120 |
| HALLUC30E | 48 | HPALCNOT | 385 | I2COSUIPLNYR | 462 |
| HALLUC30N | 48 | HPALCPRB | 385 | I2COSUITHNK | 462 |
| HALLUCAGE | 45 | HPALCTX | 385 | I2COSUITRYR | 463 |
| HALLUCEVR | 45 | HPDRGTALK | 386 | I2CRKAGE | 121 |
| HALLUCFLAG | 131 | HPQTOB | 384 | I2CRKFM | 115 |
| HALLUCMFU | 46 | HPUSEALC | 383 | I2CRKFC | 111 |
| HALLUCMON | 131 | HPUSEDRG | 383 | I2CRKRC | 102 |
| HALLUCOT1 | 41 | HPUSETOB | 383 | I2CRKYFU | 121 |
| HALLUCOT2 | 43 | HR30EST | 37 | I2DAMTFXREC | 105 |
| HALLUCOT3 | 44 | HRBSTWAY | 36 | I2DSTCHR12 | 457 |
| HALLUCOT4 | 44 | HRDAYPMO | 36 | I2DSTCHR30 | 456 |
| HALLUCOT5 | 45 | HRDAYPWK | 36 | I2DSTEFF12 | 458 |
| HALLUCOTH | 40 | HRDAYPYR | 36 | I2DSTEFF30 | 456 |

INDEX

| | | | | | |
|-----------------------------|-----|------------------------------|-----|-----------------------------|-----|
| IIDSTHOP12 | 457 | IIOXCNNMYR | 108 | IIVAPMRJREC | 577 |
| IIDSTHOP30 | 455 | IIPCPAGE | 122 | IIVAPNICREC | 577 |
| IIDSTNGD12 | 458 | IIPCPRC | 104 | IIWELMOS | 641 |
| IIDSTNGD30 | 456 | IIPCIFYU | 123 | IIWRKSTAT | 621 |
| IIDSTNRV12 | 457 | IIPINC3 | 641 | IIWRKSTAT18 | 621 |
| IIDSTNRV30 | 455 | IIPPLF | 101 | ILLALCFLG | 141 |
| IIDSTRST12 | 457 | IPIPMPN | 101 | ILLALCMON | 140 |
| IIDSTRST30 | 455 | IIPMNICDEP | 208 | ILLANDALC | 141 |
| IIDSTWORST | 456 | IIPNRANYREC | 106 | ILLEMFLAG | 139 |
| IECSTMOAGE | 123 | IIPNRNM30FQ | 117 | ILLEMMON | 139 |
| IECSTMOREC | 104 | IIPNRNMAGE | 125 | ILLEMYR | 139 |
| IECSTMIFYU | 123 | IIPNRNMINIT | 124 | ILLFLAG | 138 |
| IEDUHIGHST2 | 607 | IIPNRNMREC | 107 | ILLMON | 139 |
| IEFAMIN3 | 641 | IIPNRNMYFU | 125 | ILLORALC | 141 |
| IEFAMPMT | 640 | IIPRVHLT | 636 | ILLYR | 139 |
| IEFAMSOC | 640 | IIPYSEV5ALC | 296 | ILTOBALCFG | 140 |
| IEFAMSSI | 640 | IIPYSEV5COC | 297 | ILTOBALCMN | 140 |
| IEFAMSVC | 640 | IIPYSEV5HAL | 297 | ILTOBALCYR | 140 |
| IEFENTANYR | 106 | IIPYSEV5HER | 297 | IMOTHER | 622 |
| IEFENTNMYR | 108 | IIPYSEV5INH | 298 | IMPCONCN | 449 |
| IEFSTAMP | 640 | IIPYSEV5MRJ | 296 | IMPDYFRQ | 452 |
| IEHGBREC | 187 | IIPYSEV5MTH | 297 | IMPGOUT | 449 |
| IEHALLUC30N | 116 | IIPYUD5ALC | 292 | IMPGOUTM | 449 |
| IEHALLUCAGE | 122 | IIPYUD5COC | 292 | IMPHHLD | 450 |
| IEHALLUCREC | 103 | IIPYUD5HAL | 293 | IMPHHLDM | 451 |
| IEHALLUCYFQ | 112 | IIPYUD5HER | 293 | IMPPEOP | 449 |
| IEHALLUCYFU | 122 | IIPYUD5INH | 293 | IMPPEOPM | 450 |
| IEHERAGE | 121 | IIPYUD5MRJ | 292 | IMPREMEM | 448 |
| IEHERFM | 116 | IIPYUD5MTH | 294 | IMPRESM | 451 |
| IEHERFY | 111 | IISALVIAREC | 105 | IMPRESM | 451 |
| IEHERRC | 103 | IISEDANYREC | 107 | IMPSOC | 450 |
| IEHERYFU | 121 | IISEDNM30FQ | 117 | IMPSOCM | 450 |
| IEHH65_2 | 623 | IISEDNMAGE | 127 | IMPWEEKS | 452 |
| IEHHSI2 | 622 | IISEDNMINIT | 125 | IMPWORK | 451 |
| IIMPCONCN | 458 | IISEDNMREC | 109 | IMPYDAYS | 452 |
| IIMPGOUT | 459 | IISEDNMYFU | 127 | INCOME | 642 |
| IIMPGOUTM | 459 | IIEVPNRMIS | 298 | INHAL30ES | 61 |
| IIMPHHLD | 460 | IIEVPNRUNM | 298 | INHAL30N | 61 |
| IIMPHHLDM | 460 | IIEVSEDMIS | 300 | INHALAGE | 58 |
| IIMPPEOP | 459 | IIEVSEDUNM | 300 | INHALEVER | 58 |
| IIMPPEOPM | 459 | IIEVSTMMIS | 299 | INHALFLAG | 133 |
| IIMPREMEM | 458 | IIEVSTMUNM | 299 | INHALMFU | 59 |
| IIMPRESM | 461 | IIEVTRQMIS | 298 | INHALMON | 133 |
| IIMPRESM | 461 | IIEVTRQUNM | 299 | INHALOT1 | 56 |
| IIMPSOC | 460 | IISMKLSS30N | 113 | INHALOT2 | 57 |
| IIMPSOCM | 460 | IISMKLSSREC | 101 | INHALOT3 | 57 |
| IIMPWORK | 461 | IISMKLSSSTRY | 119 | INHALOT4 | 57 |
| IINHAL30N | 116 | IISMKLSSYFU | 119 | INHALOT5 | 57 |
| IINHALAGE | 123 | IISTMANYREC | 107 | INHALOTH | 55 |
| IINHALREC | 105 | IISTMNM30FQ | 117 | INHALREC | 59 |
| IINHALYFQ | 112 | IISTMNMAGE | 127 | INHALYFQ | 59 |
| IINHALYFU | 124 | IISTMNMINIT | 125 | INHALYFU | 58 |
| IINSUR4 | 638 | IISTMNMREC | 108 | INHLYR | 133 |
| IKETMINREC | 104 | IISTMNMIFYU | 126 | INHYPMO | 60 |
| IKI17_2 | 622 | IISUICHTNK | 461 | INHYPWK | 60 |
| IKRATREC | 577 | IISUIPLANYR | 462 | INHYSYR | 60 |
| ILSDAGE | 122 | IISUITRYR | 462 | INHEASWY | 60 |
| ILSDRC | 103 | IISYNMRJREC | 578 | INHFOFLG | 59 |
| ILSDYFU | 122 | IISYNSTMREC | 578 | INHLAFLST | 330 |
| IMARIT | 607 | IITROANYREC | 106 | INHLMOLST | 331 |
| IMCDCHP | 636 | IITRONM30FQ | 117 | INHLYRLST | 330 |
| IMEDICR | 636 | IITRONMAGE | 126 | INHNDAYPM | 160 |
| IMETHAM30N | 116 | IITRONMINIT | 124 | INHNDAYR | 159 |
| IMETHAMAGE | 124 | IITRONMREC | 108 | INHOSPYR | 381 |
| IMETHAMREC | 105 | IITRONMYFU | 126 | INHOTOTFG | 59 |
| IMETHAMYFQ | 112 | IUD5PNRMIS | 294 | IRALCAGE | 119 |
| IMETHAMYFU | 124 | IUD5PNRUNM | 294 | IRALCBNG30D | 114 |
| IMJAGE | 120 | IUD5SEDMIS | 295 | IRALCFM | 114 |
| IMJFM | 114 | IUD5SEDUNM | 296 | IRALCFY | 110 |
| IMJFY | 110 | IUD5STMMIS | 295 | IRALCRC | 101 |
| IMJRC | 102 | IUD5STMUNM | 295 | IRALCYFU | 119 |
| IMJYFU | 120 | IUD5TRQMIS | 294 | IRAMDEIMP | 488 |
| INPCOLDREC | 187 | IUD5TRQUNM | 295 | IRAMDELT | 488 |
| IOTHHLT | 637 | IIVAPANYREC | 577 | IRAMDEYR | 488 |
| IIOXCNANYR | 106 | IIVAPFLVREC | 578 | IRBZOANYR | 107 |

INDEX

| | | | | | |
|------------------------------------|-----|-----------------------------------|-----|-----------------------------------|-----|
| IRBZONMYR | 109 | IRIMPSOCM | 460 | IRSMKLS30N | 113 |
| IRCD2YFU | 118 | IRIMPWORK | 461 | IRSMKLSREC | 101 |
| IRCDUAGE | 118 | IRINHAL30N | 116 | IRSMKLSSTRY | 119 |
| RCGRAGE | 118 | IRINHALAGE | 123 | IRSMKLSYFU | 119 |
| RCGRFM | 113 | IRINHALREC | 105 | IRSTMANYREC | 107 |
| RCGRRC | 100 | IRINHLYFQ | 112 | IRSTMNM30FQ | 117 |
| RCGRYFU | 119 | IRINHLYFU | 123 | IRSTMNMAGE | 126 |
| IRCHMPUS | 636 | IRINSUR4 | 638 | IRSTMNINIT | 125 |
| RCIGAGE | 118 | IRKETMINREC | 104 | IRSTMNMREC | 108 |
| RCIGFM | 113 | IRKII7_2 | 622 | IRSTMNMIFYU | 126 |
| RCIGRC | 100 | IRKRATREC | 577 | IRSUICTHNC | 461 |
| RCIGYFU | 118 | IRLSDAGE | 122 | IRSUIPLANR | 462 |
| RCOCAGE | 120 | IRLSDRC | 103 | IRSUITRYR | 462 |
| RCOCFM | 115 | IRLSDYFU | 122 | IRSYNMRJREC | 578 |
| RCOCFY | 110 | IRMARIT | 607 | IRSYNSTMREC | 578 |
| RCOCRC | 102 | IRMCDCHP | 636 | IRTRQANYREC | 106 |
| RCOCYFU | 120 | IRMEDICR | 636 | IRTRQNM30FQ | 117 |
| RCOSUIPLNRY | 462 | IRMETHAM30N | 116 | IRTRQNMAGE | 126 |
| RCOSUITHNC | 462 | IRMETHAMAGE | 124 | IRTRQNMINIT | 124 |
| RCOSUITRYR | 462 | IRMETHAMREC | 105 | IRTRQNMREC | 108 |
| IRCRKAGE | 121 | IRMETHAMYFQ | 112 | IRTRQNMIFYU | 126 |
| IRCRKFM | 115 | IRMETHAMYFU | 124 | IRUD5PNRMIS | 294 |
| IRCRKFY | 111 | IRMJAGE | 120 | IRUD5PNRUNM | 294 |
| IRCRKRC | 102 | IRMJFM | 114 | IRUD5SEDMIS | 295 |
| IRCRKYFU | 121 | IRMJFY | 110 | IRUD5SEDUNM | 295 |
| IRDAMTFXREC | 105 | IRMJRC | 102 | IRUD5STMMIS | 295 |
| IRDSTCHR12 | 457 | IRMJYFU | 120 | IRUD5STMUNM | 295 |
| IRDSTCHR30 | 455 | IRNPCOLDREC | 187 | IRUD5TRQMIS | 294 |
| IRDSTEFF12 | 458 | IROTHHLT | 637 | IRUD5TRQUNM | 294 |
| IRDSTEFF30 | 456 | IROXCNANYR | 106 | IRVAPANYREC | 577 |
| IRDSTHOP12 | 457 | IROXCNNMYR | 108 | IRVAPFLVREC | 578 |
| IRDSTHOP30 | 455 | IRPCPAGE | 122 | IRVAPMRJREC | 577 |
| IRDSTNGD12 | 458 | IRPCPRC | 104 | IRVAPNICREC | 577 |
| IRDSTNGD30 | 456 | IRPCPYFU | 123 | IRWELMOS | 640 |
| IRDSTNRV12 | 456 | IRPINC3 | 641 | IRWRKSTAT | 621 |
| IRDSTNRV30 | 455 | IRPIPLF | 100 | IRWRKSTAT18 | 621 |
| IRDSTRST12 | 457 | IRPIPMM | 101 | KETMINESK | 39 |
| IRDSTRST30 | 455 | IRPMNICDEP | 208 | KETMINFLAG | 132 |
| IRDSTWORST | 456 | IRPNRANYREC | 106 | KETMINMON | 132 |
| IRECSTMOAGE | 123 | IRPNRNM30FQ | 117 | KETMINREC | 52 |
| IRECSTMOREC | 104 | IRPNRNMAGE | 125 | KETMINYR | 132 |
| IRECSTMIFYU | 123 | IRPNRNMINIT | 124 | KIDNYDSAG | 393 |
| IREDUHIGHST2 | 607 | IRPNRNMREC | 107 | KIDNYDSEV | 387 |
| IRFAMIN3 | 641 | IRPNRNMIFYU | 125 | KRATEVER | 573 |
| IRFAMPMT | 640 | IRPRVHLT | 636 | KRATOMFLAG | 579 |
| IRFAMSOC | 640 | IRPYSEV5ALC | 296 | KRATOMMON | 580 |
| IRFAMSSI | 640 | IRPYSEV5COC | 296 | KRATOMYR | 579 |
| IRFAMSVC | 640 | IRPYSEV5HAL | 297 | KRATREC | 573 |
| IRFENTANYR | 106 | IRPYSEV5HER | 297 | KSSLR6MAX | 464 |
| IRFENTNMYR | 108 | IRPYSEV5INH | 298 | KSSLR6MON | 464 |
| IRFSTAMP | 640 | IRPYSEV5MRJ | 296 | KSSLR6MONED | 453 |
| IRGHBREC | 187 | IRPYSEV5MTH | 297 | KSSLR6YR | 464 |
| IRHALLUC30N | 116 | IRPYUD5ALC | 292 | KSSLR6YRED | 454 |
| IRHALLUCAGE | 121 | IRPYUD5COC | 292 | LANGVER | 601 |
| IRHALLUCREC | 103 | IRPYUD5HAL | 293 | LGAS | 54 |
| IRHALLUCYFQ | 111 | IRPYUD5HER | 293 | LGASEVER | 142 |
| IRHALLUCYFU | 122 | IRPYUD5INH | 293 | LMIPY | 466 |
| IRHERAGE | 121 | IRPYUD5MRJ | 292 | LMMIPY | 467 |
| IRHERFM | 115 | IRPYUD5MTH | 293 | LMMISUD5ANY | 468 |
| IRHERFY | 111 | IRSALVIAREC | 105 | LMMISUD5MIS | 468 |
| IRHERRC | 103 | IRSEDANYREC | 107 | LSD | 38 |
| IRHERYFU | 121 | IRSEDNM30FQ | 117 | LSDAGE | 48 |
| IRHH65_2 | 623 | IRSEDNMAGE | 127 | LSDAGLST | 327 |
| IRHHSIZ2 | 622 | IRSEDNMINIT | 125 | LSDFLAG | 131 |
| IRIMPONCN | 458 | IRSEDNMREC | 109 | LSDMFU | 49 |
| IRIMPGOUT | 459 | IRSEDNMYFU | 127 | LSDMLU | 328 |
| IRIMPGOUTM | 459 | IRSEVPNRMIS | 298 | LSDMON | 131 |
| IRIMPHHL | 460 | IRSEVPNRUNM | 298 | LSDREC | 49 |
| IRIMPHHLD | 460 | IRSEVSEDMIS | 299 | LSDYFU | 48 |
| IRIMPPEOP | 459 | IRSEVSEDUNM | 300 | LSDYLU | 327 |
| IRIMPPEOPM | 459 | IRSEVSTMMIS | 299 | LSDYR | 131 |
| IRIMPREMEM | 458 | IRSEVSTMUNM | 299 | LVLDIFCARE2 | 606 |
| IRIMPRESF | 461 | IRSEVTRQMIS | 298 | LVLDIFCOMM2 | 606 |
| IRIMPRESFM | 461 | IRSEVTRQUNM | 299 | LVLDIFHEAR2 | 605 |
| IRIMPSOC | 460 | IRSEX | 607 | LVLDIFMEM2 | 606 |

INDEX

| | | | | | |
|-----------------------------|-----|----------------------------|-----|-----------------------------|-----|
| LVLDIFSEE2 | 605 | MJAGE | 22 | MRDAYPYR | 24 |
| LVLDIFWALK2 | 605 | MJDAY30A | 25 | MRJAGLST | 317 |
| MAIN102 | 644 | MJEVER | 22 | MRJFLAG | 130 |
| MDEIMPY | 557 | MJFOFLG | 24 | MRJMDAYS | 160 |
| MEDICARE | 631 | MJMFU | 23 | MRJMLU | 318 |
| MEDMJALL | 200 | MJONLYFLAG | 139 | MRJMON | 130 |
| MEDMJPA2 | 201 | MJONLYMON | 139 | MRJMONVAP | 581 |
| MEDMJYR | 200 | MJONLYYR | 139 | MRJYDAYS | 158 |
| MEFQFLG | 63 | MJREC | 23 | MRJYLU | 317 |
| MESC | 38 | MJYFU | 22 | MRJYR | 130 |
| MESCEVER | 141 | MJYRTOT | 23 | MRJYRBFER | 317 |
| METHAGLST | 331 | MMBATJOB1 | 591 | MRTOTFG | 23 |
| METHAM30E | 65 | MMBCLOSE | 591 | MTHNEDEVER | 189 |
| METHAM30N | 65 | MMBGIVE | 592 | MXMJPNLT | 315 |
| METHAMAGE | 62 | MMBJOINT | 584 | NDFLTXALC | 375 |
| METHAMEVR | 62 | MMBLOOSE | 584 | NDFLTXILAL | 376 |
| METHAMFLAG | 133 | MMBOTHER | 585 | NDFLTXILL | 376 |
| METHAMMFU | 63 | MMBPLACE1 | 590 | NDMORTALC | 341 |
| METHAMMON | 133 | MMBPLOSP2 | 591 | NDMORTCOC | 341 |
| METHAMREC | 63 | MMBSELL | 592 | NDMORTHAL | 341 |
| METHAMYFQ | 63 | MMBT30DY | 584 | NDMORTHER | 341 |
| METHAMYFU | 62 | MMBTDISP | 584 | NDMORTINH | 342 |
| METHAMYR | 133 | MMBTTPYR | 583 | NDMORTMRJ | 341 |
| METHDYPMO | 64 | MMBTREC1 | 583 | NDMORTMTH | 342 |
| METHDYPMO | 64 | MMBTREC2 | 583 | NDMORTOTH | 342 |
| METHDYSYR | 64 | MMBUYWHO1 | 590 | NDMORTPNR | 342 |
| METHEASWY | 64 | MMFCLOSE | 600 | NDMORTSED | 342 |
| METHMOLST | 332 | MMFGIVE | 600 | NDMORTSTM | 342 |
| METHNDAYPM | 160 | MMFKEEP | 600 | NDMORTTRO | 342 |
| METHNDAYYR | 159 | MMFPLACE | 599 | NDMORTXYR | 341 |
| METHNDLRC | 181 | MMFPLOS2 | 599 | NDMRDKWHR | 352 |
| METHNEEDL | 180 | MMFREWHO | 599 | NDMREFFRT | 350 |
| METHYRLST | 331 | MMFSELL | 600 | NDMRFNDOU | 353 |
| METOTFG | 63 | MMGETMJ | 583 | NDMRHANDL | 352 |
| MHLCLNC4 | 415 | MMGGIVE | 598 | NDMRJOBNG | 352 |
| MHLDOC4 | 415 | MMGKEEP | 598 | NDMRMIMPT | 353 |
| MHLDTMT4 | 415 | MMGSELL | 598 | NDMRNBRNG | 352 |
| MHLMNT4 | 415 | MMIPY | 466 | NDMRNOCOV | 351 |
| MHLOTH4 | 416 | MMJNPCAT1 | 586 | NDMRNOHLP | 352 |
| MHLSCHL4 | 416 | MMJNPCTB1 | 585 | NDMRNONED | 352 |
| MHLTHER4 | 415 | MMJNTNUM1 | 585 | NDMRNOTPY | 351 |
| MHPDEMP4 | 417 | MMLS10GM1 | 587 | NDMRNSTOP | 351 |
| MHPDFRE4 | 417 | MMLSGMS1 | 586 | NDMRNTIME | 353 |
| MHPDMCD4 | 417 | MMLSLBS1 | 587 | NDMROTRSN | 353 |
| MHPDMCR4 | 417 | MMLSOZS1 | 587 | NDMRPFULL | 351 |
| MHPDMIL4 | 417 | MMLSPCAT1 | 589 | NDMRTSPHR | 351 |
| MHPDOFM4 | 416 | MMLSPCTB1 | 588 | NDMRWANTD | 351 |
| MHPDPH14 | 417 | MMLSUNIT1 | 586 | NDSSDEPND | 207 |
| MHPDPRV4 | 417 | MMT30FRQ | 593 | NDTRNDKWHR | 378 |
| MHPDPUB4 | 417 | MMTCLOSE | 597 | NDTRNFNDOU | 379 |
| MHPDREH4 | 417 | MMTGIVE | 598 | NDTRNHANDL | 378 |
| MHPDSL4 | 416 | MMTJNTNM1 | 594 | NDTRNJOBNG | 378 |
| MHRCFID2 | 418 | MMTJOINT | 593 | NDTRNMIMPT | 379 |
| MHRCMIT2 | 418 | MMTJWRCB1 | 594 | NDTRNNBRNG | 378 |
| MHRCOST2 | 418 | MMTJWRTH1 | 594 | NDTRNNOCOV | 377 |
| MHRCOVID | 419 | MMTKKEEP | 597 | NDTRNNOHLP | 378 |
| MHRENUF2 | 418 | MMTLGMS1 | 595 | NDTRNNONED | 378 |
| MHRFOUT2 | 419 | MMTLOOSE | 593 | NDTRNNOTPY | 377 |
| MHRHAND2 | 419 | MMTLOZS1 | 595 | NDTRNNSTOP | 378 |
| MHRJOBS2 | 418 | MMTLUNIT1 | 595 | NDTRNNTIME | 378 |
| MHRNBR2 | 418 | MMTLWRCB1 | 596 | NDTRNPFULL | 378 |
| MHRNCOV2 | 418 | MMTLWRTH1 | 596 | NDTRNTSPHR | 377 |
| MHRNOHP2 | 419 | MMTOTHER | 594 | NDTRNWANTD | 377 |
| MHRNOND2 | 419 | MMTPLACE | 597 | NDTXDKWHR | 348 |
| MHRSOH2 | 420 | MMTPLOS2 | 597 | NDTXEFFRT | 347 |
| MHRTIME2 | 419 | MMTRADE | 592 | NDTXEFILAL | 376 |
| MHRTRAN2 | 419 | MMTRD30D | 592 | NDTXEFALC | 376 |
| MHRWHER2 | 418 | MMTRDREC | 593 | NDTXEFITILL | 376 |
| MICATPY | 467 | MMTRDWHO | 596 | NDTXFNDOU | 350 |
| MILSTAT | 602 | MMTSELL | 598 | NDTXHANDL | 349 |
| MILTCHLDR | 613 | MOVSNIPYR2 | 604 | NDTXJOBNG | 349 |
| MILTFAMILY | 612 | MR30EST | 25 | NDTXMIMPT | 350 |
| MILTPARNT | 613 | MRBSTWAY | 24 | NDTXNBRNG | 348 |
| MILTSIBLN | 613 | MRDAYPMO | 24 | NDTXNOCOV | 347 |
| MILTSPPAR | 612 | MRDAYPWK | 24 | NDTXNOHLP | 349 |

INDEX

| | | | | | |
|-----------------------------------|-----|----------------------------------|-----|------------------------------------|-----|
| NDTXNONED | 349 | PAROLREL | 313 | PRTALK3 | 443 |
| NDTXNOTPY | 347 | PCP | 38 | PRVDRGO2 | 443 |
| NDTXNSTOP | 348 | PCPAGE | 49 | PRVHLTIN | 632 |
| NDTXNTIME | 349 | PCPAGLST | 328 | PRXRETRY | 630 |
| NDTXOTRSN | 350 | PCPFLAG | 131 | PRXYDATA | 630 |
| NDTXPFULL | 348 | PCPMFU | 50 | PSILCY | 39 |
| NDTXTSPHR | 347 | PCPMLU | 329 | PSILCYEVER | 141 |
| NDTXWANTD | 348 | PCPMON | 132 | PSYANYFLAG | 135 |
| NDXYOTH1 | 346 | PCPREC | 50 | PSYANYYR | 135 |
| NDXYOTH2 | 346 | PCPYFU | 50 | PSYCHFLAG | 138 |
| NDXYOTH3 | 346 | PCPYLU | 328 | PSYCHMON | 138 |
| NDXYOTH4 | 346 | PCPYR | 131 | PSYCHYR | 138 |
| NDXYOTH5 | 346 | PDEN10 | 643 | PYUD5ALC | 288 |
| NDXYRADG | 340 | PEYOTE | 38 | PYUD5COC | 288 |
| NDXYRALC | 343 | PEYOTEEVER | 141 | PYUD5HAL | 289 |
| NDXYRCOC | 343 | PIPE30DY | 16 | PYUD5HER | 289 |
| NDXYRHAL | 344 | PIPEVER | 16 | PYUD5INH | 289 |
| NDXYRHER | 343 | PIPFLAG | 128 | PYUD5MRJ | 288 |
| NDXYRINH | 344 | PIPMON | 128 | PYUD5MTH | 289 |
| NDXYRMRJ | 343 | PMNICDEP | 207 | QUARTER | 601 |
| NDXYRMTM | 344 | PNRANYFLAG | 134 | QUESTID2 | 3 |
| NDXYROTH | 345 | PNRANYLIF | 66 | RCVMHASPTX4 | 420 |
| NDXYRPNR | 344 | PNRANYREC | 66 | RCVMHNSPTX4 | 420 |
| NDXYRSED | 345 | PNRANYYR | 134 | RCVMHOSPTX4 | 420 |
| NDXYRSTM | 345 | PNRMAINRSN | 167 | RCVSPTXNMH4 | 420 |
| NDXYRTRQ | 345 | PNRNDAYPM | 161 | RCVYMHPRB | 579 |
| NEWRACE2 | 609 | PNRNM30AL | 73 | RCVYSUBPRB | 579 |
| NITOXID | 54 | PNRNM30D | 72 | RESIDVST | 518 |
| NITOXIEVER | 142 | PNRNM30ES | 73 | RKFQDBLT | 194 |
| NMERTMT2 | 381 | PNRNM30FQ | 72 | RKFQBLT | 194 |
| NMNGTHS2 | 382 | PNRNMAGE | 72 | RLGATTD | 444 |
| NMVSOEST | 382 | PNRNMFLAG | 136 | RLGDCCSN | 444 |
| NMVSOPT2 | 382 | PNRNMINIT | 71 | RLGFRND | 444 |
| NOBOOKY2 | 309 | PNRNMLAS1 | 75 | RLGIMPT | 444 |
| NOMARR2 | 602 | PNRNMMLIF | 70 | RSKBNGDLY | 192 |
| NONABOVEV | 388 | PNRNMFMU | 72 | RSKBNGWK | 192 |
| NOSPT5YRAL | 377 | PNRNMMON | 136 | RSKCIQPKD | 190 |
| NPCOLDFLAG | 189 | PNRNMREC | 71 | RSKCOCMON | 191 |
| NPCOLDMON | 189 | PNRNMYFU | 72 | RSKCOCWK | 192 |
| NPCOLDYR | 189 | PNRNMYR | 136 | RSKHERTRY | 191 |
| NRCH17_2 | 622 | PNRNORXFG | 78 | RSKHERWK | 191 |
| OPIANYR | 135 | PNRRSDGFX | 77 | RSKLSDTRY | 191 |
| OPINMMON | 138 | PNRRSEMOT | 76 | RSKLSDWK | 191 |
| OPINMYR | 138 | PNRRSEXPT | 76 | RSKMRJMON | 190 |
| OPMATYR2 | 579 | PNRRSHIGH | 76 | RSKMRJWK | 190 |
| OTCFLAG | 177 | PNRRSHOOK | 77 | RSKYFQDGR | 194 |
| OTDGNDLA | 182 | PNRRSMAIN | 78 | RSKYFOTES | 194 |
| OTDGNDLB | 183 | PNRRSOTRS2 | 77 | RSNMJRMO | 199 |
| OTDGN DLC | 184 | PNRRSPAIN | 75 | RSNOMRJ | 199 |
| OTDGN DLD | 184 | PNRRSRELX | 76 | RVMHVRASPTX4 | 421 |
| OTDGN DLE | 185 | PNRRSSLEP | 76 | RVMHVRNSPTX4 | 421 |
| OTDGN DLRC | 185 | PNRRSSOR | 77 | RVMHVROSPTX4 | 420 |
| OTDGN EDL | 181 | PNRWYGAMT | 73 | RVSPTXNMHV4 | 421 |
| OTHAEREVER | 143 | PNRWYLNGR | 74 | RXALPRANY | 146 |
| OTHAEROS | 55 | PNRWYNORX | 73 | RXALPRMIS | 153 |
| OTHINS | 638 | PNRWYOFN | 74 | RXAMMEANY | 147 |
| OTHRPNRANY | 145 | PNRWYOTWY | 74 | RXAMMEMIS | 155 |
| OTHRPNRMIS | 153 | POVERTY3 | 642 | RXAMPHANY | 148 |
| OTHRSEDANY | 150 | PRALDLY2 | 441 | RXAMPHMIS | 155 |
| OTHRSEDMIS2 | 157 | PRBSOLV2 | 443 | RXANORANY | 148 |
| OTHRSTMANY | 148 | PRCHORE2 | 440 | RXANORMIS | 156 |
| OTHRSTMMIS | 156 | PREG | 395 | RXBARBANY | 150 |
| OTHRTRQANY | 147 | PREG2 | 395 | RXBARBMIS | 158 |
| OTHRTRQMIS | 155 | PREGAGE2 | 608 | RXBARPRANY | 144 |
| OXCNANYR | 66 | PREGNANT | 380 | RXBUPRMIS | 151 |
| OXCNNMAGE | 70 | PREGPGM2 | 443 | RXBZOSANY | 149 |
| OXCNNMMFU | 71 | PREVIOL2 | 443 | RXBZOSMIS | 157 |
| OXCNNMYFU | 70 | PRGDJOB2 | 440 | RXBZOTANY | 145 |
| OXCNNMYR | 70 | PRLMTTV2 | 440 | RXBZOTMIS | 153 |
| OXYCNANYR | 134 | PRMJEV2 | 441 | RXCLONANY | 146 |
| OXYCNMYR | 136 | PRMJMO | 441 | RXCLONMIS | 154 |
| PARCHKHW | 439 | PROB | 316 | RXCODEANY | 144 |
| PARHLPHW | 440 | PROBATON | 313 | RXCODEMIS | 151 |
| PARLMTSN | 440 | PRPKCIG2 | 441 | RXCYCLANY | 147 |
| PAROL | 316 | PRPROUD2 | 440 | RXCYCLMIS | 154 |

INDEX

| | | | | | |
|----------------------------------|-----|-----------------------------------|-----|----------------------------------|-----|
| RXDEMEANY | 145 | SEDWYGAMT | 96 | SNRLGIMP | 423 |
| RXDEMEMIS | 152 | SEDWYLNGR | 96 | SNRLGSVC | 423 |
| RXDIAZANY | 146 | SEDWYNORX | 96 | SNYATTAK | 422 |
| RXDIAZMIS | 154 | SEDWYOFTN | 96 | SNYSELL | 422 |
| RXESZOANY | 149 | SEDWYOTWY | 97 | SNYSTOLE | 422 |
| RXESZOMIS | 157 | SERVICE | 602 | SOLVENEVER | 142 |
| RXFLURANY | 150 | SEVYRPNRANY | 306 | SOLVENT | 54 |
| RXHYDCANY | 143 | SEVYRSEDANY | 307 | SOMHANGR | 524 |
| RXHYDCMIS | 150 | SEVYRSTMAN | 307 | SOMHBRK | 523 |
| RXHYDMANY | 145 | SEVYRTRQANY | 307 | SOMHDP | 523 |
| RXHYDMMIS | 152 | SEXAGE | 609 | SOMHEAT | 524 |
| RXLORAANY | 146 | SEXTRACT | 604 | SOMHFEA | 523 |
| RXLORAMIS | 153 | SEXIDENT | 605 | SOMHRITE | 524 |
| RXMORPANY | 144 | SEXTRACE | 609 | SOMHFMLY | 524 |
| RXMORPMIS | 151 | SHSWANGR | 529 | SOMHFRND | 525 |
| RXMRLXANY | 146 | SHSWBRK | 529 | SOMHMEND | 525 |
| RXMRLXMIS | 154 | SHSWDPR | 529 | SOMHOT2 | 526 |
| RXMTDNANY | 145 | SHSWHEAT | 529 | SOMHOTPP | 525 |
| RXMTDNMIS | 152 | SHSWFEA | 529 | SOMHSCHL | 525 |
| RXMTHPANY | 148 | SHSWFITE | 529 | SPAINTEVER | 143 |
| RXMTHPMIS | 156 | SHSWFMLY | 530 | SPDPSTMON | 464 |
| RXOXCOANY | 143 | SHSWFRND | 530 | SPDPSTYR | 464 |
| RXOXCOMIS | 151 | SHSWMEND | 530 | SPEAKENGL | 605 |
| RXOXYMANY | 144 | SHSWOTH2 | 530 | SPINVST2 | 519 |
| RXOXYMMIS | 152 | SHSWOTPP | 530 | SPOUTVST | 519 |
| RXPROVANY | 148 | SHSWSCHL | 530 | SPPAINT | 55 |
| RXPROVMIS | 156 | SIMHANG2 | 521 | SRCCLFRPNR | 173 |
| RXSOMAANY | 147 | SIMHBRK2 | 520 | SRCCLFRSED | 173 |
| RXSOMAMIS | 154 | SIMHDP | 520 | SRCCLFRSTM | 173 |
| RXTEMAANY | 150 | SIMHEAT2 | 521 | SRCCLFRTRQ | 173 |
| RXTRAMANY | 144 | SIMHFEA2 | 520 | SRCFRPNRNM | 172 |
| RXTRAMMIS | 151 | SIMHFIT2 | 521 | SRCFRSEDNM | 173 |
| RXTRIAANY | 149 | SIMHFML2 | 521 | SRCFRSTMNM | 172 |
| RXZALEANY | 149 | SIMHFRD2 | 522 | SRCFRTRQNM | 172 |
| RXZOHYANY | 143 | SIMHMEN2 | 522 | SRCNRNM2 | 171 |
| RXZOHYMIS | 150 | SIMHOTH3 | 523 | SRCSEDNM2 | 171 |
| RXZOLPANY | 149 | SIMHOTP2 | 522 | SRCSTMNM2 | 171 |
| RXZOLPMIS | 157 | SIMHSCH2 | 522 | SRCTRQNM2 | 171 |
| SALVIADIV | 39 | SMHANGR2 | 527 | STDANYR | 386 |
| SALVIAFLAG | 133 | SMHBRK2 | 526 | STMANYFLAG | 134 |
| SALVIAMON | 133 | SMHDP | 526 | STMANYLIF | 68 |
| SALVIAREC | 52 | SMHEAT2 | 527 | STMANYREC | 68 |
| SALVIAYR | 133 | SMHFEA2 | 526 | STMANYYR | 134 |
| SCHFELT | 439 | SMHFITE2 | 527 | STMMAINRSN | 169 |
| SEDANYFLAG | 134 | SMHFMLY2 | 527 | STMNDAYPM | 161 |
| SEDANYLIF | 69 | SMHFRND2 | 528 | STMNDLREC | 89 |
| SEDANYREC | 69 | SMHMEND2 | 528 | STMNDLYR | 89 |
| SEDANYYR | 135 | SMHOTH3 | 529 | STMNM30AL | 88 |
| SEDMAINRSN | 170 | SMHOTPP2 | 528 | STMNM30D | 87 |
| SEDNDAYPM | 161 | SMHSCHL2 | 528 | STMNM30ES | 88 |
| SEDNM30AL | 96 | SMHVST2 | 520 | STMNM30FQ | 87 |
| SEDNM30D | 95 | SMIPPPY | 465 | STMNMAGE | 86 |
| SEDNM30ES | 95 | SMIPY | 466 | STMNMFLAG | 136 |
| SEDNM30FQ | 95 | SMIRSUD5ANY | 468 | STMNMINIT | 86 |
| SEDNMAGE | 94 | SMISUD5ANY | 467 | STMNMLAS1 | 90 |
| SEDNMFLAG | 137 | SMISUD5ANYO | 468 | STMNMLIF | 86 |
| SEDNMINIT | 94 | SMISUD5MIS | 467 | STMNMMFU | 87 |
| SEDNMLAST | 97 | SMKAGLAST | 320 | STMNMMON | 137 |
| SEDNMLIF | 94 | SMKLSMDAYS | 159 | STMNMREC | 86 |
| SEDNMMFU | 95 | SMKLSS30E | 12 | STMNMYFU | 87 |
| SEDNMMON | 137 | SMKLSS30N | 12 | STMNMYR | 137 |
| SEDNMREC | 94 | SMKLSSSEVR | 10 | STMNORXFG | 93 |
| SEDNMYFU | 95 | SMKLSSFLAG | 128 | STMRSALRT | 91 |
| SEDNMYR | 137 | SMKLSSMFU | 11 | STMRSCONC | 90 |
| SEDNORXFG | 99 | SMKLSSMON | 129 | STMRSDFGX | 91 |
| SEDRSDGFX | 98 | SMKLSSREC | 11 | STMRSSEPT | 91 |
| SEDRSEMOT | 98 | SMKLSSSTRY | 10 | STMRSHIGH | 91 |
| SEDRSEXT | 97 | SMKLSSYFU | 11 | STMRSHOOK | 92 |
| SEDRSHIGH | 98 | SMKLSSYR | 129 | STMRSMAIN | 92 |
| SEDRSHOOK | 98 | SMKMOLAST | 321 | STMRSOTRS2 | 92 |
| SEDRSMAN | 99 | SMKYRLAST | 320 | STMRSOR | 92 |
| SEDRSOTRS2 | 99 | SMMIPY | 466 | STMRSSTDY | 91 |
| SEDRSRELX | 97 | SNFAMJEV | 422 | STMRSWGHT | 90 |
| SEDRSSLEP | 98 | SNRLDCSN | 423 | STMWYGAMT | 88 |
| SEDRSSOR | 99 | SNRLFRND | 423 | STMWYLNGR | 89 |

INDEX

| | | | | | |
|--------------------------|-----|---------------------------|-----|---------------------------|-----|
| <u>STMWYNORX</u> | 88 | <u>TRQRSEXPT</u> | 83 | <u>TXYRILNAL</u> | 366 |
| <u>STMWYOTFN</u> | 88 | <u>TRQRSHIGH</u> | 83 | <u>TXYRMHCAD</u> | 337 |
| <u>STMWYOTWY</u> | 89 | <u>TRQRSHOOK</u> | 84 | <u>TXYRMHCAL</u> | 372 |
| <u>STNDALC</u> | 439 | <u>TRQRSMAIN</u> | 85 | <u>TXYRMHCIL</u> | 373 |
| <u>STNDDNK</u> | 439 | <u>TRQRSOTRS2</u> | 85 | <u>TXYRMHCOP</u> | 336 |
| <u>STNDSBIG</u> | 439 | <u>TRQRSRELY</u> | 83 | <u>TXYRMHCOP2</u> | 374 |
| <u>STNDSMJ</u> | 439 | <u>TRQRSSLEP</u> | 83 | <u>TXYRONDYX</u> | 361 |
| <u>SUICTHNK</u> | 452 | <u>TRQRSSOR</u> | 84 | <u>TXYROTHAD</u> | 340 |
| <u>SUIPLANAYR</u> | 453 | <u>TRQWYGAMT</u> | 81 | <u>TXYROTHER</u> | 339 |
| <u>SVBZOANYR</u> | 69 | <u>TRQWYLNGR</u> | 82 | <u>TXYROTHSP2</u> | 339 |
| <u>SVBZONMYR</u> | 99 | <u>TRQWYNORX</u> | 81 | <u>TXYROUTAD</u> | 336 |
| <u>SVYRCNSANY</u> | 307 | <u>TRQWYOTFN</u> | 81 | <u>TXYROUTAL</u> | 372 |
| <u>SVYRDUDANY</u> | 308 | <u>TRQWYOTWY</u> | 82 | <u>TXYROUTIL</u> | 373 |
| <u>SVYROPIANY</u> | 307 | <u>TXCURRENT</u> | 340 | <u>TXYROUTPT</u> | 336 |
| <u>SVYRPSYANY</u> | 307 | <u>TXEVRRCDV</u> | 334 | <u>TXYROUTPT2</u> | 374 |
| <u>SVYRSUDANY</u> | 308 | <u>TXEVRRCDV2</u> | 366 | <u>TXYRPRRAD</u> | 338 |
| <u>SVYRTQSDANY</u> | 307 | <u>TXFGADAGE</u> | 364 | <u>TXYRPRRAL</u> | 372 |
| <u>SYNMRJEVR</u> | 575 | <u>TXFGALAGE</u> | 363 | <u>TXYRPRRIL</u> | 373 |
| <u>SYNMRJFLAG</u> | 582 | <u>TXFGDGAGE</u> | 364 | <u>TXYRPRRISN</u> | 338 |
| <u>SYNMRJMON</u> | 582 | <u>TXLTPYCURRSP</u> | 371 | <u>TXYRPRRISN2</u> | 374 |
| <u>SYNMRJREC</u> | 575 | <u>TXLTPYEMPL</u> | 361 | <u>TXYRRECDV</u> | 334 |
| <u>SYNMRJYR</u> | 582 | <u>TXLTPYEMPL2</u> | 369 | <u>TXYRRECDV2</u> | 366 |
| <u>SYNSTMEVR</u> | 575 | <u>TXLTPYFREE</u> | 361 | <u>TXYRRESAD</u> | 336 |
| <u>SYNSTMFLAG</u> | 582 | <u>TXLTPYHINS</u> | 359 | <u>TXYRRESAL</u> | 372 |
| <u>SYNSTMMON</u> | 582 | <u>TXLTPYHINS2</u> | 368 | <u>TXYRRESIL</u> | 373 |
| <u>SYNSTMREC</u> | 576 | <u>TXLTPYMCAD</u> | 360 | <u>TXYRRESOV</u> | 335 |
| <u>SYNSTMYR</u> | 582 | <u>TXLTPYMCAD2</u> | 368 | <u>TXYRRESOV2</u> | 374 |
| <u>TALKPROB</u> | 442 | <u>TXLTPYMCRE</u> | 359 | <u>TXYRSLFAD</u> | 338 |
| <u>TCHGJOB</u> | 439 | <u>TXLTPYMCRE2</u> | 368 | <u>TXYRSLFAL</u> | 372 |
| <u>TELEPTYR</u> | 382 | <u>TXLTPYMNPLC2</u> | 354 | <u>TXYRSLFHP</u> | 338 |
| <u>TELEPTYR2</u> | 395 | <u>TXLTPYOTHR2</u> | 361 | <u>TXYRSLFHP2</u> | 374 |
| <u>THERVST</u> | 519 | <u>TXLTPYPUBL</u> | 360 | <u>TXYRSLFIL</u> | 373 |
| <u>TOBALCFG</u> | 141 | <u>TXLTPYPUBL2</u> | 368 | <u>TXYRSPALC</u> | 369 |
| <u>TOBALCMN</u> | 141 | <u>TXLTPYSVNG</u> | 360 | <u>TXYRSPILAL</u> | 371 |
| <u>TOBALCYR</u> | 141 | <u>TXLTPYSVNG2</u> | 368 | <u>TXYRSPILL</u> | 369 |
| <u>TOBCIGNL</u> | 129 | <u>TXLTYDAYS2</u> | 359 | <u>TXYRTELE</u> | 339 |
| <u>TOBCIGVAP</u> | 581 | <u>TXLTYOCOM2</u> | 358 | <u>TXYRTELE2</u> | 374 |
| <u>TOBFLAG</u> | 129 | <u>TXND5ILALMIS</u> | 375 | <u>TXYRTELEAL</u> | 373 |
| <u>TOBMON</u> | 129 | <u>TXND5ILLMIS</u> | 375 | <u>TXYRTELEIL</u> | 374 |
| <u>TOBNVAPFLAG</u> | 580 | <u>TXND5YRALC</u> | 375 | <u>TXYRUSEADB</u> | 335 |
| <u>TOBNVAPMON</u> | 580 | <u>TXNR5ILALMIS</u> | 377 | <u>TXYRUSEALC</u> | 354 |
| <u>TOBNVAPYR</u> | 580 | <u>TXNR5ILLMIS</u> | 377 | <u>TXYRUSECNS</u> | 368 |
| <u>TOBVAPONL</u> | 581 | <u>TXRCVDREC</u> | 353 | <u>TXYRUSECOC</u> | 355 |
| <u>TOBYR</u> | 129 | <u>TXSHGALDB</u> | 364 | <u>TXYRUSECOC2</u> | 367 |
| <u>TQSDANYFLG</u> | 135 | <u>TXSHGFLAG</u> | 365 | <u>TXYRUSEHAL</u> | 355 |
| <u>TQSDANYR</u> | 135 | <u>TXSHGWENT</u> | 364 | <u>TXYRUSEHAL2</u> | 367 |
| <u>TQSDNMFLAG</u> | 137 | <u>TXYALDAAG</u> | 363 | <u>TXYRUSEHER</u> | 355 |
| <u>TQSDNMMON</u> | 137 | <u>TXYALDDAG</u> | 363 | <u>TXYRUSEHER2</u> | 367 |
| <u>TQSDNMYR</u> | 137 | <u>TXYALODAG</u> | 362 | <u>TXYRUSEINH</u> | 356 |
| <u>TRBZOANYR</u> | 67 | <u>TXYALODRG</u> | 362 | <u>TXYRUSEINH2</u> | 367 |
| <u>TRBZONMYR</u> | 85 | <u>TXYALONAG</u> | 362 | <u>TXYRUSEMAIN2</u> | 358 |
| <u>TRIMEST</u> | 395 | <u>TXYDROAAG</u> | 363 | <u>TXYRUSEMRJ</u> | 355 |
| <u>TRQANYFLAG</u> | 134 | <u>TXYDROALC</u> | 363 | <u>TXYRUSEMRJ2</u> | 367 |
| <u>TRQANYLIF</u> | 67 | <u>TXYDRONAG</u> | 362 | <u>TXYRUSEMTH</u> | 356 |
| <u>TRQANYREC</u> | 67 | <u>TXYRALC</u> | 366 | <u>TXYRUSEMTH2</u> | 367 |
| <u>TRQANYR</u> | 134 | <u>TXYRALNIL</u> | 366 | <u>TXYRUSEOPI</u> | 368 |
| <u>TRQMAINRSN</u> | 168 | <u>TXYRDRPAD</u> | 337 | <u>TXYRUSEOTH</u> | 357 |
| <u>TRQNDAYPM</u> | 161 | <u>TXYRDRPAL</u> | 372 | <u>TXYRUSEPNR</u> | 356 |
| <u>TRQNM30AL</u> | 81 | <u>TXYRDRPIL</u> | 373 | <u>TXYRUSEPNR2</u> | 367 |
| <u>TRQNM30D</u> | 80 | <u>TXYRDRPRV</u> | 337 | <u>TXYRUSEPSY</u> | 368 |
| <u>TRQNM30ES</u> | 80 | <u>TXYRDRPRV2</u> | 374 | <u>TXYRUSESED</u> | 357 |
| <u>TRQNM30FQ</u> | 80 | <u>TXYREMRAD</u> | 337 | <u>TXYRUSESED2</u> | 367 |
| <u>TRQNMAGE</u> | 79 | <u>TXYREMRAL</u> | 372 | <u>TXYRUSESTM</u> | 357 |
| <u>TRQNMFLAG</u> | 136 | <u>TXYREMRGN</u> | 337 | <u>TXYRUSESTM2</u> | 367 |
| <u>TRQNMINT</u> | 79 | <u>TXYREMRGN2</u> | 374 | <u>TXYRUSETRQ</u> | 356 |
| <u>TRQNMLAS1</u> | 82 | <u>TXYREMRIL</u> | 373 | <u>TXYRUSETRQ2</u> | 367 |
| <u>TRQNMLIF</u> | 79 | <u>TXYRERDRG</u> | 340 | <u>TXYRUSETRSD</u> | 368 |
| <u>TRQNMFMU</u> | 80 | <u>TXYRERNM2</u> | 340 | <u>TXYSILANAL</u> | 371 |
| <u>TRQNMMON</u> | 136 | <u>TXYRHOSAD</u> | 335 | <u>TXYSPALNIL</u> | 370 |
| <u>TRQNMREC</u> | 79 | <u>TXYRHOSAL</u> | 372 | <u>TXYSPILNAL</u> | 371 |
| <u>TRQNMRYFU</u> | 80 | <u>TXYRHOSIL</u> | 373 | <u>UADBAR</u> | 568 |
| <u>TRQNMRYR</u> | 136 | <u>TXYRHOSOV</u> | 335 | <u>UADBUND</u> | 570 |
| <u>TRQNRXFG</u> | 85 | <u>TXYRHOSOV2</u> | 374 | <u>UADBWHO</u> | 569 |
| <u>TRQRSDFX</u> | 84 | <u>TXYRILANAL</u> | 366 | <u>UADCAG</u> | 570 |
| <u>TRQRSEMOT</u> | 84 | <u>TXYRILL</u> | 366 | <u>UADCAR</u> | 568 |

INDEX

| | | | | | |
|-----------------------------|-----|------------------------------|-----|------------------------------|-----|
| UADEVNT | 568 | UDALWVOMIT | 215 | UDHEWDFEVER | 239 |
| UADFRD | 571 | UDALWORKPRB | 213 | UDHEWDFLBLU | 238 |
| UADFWHO | 570 | UDALWSHSTOP | 211 | UDHEWDRUNNY | 238 |
| UADHOME | 568 | UDCCAVOIDWD | 232 | UDHEWDSLEEP | 239 |
| UADMONEY | 569 | UDCCA/VWCOCN | 232 | UDHEWDSWEAT | 238 |
| UADOTHM | 568 | UDCCA/VWMETH | 233 | UDHEWDVOMIT | 238 |
| UADOTSP2 | 569 | UDCCA/VWOTH | 233 | UDHEWDYAWNS | 239 |
| UADPAID | 569 | UDCCA/VWSTIM | 233 | UDHEWORKPRB | 237 |
| UADPEOP | 568 | UDCCFMLYCTD | 230 | UDHEWSHSTOP | 235 |
| UADPLACE | 570 | UDCCFMLYPRB | 230 | UDINFMLYCTD | 248 |
| UADPUBL | 568 | UDCCGETHURT | 230 | UDINFMLYPRB | 248 |
| UADROTH | 569 | UDCCHLTHCTD | 229 | UDINGETHURT | 249 |
| UADSCHL | 569 | UDCCHLTHPRB | 228 | UDINHLTHTCTD | 247 |
| UD5ALNILANY | 306 | UDCCLESSEFF | 227 | UDINHLTTHPRB | 247 |
| UD5ALNILMIS | 306 | UDCCLRGAMTS | 226 | UDINLESSEFF | 246 |
| UD5ALNILUNM | 306 | UDCCMNTLCTD | 229 | UDINLRGAMTS | 245 |
| UD5CNSANY | 303 | UDCCMNTLPRB | 229 | UDINMNTLCTD | 247 |
| UD5CNSMIS | 303 | UDCCNEEDMOR | 227 | UDINMNTLPRB | 247 |
| UD5CNSUNM | 303 | UDCCNOTSTOP | 228 | UDINNEEDMOR | 246 |
| UD5HRPNRANY | 302 | UDCCSTOPACT | 229 | UDINNOTSTOP | 246 |
| UD5HRPNRMIS | 302 | UDCCSTRURGE | 227 | UDINSTOPACT | 248 |
| UD5HRPNRUNM | 302 | UDCCTIMEGET | 226 | UDINSTRURGE | 245 |
| UD5IEMANY | 304 | UDCCTIMEUSE | 226 | UDINTIMEGET | 245 |
| UD5IEMMIS | 304 | UDCCTRYSTOP | 228 | UDINTIMEUSE | 245 |
| UD5IEMUNM | 304 | UDCCWANTBAD | 227 | UDINTRYSTOP | 246 |
| UD5ILAALANY | 305 | UDCCWDDREAM | 231 | UDINWANTBAD | 245 |
| UD5ILAALMIS | 305 | UDCCWDFLBLU | 231 | UDINWORKPRB | 248 |
| UD5ILAALUNM | 305 | UDCCWDHNGRY | 232 | UDINWSHSTOP | 246 |
| UD5ILALANY | 304 | UDCCWDSITST | 232 | UDMEAVOIDWD | 254 |
| UD5ILALMIS | 304 | UDCCWDSLEEP | 231 | UDMEAVWCOCN | 255 |
| UD5ILALUNM | 304 | UDCCWDTIRED | 231 | UDMEAVWMETH | 254 |
| UD5ILLANY | 303 | UDCCWORKPRB | 230 | UDMEAVWOTHR | 255 |
| UD5ILLMIS | 303 | UDCCWSHSTOP | 228 | UDMEAVWSTIM | 255 |
| UD5ILLUNM | 303 | UDHAFMLYCTD | 244 | UDMEFVLYCTD | 253 |
| UD5ILNALANY | 305 | UDHAFMLYPRB | 244 | UDMEFMLYPRB | 252 |
| UD5ILNALMIS | 305 | UDHAGETHURT | 244 | UDMEGETHURT | 253 |
| UD5ILNALUNM | 305 | UDHAHLTHCTD | 243 | UDMEHLTHCTD | 251 |
| UD5OPIANY | 302 | UDHAHLTHPRB | 242 | UDMEHLTHPRB | 251 |
| UD5OPIMIS | 302 | UDHALESSEFF | 242 | UDMELESSEFF | 250 |
| UD5OPIUNM | 302 | UDHALRGAMTS | 241 | UDMELRGAMTS | 249 |
| UD5PSYANY | 301 | UDHAMNTLCTD | 243 | UDMEMNTLCTD | 252 |
| UD5PSYMIS | 301 | UDHAMNTLPRB | 243 | UDMEMNTLPRB | 251 |
| UD5PSYUNM | 301 | UDHANEEDMOR | 241 | UDMENEEDMOR | 250 |
| UD5TRQSDANY | 301 | UDHANOTSTOP | 242 | UDMENOTSTOP | 250 |
| UD5TRQSDMIS | 301 | UDHASTOPACT | 243 | UDMESTOPACT | 252 |
| UD5TRQSDUNM | 301 | UDHASTRURGE | 241 | UDMESTRURGE | 250 |
| UDALAVOIDWD | 216 | UDHATIMEGET | 241 | UDMETIMEGET | 249 |
| UDALAVWALCO | 216 | UDHATIMEUSE | 240 | UDMETIMEUSE | 249 |
| UDALAVWOTHR | 217 | UDHATRYSTOP | 242 | UDMETRYSTOP | 250 |
| UDALAVWSVTR | 216 | UDHAWANTBAD | 241 | UDMEWANTBAD | 249 |
| UDALBLCKCTD | 212 | UDHAWORKPRB | 244 | UDMEWDDREAM | 253 |
| UDALBLCKOUT | 212 | UDHAWSHSTOP | 242 | UDMEWDFLBLU | 253 |
| UDALFMLYCTD | 214 | UDHEAVOIDWD | 239 | UDMEWDHNGRY | 254 |
| UDALFMLYPRB | 213 | UDHEAVWHERN | 240 | UDMEWDSITST | 254 |
| UDALGETHURT | 214 | UDHEAVWOTHR | 240 | UDMEWDSLEEP | 254 |
| UDALHLTHCTD | 211 | UDHEAVWPNRL | 240 | UDMEWDTIRED | 253 |
| UDALHLTHPRB | 211 | UDHEFMLYCTD | 237 | UDMEWORKPRB | 252 |
| UDALLESSEFF | 210 | UDHEFMLYPRB | 237 | UDMEWSHSTOP | 251 |
| UDALLRGAMTS | 209 | UDHEGETHURT | 237 | UDMJAVIDWD | 225 |
| UDALMNTLCTD | 212 | UDHEHLTHCTD | 236 | UDMJAVWMARJ | 225 |
| UDALMNTLPRB | 212 | UDHEHLTHPRB | 235 | UDMJAVWOTHR | 226 |
| UDALNEEDMOR | 210 | UDHELESSEFF | 235 | UDMJFMLYCTD | 222 |
| UDALNOTSTOP | 211 | UDHELRGAMTS | 234 | UDMJFMLYPRB | 221 |
| UDALSTOPACT | 213 | UDHEMNTLCTD | 236 | UDMJGETHURT | 222 |
| UDALSTRURGE | 210 | UDHEMNTLPRB | 236 | UDMJHLTHCTD | 220 |
| UDALTIMEGET | 209 | UDHENEEDMOR | 234 | UDMJHLTHPRB | 219 |
| UDALTIMEUSE | 209 | UDHENOTSTOP | 235 | UDMJLESSEFF | 218 |
| UDALTRYSTOP | 210 | UDHESTOPACT | 236 | UDMJLRGAMTS | 217 |
| UDALWANTBAD | 209 | UDHESTRURGE | 234 | UDMJMNTLCTD | 220 |
| UDALWDFLANX | 216 | UDHETIMEGET | 234 | UDMJMNTLPRB | 220 |
| UDALWDHALUC | 215 | UDHETIMEUSE | 233 | UDMJNEEDMOR | 218 |
| UDALWDSITST | 215 | UDHETRYSTOP | 235 | UDMJNOTSTOP | 219 |
| UDALWDSLEEP | 215 | UDHEWANTBAD | 234 | UDMJSTOPACT | 221 |
| UDALWDSWEAT | 214 | UDHEWDCRAMP | 238 | UDMJSTRURGE | 218 |
| UDALWDTRMBL | 214 | UDHEWDDIARR | 239 | UDMJTIMEGET | 217 |

INDEX

| | | | | | |
|-----------------------------------|-----|-----------------------------------|-----|-----------------------------------|-----|
| UDMJTIMEUSE | 217 | UDSTWDSLEEP | 278 | VAPFLVMON | 581 |
| UDMJTRYSO | 219 | UDSTWDTIRED | 277 | VAPFLVREC | 575 |
| UDMJWANTBAD | 218 | UDSTWORKPRB | 276 | VAPFLVYR | 581 |
| UDMJWDANGRY | 222 | UDSTWSHSTOP | 274 | VAPMRJEVR | 574 |
| UDMJWDAPPET | 223 | UDSVAVOIDWD | 287 | VAPMRJFLAG | 581 |
| UDMJWDCHILL | 225 | UDSVAVWALCO | 287 | VAPMRJMON | 581 |
| UDMJWDDEPRS | 223 | UDSVAVWOTH | 287 | VAPMRJREC | 574 |
| UDMJWDFEVER | 224 | UDSVAVWSVTR | 287 | VAPMRJYR | 581 |
| UDMJWDFLANX | 222 | UDSVFMLYCTD | 284 | VAPNICEVR | 574 |
| UDMJWDHEDAC | 225 | UDSVFMLYPRB | 284 | VAPNICFLAG | 580 |
| UDMJWDSHAKE | 224 | UDSVGETHURT | 285 | VAPNICMON | 580 |
| UDMJWDSITST | 223 | UDSVHLTHCTD | 282 | VAPNICREC | 574 |
| UDMJWDSLEEP | 223 | UDSVHLTHPRB | 282 | VAPNICYR | 580 |
| UDMJWDSTMCH | 224 | UDSVLESSEFF | 281 | VAPNUMTYPE | 582 |
| UDMJWDSWEAT | 224 | UDSVLRGAMTS | 280 | VAPTYPEMON | 582 |
| UDMJWORKPRB | 221 | UDSVMNTLCTD | 283 | VEREP | 646 |
| UDMJWSHSTOP | 219 | UDSVMNTLPRB | 283 | VESTR_C | 646 |
| UDPRAVOIDWD | 263 | UDSVNEEDMOR | 281 | WHODASDAED | 454 |
| UDPRAVWHERN | 263 | UDSVNOTSTOP | 282 | WHODASDASC | 465 |
| UDPRAVWOTH | 263 | UDSVSTOPACT | 283 | WHODASSCED | 454 |
| UDPRAVWPRL | 263 | UDSVSTRURGE | 281 | WHODASTOTSC | 465 |
| UDPRFMLYCTD | 260 | UDSVTIMEGET | 280 | WRK35WKUS | 616 |
| UDPRFMLYPRB | 260 | UDSVTIMEUSE | 280 | WRKDHRSWK2 | 615 |
| UDPRGETHURT | 260 | UDSVTRYSTOP | 281 | WRKDPSTWK | 615 |
| UDPRHLTHCTD | 258 | UDSVWANTBAD | 280 | WRKDPSTYR | 617 |
| UDPRHLTHPRB | 258 | UDSVWDFLANX | 286 | WRKDRGALB | 619 |
| UDPRLESSEFF | 257 | UDSVWDHALUC | 286 | WRKDRGEDU | 619 |
| UDPRLRGAMTS | 256 | UDSVWDSITST | 286 | WRKDRGHLP | 619 |
| UDPRMNTLCTD | 259 | UDSVWDSLEEP | 285 | WRKDRGPOL | 618 |
| UDPRMNTLPRB | 258 | UDSVWDSWEAT | 285 | WRKEFFORT | 616 |
| UDPRNEEDMOR | 257 | UDSVWDTRMBL | 285 | WRKHADJOB | 615 |
| UDPRNOTSTOP | 257 | UDSVWDVOMIT | 286 | WRKLASTYR2 | 618 |
| UDPRSTOPACT | 259 | UDSVWORKPRB | 284 | WRKNJBPYR | 617 |
| UDPRSTRURGE | 256 | UDSVWSHSTOP | 282 | WRKNJBWKS | 617 |
| UDPRTIMEGET | 256 | UDTRAVOIDWD | 271 | WRKNUMJOB2 | 617 |
| UDPRTIMEUSE | 255 | UDTRAVWALCO | 271 | WRKOKPREH | 620 |
| UDPRTRYSTOP | 257 | UDTRAVWOTH | 271 | WRKOKRAND | 620 |
| UDPRWANTBAD | 256 | UDTRAVWSVTR | 271 | WRKRSJOB | 616 |
| UDPRWDCRAMP | 261 | UDTRFMLYCTD | 268 | WRKRSNNOT | 616 |
| UDPRWDDIARR | 262 | UDTRFMLYPRB | 268 | WRKSELFEM | 617 |
| UDPRWDFEVER | 262 | UDTRGETHURT | 269 | WRKSICKMO | 618 |
| UDPRWDFBLU | 260 | UDTRHLTHCTD | 266 | WRKSKIPMO | 618 |
| UDPRWDRUNNY | 261 | UDTRHLTHPRB | 266 | WRKSTATWK2 | 615 |
| UDPRWDSLEEP | 262 | UDTRLESSEFF | 265 | WRKTSTIST | 620 |
| UDPRWDSWEAT | 261 | UDTRLRGAMTS | 264 | WRKTSTALC | 619 |
| UDPRWDVOMIT | 261 | UDTRMNTLCTD | 267 | WRKTSTDRG | 619 |
| UDPRWDYAWNS | 262 | UDTRMNTLPRB | 267 | WRKTSTHIR | 620 |
| UDPRWORKPRB | 259 | UDTRNEEDMOR | 265 | WRKTSTRDM | 620 |
| UDPRWSHSTOP | 258 | UDTRNOTSTOP | 266 | WTANSWER | 381 |
| UDSTAVOIDWD | 278 | UDTRSTOPACT | 267 | WTPOUND2 | 381 |
| UDSTAVWCOCN | 279 | UDTRSTRURGE | 265 | YALTMDE | 556 |
| UDSTAVWMETH | 279 | UDTRTIMEGET | 264 | YCLIN | 515 |
| UDSTAVWOTH | 279 | UDTRTIMEUSE | 264 | YCOUNMDE | 555 |
| UDSTAVWSTIM | 279 | UDTRTRYSTOP | 265 | YDAYTRT | 515 |
| UDSTFMLYCTD | 276 | UDTRWANTBAD | 264 | YDOCMD | 554 |
| UDSTFMLYPRB | 276 | UDTRWDFLANX | 270 | YEATNDYR | 424 |
| UDSTGETHURT | 277 | UDTRWDHALUC | 270 | YECOMACT | 435 |
| UDSTHLTHCTD | 274 | UDTRWDSITST | 270 | YEDECLAS | 436 |
| UDSTHLTHPRB | 274 | UDTRWDSLEEP | 269 | YEDERGLR | 436 |
| UDSTLESSEFF | 273 | UDTRWDSWEAT | 269 | YEDESPCL | 436 |
| UDSTLRGAMTS | 272 | UDTRWDTRMBL | 269 | YEDGPRGP | 434 |
| UDSTMNTLCTD | 275 | UDTRWDVOMIT | 270 | YEFAIACT | 435 |
| UDSTMNTLPRB | 275 | UDTRWORKPRB | 268 | YEFALDLY | 432 |
| UDSTNEEDMOR | 273 | UDTRWSHSTOP | 266 | YEFMJEVR | 432 |
| UDSTNOTSTOP | 274 | UDYR5PNRANY | 306 | YEFMIMO | 432 |
| UDSTSTOPACT | 275 | UDYR5SEDANY | 306 | YEFPKCIG | 432 |
| UDSTSTRURGE | 273 | UDYR5STMANY | 306 | YEGALDLY | 432 |
| UDSTTIMEGET | 272 | UDYR5TRQANY | 306 | YEGMJEVR | 431 |
| UDSTTIMEUSE | 272 | VAPANYEVR | 573 | YEGMIMO | 431 |
| UDSTTRYSTOP | 273 | VAPANYFLAG | 580 | YEGPKCIG | 431 |
| UDSTWANTBAD | 272 | VAPANYMON | 580 | YEHMSLYR | 424 |
| UDSTWDDREAM | 277 | VAPANYREC | 573 | YELSTGRD | 425 |
| UDSTWDFLBU | 277 | VAPANYYR | 580 | YEOTHACT | 436 |
| UDSTWDHNGRY | 278 | VAPFLVEVR | 575 | YEPALDLY | 431 |
| UDSTWDSITST | 278 | VAPFLVFLAG | 581 | YEPCHKHW | 427 |

INDEX

| | | | | | |
|------------------------------|-----|--------------------------|-----|-----------------------------|-----|
| YEPCHORE | 427 | YO_MDEA1 | 543 | YOWRLSL2 | 541 |
| YEPGDJOB | 428 | YO_MDEA2 | 543 | YOWRNOGD | 543 |
| YEPHLPHW | 427 | YO_MDEA3 | 544 | YOWRPLSR | 539 |
| YEPLMTSN | 428 | YO_MDEA4 | 544 | YOWRPREG | 540 |
| YEPLMTTV | 427 | YO_MDEA5 | 544 | YOWRPROB | 538 |
| YEPMJEV | 430 | YO_MDEA6 | 544 | YOWRSLEP | 541 |
| YEPMJMO | 431 | YO_MDEA7 | 544 | YOWRSLNO | 542 |
| YEPKICIG | 430 | YO_MDEA8 | 544 | YOWRSLOW | 542 |
| YEPROUD | 428 | YOATTAK2 | 441 | YOWRSMOR | 541 |
| YEPRBSLV | 434 | YOCOUNS | 549 | YOWRTHOT | 542 |
| YEPRGSTD | 435 | YODPDISC | 535 | YOWRWRTH | 543 |
| YEPRTDNG | 434 | YODPLSN | 536 | YPED | 515 |
| YEPVNTYR | 437 | YODPPROB | 537 | YPSY1MDE | 554 |
| YERLDCSN | 437 | YODPR2WK | 536 | YPSY2MDE | 554 |
| YERLFRND | 438 | YODPREV | 535 | YRELMDE | 555 |
| YERLGIMP | 437 | YODSCEV | 535 | YRESID | 515 |
| YERLGSVC | 437 | YODSLSN | 536 | YRXMDEYR | 554 |
| YESCHACT | 435 | YODSMMDE | 545 | YSDSHOME | 556 |
| YESCHFLT | 424 | YOFAMDOC | 548 | YSDSOVRL | 557 |
| YESCHIMP | 425 | YOFIGHT2 | 440 | YSDSREL | 557 |
| YESCHINT | 425 | YOGRPFT2 | 440 | YSDSSOC | 557 |
| YESCHWRK | 424 | YOHERBAL | 550 | YSDSWRK | 556 |
| YESLFHLP | 434 | YOHGUN2 | 441 | YSHSW | 516 |
| YESTSALC | 426 | YOLOSEV | 535 | YSOCMDE | 554 |
| YESTSCIG | 426 | YOLSI2WK | 536 | YSPEC | 516 |
| YESTSDNK | 426 | YOMDMDE | 554 | YSPTXNMH | 532 |
| YESTSMJ | 426 | YOMHMDE | 555 | YTHACT2 | 443 |
| YETCGJOB | 425 | YONURSE | 549 | YTHER | 515 |
| YETLKBGF | 433 | YOOTHDOC | 548 | YTXMDEYR | 554 |
| YETLKNON | 433 | YOOTHHP | 550 | YUCOSUIPLN | 514 |
| YETLKOTA | 433 | YOOTHMHP | 549 | YUCOSUIPLN2 | 534 |
| YETLKPAR | 433 | YOPB2WK | 546 | YUCOSUITHK | 513 |
| YETLKSOP | 433 | YOPBAGE | 545 | YUCOSUITHK2 | 533 |
| YEVIOPRV | 434 | YOPBDLYA | 545 | YUDYANGR | 499 |
| YEYARGUP | 428 | YOPBINTF | 545 | YUDYBKRU | 499 |
| YEYATTAK | 430 | YOPBNUM | 546 | YUDYDEPR | 499 |
| YEYFGTGP | 429 | YOPBRMBR | 545 | YUDYEATP | 499 |
| YEYFGTSW | 429 | YOPSDAYS | 548 | YUDYFEAR | 499 |
| YEYHGUN | 429 | YOPSHMGT | 546 | YUDYFITE | 499 |
| YEYSELL | 429 | YOPSRELS | 547 | YUDYFMLY | 500 |
| YEYSTOLE | 430 | YOPSSOC | 547 | YUDYFRND | 500 |
| YFLADLY2 | 442 | YOPSWORK | 547 | YUDYOTPP | 500 |
| YFLMJMO | 442 | YOPSYCH | 549 | YUDYSCHL | 500 |
| YFLPKCG2 | 441 | YOPSYMD | 549 | YUDYSOR | 500 |
| YFLTMRJ2 | 442 | YORELIG | 550 | YUDYTXN2 | 498 |
| YFOST | 515 | YORX12MO | 550 | YUDYTXYR | 498 |
| YHBCHMDE | 555 | YORXHLP | 551 | YUFCANGR | 497 |
| YHLTMDE | 555 | YORXNOW | 550 | YUFCARN2 | 496 |
| YHOME | 515 | YOSEEDOC | 548 | YUFCARYR | 496 |
| YHOSP | 515 | YOSELL2 | 441 | YUFCBKRU | 497 |
| YJAIL | 516 | YOSOCWRK | 549 | YUFCDEPR | 496 |
| YMDEAUD5YR | 552 | YOSTOLE2 | 441 | YUFCEATP | 497 |
| YMDEHARX | 556 | YOTHMDE | 555 | YUFCFEAR | 497 |
| YMDEHPO | 556 | YOTMTHLP | 551 | YUFCFITE | 497 |
| YMDEHPRX | 556 | YOTMTNOW | 550 | YUFCFMLY | 497 |
| YMDEIMAD5YR | 557 | YOWRAGE | 538 | YUFCFRND | 498 |
| YMDELT | 552 | YOWRCHR | 537 | YUFCOTPP | 498 |
| YMDERSUD5ANY | 553 | YOWRCONC | 543 | YUFCSCHL | 498 |
| YMDERXO2 | 556 | YOWRDCSN | 543 | YUFCSOR | 498 |
| YMDESUD5ANYO | 553 | YOWRDEPR | 538 | YUFDANGR | 508 |
| YMDESUD5MISO | 553 | YOWRDIET | 540 | YUFDBKRU | 508 |
| YMDETXRX | 554 | YOWRDISC | 538 | YUFDDDEPR | 508 |
| YMDEYR | 552 | YOWRDST | 537 | YUFDEATP | 508 |
| YMHASPTX | 533 | YOWRELES | 539 | YUFDFEAR | 508 |
| YMHNSPTX | 532 | YOWREMOR | 539 | YUFDFITE | 509 |
| YMHOSPTX | 532 | YOWRENRG | 541 | YUFDFMLY | 509 |
| YMHVRSNPTX | 533 | YOWRGAIN | 539 | YUFDFRND | 509 |
| YMHVROSPTX | 533 | YOWRGNL2 | 540 | YUFDOCN2 | 508 |
| YMIMISYANY | 557 | YOWRGROW | 540 | YUFDOCYR | 507 |
| YMIMS5YANY | 558 | YOWRHRS | 536 | YUFDOTPP | 509 |
| YMIMS5YMIS | 558 | YOWRIMP | 537 | YUFDSCHL | 509 |
| YMIUD5YANY | 553 | YOWRJINO | 542 | YUFDSOR | 509 |
| YMSUD5YANY | 553 | YOWRJITT | 542 | YUHOANGR | 493 |
| YMSUD5YMIS | 553 | YOWRLOSE | 540 | YUHOBKRU | 492 |
| YNURSMDE | 555 | YOWRLSIN | 539 | YUHODEPR | 492 |

INDEX

| | | | |
|----------------------------------|-----|--------------------------------|-----|
| YUHOEATP | 493 | YUTPEATP | 504 |
| YUHOFEAR | 492 | YUTPFEAR | 503 |
| YUHOFFITE | 493 | YUTPFITE | 504 |
| YUHOFMLY | 493 | YUTPFMLY | 504 |
| YUHOFRND | 493 | YUTPFRND | 504 |
| YUHOOTPP | 493 | YUTPOTPP | 504 |
| YUHOSCHL | 494 | YUTPSCHL | 505 |
| YUHOSOR | 494 | YUTPSOR | 505 |
| YUHOSPN2 | 492 | YUTPSTN2 | 503 |
| YUHOSPYR | 492 | YUTPSTYR | 503 |
| YUIHANGR | 506 | | |
| YUIHBKRU | 506 | | |
| YUIHDEPR | 505 | | |
| YUIHEATP | 506 | | |
| YUIHFEAR | 506 | | |
| YUIHFITE | 506 | | |
| YUIHFMLY | 506 | | |
| YUIHFRND | 507 | | |
| YUIHOTPP | 507 | | |
| YUIHSCHL | 507 | | |
| YUIHSOR | 507 | | |
| YUIHTPN2 | 505 | | |
| YUIHTPYR | 505 | | |
| YUJVDTN2 | 512 | | |
| YUJVDTON | 512 | | |
| YUJVDTYR | 513 | | |
| YUMHANGR | 501 | | |
| YUMHBKRU | 501 | | |
| YUMHCRN2 | 501 | | |
| YUMHCRYR | 500 | | |
| YUMHDEPR | 501 | | |
| YUMHEATP | 501 | | |
| YUMHFEAR | 501 | | |
| YUMHFITE | 502 | | |
| YUMHFMLY | 502 | | |
| YUMHFRND | 502 | | |
| YUMHOTPP | 502 | | |
| YUMHSCHL | 502 | | |
| YUMHSOR | 502 | | |
| YUMHTELYR | 513 | | |
| YUMHTELYR2 | 517 | | |
| YURSANGR | 495 | | |
| YURSBKRU | 495 | | |
| YURSDEPR | 494 | | |
| YURSEATP | 495 | | |
| YURSFEAR | 494 | | |
| YURSFITE | 495 | | |
| YURSFMLY | 495 | | |
| YURSFERN2 | 495 | | |
| YURSIDN2 | 494 | | |
| YURSIDYR | 494 | | |
| YURSOTPP | 496 | | |
| YURSSCHL | 496 | | |
| YURSSOR | 496 | | |
| YUSCEMYR | 512 | | |
| YUSCPGYR | 512 | | |
| YUSUIPLN | 514 | | |
| YUSUIPLNYR | 534 | | |
| YUSUITHK | 513 | | |
| YUSUITHKYR | 533 | | |
| YUSWANGR | 511 | | |
| YUSWBKRU | 510 | | |
| YUSWDEPR | 510 | | |
| YUSWEATP | 510 | | |
| YUSWFEAR | 510 | | |
| YUSWFITE | 511 | | |
| YUSWFMLY | 511 | | |
| YUSWFRND | 511 | | |
| YUSWOTPP | 511 | | |
| YUSWSCHL | 511 | | |
| YUSWSCYR | 510 | | |
| YUSWSOR | 512 | | |
| YUTPANGR | 504 | | |
| YUTPBKRU | 503 | | |
| YUTPDEPR | 503 | | |

INDEX

Appendix A

Drug Codes for Open-Ended Questions

The final drug codes for the 2021 National Survey on Drug Use and Health (NSDUH) were created from answers that respondents specified for use, misuse,¹ or treatment (including perceived need for treatment) for substances other than those that respondents were asked about directly in the interview. These responses are often referred to in NSDUH as “OTHER, Specify” data. Respondents in the 2021 NSDUH could specify (a) use in their lifetime of other hallucinogens or inhalants; (b) misuse in the past 12 months of other prescription drugs (pain relievers, tranquilizers, stimulants, or sedatives); (c) use of a needle in their lifetime to inject other drugs besides cocaine, heroin, or methamphetamine; (d) other substances for which they felt they needed treatment in the past 12 months; and (e) other substances for which they last received treatment in the past 12 months or for which they were currently receiving treatment.

This appendix does not include the codes for cough and cold medications mentioned in the special drugs section (edited variables COLDYR1 through COLDYR5) or for drugs mentioned in the consumption of alcohol section for medication-assisted treatment (edited variables ALMATOTHSP1 through ALMATOTHSP3 and OPMATOTHSP1 through OPMATOTHSP3). The cough and cold medicine and medication-assisted treatment codes are unique to those measures.

The substance use questions in NSDUH underwent a major redesign in 1999, and the prescription drug questions underwent a major redesign in 2015, greatly expanding the number of specific prescription drugs asked about in the interview.

Drug codes 101-199 and 1001-1999 represent sedatives, codes 201-299 and 2001-2999 represent tranquilizers, codes 301-399 and 3001-3999 represent stimulants, codes 401-499 and 4001-4999 represent pain relievers, codes 501-599 and 5001-5999 represent inhalants, and codes 601-699 and 6001-6999 represent hallucinogens. Opiates, not otherwise specified in the 401-499 and 4001-4999 code series (for example, heroin, speedball, and black tar heroin), are grouped in the 701-799 series. Drugs that do not fall in the above classifications are represented by the 801-899 and 8001-8999 code series.

Drugs are sorted by drug code in this appendix. Data users who know the name of a drug or part of a drug’s name can search for that drug in the electronic codebook using the appropriate search function (e.g., Ctrl-F for .docx files in Microsoft Word or PDF files in Adobe Acrobat if using a computer with a Windows operating system). Listed below are guidelines for online searching of the electronic appendix for drug codes.

- Do not require searches to be case sensitive. For example, searching for the term “bromo” will take data users to code 698 (2C-B, Bromo mescaline, Nexus), in which “Bromo” is capitalized, and code 6173 (2,5-dimethoxy-4-bromoamphetamine, Brolamfetamine, DOB), in which “bromo” is not capitalized.
- Search for alternate text strings if an initial search does not identify the code being sought. For example, code 698 includes the text string “2C-B.” In a search that is not case sensitive, code 698 will not be identified by searching for “2cb” without the

¹ Misuse of prescription drugs also has been referred to in NSDUH as “nonmedical” use. Since 2015, misuse of prescription drugs has been defined as use “in any way a doctor did not direct you to use it/them.” Examples of misuse provided to respondents include (a) use without a prescription of your own; (b) use in greater amounts, more often, or longer than directed; or (c) use in any other way not directed by a doctor.

hyphen or for “2-cb” instead of “2c b.” However, code 698 will be identified by shortening the search to “2c” or by searching for an alternative text string, such as “bromo.”

- Please be aware when searching for drug codes that some drugs are very similar in nomenclature or spelling. For example, the code level definitions for 2,5-Dimethoxy-4-methylphenethylamine (code 6154) and 2,5 Dimethoxy-4-methyl**thio**phenethylamine (code 6159) differ only in terms of the “thio” text for code 6159. These two codes will be identified in searches for “dimethoxy,” “methyl,” or “phenethylamine.” Data users could therefore incorrectly choose the drug corresponding to code 6154 when they intended to find the drug corresponding to code 6159, or vice versa. Therefore, data users are encouraged to examine all results from a search to avoid choosing an incorrect code from a similarly named drug.

Table A.1 Numeric Listing of Drug Codes for Open-Ended Questions, 2021 NSDUH Computer-Assisted Interviewing

| Code | Definition |
|------|--|
| 101 | Butisol |
| 102 | Buticaps |
| 103 | Amytal |
| 104 | Mebaral |
| 105 | Placidyl, Ethchlorvynol |
| 106 | Doriden |
| 107 | Noludar |
| 108 | Nembutal |
| 109 | Seconal |
| 110 | Tuinal |
| 111 | Dalmane [see also 1502] |
| 112 | Restoril [see also 1503] |
| 113 | Halcion [see also 1504] |
| 114 | Amobarbital |
| 115 | Phenobarbital |
| 116 | Methaqualone, Sopor, Quaalude [see also 138] |
| 117 | Chloral hydrate, Noctec |
| 118 | Pentobarbital, Pentothal, Sodium pentothal, Thiopental |
| 119 | Secobarbital |
| 120 | Downers; OTHER Sedative, NOT OTHERWISE SPECIFIED |
| 121 | USED SEDATIVE, DON'T KNOW NAME |
| 122 | Over-the-counter sleep aid; not specified <OTC> |
| 123 | Unisom <OTC> |
| 124 | Yellow jackets |
| 126 | Sominex <OTC> |
| 127 | Nytol <OTC> |
| 128 | Nervine <OTC> |
| 129 | Reds |
| 130 | Promethazine |
| 132 | Sleepettes <OTC> |
| 137 | 7-14 |
| 138 | Mandrax, Mandrix [see also 116] |
| 139 | Black widows |
| 142 | Belladonna |
| 145 | Red devil(s) |
| 146 | Bentyl, Dicyclomine |
| 152 | Eskabarb |
| 153 | Luminal |
| 154 | Alurate |
| 156 | Sodium barbital |
| 157 | Barbiturates |
| 159 | Octanox |
| 163 | Blue meanies |
| 164 | Yellow zombies |
| 171 | NyQuil <OTC> |

| Code | Definition |
|------|---|
| 172 | Dream Ease <OTC> |
| 173 | Wafers |
| 174 | Ambien [see also 1501] |
| 176 | Melatonin <OTC> |
| 177 | Bean |
| 179 | Water tee [sic] |
| 180 | Tylenol PM <OTC> |
| 181 | Excedrin PM <OTC> |
| 182 | Melzone |
| 184 | Red and blues |
| 186 | Butalbital |
| 187 | Belladonna plant/flower/root, deadly nightshade |
| 188 | Prosom |
| 189 | Sonata, Zaleplon |
| 190 | Dormin <OTC> |
| 191 | Blues |
| 194 | Quiet World <OTC> |
| 195 | Lotusate, Talbutal |
| 196 | Simply Sleep <OTC> |
| 197 | Topamax |
| 198 | Seducaps |
| | |
| 201 | Valium [see also 2506] |
| 202 | Librium [see also 2507] |
| 203 | Limbitrol [see also 276] |
| 204 | Menrium |
| 205 | Serax [see also 2508] |
| 206 | Tranxene |
| 207 | Ativan [see also 2503] |
| 208 | Centrax |
| 209 | Xanax [see also 2501, 2502] |
| 210 | Paxipam |
| 211 | BuSpar [see also 2511] |
| 212 | Miltown [see also 220] |
| 213 | Equanil [see also 220] |
| 214 | Deprol |
| 215 | Vistaril [see also 2512] |
| 216 | Atarax [see also 2512] |
| 217 | Durrax |
| 219 | SK-Lygen |
| 220 | Meprobamate |
| 221 | OTHER Tranquilizer, NOT OTHERWISE SPECIFIED |
| 222 | USED TRANQUILIZER, DON'T KNOW NAME |
| 223 | Methocarbamol |
| 229 | Librax |
| 234 | Flexeril [see also 2509] |
| 237 | Midazolam |

| Code | Definition |
|------|--|
| 242 | Equagesic |
| 246 | Klonopin [see also 2504, 2505] |
| 260 | PCB |
| 266 | Verstran |
| 268 | Rohypnol, Flunitrazepam, roche, roofies |
| 276 | Limbitrol DS [see also 203] |
| 278 | Benzodiazepines |
| 281 | Blue ringer |
| 288 | Baclofen |
| 290 | Metaxalone, Skelaxin |
| 296 | Novoxapam |
| 297 | Cafia |
| | |
| 301 | Dexedrine |
| 302 | Dexamyl |
| 303 | Eskatrol |
| 304 | Benzedrine |
| 305 | Biphetamine |
| 306 | Desoxyn |
| 307 | Tenuate [see also 3505] |
| 308 | Tepanil |
| 309 | Didrex [see also 3504] |
| 310 | Plegine |
| 311 | Preludin |
| 312 | Ionamin |
| 313 | Adipex-P [see also 3507] |
| 314 | Pondimin, Fenfluramine |
| 315 | Voranil |
| 316 | Sanorex |
| 317 | Mazanor |
| 318 | Ritalin [see also 3502] |
| 319 | Cylert |
| 320 | Dextroamphetamine |
| 321 | Methedrine |
| 322 | Methamphetamine (“ice” or “crank”), Meth [see also 3126] |
| 323 | Obedrin-L.A. |
| 324 | Uppers; OTHER Stimulant, NOT OTHERWISE SPECIFIED |
| 325 | USED STIMULANT, DON’T KNOW NAME |
| 326 | White cross |
| 327 | Black beauties, black beauty |
| 328 | Pink hearts |
| 329 | Bird’s eggs, robin’s eggs, speckled eggs |
| 330 | Blue birds, blue jays, blue robins, speckled bird |
| 331 | Blancs, whites |
| 332 | Ephedrine |
| 333 | 357 Magnum, Magnum 44 <OTC> |
| 334 | Crossroads, cross tops |

| Code | Definition |
|------|---|
| 336 | Diet pills |
| 337 | White molly |
| 339 | Amphetamines, otherwise unspecified |
| 341 | Pink roses |
| 342 | Purple hearts |
| 344 | Bennies |
| 345 | Black molly |
| 346 | Marax |
| 347 | Phenylpropanolamine |
| 348 | Crystal |
| 349 | Phendimetrazine [see also 3506] |
| 351 | Cathinone, cat, khat, q’at |
| 353 | No-Doz <OTC> |
| 354 | Vivarin <OTC> |
| 355 | Crystal meth |
| 356 | Dexies |
| 357 | Heart-shaped black pills |
| 358 | 20/20 |
| 359 | Criss cross |
| 360 | Rainbow speed |
| 363 | Bam(s) |
| 364 | Pseudoephedrine <OTC> |
| 366 | Duromine |
| 368 | Peanut butter crank |
| 374 | Christmas tree(s) |
| 376 | TAC |
| 377 | Albuterol |
| 379 | Hearts |
| 380 | Pink ladies |
| 381 | P.O.T.C. |
| 382 | Footballs, pink footballs, purple footballs |
| 383 | Pre-Sate |
| 384 | Little crosses |
| 385 | Little pink ones |
| 386 | Herbal ecstasy |
| 388 | Pink lemon |
| 390 | Max Alert |
| 394 | Debs |
| 395 | Black cats |
| 396 | Black RJs, RJ8 |
| 398 | Pink crosses |
| | |
| 401 | Darvon |
| 402 | Dolene |
| 403 | SK-65 |
| 404 | Wygesic |
| 405 | Levo-Dromoran |
| 406 | Percodan |
| 407 | Demerol [see also 4511] |
| 408 | Dilaudid, Hydromorphone |
| 409 | Tylenol with Codeine, Tylenol 3, Tylenol 4 |

| Code | Definition |
|------|---|
| 410 | Phenaphen with Codeine, Phenaphen 3 |
| 411 | Talwin |
| 412 | Talwin NX |
| 413 | Talacen |
| 414 | Propoxyphene |
| 415 | Codeine pills [see also 4506] |
| 416 | Anileridine |
| 417 | Morphine |
| 418 | Methadone [see also 4512] |
| 419 | Stadol, Stadol NS |
| 420 | OTHER Pain Reliever, NOT OTHERWISE SPECIFIED |
| 421 | USED PAIN RELIEVER, DON'T KNOW NAME |
| 422 | Motrin |
| 423 | Percocet |
| 424 | Fioricet |
| 425 | Advil <OTC> |
| 426 | Fiorinal |
| 427 | Darvocet, Darvocet-N |
| 429 | Frost 222 |
| 430 | Aspirin, Ecotrin, Empirin <OTC> |
| 431 | Tylox |
| 432 | Rufen |
| 433 | Paregoric |
| 434 | Vicodin [see also 4501, 4502, 4503, 4504] |
| 435 | Tylenol, Tylenol Extra-Strength <OTC> |
| 436 | Bufferin <OTC> |
| 438 | Anaprox, Naprosyn, Naproxen, Naxen |
| 439 | 222, Canadian 222 |
| 442 | Ibuprofen |
| 443 | Diflunisal, Dolobid |
| 444 | Aspirin with Codeine, Empirin 3, Empirin 4 |
| 445 | Norgesic Forte |
| 447 | Synalgos, Synalgos DC |
| 450 | Acetaminophen, including non-Tylenol brands <OTC> |
| 453 | Organidin with Codeine |
| 454 | Novocain, Procaine |
| 455 | Fiorinal with Codeine |
| 457 | T's and blues, tee's and b's, tops and bottoms |
| 458 | Mepergan, Mepergan Fortis |
| 462 | Norflex, Orphenadrine |
| 465 | Fentanyl [see also 4508, 4509] |
| 466 | Midol <OTC> |
| 467 | Tolectin |
| 468 | Excedrin <OTC> |
| 469 | Leritine |

| Code | Definition |
|------|---|
| 470 | Cafergot |
| 471 | Butazolidin |
| 472 | Indocin, Indomethacin |
| 473 | Pyridium |
| 476 | Duradrin, Isocom, Midrin |
| 477 | Melumbrina, Neo-Melumbrina |
| 478 | Nogirtronia |
| 480 | Robitussin AC with Codeine |
| 481 | Acular, Dolac, Ketorolac tromethamine, Torradlo |
| 487 | Ariel |
| 490 | Nalbuphine, Nubain |
| 491 | PDR |
| 495 | Red cross |
| 496 | Ultram |
| 498 | Mefenamic acid, Ponstan, Ponstel |
| 499 | Aleve <OTC> |
| 501 | Gasoline or lighter fluids |
| 502 | Spray paints |
| 503 | Other aerosol sprays |
| 504 | Shoeshine liquid, glue, or toluene; Super Glue; rubber cement; airplane or model glue; chemical glue |
| 505 | Lacquer thinner or other paint solvents |
| 506 | Amyl nitrite, "poppers," locker room odorizer, "rush," isobutyl nitrate, bolt |
| 507 | Halothane, ether, or other anesthetics; chloroform |
| 508 | Nitrous oxide, "whippets," dentist gas |
| 509 | Correction fluids, degreasers, cleaning fluids, Liquid Paper [see also 524], K2r spot remover, Typewash |
| 510 | OTHER Inhalant, NOT OTHERWISE SPECIFIED |
| 511 | Markers, felt-tip pens, ink pens, Sharpies |
| 512 | Incense |
| 516 | CHC, chlorofluorocarbon, Freon, refrigerant |
| 517 | Toluol |
| 518 | Acetone, nail polish remover |
| 519 | Helium |
| 520 | Old paint, paint |
| 521 | Propane [see also 525, 544] |
| 522 | Liquid TV (MTV), TV tuner, TV11Y |
| 523 | Matches |
| 524 | White-Out [see also 509] |
| 525 | Butane [see also 521, 544] |
| 526 | Nail polish |
| 527 | Phenyl nitrate |
| 528 | Whipped-cream can |
| 529 | Moth balls |

| Code | Definition |
|------|---|
| 531 | Candy, powdered candy, sugar |
| 533 | Window sealant |
| 534 | Deodorant [see also 827] |
| 536 | Fire halt |
| 537 | Air horn, boat horn, condensed horn |
| 539 | ScotchGard |
| 540 | PAM |
| 541 | Binaca |
| 542 | Brasso, lens cleaner, spirits of ammonia, smelling salts |
| 543 | Liquid oxygen, oxygen |
| 544 | Lighter gases, not specified [see also 521, 525] |
| 545 | Car tailpipe exhaust fumes, Carbon monoxide, CO, gasoline motor exhaust fumes |
| 546 | Leather protector, suede protector |
| 548 | Cologne, isopropanol vapors, rubbing alcohol, perfume |
| 550 | Methyl chloride |
| 551 | Oven cleaner |
| 553 | Pixie sticks |
| 554 | Insect killer (e.g., Raid) |
| 555 | Chillers |
| 556 | Energene |
| 557 | Hagwash [sic], Hogwash |
| 558 | Kool Aid |
| 559 | LOLOY |
| 560 | Dishwashing detergent, laundry detergent, soap |
| 561 | Amputee gas cleanser |
| 562 | Ban apple gas |
| 563 | Acetylene |
| 564 | Electric contact cleaner |
| 565 | Trichloroethane |
| 566 | Smoked tea from Lipton tea bag |
| 567 | Pertussin spray |
| 568 | Tally |
| 569 | Peganento |
| 571 | Black jack |
| 572 | Etam |
| 573 | Furniture polish |
| 574 | Tornado |
| 576 | C.A.T. |
| 577 | Rave runners |
| 580 | Medusa |
| 582 | WD-40 |
| 585 | TCL |
| 586 | Carbon from empty soft drink bottle |
| 587 | Mineral ice |
| 588 | Antifreeze |
| 589 | Tire shine/tire cleaner |
| 590 | Canned air, compressed air |

| Code | Definition |
|------|---|
| 591 | Air brush propellant, air brush cartridge |
| 592 | Computer air duster, computer cleaner, dust-off, dust X |
| 594 | Starting fluid |
| 595 | Chlorine |
| 596 | Femo clay |
| 597 | Trichloronitrate |
| 598 | Ethylene dichloride |
| 599 | Potpourri |
| | |
| 601 | LSD (“acid”) [see also 618] |
| 602 | Peyote |
| 603 | Mescaline |
| 604 | Psilocybin (mushrooms), sclerotia, shrooms |
| 605 | PCP (“angel dust,” phencyclidine) |
| 606 | “Ecstasy” (MDMA), X-TC, “X” |
| 607 | OTHER Hallucinogen, NOT OTHERWISE SPECIFIED |
| 609 | Jimson weed |
| 610 | Crystal T |
| 611 | Greens |
| 612 | Happy stick, sherm, sherman, shermstick |
| 613 | Duckweed |
| 614 | MDA, Methylenedioxy amphetamine |
| 615 | Homemade drugs |
| 616 | DET, Dimethyltryptamine, DMT |
| 617 | Morning glory seeds, morning glory tendrils, ricea |
| 618 | Acid paper, blotter (acid) [see also 601] |
| 619 | Tic |
| 620 | Blue dragon |
| 621 | Red dragon |
| 622 | Microdot(s), green microdot, purple microdot |
| 623 | Mickey, mickey mouse club, mickey mousers |
| 624 | Orange sunshine, sunshine, yellow sunshine |
| 625 | Window, window pane, 4-way pane, 4-way |
| 626 | Jet fuel |
| 627 | Hawaiian wood rose, Hawaiian Woodrose seeds |
| 628 | Hawaiian rosebud seed tea |
| 629 | Rocket Fuel |
| 630 | Black Owsley |
| 631 | Purple Owsley |
| 633 | Mr. Natural |
| 634 | Unicorn |

| Code | Definition |
|------|---|
| 635 | Ginseng seeds, ginseng weed |
| 636 | DOM, STP |
| 637 | Purple haze |
| 639 | Nutmeg, Mace |
| 640 | Purple pyramid |
| 642 | Pink Floyd |
| 643 | Mount queen, queen |
| 645 | Thai stick |
| 648 | Designer drugs |
| 650 | Datura stramonium, daytura, thorn apple |
| 651 | Mellow Yellow |
| 652 | ALD-52 |
| 653 | Cricket, cricketshit |
| 654 | Eve |
| 655 | Flying elephant |
| 656 | Mars |
| 657 | Orange barrel |
| 658 | Special K, Ketamine |
| 659 | Boat |
| 660 | Bufotenin ,Toad, toad licking |
| 662 | Kanepolin |
| 663 | Animal tranquilizer, horse tranquilizer |
| 664 | Purple fingers |
| 665 | Paniolis |
| 666 | Zonick |
| 668 | Yellow tiny pills |
| 669 | Stropharia |
| 670 | Monkey dust |
| 672 | Suncrush |
| 673 | Orange |
| 674 | Pee-pope |
| 677 | Skunk II |
| 678 | Banana peels |
| 679 | Hell bells |
| 681 | Lovely |
| 682 | Kif |
| 686 | Spider in my feet |
| 687 | Spray |
| 688 | AMP |
| 690 | RID |
| 691 | Maximum impact |
| 693 | Lemon drops |
| 695 | Angel's trumpet, floripondio |
| 698 | 2C-B, Bromo mescaline, Nexus |
| 699 | BOHA-49B |
| | |
| 701 | OTHER Opiates, NOT OTHERWISE SPECIFIED |
| 702 | Heroin |
| 703 | Opium, otherwise unspecified |
| 704 | Dope |

| Code | Definition |
|------|--|
| 705 | Speedball (heroin + cocaine) |
| 706 | Smack |
| 707 | Black tar heroin |
| 709 | Poppy |
| 710 | Laudanum, opium tincture |
| 711 | Shirka |
| | |
| 801 | OTHER Drugs, NOT OTHERWISE SPECIFIED |
| 802 | THC, cannabinal, marinol, tetrahydrocannabinol |
| 803 | Marijuana, MarrJane [sic], Mary Jane, MJ, pot, weed, hemp |
| 804 | Hashish |
| 805 | Cocaine, coca, cocaína, coke, perico, Coca |
| 806 | Crack, rock |
| 807 | Alcohol, beer, ethanol, EtOH, pink champagne |
| 808 | All of the ones I've tried |
| 809 | Pills |
| 810 | Freebase |
| 812 | Cigars |
| 813 | Cigarettes, tobacco (type unspecified) |
| 814 | Caffeine <OTC> |
| 815 | Coffee <OTC> |
| 816 | Smokeless tobacco, snuff, chewing tobacco |
| 817 | Hard stuff |
| 818 | Nicotine |
| 819 | Inderal, Propranolol |
| 820 | Penicillin |
| 821 | Amoxicillin, Ampicillin, Pentrexyl |
| 822 | Rabbit tobacco |
| 824 | Steroids |
| 825 | Theo-Dur |
| 826 | Alupent |
| 827 | Aluminum chloride [see also 534] |
| 828 | Tetracycline |
| 829 | Robitussin DM <OTC> |
| 830 | Mad bull |
| 831 | Honey oil |
| 832 | Primo |
| 833 | Bone |
| 834 | Loveboat |
| 836 | Antabuse |
| 837 | Paris 400 |
| 840 | Over-the-counter cough medicine (contents unspecified) <OTC> |
| 841 | Allerest <OTC>, Contac <OTC> |
| 843 | Antihistamine, cold medicine, cold tablets <OTC> |
| 844 | Blood pressure medication |

| Code | Definition |
|------|--|
| 846 | Erythromycin |
| 847 | GHB, NSC, gamma hydroxybutyrate |
| 848 | Liquid vitamin, vitamin pills <OTC> |
| 849 | Monosodium glutamate (MSG) <OTC> |
| 850 | Slack |
| 852 | Formaldehyde, wak [sic], whack (embalming fluid) |
| 854 | Juice |
| 857 | Wicki stick |
| 858 | Antibiotic |
| 865 | Diuretics, water pills |
| 866 | Boomers |
| 867 | Boron |
| 873 | Contraceptives, Ferutal, Mircette, Ortho Novum, |
| 874 | Premarin |
| 875 | Buds |
| 876 | Glass |
| 877 | Methazolamide |
| 880 | Frios |
| 881 | YLOALE |
| 883 | Dextromethorphan hydrobromide <OTC> |
| 884 | Snow |
| 885 | Drixoral <OTC> |
| 886 | Spanish fly |
| 891 | Famotidine, Pepcid |
| 892 | Carafate, Sucralfate |
| 893 | Estrogen |
| 894 | Depakene, Depakote, Valproic acid |
| 895 | Tagamet, Cimetidine |
| 896 | Catapres, Clonidine |
| 897 | Synthroid, Levothyroxine |
| 898 | Propylene |
| 899 | Bromophen |
| | |
| 900 | Not a drug |
| 900 | Non-drug reason given for a drug |
| | |
| 1001 | Benadryl, Diphenhydramine <OTC> |
| 1003 | Donnatal |
| 1004 | Valerian <OTC> |
| 1005 | Imovane, Zopiclone |
| 1006 | Oxcarbazepine, Trileptal |
| 1007 | Robitussin P.M. <OTC> |
| 1008 | Rohr 714, Rorer 714 |
| 1009 | Mogadon |
| 1010 | Diprivan |
| 1011 | Eszopiclone, Lunesta |
| 1012 | Brevital |
| 1013 | Ambien CR |
| 1014 | Tylenol Flu Nighttime <OTC> |

| Code | Definition |
|------|--|
| 1015 | Wild lettuce |
| 1016 | Phenazepam |
| 1017 | Rozerem |
| 1018 | Advil PM <OTC> |
| 1019 | Donormyl <OTC> |
| 1022 | Atropine |
| 1023 | Relaxen <OTC> |
| 1024 | Homemade sedative |
| 1025 | Acetaminophen P.M., including non-Tylenol brands <OTC> |
| 1026 | Moon drops <OTC> |
| 1027 | ZzzQuil <OTC> |
| 1028 | Dormidina |
| 1029 | Sleep-Eze <OTC> |
| 1030 | Alteril <OTC> |
| 1031 | Zolfresh |
| 1032 | Aleve pm <OTC> |
| 1033 | Promethazine DM |
| 1034 | Topiramate |
| 1501 | Zolpidem [see also 174] |
| 1502 | Flurazepam [see also 111] |
| 1503 | Temazepam [see also 112] |
| 1504 | Triazolam [see also 113] |
| | |
| 2001 | Soma [see also 2510] |
| 2002 | Muscle relaxers |
| 2003 | Zanies, zannies, zans, zany bars |
| 2004 | Bromazepam, Lexillum, Lexomil, Lexotan, Lexotamil |
| 2006 | Chlorzoxazone |
| 2007 | R2 |
| 2008 | 747 |
| 2009 | Inapsine |
| 2010 | Buscopan, Espacil |
| 2013 | Hyoscyamine, Levsin |
| 2014 | Robaxisal |
| 2015 | Flexodin |
| 2016 | Xanax XR |
| 2017 | Motival |
| 2018 | 4 Bar, Quad Bar |
| 2019 | Soma Compound |
| 2022 | Tetrazepam |
| 2023 | Tandrilax |
| 2024 | Muscoril, Myoril, Neoflax, Thiocolchicoside |
| 2025 | Clobazam |
| 2026 | Sedoxil |
| 2027 | Homemade tranquilizers |
| 2028 | Maolate, Chlorphenesin, Musil |
| 2029 | Etizolam |
| 2030 | Versed |
| 2031 | Rivotril |
| 2032 | Flualprazolam |

| Code | Definition |
|------|--|
| 2033 | Chlorodiazepam. Diclazepam |
| 2501 | Alprazolam [see also 209] |
| 2502 | Xanax bars [see also 209] |
| 2503 | Lorazepam [see also 207] |
| 2504 | Clonazepam [see also 246] |
| 2505 | Clonazepam product, otherwise unspecified [see also 246] |
| 2506 | Diazepam [see also 201] |
| 2507 | Chlordiazepoxide HCl [see also 202] |
| 2508 | Oxazepam [see also 205] |
| 2509 | Cyclobenzaprine [see also 234] |
| 2510 | Carisoprodol [see also 2001] |
| 2511 | Buspirone [see also 211] |
| 2512 | Hydroxyzine [see also 215, 216] |
| | |
| 3001 | Brown and clear |
| 3002 | Pep ups |
| 3003 | Primatene tablets <OTC> |
| 3004 | Black Cadillac |
| 3006 | Green amps |
| 3007 | Nasal inhalant |
| 3008 | Miniwhites |
| 3009 | Ephedrone, Methcathinone |
| 3010 | KOOD12 |
| 3011 | Escalation |
| 3012 | Stud 100, stud the rock |
| 3013 | Tweek |
| 3014 | Uptime |
| 3015 | Fen-Phen (fenfluramine and phentermine) |
| 3017 | Dayquil <OTC> |
| 3018 | Up-johns |
| 3019 | Peppies |
| 3020 | White powder |
| 3021 | Blue balls |
| 3023 | Adderall |
| 3024 | Yohimbe |
| 3025 | Moles [sic] |
| 3027 | Energy pills |
| 3028 | Blackbirds |
| 3029 | Soccerballs |
| 3030 | Red hearts |
| 3031 | Brethine, Bricanyl, Terbutaline |
| 3032 | Heads up |
| 3033 | Metabolife <OTC> |
| 3034 | Speckleberry |
| 3035 | Blacks |
| 3036 | Ripped fuel <OTC> |
| 3038 | Obenil |
| 3039 | Theophed |
| 3040 | Hyper pills |
| 3041 | Desbutal |
| 3042 | 30-30 |

| Code | Definition |
|------|---|
| 3043 | Brown bodies |
| 3044 | Caffeine pills <OTC> |
| 3045 | Stay awakes <OTC> |
| 3047 | Sudafed <OTC> |
| 3048 | Diet Pep <OTC> |
| 3049 | Truck driver's speed |
| 3050 | Mini thins |
| 3051 | Betel nut, beetlenut |
| 3052 | Speed; otherwise unspecified |
| 3053 | Maxair, Pirbuterol |
| 3054 | Up your gas <OTC> |
| 3055 | Clenbuterol |
| 3056 | Xenadrine <OTC> |
| 3057 | Diet Fuel <OTC> |
| 3058 | Metabolift <OTC> |
| 3059 | Metabolize and Save <OTC> |
| 3060 | Hydroxycut <OTC> |
| 3061 | Metab-O-Lite <OTC> |
| 3062 | Homemade stimulants |
| 3063 | Dymetadrine <OTC> |
| 3064 | Ephedra, Ma Huang |
| 3065 | MA-300 <OTC> |
| 3066 | Alert Blue and Clear <OTC> |
| 3068 | Mini Two-way Action <OTC> |
| 3069 | DextroStat |
| 3070 | Synatan |
| 3071 | Adipokinetix <OTC> |
| 3072 | Purple Blast <OTC> |
| 3073 | Over-the-counter diet pill; otherwise unspecified <OTC> |
| 3074 | Stay Trim <OTC> |
| 3075 | Inibex |
| 3076 | Norephedrine <OTC> |
| 3077 | Concerta |
| 3078 | Blue and clears |
| 3080 | Meridia, Sibutramine |
| 3081 | P2P, Phenyl-2-propanone |
| 3082 | Fat burner; not otherwise specified |
| 3083 | Redotex |
| 3084 | Cartwheels |
| 3085 | Thermo Carb <OTC> |
| 3086 | Adderall XR |
| 3088 | Super Stingers <OTC> |
| 3089 | Christina, Tina |
| 3090 | Provigil [see also 3508] |
| 3091 | Black bombers |
| 3092 | Metadate CD |
| 3093 | Supercaps |
| 3094 | Focalin [see also 3503] |
| 3095 | LoCarb Turbo <OTC> |
| 3096 | Yaba |
| 3097 | Bamadex |
| 3098 | Zantrex 3 <OTC> |

| Code | Definition |
|------|---|
| 3099 | Asenlix, Clobenzorex |
| 3100 | Over-the-counter stimulant; not otherwise specified <OTC> |
| 3101 | Dexitac Stay Alert Stimulant. <OTC> |
| 3102 | Methylin |
| 3103 | RedLine. <OTC> |
| 3104 | Slimquick. <OTC> |
| 3105 | Affinato |
| 3106 | Sedalmerck |
| 3107 | Guarana. <OTC> |
| 3109 | Dietrex <OTC> |
| 3110 | Dexfenfluramine, Redux |
| 3111 | Vyvanse |
| 3113 | Levophed bitartrate, Norepinephrine |
| 3114 | Ritalin LA, Ritalin SR |
| 3115 | Isometheptene |
| 3116 | 4-MCC, 4-methylmethcathinone, MCAT, Mephedrone |
| 3117 | Methedrone |
| 3119 | MDPV, Methylenedioxypropylamphetamine |
| 3120 | DetoxaTrim <OTC> |
| 3122 | Nuvigil |
| 3123 | Adrafinil, Olmifon |
| 3124 | Focalin XR |
| 3125 | 3, 4-Ethylenedioxy-N-methylamphetamine, EDMA, MDMC |
| 3126 | Pervitin [see also 322] |
| 3127 | 4-FMA, 4-Fluoromethamphetamine |
| 3128 | Jet-Alert <OTC> |
| 3129 | JavaSLIM green coffee extract <OTC> |
| 3130 | IFA-Norex |
| 3131 | 5-MAPB |
| 3132 | 4-FA, 4-Fluoroamphetamine, 4-FMP |
| 3133 | 5-APB |
| 3134 | SuperHD <OTC> |
| 3135 | Evekeo |
| 3136 | 4-MEC, 4-Methylethcathinone |
| 3137 | 3-Fluorophenmetrazine, 3-FPH, 3-FPM, PAL-593 |
| 3138 | 2-CA, 2-Chloroamphetamine |
| 3139 | 2-FMA, 2-Fluoromethamphetamine |
| 3140 | 2-FA, 2-Fluoroamphetamine |
| 3141 | Cotempla XR-ODT |
| 3187 | Greenies |
| 3188 | Anorex, Leptoprin <OTC> |
| 3189 | BetaLean <OTC> |
| 3190 | Primatene Mist <OTC> |
| 3501 | Amphetamine/dextroamphetamine salts |
| 3502 | Methylphenidate [see also 318] |
| 3503 | Dexmethylphenidate [see also 3094] |
| 3504 | Benzphetamine [see also 309] |

| Code | Definition |
|------|---|
| 3505 | Diethylpropion [see also 307] |
| 3506 | Bontril [see also 349] |
| 3507 | Phentermine [see also 313] |
| 3508 | Modafinil [see also 3090] |
| | |
| 4001 | Actron, Ketoprofen, Orudis, Oruvail |
| 4002 | Imitrex, Sumatriptan |
| 4005 | Etodolac, Lodine |
| 4007 | Happy pills |
| 4008 | Brown gel pills |
| 4009 | Smilies |
| 4011 | Atretol, Carbamazepine, Carbatrol, Epitol, Tegretol |
| 4013 | Fenoprofen, Nalfnon |
| 4018 | Nuprin <OTC> |
| 4022 | Buprenex |
| 4023 | Pamprin <OTC> |
| 4024 | Reynol [sic] |
| 4025 | Viserol [sic] |
| 4026 | Ventrex [sic] |
| 4027 | Rorer |
| 4028 | Arthrotec |
| 4029 | Feldine, Piroxicam |
| 4030 | Triple "S" |
| 4031 | Cough syrup/medicine with Codeine |
| 4033 | Vicoprofen |
| 4034 | Lilly red |
| 4035 | Nabumetone, Relafin |
| 4036 | Stagesic |
| 4037 | MS Contin [see also 4507] |
| 4038 | Propacet |
| 4039 | Daypro, Oxyprozin |
| 4040 | Ridaura |
| 4041 | Maxalt, Rizatriptan |
| 4042 | M-33 |
| 4043 | Tramadol |
| 4044 | Hydrocodone |
| 4045 | Dolgic, Phrenilin Forte, Sedapap |
| 4046 | Oxycodone [see also 4505] |
| 4047 | Roxicet |
| 4048 | Motrin IB <OTC> |
| 4049 | Headache power <OTC> |
| 4050 | Percogesic <OTC> |
| 4051 | Celebrex |
| 4052 | Endocet |
| 4053 | Codydramol |
| 4054 | Zomax |
| 4055 | Vioxx |
| 4056 | Cataflam, Diclofenac, Voltaren |
| 4057 | Mejoral |
| 4058 | Totem poles |
| 4059 | Zomig, Zolmitriptan |
| 4060 | Ansaid, Flurbiprophen, Majezik |

| Code | Definition |
|------|---|
| 4061 | Oramorph SR |
| 4062 | Iophen-C Liquid |
| 4063 | Naprelan |
| 4064 | Epidrin |
| 4065 | Roxicodone |
| 4067 | OxyContin |
| 4068 | Roxilox |
| 4069 | Benflogin |
| 4070 | Flexagen <OTC> |
| 4071 | Syncol |
| 4072 | Oxycet |
| 4073 | Temgesic |
| 4074 | Provil <OTC> |
| 4075 | Disalcid, Salflex, Salsalate |
| 4076 | Over-the-counter pain reliever; not otherwise specified <OTC> |
| 4077 | Tee's |
| 4078 | Spasmoproxyn |
| 4079 | Anbesol <OTC> |
| 4080 | Morphidex |
| 4081 | Avamigran |
| 4082 | Analgin, Dipyron, Metamizol, Metamizole, Novalgin, Prodolin |
| 4083 | Ultracet |
| 4084 | Aktren |
| 4085 | Advil Migraine <OTC> |
| 4086 | Parafon Forte |
| 4087 | Torbugesic/Torbutrol (veterinary butorphanol) [see also 419] |
| 4088 | Synthetic heroin |
| 4089 | Brompton's solution/mixture |
| 4090 | Dorixina |
| 4091 | K4 |
| 4092 | Pain reliever lotion, rub; not specified |
| 4093 | Tylex, Solpadeine |
| 4094 | Tombstones |
| 4095 | Dihydrocodeine |
| 4096 | Bextra, Valdecoxib |
| 4097 | Tussionex |
| 4098 | Banamine |
| 4099 | Anacin <OTC> |
| 4100 | Excedrin Migraine <OTC> |
| 4101 | Myprodol |
| 4102 | Meloxicam, Mobic |
| 4103 | Terpin Hydrate with Codeine |
| 4104 | Dolo-Neurobion |
| 4105 | Hydrocodone with APAP; otherwise unspecified |
| 4106 | Atroveran |
| 4107 | Panlor |
| 4108 | Homemade analgesics |

| Code | Definition |
|------|--|
| 4109 | Suboxone |
| 4110 | Avinza |
| 4111 | Clinoril, Sulinac |
| 4112 | Saridone |
| 4113 | Cosanyl |
| 4114 | Nimesulide |
| 4115 | Pantopon |
| 4116 | Phenergan with Codeine, promethazine with Codeine |
| 4117 | Oxy-IR |
| 4118 | Sufenta, Sufentanil |
| 4119 | Buprenorphine |
| 4120 | Opana [see also 4510] |
| 4121 | Dorflex |
| 4122 | Combiflam |
| 4123 | Dolorex |
| 4124 | Relpax |
| 4125 | Hycodan, Hydromet, Tussionex |
| 4126 | Panafen Plus |
| 4127 | Panadeine |
| 4128 | Ibuprofen 200 mg/Children's ibuprofen <OTC> |
| 4129 | Naproxen Sodium 220 mg <OTC> |
| 4130 | Dalgan, Dezocine |
| 4131 | Diconal, Dipipanone |
| 4132 | Embeda |
| 4133 | Tramadol extended release |
| 4134 | Ultram ER |
| 4135 | Arcoxia, Etoricoxib |
| 4136 | Sedalmex <OTC> |
| 4137 | Nucynta, Tapentadol |
| 4138 | Sprix |
| 4139 | Bute tabs, Phenylbutazone |
| 4140 | Opana ER (extended release) |
| 4141 | Alfenta, Alfentanil |
| 4142 | Remifentanil |
| 4143 | Vicotuss |
| 4144 | Bancap HC |
| 4145 | Daprisal |
| 4146 | Traumeel <OTC> |
| 4147 | Bio Electro pain reliever <OTC> |
| 4148 | Butrans transdermal system/patch |
| 4149 | Pain patch, otherwise unspecified |
| 4150 | Subutex |
| 4151 | Acetaminophen; more than max dosage reported <OTC> |
| 4152 | Flanid |
| 4153 | Morphine extended release |
| 4154 | Musflex <OTC> |
| 4155 | Numorphone |
| 4156 | Apranax |
| 4157 | Profinal |
| 4158 | Naratriptan |

| Code | Definition |
|------|--|
| 4159 | Aspirin and caffeine tablets/pills <OTC> |
| 4160 | Hysingla ER |
| 4161 | U-47700 |
| 4162 | Oxymorphone extended release |
| 4163 | Belbuca |
| 4164 | Synthetic opioid; otherwise unspecified |
| 4501 | Lortab [see also 434] |
| 4502 | Norco [see also 434] |
| 4503 | Lorcet [see also 434] |
| 4504 | Anexsia [see also 434] |
| 4505 | Oxycodone product, otherwise unspecified [see also 4046] |
| 4506 | Codeine, not in pill form [see also 415] |
| 4507 | Kadian [see also 4037] |
| 4508 | Duragesic [see also 465] |
| 4509 | Sublimaze [see also 465] |
| 4510 | Oxymorphone [see also 4120] |
| 4511 | Meperidine [see also 407] |
| 4512 | Dolophine [see also 418] |
| | |
| 5001 | Bleach |
| 5003 | Methane |
| 5004 | Ink print, paper |
| 5005 | Cobra rush |
| 5006 | Brake fluid |
| 5007 | Fly nap |
| 5008 | R-R |
| 5011 | Ozone |
| 5012 | Negros |
| 5013 | Lebel 12 |
| 5014 | Spray O Buzz |
| 5015 | MCH |
| 5016 | Masking tape, tape adhesive |
| 5017 | Oil, lubricant, grease; otherwise unspecified |
| 5018 | B-12 (Spanish) |
| 5019 | Melted plastic |
| 5020 | Wet cement |
| 5021 | Octane booster |
| 5022 | Carbon dioxide, CO ₂ , CO ₂ tank, cryogenic cleaning spray, dry ice blasting, dry ice hits |
| 5023 | Double eagle |
| 5024 | Candle, citronella candle |
| 5025 | Lime salt |
| 5026 | Silly putty |
| 5027 | Benzene |
| 5028 | Carburetor cleaner, engine cleaner |
| 5029 | Floor wax |

| Code | Definition |
|------|---|
| 5030 | Polyurethane (spray, liquid, compound) |
| 5031 | Naphtha |
| 5032 | Nitrogen |
| 5033 | Sur-noxem |
| 5034 | Hippie crack |
| 5035 | Brake cleaner |
| 5036 | Wart remover |
| 5037 | Wood filler, wood putty |
| 5038 | Tywall |
| 5039 | Acetate |
| 5040 | Methanol, wood alcohol |
| 5042 | Fuels other than gasoline |
| 5043 | Carbona |
| 5044 | Powdered cleansers; e.g. Ajax, Comet, Boraxo |
| 5045 | Cleaner; not otherwise specified |
| 5046 | Glass/window cleaner |
| 5047 | Tetrafluoroethylene |
| 5048 | MEK, Methyl ethyl ketone |
| 5049 | Hand sanitizer; contents unspecified |
| 5050 | Burned rubber |
| 5051 | Hair chemicals |
| 5052 | Silly String |
| 5053 | Electric parts cleaner, electronics cleaner |
| 5054 | Gum freezer, gum remover |
| 5055 | PVC |
| 5056 | Eucalyptus oil |
| 5057 | Argon |
| 5058 | Sealers/sealants; type unspecified |
| 5059 | Transmission fluid |
| 5060 | Crayons |
| 5061 | Lip balm, lip gloss |
| 5062 | Amazing Elastic Plastic |
| 5063 | Drano/drain cleaner; aerosol unspecified |
| 5064 | Erasers |
| 5065 | Nail polish dryer, quick drying treatment for nails |
| 5066 | Simply Green |
| 5067 | Wet Ones wipes |
| 5068 | Smoke from a fire |
| 5069 | Febreze |
| 5070 | Silicone |
| 5071 | Purell |
| 5072 | Air blast |
| 5073 | Goof off |
| 5074 | Floor wax stripper |
| 5075 | Pine-sol |
| 5076 | Water/stain repellent; type unspecified |
| 5077 | Resistol |
| 5078 | Axe body spray |

| Code | Definition |
|------|---|
| 5079 | Shellac |
| 5080 | Tetrachloroethene |
| 5081 | Photographic development fluid |
| 5082 | Chalk dust |
| 5083 | Ethyl chloride |
| 5084 | Dry cleaning fluid/solvent |
| 5085 | Toilet bowl hook-ons |
| 5086 | Dry Fab |
| 5087 | Tennis balls, ping pong balls |
| 5088 | Jungle juice |
| 5089 | Tattoo Goo Color Guard Spray |
| 5090 | PVC Cleaner |
| 5091 | Germ-X |
| 5092 | Burning/ignited permanent marker |
| 5093 | Goo Gone |
| 5094 | Scotch Brite |
| 5095 | “The Works” shower cleaner |
| 5096 | Hemp rope |
| 5097 | Lysol; aerosol unspecified |
| 5098 | Axe/Axe deodorant; aerosol unspecified |
| 5099 | HydroCide |
| 5100 | TCE, Trichlorethylene |
| 5101 | Difluoroethane |
| 5102 | Xylene; otherwise unspecified |
| 5103 | Shoe dye |
| 5104 | Shoe cleaner; otherwise unspecified |
| 5105 | Sulfur; otherwise unspecified |
| 5106 | Carbon tetrachloride |
| 5107 | Alcanfor, camphor |
| 5108 | Tag body spray |
| 5109 | Tinactin antifungal spray |
| 5110 | Graffiti eraser |
| 5111 | Homemade napalm |
| 5112 | Lotion (body, hand); contents unspecified |
| 5113 | Disinfectant; contents unspecified |
| 5114 | Green gas propellant |
| 5115 | Polish; contents unspecified |
| 5116 | Vinegar |
| 5117 | Turpentine |
| 5118 | Spray adhesive |
| 5119 | Battery acid |
| 5120 | Ignition spray |
| 5121 | Tetrafluoroethane |
| 5122 | Leather cleaner |
| 5123 | Fixative |
| 5124 | Bromine |
| 5125 | Difluoromethane |
| 5126 | Rubber rejuvenator |
| 5127 | Airsoft propellant |
| 5128 | Floor sealer |
| 5129 | Smoke bomb |

| Code | Definition |
|------|---|
| 5130 | Glow stick |
| 5169 | Baking soda |
| 5131 | Hunting/fishing deodorizer |
| 5132 | Chewing gum remover |
| 5133 | Air conditioner cleaner |
| 5134 | Cosmetics/makeup |
| 5135 | Rubber roof remover |
| 5136 | WariActiv |
| 5137 | Handi Wipes |
| 5138 | Glade Plugins |
| 5139 | Hydrazine hydrate |
| 5140 | Rat shampoo |
| 5141 | Gun smoke, gun powder |
| 5142 | Dryer sheets, fabric softener |
| 5143 | Toilet bowl cleaner |
| 5144 | Tires |
| 5145 | Phosphorus |
| 5146 | Rocol PR Spray |
| 5147 | Glycerin |
| 5148 | Hand sanitizer/cleaner; alcohol-based |
| 5149 | Sanitizer; type unspecified |
| 5150 | Nail strengthener |
| 5151 | Dichloromethane |
| 5152 | Sawdust |
| 5153 | Breaking Styrofoam (to release gas) |
| 5154 | Latex/latex glove |
| 5155 | Levmetamfetamine <OTC> |
| 5156 | Liquid air |
| 5157 | Spam in a plastic bag |
| 5158 | Alcohol dye |
| 5159 | Gas/fuel cleaner/treatment |
| 5170 | Baby powder |
| 5171 | Mouthwash |
| 5172 | Shampoo |
| 5173 | Tire inflator/sealer; aerosol unspecified |
| 5174 | Belt dressing |
| 5175 | Acetylene chloride |
| | |
| 6001 | Collapsing little birds |
| 6003 | Cocahina |
| 6004 | Hallucinogen seeds |
| 6005 | Sassafras, Sassafras tea |
| 6006 | Super X |
| 6007 | Bathtub |
| 6008 | 8-Ball |
| 6010 | Atropa belladonna (flower) |
| 6012 | Cloud 9, cloud 13 |
| 6013 | Lion’s tail, wild dagga |
| 6014 | Indo |
| 6015 | Crysta |
| 6016 | Nas |
| 6017 | Meesha |

| Code | Definition |
|------|-------------------------------------|
| 6019 | Black dust, black duct [sic] |
| 6021 | Snake bite kit (anti-venom) |
| 6022 | Tequila worm, agave worm |
| 6023 | Euphoria |
| 6024 | Blue Jesus |
| 6025 | Yellow jell |
| 6026 | KJ |
| 6027 | Judyfly |
| 6028 | Laced flower |
| 6029 | DXM |
| 6030 | Root |
| 6031 | Strychnine |
| 6032 | TSP |
| 6033 | Ramstein |
| 6034 | Pigface |
| 6035 | Campana (flower) |
| 6036 | Coco weed |
| 6037 | Fry |
| 6038 | Triplets, trips |
| 6039 | Blue Hawaii |
| 6040 | Dank |
| 6041 | Leaky leak |
| 6042 | Super K |
| 6043 | Diviner's sage, Salvia divinorum |
| 6044 | Gel caps, gel tabs |
| 6045 | Blackboards |
| 6046 | Aquafoot |
| 6048 | Dex |
| 6049 | Locoseeds, locoweed seeds |
| 6050 | High roller |
| 6051 | Tryptamine, not otherwise specified |
| 6052 | Acrylic resin |
| 6053 | Toothpicks |
| 6054 | Spiny apples |
| 6055 | Liberty caps |
| 6056 | Wet |
| 6057 | Silk |
| 6058 | Purple life |
| 6059 | Satan flower |
| 6060 | Ololiuhqui |
| 6061 | 5-MeO-DMT |
| 6062 | Madderwort, wormwood |
| 6063 | Foxglove |
| 6064 | Marigold buttons |
| 6065 | 3CPO |
| 6066 | Purple rain |
| 6067 | Venus |
| 6068 | Blue ice |
| 6069 | Peach |
| 6070 | DTP |
| 6071 | Sinicuichi |
| 6072 | JUNO |

| Code | Definition |
|------|---|
| 6073 | Rolls |
| 6074 | LSA |
| 6075 | Trinity |
| 6076 | Lemon 714 |
| 6077 | San Pedro |
| 6078 | Trumpet flowers/seeds; type unspecified |
| 6079 | Sugar cubes |
| 6080 | Purple passion |
| 6081 | Shabu |
| 6083 | CCC, "Triple C," C3 <OTC> |
| 6084 | Devil dust |
| 6085 | Dips |
| 6086 | Flakes |
| 6087 | Ibogaine |
| 6088 | Brugmansia |
| 6089 | Cake |
| 6090 | Heaven |
| 6091 | Ergot, rye mold |
| 6092 | TCP |
| 6093 | Mitsubishi |
| 6094 | Mushrooms, specifically not psilocybin |
| 6095 | Super cool, super kool |
| 6096 | Bananadine |
| 6097 | Banana slug slime |
| 6098 | Dust; not otherwise specified |
| 6099 | Kathmandu Temple Kiff |
| 6100 | 2C-T-7, T7, blue mystic |
| 6101 | Alice in Wonderland |
| 6102 | Absinthe |
| 6103 | Ayahuasca, Yage, Yahe |
| 6104 | Tish |
| 6105 | Alpha-methyltryptamine, AMT, IT-290, 3-IT |
| 6106 | Paramethoxyamphetamine, PMA |
| 6107 | Ambrosia |
| 6108 | Gorilla biscuits |
| 6109 | 2, 5-Dimethoxyamphetamine, DMA |
| 6110 | Mad dog |
| 6111 | Syrian rue |
| 6112 | 2C-T-2 |
| 6113 | Candy flip |
| 6114 | Molly; not otherwise specified |
| 6115 | Foxy |
| 6116 | Nepenthes |
| 6117 | Dragon (with color; not blue/red) |
| 6118 | Adrenochrome |
| 6119 | Scoop |
| 6120 | Lucky seven |
| 6121 | Cactus; specifically not peyote |
| 6122 | MMDA |
| 6123 | Mighty Quinn |

| Code | Definition |
|------|--|
| 6124 | Mormon tea |
| 6125 | MDE, MDEA, 3,4-Methylenedioxy-N-Ethylamphetamine |
| 6126 | 2,5-Dimethoxy-4-iodophenethylamine, 2C-I |
| 6127 | Skittles |
| 6128 | Henbane |
| 6129 | Beaner |
| 6130 | 5-MeO-DiPT, foxy methoxy |
| 6131 | Mandrakes |
| 6132 | Amanita mushrooms, fly agaric, Muscimol |
| 6133 | Acorus calamus, sweet flag |
| 6134 | Anadenanthera colubrina, cohoba, vilca, yopo |
| 6135 | 5-MeO-AMT |
| 6136 | Spook |
| 6137 | Harmaline |
| 6138 | 2,5-Dimethoxy-4-ethylphenethylamine, 2C-E |
| 6139 | 2,5-Dimethoxy-4-chlorophenethylamine, 2C-C |
| 6140 | MiPT, N-Methyl-N-isopropyltryptamine |
| 6141 | Dipropyltryptamine, DPT |
| 6142 | Snake venom |
| 6143 | 2C-X |
| 6144 | Di-isopropyl-tryptamine, DiPT |
| 6145 | Scooby snacks |
| 6146 | 5-MeO; otherwise unspecified |
| 6147 | Phenethylamines; otherwise unspecified |
| 6148 | Mimosa tree bark |
| 6149 | Tiletamine |
| 6150 | Mantis root |
| 6151 | Matrix |
| 6152 | Cigarette dipped in embalming fluid |
| 6153 | Asthmador |
| 6154 | 2,5-Dimethoxy-4-methylphenethylamine, 2C-D |
| 6155 | 5-MeO-T, 5-Methoxytryptamine |
| 6156 | TMA, Trimethoxyamphetamine |
| 6157 | Taters |
| 6158 | Mulberry seeds/plant |
| 6159 | 2,5-Dimethoxy-4-methylthiophenethylamine, 2C-T |
| 6160 | Wacky Weed |
| 6161 | Thujone |
| 6162 | 4-MeO-DMT |
| 6163 | Devil's trumpet |
| 6164 | Tenocyclidine |
| 6165 | PMMA, Paramethoxymethamphetamine |

| Code | Definition |
|------|--|
| 6166 | BZP, Benzylpiperazine |
| 6167 | 4-HO-DMT, Psilocin |
| 6168 | 2,5-Dimethoxy-4-iodoamphetamine, DOI |
| 6169 | 2,5-Dimethoxy-4-chloroamphetamine, DOC |
| 6170 | Moonflower/pod; otherwise unspecified |
| 6171 | 4-Acetoxy-N,N-dimethyltryptamine, 4-AcO-DMT |
| 6172 | 2,5-Dimethoxy-4-(2-fluoroethylthio)phenethylamine, 2C-T-21 |
| 6173 | 2,5-dimethoxy-4-bromoamphetamine, Brolamfetamine, DOB |
| 6174 | bk-MDMA, Methylone |
| 6175 | 4-Hydroxy-N,N-diisopropyltryptamine, 4-HO-DiPT, Iprocin |
| 6176 | 3C-Bromo-Dragonfly, DOB-Dragonfly |
| 6177 | 4-Acetoxy-DiPT, 4-Acetoxy-N,N-diisopropyltryptamine |
| 6178 | 4-Acetoxy-DMT |
| 6179 | 4-HO-HiPT, 4-HO-MiPT, 4-Hydroxy-MiPT, 4-Hydroxy-N-methyl-N-isopropyltryptamine |
| 6180 | 2C-BCB, TCB-2 |
| 6181 | 4-HO-MET, 4-Hydroxy-N-methyl-N-ethyltryptamine |
| 6182 | 2C-P, 4-Propyl-2,5-dimethoxyphenethylamine |
| 6183 | 5-MeO-DALT, N,N-diallyl-5-methoxytryptamine |
| 6184 | Orange peels |
| 6185 | 25I-NBOMe, BOM-CI, Cimbi-5, NBOMe-2C-I |
| 6186 | 3-MeO-2-Oxo-PCE, MXE, Methoxetamine |
| 6187 | Mugwort |
| 6188 | 25B-NBOMe, NBOMe-2C-B |
| 6189 | 25C-NBOMe, NBOMe-2C-C |
| 6190 | 2, 5-Dimethoxy-4-fluorobenzaldehyde, 2C-F |
| 6191 | CI-400, Eticyclidine, PCE |
| 6192 | 5-MeO-MiPT, 5-methoxy-N-methyl-N-isopropyltryptamine |
| 6193 | Fungus; otherwise specified |
| 6194 | MDMA derivative; otherwise unspecified |
| 6195 | LSZ, Lysergic acid 2,4-dimethylazetidide |
| 6196 | Changa |
| 6198 | 5,6-methylenedioxy-2-aminoindane, MDAI |

| Code | Definition |
|------|---|
| 6199 | LAH, LSH, Lysergic acid hydroxyethylamide |
| 6200 | 6-allyl-6-nor-LSD, AL-LAD |
| 6201 | 4-HO-DET, 4-Hydroxy-N,N diethyltryptamine, CZ-74, Ethocin |
| 6202 | 4-Acetoxy-MET, 4-AcO-MET, Metacetin |
| 6203 | NBOMe; otherwise unspecified |
| 6204 | Hallucinogen from toothpaste |
| 6205 | Owsley, white owsley |
| 6206 | Blue Egyptian lotus, blue lotus |
| 6207 | 2C-B-Fly, 2C-Bromo-Fly |
| 6208 | 3-Methoxyphencyclidine, 3-MeO-PCP |
| 6209 | 1P-LSD |
| 6210 | Beta-keto 2C-B, Bk-2C-B |
| 6211 | 6-MAPB |
| 6212 | 3-Mephedrone, 3-Methylmethcathinone, 3-MMC |
| 6213 | Synthetic LSD/acid; otherwise unspecified |
| 6214 | Synthetic mescaline; otherwise unspecified |
| 6215 | Synthetic mushrooms; otherwise unspecified |
| 6216 | 4-Acetoxy-N-methyl-N-isopropyltryptamine, 4-AcO-MiPT |
| 6217 | 25D-NBOMe, NBOME-2C-D |
| 6218 | 2,3,4-Trimethoxyamphetamine, TMA-2 |
| 6219 | Hallucinogenic honey; type unspecified |
| 6220 | ETH-LAD |
| 6221 | Amatoxin-containing mushrooms; otherwise unspecified |
| 6222 | Jekem, Jenkem |
| 6223 | 3-HO-PCP, 3-Hydroxyphencyclidine |
| 6224 | Red canary grass |
| 6225 | DCK, Deschloroketamine |
| 6226 | E-EAPB |
| 6227 | 4-Acetoxy-N,N-Diethyltryptamine, 4-AcO-DET |
| 6228 | Synthetic hallucinogen; otherwise unspecified |
| 6229 | LSD analogue; otherwise unspecified |
| 6230 | Ketamine analogue; otherwise unspecified |
| 6231 | Mescaline analogue; otherwise unspecified |
| 6232 | 2-FDCK, 2-Fluorodeschloroketamine, Fluoroketamine |
| 6233 | Hawthorn berries |
| 6234 | Sniffing/smelling cat urine |
| 6235 | Drinking diesel fuel |

| Code | Definition |
|------|---|
| 6236 | NBOH; otherwise unspecified |
| 6237 | Datura inoxia |
| 6501 | Ketaset |
| | |
| 8001 | Robitussin elixir |
| 8002 | Zantac |
| 8003 | Yesca |
| 8004 | Guaifenesin |
| 8005 | Imodium AD <OTC> |
| 8006 | Laxative <OTC> |
| 8007 | Gabapentin, Neurontin |
| 8008 | Antidepressant; type unspecified |
| 8009 | Allergy pills/antihistamine; type unspecified |
| 8010 | Zyrtec, Cetirizine <OTC> |
| 8011 | Herb, flower, plant; type unspecified |
| 8012 | Coriciden <OTC> |
| 8013 | Maalox <OTC> |
| 8014 | Throat spray/lozenge; type unspecified <OTC> |
| 8015 | Bengay <OTC> |
| 8016 | Icy Hot <OTC> |
| 8017 | Buscapina |
| 8018 | Claritromicina |
| 8019 | Azithromycin, Z-pack, Zithromax |
| 8020 | Allegra, Altiva |
| 8021 | Cipro, Ciprofloxacin, Cliloxam |
| 8022 | Creatine <OTC> |
| 8023 | Myoflex <OTC> |
| 8024 | Asthma inhaler, asthma medication, bronchial dilators |
| 8025 | Alavert D, Claritin D, or similar <OTC> |
| 8026 | Powder |
| 8027 | Alavert, Claritin, Loratadine <OTC> |
| 8028 | Bactine <OTC> |
| 8029 | Flexall <OTC> |
| 8030 | Tums <OTC> |
| 8031 | Sugar pills |
| 8032 | Prilosec, Mopral |
| 8033 | Heart medication; type unspecified |
| 8034 | Nutri-calm <OTC> |
| 8035 | Prednisone |
| 8036 | Norvasc |
| 8037 | Thermochrome 5000 <OTC> |
| 8038 | Coldact |
| 8039 | Kaopectate <OTC> |
| 8040 | Trioxsalen |
| 8041 | Garlic, garlic oil, garlic tablets <OTC> |
| 8042 | Alka Seltzer <OTC> |
| 8043 | Accolate |
| 8044 | Cephelaxin, Keflex |
| 8045 | Gas-X, Mylicon <OTC> |

| Code | Definition |
|------|--|
| 8046 | Slim Fast <OTC> |
| 8047 | Pepcid AC <OTC> |
| 8048 | Theophylline |
| 8049 | Sorbitol |
| 8050 | Tavist D <OTC> |
| 8051 | Sinex <OTC> |
| 8052 | Bactrim, Septra |
| 8053 | Dristan <OTC> |
| 8054 | Beclovent, Beconase, Venceril |
| 8055 | Flonase |
| 8056 | Vicks VapoRub/inhaler <OTC> |
| 8057 | Natacyn, Natamycin ophthalmic |
| 8058 | Cough medicine/syrup; type unspecified |
| 8059 | Peroxyl <OTC> |
| 8060 | Blue nitro |
| 8061 | Entex LA |
| 8062 | Mylanta <OTC> |
| 8063 | Heparin |
| 8064 | Triaminic <OTC> |
| 8065 | Tylenol Cold Medication <OTC> |
| 8066 | Sildenafil, Viagra |
| 8067 | Testosterone |
| 8068 | Hemorrhoid cream |
| 8069 | Decadron, Dexamethasone |
| 8070 | Advil Cold and Sinus <OTC> |
| 8071 | Augmentin |
| 8072 | Deca-Durabolin, Nandrolone decanoate |
| 8073 | Deconamine |
| 8074 | Fansidar |
| 8075 | Effergin <OTC> |
| 8076 | Sanzolol, Stanazolol, Winstrol |
| 8077 | Azmacort |
| 8078 | Vitamin K |
| 8079 | Insulin |
| 8080 | Depotrone |
| 8081 | Primobolan |
| 8082 | Robinul |
| 8083 | Testosterone cyprionate |
| 8085 | Anti-psychotics/schizophrenic; type unspecified |
| 8086 | Provera |
| 8087 | Benzocaine |
| 8088 | Dianabol |
| 8089 | Sustanol <OTC> |
| 8090 | Sustanon, Sustenon |
| 8091 | Benzedrex <OTC> |
| 8092 | Decaderm |
| 8093 | Stacker 2, Stacker 3, <OTC> |
| 8094 | Pepto Bismol <OTC> |
| 8095 | Over-the-counter asthma pills; not specified <OTC> |

| Code | Definition |
|------|---|
| 8096 | Thermicore <OTC> |
| 8097 | Tizanidine, Zanaflex |
| 8098 | Potassium chloride |
| 8099 | Somatech |
| 8100 | Kava Kava <OTC> |
| 8101 | Colace <OTC> |
| 8102 | Nasacort <OTC> |
| 8103 | Testosterona 200, Testosterone 300 |
| 8104 | Thermadrene <OTC> |
| 8105 | Sustiva |
| 8106 | Methoxy-7 <OTC> |
| 8107 | Diovan, Valsartan |
| 8108 | Atenolol |
| 8109 | Apple cider and vinegar pills <OTC> |
| 8110 | Over-the-counter drug/pills; type unspecified <OTC> |
| 8111 | Silver chloride |
| 8112 | hCG, Human Chorionic Gonadotropin |
| 8113 | Test 250, Test 400 <OTC> |
| 8114 | Lidocaine |
| 8115 | Vicks 44 <OTC> |
| 8116 | Herbal Ease <OTC> |
| 8117 | Hydrocortisone |
| 8118 | Smoking; not otherwise specified |
| 8119 | Regal medicated oil |
| 8120 | Difulcan |
| 8121 | Invirase |
| 8122 | Trenbol |
| 8123 | Tylenol Sinus <OTC> |
| 8124 | Deca-diabolin |
| 8125 | Comtrex <OTC> |
| 8126 | Valtrex |
| 8127 | Damiana <OTC> |
| 8128 | Glucosamine <OTC> |
| 8129 | Equipoise, Equipoise |
| 8130 | Zantac 75 <OTC> |
| 8131 | Acacia Gum, carbisol <OTC> |
| 8132 | D-bol, Liquid D-bol |
| 8133 | Mega Teen <OTC> |
| 8134 | Glucophage, Metformin |
| 8135 | Verapamil |
| 8136 | Montekulast, Singulair |
| 8137 | 5-HTP, 5-Hydroxytryptophan <OTC> |
| 8138 | Chlorphenamine maleate, Chlorpheniramine maleate, Piriton <OTC> |
| 8139 | Chloroquine, Nivaquine |
| 8140 | Anamine |
| 8141 | Gamma butyrolactone, GBL |
| 8142 | Conex Plus |
| 8143 | Mycelex |
| 8144 | Clarinex, Desloratadine |

| Code | Definition |
|------|---|
| 8145 | Cooking extracts (vanilla, lemon, etc.) <OTC> |
| 8146 | Tabcin <OTC> |
| 8147 | Tylenol Flu <OTC> |
| 8148 | Met-Rx <OTC> |
| 8149 | Desenfriol <OTC> |
| 8150 | Biolex wound gel <OTC> |
| 8151 | Flu shot; otherwise unspecified |
| 8152 | Thermogenics; otherwise unspecified <OTC> |
| 8153 | Nexium |
| 8154 | Beta Blocker; otherwise unspecified |
| 8155 | Telithromycin |
| 8156 | Flumethasone |
| 8157 | Colirio |
| 8158 | Lipitor |
| 8159 | Loperamide, Virola |
| 8160 | Eprosartan, Teveten |
| 8161 | Echinacea <OTC> |
| 8162 | Prevacid |
| 8163 | Ditropan |
| 8164 | Testosterone propionate |
| 8165 | Anavar |
| 8166 | White girl |
| 8167 | T3, Tri-iodothyronine |
| 8168 | Fluoride |
| 8169 | TheraFlu <OTC> |
| 8170 | Muscle stimulator spray; contents unspecified |
| 8171 | Dietary supplements; otherwise unspecified |
| 8172 | Cortisone |
| 8173 | Chlorhexidine, Exidine |
| 8174 | Betadine, Efodine, Iodine <OTC> |
| 8175 | CortiSlim <OTC> |
| 8176 | TrimSpa <OTC> |
| 8177 | Face/body cleanser; contents unspecified |
| 8178 | Norateen |
| 8179 | Artemesia |
| 8180 | Avonex |
| 8181 | Corgard |
| 8182 | Clindamycin |
| 8183 | St. John's Wort <OTC> |
| 8184 | Ondansetron, Periset, Zofran |
| 8185 | Pro Plus <OTC> |
| 8186 | Lomotil |
| 8187 | Xylocaine |
| 8188 | Anadrol |
| 8189 | Furosemide, Lasix |
| 8190 | Benegal |
| 8191 | L-Dopa |

| Code | Definition |
|------|---|
| 8192 | Delsym, Dextromethorphan polistirex <OTC> |
| 8193 | Pertussin <OTC> |
| 8194 | Afrin <OTC> |
| 8195 | Anti-seizures; type unspecified |
| 8196 | Hirudoid |
| 8197 | Chronic |
| 8198 | Handle bars |
| 8199 | Neurobion |
| 8200 | Dan(s), Dan Dan(s); no other information |
| 8201 | Watson(s); no other information |
| 8202 | Intal |
| 8203 | Bar; otherwise unspecified |
| 8204 | Phloroglucinol, Spasfon |
| 8205 | Tylenol Allergy <OTC> |
| 8206 | Delatestryl, Testosterone enanthate |
| 8207 | Terpin Hydrate |
| 8208 | Romilar, form unspecified |
| 8209 | Red Bull Energy Drink <OTC> |
| 8210 | Mylan(s); no other information |
| 8211 | Precose |
| 8212 | Finaplix Gold, Trembolona QV75, Trenbolone |
| 8213 | Ranitidine |
| 8214 | Robo, Robo tripping |
| 8215 | Yager's liniment <OTC> |
| 8216 | Red Dawn GHR Release <OTC> |
| 8217 | Anti-diarrhea medication; type unspecified |
| 8218 | Attention deficit disorder meds; type unspecified [added in 2006; changed to code 8229 beginning in 2007] |
| 8219 | A & D ointment <OTC> |
| 8220 | Lavender <OTC> |
| 8221 | Omnadren |
| 8222 | Protein-based weight gain product, type unspecified |
| 8223 | Chocolate |
| 8224 | Oxytocin, Pitocin, Syntocinon |
| 8225 | Cymbalta, Duloxetine |
| 8226 | Bitrex |
| 8227 | Sativa; otherwise unspecified |
| 8228 | Boldo |
| 8229 | ADHD/ADD medication; otherwise unspecified |
| 8230 | Advair |
| 8231 | Tussin medication, no other information |
| 8232 | Rat/rodent poison; contents unspecified |
| 8233 | Keppra, Levetiracetam |
| 8234 | Lamisil |

| Code | Definition |
|------|--|
| 8235 | Benzonatate, Tessalon |
| 8236 | Lyrica, Pregabalin |
| 8237 | Kratom |
| 8238 | Decongestant; type unspecified |
| 8239 | Drotaverine, Drotin |
| 8240 | Lamictal, Lamotrigine |
| 8241 | Chemotherapy; drug unspecified |
| 8242 | Albucid |
| 8243 | Guaifenesin |
| 8244 | Superdrol <OTC> |
| 8245 | Human growth hormone (HGH) |
| 8246 | Phenoxy |
| 8247 | Abilify, Aripiprazole |
| 8248 | Nano Vapor <OTC> |
| 8249 | DMG, N,N-Dimethylglycine HCl <OTC> |
| 8250 | Boldenone |
| 8251 | Orange oil |
| 8252 | Humatrope |
| 8253 | Pancof |
| 8254 | Green hornet |
| 8255 | Sulfuride |
| 8256 | Phenylephrine <OTC> |
| 8257 | Hoodia product/supplement <OTC> |
| 8258 | Vivonex <OTC> |
| 8259 | Rolaids <OTC> |
| 8260 | Dextromine <OTC> |
| 8261 | Chlorophyll <OTC> |
| 8262 | Green tea/green tea supplement <OTC> |
| 8263 | Stimulin <OTC> |
| 8264 | Lipozene <OTC> |
| 8265 | Apresoline, Hydralazine |
| 8266 | Alka Seltzer Plus <OTC> |
| 8267 | Quinine |
| 8268 | Protonix |
| 8269 | Acai berry supplement (pill, powder, liquid) <OTC> |
| 8270 | No-Xplode <OTC> |
| 8271 | Catnip <OTC> |
| 8272 | Tri Tren 150, Triple Trenbolone Blend |
| 8273 | Goofballs |
| 8274 | Terramycin |
| 8275 | Obesitol, Safflower oil <OTC> |
| 8276 | Bitter grass, Calea zacatechichi, Dream herb <OTC> |
| 8277 | XL-3 <OTC> |
| 8278 | Bufotoxin |
| 8279 | Coumadin, Warfarin |
| 8280 | MucinexDM <OTC> |
| 8281 | Antiseptic; contents unspecified |
| 8282 | Saline solution, salt, sodium chloride <OTC> |

| Code | Definition |
|------|---|
| 8283 | Synthetic cannabinoids (e.g., K2, Spice, JWH-018) |
| 8284 | Desvenlafaxine, Prestiq |
| 8285 | Mirapex, Pramipexole |
| 8286 | Advant, Atacand, Candesartan |
| 8287 | CP 55, 940 |
| 8288 | Azor |
| 8289 | Ear drops; contents unspecified |
| 8290 | Dependal-M, Furazolidone, Furoxone |
| 8291 | Ritz and Ts, Ts and rits, Ts and Rs |
| 8292 | Cigarettes baked/smoked with toothpaste |
| 8293 | Lean (Promethazine with codeine mixed with Sprite) |
| 8294 | Stevia <OTC> |
| 8295 | Tenex |
| 8296 | Acetazolamide, Diamox |
| 8297 | TussiCaps |
| 8298 | Jack3d <OTC> |
| 8299 | Broncolin <OTC> |
| 8300 | Zylortim <OTC> |
| 8301 | Bath salts/synthetic cathinone; otherwise unspecified |
| 8303 | Zicam <OTC> |
| 8304 | Phenphedrine <OTC> |
| 8305 | Anti-anxiety medication; type unspecified |
| 8306 | Flu medication; no other information |
| 8307 | ExtenZe <OTC> |
| 8308 | Devil's club |
| 8309 | Mucinex <OTC> |
| 8310 | DMAA, Methylhexanamine |
| 8311 | Zombie Matter |
| 8312 | Intuniv |
| 8313 | Medithane |
| 8314 | Cloud 10 Ultra |
| 8315 | Synthetic cannabis; otherwise unspecified |
| 8316 | Piracetam |
| 8317 | Namenda |
| 8318 | AM-2201 |
| 8319 | Methotrexate |
| 8320 | Abraxane |
| 8321 | Botanical Slimming <OTC> |
| 8322 | Horny goat weed |
| 8323 | Benzathine benzylpenicillin, Penadur |
| 8324 | Lamb's ear |
| 8325 | Drostanolone propionate, Masteron |
| 8326 | Dalay |
| 8327 | 7H |
| 8328 | Metamine |
| 8329 | Artane, Parkopan |

| Code | Definition |
|------|---|
| 8330 | Bipolar disorder medication; type unspecified |
| 8331 | Diophenyl-T |
| 8332 | Myristicin |
| 8333 | Moringa |
| 8334 | OxyElite Pro |
| 8335 | Metatabs |
| 8336 | Peridan |
| 8337 | Collagen |
| 8338 | Bumex, Bumetanide, Burinex |
| 8339 | Tukol <OTC> |
| 8340 | Picot <OTC> |
| 8341 | Apokyn, Apomorphine, Ixense, Spontane, Uprima |
| 8342 | Nalone, Naloxone, Narcan |
| 8343 | Agapanthus, Lily of the Nile |
| 8344 | Taurine |
| 8345 | Dolo-Doceplex D |
| 8346 | Duralex |
| 8347 | Chamomile |
| 8348 | Methenamine |
| 8349 | BCAA powder <OTC> |
| 8350 | Maqui |
| 8351 | 6-APB, Benzo Fury |
| 8352 | Lisinopril |
| 8353 | Hormone; otherwise unspecified |
| 8354 | MitoQ <OTC> |
| 8355 | EPO, Erythropoietin |
| 8356 | Tigan, Trimethobenzamide |
| 8357 | Bronkaid <OTC> |
| 8358 | Kanna powder, sceletium tortuosum |
| 8359 | Sarsaparilla |
| 8360 | Piperazine; otherwise unspecified |
| 8361 | Januvia |
| 8362 | Doxycycline |
| 8363 | Cavedilol |
| 8364 | Pantoprazole |
| 8365 | Pen vaporizer; contents unspecified |
| 8366 | Omeprazole |
| 8367 | Peptides; otherwise unspecified |
| 8368 | alpha-PVP, alpha-Pyrrolidinopentiophenone |
| 8369 | Ivory Caps <OTC> |
| 8370 | Memory 2000 <OTC> |
| 8371 | Effexor XR |
| 8372 | Zonegran, zonisamide |
| 8373 | Electronic cigarette |
| 8374 | 5-hour Energy <OTC> |
| 8375 | Frova |
| 8376 | Treximet |
| 8377 | New Skin <OTC> |
| 8378 | AcipHex |
| 8379 | Dabs/dabbing |

| Code | Definition |
|------|--|
| 8380 | Adequan |
| 8381 | Vapor/vaping/vape juice; contents/route of use unspecified |
| 8382 | Hydroxychloroquine, Plaquenil |
| 8383 | Edex |
| 8384 | Latuda |
| 8385 | Belsomra |
| 8386 | Acyclovir |
| 8387 | Fexodine |
| 8388 | BPC-157 |
| 8389 | CBD/hemp oil/edibles/vape (not marijuana) <OTC> |
| 8390 | Monistat <OTC> |
| 8391 | Simvastatin, Zocor |
| 8392 | Cerebrolysin |
| 8393 | Cytotec, Misoprostol |
| 8394 | Magnesium chloride <OTC> |
| 8395 | Olbas oil <OTC> |
| 8396 | Triamcinolone |
| 8397 | Monster Energy drink <OTC> |
| 8398 | Tea tree oil <OTC> |
| 8399 | Lovenox |
| 8400 | Tetanus vaccine |
| 8401 | Tussin DM <OTC> |
| 8402 | Garcina cambogia <OTC> |
| 8403 | Sukrol <OTC> |
| 8404 | DL-Phenylalanine, L-Phenylalanine <OTC> |
| 8405 | Mytocin, Mytomycin |
| 8406 | Xyrem |
| 8407 | Campho-Phenique <OTC> |
| 8408 | Tianeptine |
| 8409 | Noroxin |
| 8410 | GHRP, Growth hormone-releasing peptide |
| 8411 | Tamiflu |
| 8412 | Thyroid medication; otherwise unspecified |
| 8413 | Ketalar [see also 658 and 6501] |
| 8416 | L-Carnitine <OTC> |
| 8417 | Basuco, coca paste, paco |
| 8418 | Cytomel, Liothyronine |
| 8419 | Pedialyte <OTC> |
| 8420 | Apixaban, Eliquis |
| 8421 | Thalidomide, Thalomid |
| 8422 | Flagyl, Metronidazole |
| 8423 | Achyranthes aspera, devil's horsewhip |
| 8424 | Duexis |
| 8425 | Rapé (shamanic snuff) |
| 8426 | TriMix |
| 8427 | Energy drink; product unspecified |
| 8428 | Dexmedetomidine, Precedex |
| 8429 | Supradol |

| Code | Definition |
|------|--|
| 8430 | Batrachotoxin; source unspecified |
| 8431 | Tea; type or contents unspecified |
| 8432 | Cefazolin |
| 8433 | Vancomycin |
| 8434 | Naltrexone |
| 8435 | Probiotics |
| 8436 | Phenibut |
| 8437 | Methylamine |
| 8438 | Ts and Bs |
| 8439 | Cilipin |
| 8440 | MiraLAX <OTC> |
| 8441 | Zyn pouches (nicotine pouch) |
| 8442 | Cannabis product; otherwise unspecified |
| 8443 | zubsolv (buprenorphine/naloxone); sublingual |
| 8444 | 1-Phenethyl-4-piperidone, NPP |
| 8445 | L-Tyrosine <OTC> |
| 8446 | Edibles, not otherwise specified |
| 8501 | Haldol, Haloperidol |
| 8502 | Dimetapp <OTC> |
| 8503 | Dilantin |
| 8504 | Actifed <OTC> |
| 8505 | Quetiapine, Seroquel |
| 8506 | Mysoline] |
| 8507 | Promazine |
| 8508 | Meclizine |
| 8509 | Triavil |
| 8510 | Desyrel, Trazodone hydrochloride |
| 8511 | Stelazine, Trifluoperazine HCl |
| 8512 | Thorazine |
| 8513 | Amitriptyline, Elavil |
| 8514 | Compazine, Prochlorperazine |
| 8515 | Mellaril |
| 8516 | Trilafon, Perphenazine |
| 8517 | Imipramine |
| 8518 | Lithium carbonate, Lithonate |
| 8519 | Prozac, Fluoxetine |
| 8520 | Etrafon |
| 8521 | Tryptophan |
| 8522 | Adapin, Doxepin, Sinequan |
| 8523 | Asendin |

| Code | Definition |
|------|---|
| 8524 | Aventyl, Nortab, Nortriptyline, Pamelor |
| 8525 | Zestril |
| 8526 | Desipramine, Norpramin |
| 8527 | Prolixin |
| 8528 | Vivactil |
| 8529 | Marezine |
| 8530 | Sertraline hydrochloride, Zoloft |
| 8531 | Loxitane |
| 8532 | Clozapine, Clozaril |
| 8533 | Paroxetine, Paxil |
| 8534 | Tofranil |
| 8535 | Risperdal, Risperdol, Risperidone |
| 8536 | Olanzapine, Zyprexa |
| 8537 | Celexa, Citalopram |
| 8538 | Serzone |
| 8539 | Anafranil, Clomipramine |
| 8540 | Fluvoxamine, Luvox |
| 8541 | Mirtazapine, Remeron |
| 8542 | Acepromazine, PromAce |
| 8543 | Nitroglycerine |
| 8544 | Cogentin |
| 8545 | Dimenhydrinate, Dramamine, sea/motion sickness pill <OTC> |
| 8546 | Scopolamine |
| 8547 | Seroquel XR |
| 8548 | Insidon, Opipramol |
| 8549 | Escitalopram, Lexapro |
| 8550 | Geodon, Ziprasidone |
| 8551 | Invega |
| 8552 | Lidone, Moban, Molindone |
| 8553 | Bupropion, Wellbutrin, Zyban |
| 8554 | Effexor |
| 8555 | Spancap |
| 8556 | Orlistat, Xenical |
| 8557 | Strattera |
| 8558 | Wellbutrin XL |
| 8559 | alli weight loss pills <OTC> |
| 8560 | Obitol |
| 8561 | Akineton, Biperiden |
| 8562 | Flarex |
| 8563 | Suprax |

Appendix B

Consolidated Drug OTHER, Specify Tables

Table B.1 Tabulation of Overall Drug OTHER, Specifies

| Drug Code | Drug Name | Number of Times Mentioned in OTHER, Specifies | Percentage of All Drugs Specified |
|------------------|--|--|--|
| 105 | Placidyl, Ethchlorvynol | 1 | 0.05 |
| 108 | Nembutal | 1 | 0.05 |
| 109 | Seconal | 4 | 0.19 |
| 110 | Tuinal | 3 | 0.14 |
| 115 | Phenobarbital | 2 | 0.10 |
| 116 | Methaqualone, Sopor, Quaalude | 3 | 0.14 |
| 120 | Downers; OTHER Sedative, NOT OTHERWISE SPECIFIED | 5 | 0.24 |
| 123 | Unisom <OTC> | 1 | 0.05 |
| 126 | Sominex <OTC> | 1 | 0.05 |
| 127 | Nytol <OTC> | 1 | 0.05 |
| 130 | Promethazine | 1 | 0.05 |
| 145 | Red devil(s) | 1 | 0.05 |
| 157 | Barbiturates | 3 | 0.14 |
| 171 | NyQuil <OTC> | 2 | 0.10 |
| 174 | Ambien | 8 | 0.38 |
| 186 | Butalbital | 1 | 0.05 |
| 187 | Belladonna plant/flower/root, deadly nightshade | 2 | 0.10 |
| 201 | Valium | 7 | 0.34 |
| 207 | Ativan | 2 | 0.10 |
| 209 | Xanax | 29 | 1.39 |
| 211 | BuSpar | 1 | 0.05 |
| 216 | Atarax | 1 | 0.05 |
| 221 | OTHER Tranquilizer, NOT OTHERWISE SPECIFIED | 5 | 0.24 |
| 223 | Methocarbamol | 1 | 0.05 |
| 234 | Flexeril | 1 | 0.05 |
| 246 | Klonopin | 4 | 0.19 |
| 278 | Benzodiazepines | 1 | 0.05 |
| 288 | Baclofen | 2 | 0.10 |
| 306 | Desoxyn | 2 | 0.10 |
| 311 | Preludin | 2 | 0.10 |
| 318 | Ritalin | 8 | 0.38 |
| 322 | Methamphetamine (“ice” or “crank”), Meth | 59 | 2.83 |
| 324 | Uppers; OTHER Stimulant, NOT OTHERWISE SPECIFIED | 1 | 0.05 |
| 327 | Black beauties, black beauty | 1 | 0.05 |
| 339 | Amphetamines, otherwise unspecified | 1 | 0.05 |
| 348 | Crystal | 1 | 0.05 |

Table B.1 Tabulation of Overall Drug OTHER, Specifies (continued)

| Drug Code | Drug Name | Number of Times Mentioned in OTHER, Specifies | Percentage of All Drugs Specified |
|------------------|---|--|--|
| 353 | No-Doz <OTC> | 1 | 0.05 |
| 355 | Crystal meth, crystal methamphetamine | 2 | 0.10 |
| 377 | Albuterol | 3 | 0.14 |
| 382 | Footballs, purple footballs | 1 | 0.05 |
| 407 | Demerol | 5 | 0.24 |
| 408 | Dilaudid, Hydromorphone | 49 | 2.35 |
| 417 | Morphine | 42 | 2.02 |
| 418 | Methadone | 5 | 0.24 |
| 420 | OTHER Pain Reliever, NOT OTHERWISE SPECIFIED | 21 | 1.01 |
| 422 | Motrin | 3 | 0.14 |
| 423 | Percocet | 14 | 0.67 |
| 424 | Fioricet | 2 | 0.10 |
| 425 | Advil <OTC> | 54 | 2.59 |
| 430 | Aspirin, Ecotrin, Empirin <OTC> | 8 | 0.38 |
| 434 | Vicodin | 4 | 0.19 |
| 435 | Tylenol, Tylenol Extra-Strength <OTC> | 91 | 4.37 |
| 438 | Anaprox, Naprosyn, Naproxen, Naxen | 7 | 0.34 |
| 442 | Ibuprofen | 46 | 2.21 |
| 450 | Acetaminophen, incl. non-Tylenol brands <OTC> | 4 | 0.19 |
| 458 | Mepergan, Mepergan Fortis | 1 | 0.05 |
| 462 | Norflex, Orphenadrine | 1 | 0.05 |
| 465 | Fentanyl | 20 | 0.96 |
| 466 | Midol <OTC> | 1 | 0.05 |
| 468 | Excedrin <OTC> | 1 | 0.05 |
| 481 | Acular, Dolac, Ketorolac tromethamine, Toradol | 2 | 0.10 |
| 499 | Aleve <OTC> | 20 | 0.96 |
| 501 | Gasoline or lighter fluids | 8 | 0.38 |
| 503 | Other aerosol sprays | 21 | 1.01 |
| 504 | Shoeshine liquid, glue, or toluene | 10 | 0.48 |
| 506 | Amyl nitrite, "poppers," locker room odorizer, "rush" | 11 | 0.53 |
| 507 | Halothane, ether, or other anesthetics; chloroform | 4 | 0.19 |
| 508 | Nitrous oxide, "whippits," dentist gas | 24 | 1.15 |
| 510 | OTHER Inhalant, NOT OTHERWISE SPECIFIED | 10 | 0.48 |
| 511 | Markers, felt-tip pens, ink pens | 11 | 0.53 |
| 516 | CHC, chlorofluorocarbon, freon, refrigerant | 27 | 1.30 |
| 518 | Acetone, nail polish remover | 5 | 0.24 |

Table B.1 Tabulation of Overall Drug OTHER, Specifies (continued)

| Drug Code | Drug Name | Number of Times Mentioned in OTHER, Specifies | Percentage of All Drugs Specified |
|------------------|--|--|--|
| 519 | Helium | 19 | 0.91 |
| 520 | Old paint, paint | 4 | 0.19 |
| 521 | Propane | 1 | 0.05 |
| 523 | Matches | 1 | 0.05 |
| 524 | White-Out | 3 | 0.14 |
| 526 | Nail polish | 3 | 0.14 |
| 528 | Whipped-cream can | 9 | 0.43 |
| 529 | Moth balls | 1 | 0.05 |
| 531 | Candy, powdered candy, sugar | 3 | 0.14 |
| 534 | Deodorant | 2 | 0.10 |
| 537 | Air horn, canned air horn, condensed horn | 2 | 0.10 |
| 539 | Scotch-Gard | 8 | 0.38 |
| 540 | PAM | 3 | 0.14 |
| 542 | Brasso, lens cleaner, spirits of ammonia | 5 | 0.24 |
| 543 | Liquid oxygen, oxygen | 2 | 0.10 |
| 546 | Leather or suede protector, aerosol unspecified | 1 | 0.05 |
| 548 | Cologne, isopropanol vapors, rubbing alcohol | 6 | 0.29 |
| 551 | Oven cleaner | 1 | 0.05 |
| 560 | Dishwashing detergent, laundry detergent, soap | 1 | 0.05 |
| 573 | Furniture polish | 1 | 0.05 |
| 592 | Computer air duster, computer cleaner, dust-off | 4 | 0.19 |
| 599 | Potpourri | 3 | 0.14 |
| 601 | LSD ("acid") | 52 | 2.50 |
| 602 | Peyote | 3 | 0.14 |
| 603 | Mescaline | 3 | 0.14 |
| 604 | Psilocybin (mushrooms), sclerotia, shrooms | 60 | 2.88 |
| 605 | PCP ("angel dust," phencyclidine) | 6 | 0.29 |
| 606 | "Ecstasy" (MDMA), X-TC, "X" | 12 | 0.58 |
| 607 | OTHER Hallucinogen, NOT OTHERWISE SPECIFIED | 58 | 2.78 |
| 609 | Jimson weed | 1 | 0.05 |
| 612 | Happy stick, sherm, sherman, shermstick | 1 | 0.05 |
| 614 | MDA, Methylenedioxy amphetamine | 8 | 0.38 |
| 616 | DET, Dimethyltryptamine, DMT | 10 | 0.48 |
| 617 | Morning glory seeds, morning glory tendrils, ricea | 9 | 0.43 |
| 618 | Acid paper, blotter (acid) | 3 | 0.14 |
| 622 | Microdot(s), green microdot, purple microdot | 5 | 0.24 |

Table B.1 Tabulation of Overall Drug OTHER, Specifies (continued)

| Drug Code | Drug Name | Number of Times Mentioned in OTHER, Specifies | Percentage of All Drugs Specified |
|------------------|---|--|--|
| 624 | Orange sunshine, sunshine, yellow sunshine | 1 | 0.05 |
| 625 | Window, window pane, 4-way pane, 4-way | 3 | 0.14 |
| 627 | Hawaiian wood rose, Hawaiian Woodrow seeds | 3 | 0.14 |
| 636 | DOM, STP | 1 | 0.05 |
| 637 | Purple haze | 3 | 0.14 |
| 639 | Nutmeg, Mace | 6 | 0.29 |
| 648 | Designer drugs | 3 | 0.14 |
| 650 | Datura stramonium, daytura, thorn apple | 6 | 0.29 |
| 658 | Special K, Ketamine | 17 | 0.82 |
| 660 | Bufotenin, toad, toad licking | 2 | 0.10 |
| 663 | Animal tranquilizer, horse tranquilizer | 1 | 0.05 |
| 673 | Orange | 1 | 0.05 |
| 678 | Banana peels | 1 | 0.05 |
| 690 | RID | 1 | 0.05 |
| 698 | 2C-B, Bromo mescaline, Nexus | 37 | 1.78 |
| 701 | OTHER Opiates, NOT OTHERWISE SPECIFIED | 7 | 0.34 |
| 702 | Heroin | 48 | 2.30 |
| 703 | Opium, otherwise unspecified | 2 | 0.10 |
| 704 | Dope | 1 | 0.05 |
| 801 | OTHER Drugs, NOT OTHERWISE SPECIFIED | 32 | 1.54 |
| 802 | THC, cannabiniol, marinol, tetrahydrocannabinol | 2 | 0.10 |
| 803 | Marijuana, MarrJane, Mary Jane, MJ, pot, weed | 22 | 1.06 |
| 804 | Hashish | 2 | 0.10 |
| 805 | Cocaine, coca, cocaina, coke, perico | 38 | 1.82 |
| 806 | Crack, rock | 16 | 0.77 |
| 807 | Alcohol, beer, ethanol, EtOH, pink champagne | 10 | 0.48 |
| 809 | Pills | 2 | 0.10 |
| 814 | Caffeine <OTC> | 1 | 0.05 |
| 818 | Nicotine | 3 | 0.14 |
| 820 | Penicillin | 3 | 0.14 |
| 824 | Steroids | 4 | 0.19 |
| 829 | Robitussin DM <OTC> | 7 | 0.34 |
| 848 | Liquid vitamin, vitamin pills <OTC> | 2 | 0.10 |
| 852 | Formaldehyde, wak, whack (embalming fluid) | 2 | 0.10 |
| 857 | Wicki stick | 1 | 0.05 |
| 858 | Antibiotic | 1 | 0.05 |

Table B.1 Tabulation of Overall Drug OTHER, Specifies (continued)

| Drug Code | Drug Name | Number of Times Mentioned in OTHER, Specifies | Percentage of All Drugs Specified |
|------------------|--|--|--|
| 883 | Dextromethorphan hydrobromide <OTC> | 17 | 0.82 |
| 885 | Drixoral <OTC> | 1 | 0.05 |
| 900 | Not a drug | 5 | 0.24 |
| 1001 | Benadryl, Diphenhydramine <OTC> | 25 | 1.20 |
| 1501 | Zolpidem | 1 | 0.05 |
| 1503 | Temazepam | 1 | 0.05 |
| 2001 | Soma | 1 | 0.05 |
| 2002 | Muscle relaxers | 2 | 0.10 |
| 2029 | Etizolam | 1 | 0.05 |
| 2030 | Versed | 1 | 0.05 |
| 2503 | Lorazepam | 1 | 0.05 |
| 2506 | Diazepam | 2 | 0.10 |
| 2509 | Cyclobenzaprine | 3 | 0.14 |
| 2512 | Hydroxyzine | 9 | 0.43 |
| 3017 | Dayquil <OTC> | 1 | 0.05 |
| 3023 | Adderall | 19 | 0.91 |
| 3051 | Betel nut, beetlenut | 1 | 0.05 |
| 3052 | Speed, otherwise unspecified | 6 | 0.29 |
| 3060 | Hydroxycut <OTC> | 1 | 0.05 |
| 3077 | Concerta | 2 | 0.10 |
| 3111 | Vyvanse | 1 | 0.05 |
| 3116 | 4-MCC, 4-methylmethcathinone, MCAT, Mephedrone | 1 | 0.05 |
| 3122 | Nuvigil | 1 | 0.05 |
| 3141 | Cotempla XR-ODT | 1 | 0.05 |
| 3508 | Modafinil | 3 | 0.14 |
| 4002 | Imitrex, Sumatriptan | 3 | 0.14 |
| 4011 | Atretol, Carbamazepine, Carbatrol, Eptol, Tegretol | 1 | 0.05 |
| 4031 | Cough medicine with Codeine | 1 | 0.05 |
| 4035 | Nabumetone, Relafen | 1 | 0.05 |
| 4037 | MS Contin | 1 | 0.05 |
| 4041 | Maxalt, Rizatriptan | 2 | 0.10 |
| 4043 | Tramadol | 4 | 0.19 |
| 4044 | Hydrocodone | 4 | 0.19 |
| 4046 | Oxycodone | 38 | 1.82 |
| 4047 | Roxicet | 2 | 0.10 |
| 4051 | Celebrex | 2 | 0.10 |

Table B.1 Tabulation of Overall Drug OTHER, Specifies (continued)

| Drug Code | Drug Name | Number of Times Mentioned in OTHER, Specifies | Percentage of All Drugs Specified |
|------------------|---|--|--|
| 4056 | Cataflam, Diclofenac, Voltaren | 1 | 0.05 |
| 4065 | Roxicodone | 9 | 0.43 |
| 4067 | OxyContin | 37 | 1.78 |
| 4073 | Temgesic | 1 | 0.05 |
| 4082 | Analgin, Dipyrrone, Metamizol, Metamizole, Prodolin | 1 | 0.05 |
| 4091 | K4 | 1 | 0.05 |
| 4102 | Mobic, Meloxicam | 2 | 0.10 |
| 4109 | Suboxone | 26 | 1.25 |
| 4116 | Phenergan with codeine, promethazine with codeine | 1 | 0.05 |
| 4119 | Buprenorphine | 1 | 0.05 |
| 4120 | Opana | 19 | 0.91 |
| 4150 | Subutex | 4 | 0.19 |
| 4163 | Belbuca | 1 | 0.05 |
| 4501 | Lortab | 3 | 0.14 |
| 4502 | Norco | 6 | 0.29 |
| 4505 | Oxycodone product, unspecified | 13 | 0.62 |
| 4507 | Kadian | 1 | 0.05 |
| 4510 | Oxymorphone | 2 | 0.10 |
| 5001 | Bleach | 1 | 0.05 |
| 5004 | Ink print, paper | 1 | 0.05 |
| 5021 | Octane booster | 2 | 0.10 |
| 5030 | Polyurethane (spray, liquid, compound) | 1 | 0.05 |
| 5042 | Fuels other than gasoline | 2 | 0.10 |
| 5043 | Carbona | 2 | 0.10 |
| 5045 | Cleaner, not otherwise specified | 2 | 0.10 |
| 5049 | Hand sanitizer/cleaner, contents unspecified | 8 | 0.38 |
| 5053 | Electrical parts cleaner, electronics cleaner | 4 | 0.19 |
| 5069 | Febreze | 1 | 0.05 |
| 5076 | Water/stain repellent, type unspecified | 1 | 0.05 |
| 5104 | Shoe cleaner, otherwise unspecified | 1 | 0.05 |
| 5151 | Dichloromethane | 1 | 0.05 |
| 5152 | Sawdust | 1 | 0.05 |
| 5153 | Breaking Styrofoam (to release gas) | 1 | 0.05 |
| 5154 | Latex/latex glove | 1 | 0.05 |
| 5155 | Levmetamfetamine <OTC> | 1 | 0.05 |
| 5156 | Liquid air | 1 | 0.05 |

Table B.1 Tabulation of Overall Drug OTHER, Specifies (continued)

| Drug Code | Drug Name | Number of Times Mentioned in OTHER, Specifies | Percentage of All Drugs Specified |
|------------------|--|--|--|
| 5157 | Spam in a plastic bag | 1 | 0.05 |
| 5158 | Alcohol dye | 1 | 0.05 |
| 5172 | Shampoo | 2 | 0.10 |
| 6005 | Sassafras, sassafras tea | 8 | 0.38 |
| 6008 | 8-Ball | 1 | 0.05 |
| 6029 | DXM | 30 | 1.44 |
| 6043 | Diviner's sage, Salvia divinorum | 1 | 0.05 |
| 6048 | Dex | 1 | 0.05 |
| 6056 | Wet | 1 | 0.05 |
| 6061 | 5-MeO-DMT | 2 | 0.10 |
| 6062 | Madderwort, wormwood | 1 | 0.05 |
| 6071 | Sinicuichi | 1 | 0.05 |
| 6074 | LSA | 22 | 1.06 |
| 6077 | San Pedro | 2 | 0.10 |
| 6083 | CCC, "Triple C," C3 <OTC> | 9 | 0.43 |
| 6087 | Ibogaine | 1 | 0.05 |
| 6088 | Brugmansia | 2 | 0.10 |
| 6100 | 2C-T-7, T7, blue mystic | 4 | 0.19 |
| 6102 | Absinthe | 3 | 0.14 |
| 6103 | Ayahuasca, Yahe | 26 | 1.25 |
| 6114 | Molly, not otherwise specified | 5 | 0.24 |
| 6118 | Adrenochrome | 1 | 0.05 |
| 6121 | Cactus; specifically not peyote or unspecified | 2 | 0.10 |
| 6122 | MMDA | 1 | 0.05 |
| 6126 | 2,5-Dimethoxy-4-iodophenethylamine, 2C-I | 28 | 1.34 |
| 6127 | Skittles | 1 | 0.05 |
| 6130 | 5-MeO-DiPT, foxy methoxy | 1 | 0.05 |
| 6132 | Amanita mushrooms, fly agaric, muscimol | 1 | 0.05 |
| 6134 | Anadenanthera colubrina, cohoba, vilca | 1 | 0.05 |
| 6135 | 5-MeO-AMT | 1 | 0.05 |
| 6137 | Harmaline | 1 | 0.05 |
| 6138 | 2C-E, 2-5-Dimethoxy-4-ethyl-phenethylamine | 26 | 1.25 |
| 6140 | MiPT, N-methyl-N-isopropyltryptamine | 1 | 0.05 |
| 6141 | DPT, Dipropyltryptamine | 2 | 0.10 |
| 6146 | 5-MeO, otherwise unspecified | 1 | 0.05 |
| 6171 | 4-acetoxy-N,N-dimethyltryptamine, 4-AcO-DMT | 6 | 0.29 |

Table B.1 Tabulation of Overall Drug OTHER, Specifies (continued)

| Drug Code | Drug Name | Number of Times Mentioned in OTHER, Specifies | Percentage of All Drugs Specified |
|------------------|--|--|--|
| 6173 | 2,5-dimethoxy-4-bromoamphetamine, DOB | 3 | 0.14 |
| 6181 | 4-HO-MET, 4-Hydroxy-N-methyl-N-ethyltryptamine | 1 | 0.05 |
| 6182 | 2C-P, 4-Propyl-2,5-dimethoxyphenethylamine | 8 | 0.38 |
| 6185 | 25I-NBOMe, 2C-I-NBOMe, BOM-CI, Cimbi-5 | 26 | 1.25 |
| 6186 | 3-MeO-2-Oxo-PCE, MXE, Methoxetamine | 4 | 0.19 |
| 6189 | 25C-NBOMe, 2C-C-NBOMe, NBOMe-2C-C, N-Bomb | 2 | 0.10 |
| 6200 | AL-LAD, 6-allyl-6-nor-LSD | 1 | 0.05 |
| 6202 | 4-Acetoxy-MET, 4-AcO-MET, Metacetin | 1 | 0.05 |
| 6203 | NBOMe; otherwise unspecified | 6 | 0.29 |
| 6206 | Blue Egyptian lotus, blue lotus | 1 | 0.05 |
| 6209 | 1P-LSD | 2 | 0.10 |
| 6220 | ETH-LAD | 3 | 0.14 |
| 6222 | Jekem, Jenkem | 2 | 0.10 |
| 6225 | DCK, Deschloroketamine | 3 | 0.14 |
| 6228 | Synthetic hallucinogen; otherwise unspecified | 1 | 0.05 |
| 6229 | LSD analogue; otherwise unspecified | 1 | 0.05 |
| 6232 | 2-FDCK, 2-Fluorodeschloroketamine, Fluoroketamine | 1 | 0.05 |
| 6237 | Datura inoxia | 1 | 0.05 |
| 8002 | Zantac | 1 | 0.05 |
| 8007 | Gabapentin, Neurontin | 8 | 0.38 |
| 8008 | Antidepressant, type unspecified | 1 | 0.05 |
| 8009 | Allergy pills/shot/antihistamine, type unspcfd | 1 | 0.05 |
| 8012 | Coriciden <OTC> | 5 | 0.24 |
| 8016 | Icy Hot <OTC> | 1 | 0.05 |
| 8024 | Asthma inhaler, asthma medication, bronchial dilator | 4 | 0.19 |
| 8035 | Prednisone | 2 | 0.10 |
| 8044 | Cephelaxin, Keflex | 1 | 0.05 |
| 8056 | Vicks VapoRub/inhaler <OTC> | 3 | 0.14 |
| 8058 | Cough medicine/syrup, type unspecified | 7 | 0.34 |
| 8067 | Testosterone | 8 | 0.38 |
| 8072 | Deca-Durabolin, Nandrolone decanoate | 1 | 0.05 |
| 8079 | Insulin | 2 | 0.10 |
| 8083 | Testosterone cypronate | 1 | 0.05 |
| 8097 | Tizanidine, Zanaflex | 3 | 0.14 |
| 8110 | Over-the-counter drug/pills, type unspecified | 1 | 0.05 |
| 8113 | Test 250, Test 400 <OTC> | 2 | 0.10 |

Table B.1 Tabulation of Overall Drug OTHER, Specifies (continued)

| Drug Code | Drug Name | Number of Times Mentioned in OTHER, Specifies | Percentage of All Drugs Specified |
|------------------|---|--|--|
| 8137 | 5-HTP, 5-hydroxytryptophan <OTC> | 1 | 0.05 |
| 8184 | Ondansetron, Periset, Zofran | 1 | 0.05 |
| 8202 | Intal, Nasalcrom | 1 | 0.05 |
| 8203 | Bar, otherwise unspecified | 1 | 0.05 |
| 8206 | Delatestryl, Testosterone enanthate | 1 | 0.05 |
| 8212 | Finaplix Gold, Trembolona QV75, Trenbolone | 1 | 0.05 |
| 8214 | Robo, robo tripping | 2 | 0.10 |
| 8224 | Oxytocin, Pitocin, Syntocinon | 1 | 0.05 |
| 8236 | Lyrica, Pregabalin | 1 | 0.05 |
| 8237 | Kratom | 4 | 0.19 |
| 8245 | Human growth hormone (HGH) | 2 | 0.10 |
| 8247 | Abilify, Aripiprazole | 1 | 0.05 |
| 8280 | Mucinex-DM <OTC> | 1 | 0.05 |
| 8282 | Saline solution, salt, sodium chloride <OTC> | 1 | 0.05 |
| 8283 | Synthetic cannabinoids (eg, K2, Spice, JWH-018) | 18 | 0.86 |
| 8293 | Lean (Promethazine w/codeine mixed w/Sprite) | 3 | 0.14 |
| 8301 | Bath salts/synthetic cathinone; otherwise unspcfd | 5 | 0.24 |
| 8315 | Synthetic cannabis/cannabinoid, otherwise unspcfd | 3 | 0.14 |
| 8368 | alpha-PVP, alpha-Pyrrolidinopentiophenone | 1 | 0.05 |
| 8373 | Electronic cigarette | 3 | 0.14 |
| 8374 | 5-hour Energy <OTC> | 5 | 0.24 |
| 8379 | Dabs/dabbing/dab pen | 2 | 0.10 |
| 8381 | Vapor/vape juice; route of use unspecified | 11 | 0.53 |
| 8389 | CBD/hemp oil/edibles/vape (not marijuana) <OTC> | 3 | 0.14 |
| 8406 | Xyrem | 1 | 0.05 |
| 8427 | Energy drink; product unspecified | 2 | 0.10 |
| 8428 | Dexmedetomidine, Precedex | 1 | 0.05 |
| 8429 | Supradol | 1 | 0.05 |
| 8430 | Batrachotoxin; source unspecified | 1 | 0.05 |
| 8438 | Ts and Bs | 1 | 0.05 |
| 8439 | Cilipin | 1 | 0.05 |
| 8440 | MiraLAX <OTC> | 1 | 0.05 |
| 8446 | Edibles, not otherwise specified | 2 | 0.10 |
| 8503 | Dilantin | 2 | 0.10 |
| 8505 | Quetiapine, Seroquel | 5 | 0.24 |
| 8510 | Desyrel, Trazodone hydrochloride | 16 | 0.77 |

Table B.1 Tabulation of Overall Drug OTHER, Specifies (continued)

| Drug Code | Drug Name | Number of Times Mentioned in OTHER, Specifies | Percentage of All Drugs Specified |
|------------------|--|--|--|
| 8513 | Amitriptyline, Elavil | 1 | 0.05 |
| 8519 | Prozac, Fluoxetine | 1 | 0.05 |
| 8522 | Adapin, Doxepin, Sinequan | 1 | 0.05 |
| 8530 | Sertraline hydrochloride, Zoloft | 4 | 0.19 |
| 8541 | Mirtazapine, Remeron | 2 | 0.10 |
| 8545 | Dimenhydrinate, Dramamine, sea/motion sickness <OTC> | 3 | 0.14 |
| 8546 | Scopolamine | 1 | 0.05 |
| 8549 | Escitalopram, Lexapro | 1 | 0.05 |
| 8553 | Bupropion, Wellbutrin, Zyban | 4 | 0.19 |
| 8554 | Effexor | 1 | 0.05 |

Table B.2 Tabulation of Inhalant OTHER, Specifies

| Drug Code | Drug Name | Number of Times Mentioned in OTHER, Specifies | Percentage of All Inhalant Drugs Specified |
|------------------|---|--|---|
| 322 | Methamphetamine (“ice” or “crank”), Meth | 1 | 0.43 |
| 327 | Black beauties, black beauty | 1 | 0.43 |
| 377 | Albuterol | 3 | 1.29 |
| 501 | Gasoline or lighter fluids | 4 | 1.72 |
| 503 | Other aerosol sprays | 17 | 7.30 |
| 504 | Shoeshine liquid, glue, or toluene | 3 | 1.29 |
| 506 | Amyl nitrite, “poppers,” locker room odorizer, “rush” | 8 | 3.43 |
| 507 | Halothane, ether, or other anesthetics; chloroform | 3 | 1.29 |
| 508 | Nitrous oxide, “whippits,” dentist gas | 7 | 3.00 |
| 510 | OTHER Inhalant, NOT OTHERWISE SPECIFIED | 8 | 3.43 |
| 511 | Markers, felt-tip pens, ink pens | 11 | 4.72 |
| 516 | CHC, chlorofluorocarbon, freon, refrigerant | 27 | 11.59 |
| 518 | Acetone, nail polish remover | 5 | 2.15 |
| 519 | Helium | 19 | 8.15 |
| 520 | Old paint, paint | 3 | 1.29 |
| 521 | Propane | 1 | 0.43 |
| 523 | Matches | 1 | 0.43 |
| 524 | White-Out | 3 | 1.29 |
| 526 | Nail polish | 3 | 1.29 |
| 528 | Whipped-cream can | 9 | 3.86 |
| 529 | Moth balls | 1 | 0.43 |
| 531 | Candy, powdered candy, sugar | 3 | 1.29 |
| 534 | Deodorant | 2 | 0.86 |
| 537 | Air horn, canned air horn, condensed horn | 2 | 0.86 |
| 539 | Scotch-Gard | 7 | 3.00 |
| 540 | PAM | 3 | 1.29 |
| 542 | Brasso, lens cleaner, spirits of ammonia | 5 | 2.15 |
| 543 | Liquid oxygen, oxygen | 2 | 0.86 |
| 546 | Leather or suede protector, aerosol unspecified | 1 | 0.43 |
| 548 | Cologne, isopropanol vapors, rubbing alcohol | 6 | 2.58 |
| 551 | Oven cleaner | 1 | 0.43 |
| 560 | Dishwashing detergent, laundry detergent, soap | 1 | 0.43 |
| 573 | Furniture polish | 1 | 0.43 |
| 592 | Computer air duster, computer cleaner, dust-off | 1 | 0.43 |
| 599 | Potpourri | 2 | 0.86 |
| 607 | OTHER Hallucinogen, NOT OTHERWISE SPECIFIED | 1 | 0.43 |

Table B.2 Tabulation of Inhalant OTHER, Specifies (continued)

| Drug Code | Drug Name | Number of Times Mentioned in OTHER, Specifies | Percentage of All Inhalant Drugs Specified |
|------------------|--|--|---|
| 803 | Marijuana, MarrJane, Mary Jane, MJ, pot, weed | 5 | 2.15 |
| 818 | Nicotine | 2 | 0.86 |
| 900 | Not a drug | 1 | 0.43 |
| 5001 | Bleach | 1 | 0.43 |
| 5004 | Ink print, paper | 1 | 0.43 |
| 5021 | Octane booster | 2 | 0.86 |
| 5030 | Polyurethane (spray, liquid, compound) | 1 | 0.43 |
| 5042 | Fuels other than gasoline | 2 | 0.86 |
| 5043 | Carbona | 2 | 0.86 |
| 5045 | Cleaner, not otherwise specified | 2 | 0.86 |
| 5049 | Hand sanitizer/cleaner, contents unspecified | 8 | 3.43 |
| 5053 | Electrical parts cleaner, electronics cleaner | 2 | 0.86 |
| 5069 | Febreze | 1 | 0.43 |
| 5076 | Water/stain repellent, type unspecified | 1 | 0.43 |
| 5104 | Shoe cleaner, otherwise unspecified | 1 | 0.43 |
| 5151 | Dichloromethane | 1 | 0.43 |
| 5152 | Sawdust | 1 | 0.43 |
| 5153 | Breaking Styrofoam (to release gas) | 1 | 0.43 |
| 5154 | Latex/latex glove | 1 | 0.43 |
| 5155 | Levmetamfetamine <OTC> | 1 | 0.43 |
| 5156 | Liquid air | 1 | 0.43 |
| 5157 | Spam in a plastic bag | 1 | 0.43 |
| 5158 | Alcohol dye | 1 | 0.43 |
| 5172 | Shampoo | 2 | 0.86 |
| 6222 | Jekem, Jenkem | 2 | 0.86 |
| 8024 | Asthma inhaler, asthma medication, bronchial dilator | 4 | 1.72 |
| 8056 | Vicks VapoRub/inhaler <OTC> | 3 | 1.29 |
| 8373 | Electronic cigarette | 1 | 0.43 |
| 8379 | Dabs/dabbing/dab pen | 1 | 0.43 |
| 8381 | Vapor/vape juice; route of use unspecified | 3 | 1.29 |
| 8446 | Edibles, not otherwise specified | 1 | 0.43 |

Table B.3 Tabulation of Hallucinogen OTHER, Specifies

| Drug Code | Drug Name | Number of Times Mentioned in OTHER Specifies | Percentage of All Hallucinogen Drugs Specified |
|------------------|---|---|---|
| 116 | Methaqualone, Sopor, Quaalude | 3 | 0.42 |
| 145 | Red devil(s) | 1 | 0.14 |
| 157 | Barbiturates | 1 | 0.14 |
| 171 | NyQuil <OTC> | 1 | 0.14 |
| 174 | Ambien | 4 | 0.56 |
| 187 | Belladonna plant/flower/root, deadly nightshade | 2 | 0.28 |
| 209 | Xanax | 2 | 0.28 |
| 322 | Methamphetamine (“ice” or “crank”), Meth | 7 | 0.98 |
| 355 | Crystal meth, crystal methamphetamine | 2 | 0.28 |
| 423 | Percocet | 2 | 0.28 |
| 501 | Gasoline or lighter fluids | 4 | 0.56 |
| 503 | Other aerosol sprays | 4 | 0.56 |
| 504 | Shoeshine liquid, glue, or toluene | 7 | 0.98 |
| 506 | Amyl nitrite, “poppers,” locker room odorizer, “rush” | 3 | 0.42 |
| 507 | Halothane, ether, or other anesthetics; chloroform | 1 | 0.14 |
| 508 | Nitrous oxide, “whippits,” dentist gas | 17 | 2.38 |
| 510 | OTHER Inhalant, NOT OTHERWISE SPECIFIED | 2 | 0.28 |
| 520 | Old paint, paint | 1 | 0.14 |
| 539 | Scotch-Gard | 1 | 0.14 |
| 592 | Computer air duster, computer cleaner, dust-off | 3 | 0.42 |
| 599 | Potpourri | 1 | 0.14 |
| 601 | LSD (“acid”) | 44 | 6.15 |
| 602 | Peyote | 3 | 0.42 |
| 603 | Mescaline | 3 | 0.42 |
| 604 | Psilocybin (mushrooms), sclerotia, shrooms | 60 | 8.39 |
| 605 | PCP (“angel dust,” phencyclidine) | 3 | 0.42 |
| 606 | “Ecstasy” (MDMA), X-TC, “X” | 3 | 0.42 |
| 607 | OTHER Hallucinogen, NOT OTHERWISE SPECIFIED | 57 | 7.97 |
| 609 | Jimson weed | 1 | 0.14 |
| 612 | Happy stick, sherm, sherman, shermstick | 1 | 0.14 |
| 614 | MDA, Methylenedioxy amphetamine | 7 | 0.98 |
| 616 | DET, Dimethyltryptamine, DMT | 9 | 1.26 |
| 617 | Morning glory seeds, morning glory tendrils, ricea | 9 | 1.26 |
| 618 | Acid paper, blotter (acid) | 3 | 0.42 |
| 622 | Microdot(s), green microdot, purple microdot | 5 | 0.70 |
| 624 | Orange sunshine, sunshine, yellow sunshine | 1 | 0.14 |

Table B.3 Tabulation of Hallucinogen OTHER, Specifies (continued)

| Drug Code | Drug Name | Number of Times Mentioned in OTHER Specifies | Percentage of All Hallucinogen Drugs Specified |
|------------------|--|---|---|
| 625 | Window, window pane, 4-way pane, 4-way | 3 | 0.42 |
| 627 | Hawaiian wood rose, Hawaiian Woodrow seeds | 3 | 0.42 |
| 636 | DOM, STP | 1 | 0.14 |
| 637 | Purple haze | 3 | 0.42 |
| 639 | Nutmeg, Mace | 6 | 0.84 |
| 648 | Designer drugs | 3 | 0.42 |
| 650 | Datura stramonium, daytura, thorn apple | 6 | 0.84 |
| 658 | Special K, Ketamine | 2 | 0.28 |
| 660 | Bufotenin, toad, toad licking | 2 | 0.28 |
| 673 | Orange | 1 | 0.14 |
| 678 | Banana peels | 1 | 0.14 |
| 698 | 2C-B, Bromo mescaline, Nexus | 37 | 5.17 |
| 703 | Opium, otherwise unspecified | 2 | 0.28 |
| 802 | THC, cannabinol, marinol, tetrahydrocannabinol | 1 | 0.14 |
| 803 | Marijuana, MarrJane, Mary Jane, MJ, pot, weed | 5 | 0.70 |
| 804 | Hashish | 1 | 0.14 |
| 805 | Cocaine, coca, cocaina, coke, perico | 1 | 0.14 |
| 806 | Crack, rock | 1 | 0.14 |
| 809 | Pills | 2 | 0.28 |
| 818 | Nicotine | 1 | 0.14 |
| 829 | Robitussin DM <OTC> | 7 | 0.98 |
| 852 | Formaldehyde, wak, whack (embalming fluid) | 2 | 0.28 |
| 857 | Wicki stick | 1 | 0.14 |
| 883 | Dextromethorphan hydrobromide <OTC> | 15 | 2.10 |
| 885 | Drixoral <OTC> | 1 | 0.14 |
| 900 | Not a drug | 1 | 0.14 |
| 1001 | Benadryl, Diphenhydramine <OTC> | 4 | 0.56 |
| 1501 | Zolpidem | 1 | 0.14 |
| 3017 | Dayquil <OTC> | 1 | 0.14 |
| 3023 | Adderall | 1 | 0.14 |
| 3051 | Betel nut, beetlenut | 1 | 0.14 |
| 3052 | Speed, otherwise unspecified | 1 | 0.14 |
| 3116 | 4-MCC, 4-methylmethcathinone, MCAT, Mephedrone | 1 | 0.14 |
| 4046 | Oxycodone | 1 | 0.14 |
| 4502 | Norco | 1 | 0.14 |
| 5053 | Electrical parts cleaner, electronics cleaner | 2 | 0.28 |

Table B.3 Tabulation of Hallucinogen OTHER, Specifies (continued)

| Drug Code | Drug Name | Number of Times Mentioned in OTHER Specifies | Percentage of All Hallucinogen Drugs Specified |
|------------------|--|---|---|
| 6005 | Sassafras, sassafras tea | 8 | 1.12 |
| 6008 | 8-Ball | 1 | 0.14 |
| 6029 | DXM | 30 | 4.20 |
| 6043 | Diviner's sage, Salvia divinorum | 1 | 0.14 |
| 6048 | Dex | 1 | 0.14 |
| 6056 | Wet | 1 | 0.14 |
| 6061 | 5-MeO-DMT | 2 | 0.28 |
| 6062 | Madderwort, wormwood | 1 | 0.14 |
| 6071 | Sinicuichi | 1 | 0.14 |
| 6074 | LSA | 22 | 3.08 |
| 6077 | San Pedro | 2 | 0.28 |
| 6083 | CCC, "Triple C," C3 <OTC> | 9 | 1.26 |
| 6087 | Ibogaine | 1 | 0.14 |
| 6088 | Brugmansia | 2 | 0.28 |
| 6100 | 2C-T-7, T7, blue mystic | 4 | 0.56 |
| 6102 | Absinthe | 3 | 0.42 |
| 6103 | Ayahuasca, Yahe | 26 | 3.64 |
| 6114 | Molly, not otherwise specified | 1 | 0.14 |
| 6118 | Adrenochrome | 1 | 0.14 |
| 6121 | Cactus; specifically not peyote or unspecified | 2 | 0.28 |
| 6126 | 2,5-Dimethoxy-4-iodophenethylamine, 2C-I | 28 | 3.92 |
| 6127 | Skittles | 1 | 0.14 |
| 6130 | 5-MeO-DiPT, foxy methoxy | 1 | 0.14 |
| 6132 | Amanita mushrooms, fly agaric, muscimol | 1 | 0.14 |
| 6134 | Anadenanthera colubrina, cohoba, vilca | 1 | 0.14 |
| 6135 | 5-MeO-AMT | 1 | 0.14 |
| 6137 | Harmaline | 1 | 0.14 |
| 6138 | 2C-E, 2-5-Dimethoxy-4-ethyl-phenethylamine | 26 | 3.64 |
| 6140 | MiPT, N-methyl-N-isopropyltryptamine | 1 | 0.14 |
| 6141 | DPT, Dipropyltryptamine | 2 | 0.28 |
| 6146 | 5-MeO, otherwise unspecified | 1 | 0.14 |
| 6171 | 4-acetoxy-N,N-dimethyltryptamine, 4-AcO-DMT | 6 | 0.84 |
| 6173 | 2,5-dimethoxy-4-bromoamphetamine, DOB | 3 | 0.42 |
| 6181 | 4-HO-MET, 4-Hydroxy-N-methyl-N-ethyltryptamine | 1 | 0.14 |
| 6182 | 2C-P, 4-Propyl-2,5-dimethoxyphenethylamine | 8 | 1.12 |
| 6185 | 25I-NBOMe, 2C-I-NBOMe, BOM-CI, Cimbi-5 | 26 | 3.64 |

Table B.3 Tabulation of Hallucinogen OTHER, Specifies (continued)

| Drug Code | Drug Name | Number of Times Mentioned in OTHER Specifies | Percentage of All Hallucinogen Drugs Specified |
|------------------|--|---|---|
| 6186 | 3-MeO-2-Oxo-PCE, MXE, Methoxetamine | 4 | 0.56 |
| 6189 | 25C-NBOMe, 2C-C-NBOMe, NBOMe-2C-C, N-Bomb | 2 | 0.28 |
| 6200 | AL-LAD, 6-allyl-6-nor-LSD | 1 | 0.14 |
| 6202 | 4-Acetoxy-MET, 4-AcO-MET, Metacetin | 1 | 0.14 |
| 6203 | NBOMe; otherwise unspecified | 6 | 0.84 |
| 6206 | Blue Egyptian lotus, blue lotus | 1 | 0.14 |
| 6209 | 1P-LSD | 2 | 0.28 |
| 6220 | ETH-LAD | 3 | 0.42 |
| 6225 | DCK, Deschloroketamine | 3 | 0.42 |
| 6228 | Synthetic hallucinogen; otherwise unspecified | 1 | 0.14 |
| 6229 | LSD analogue; otherwise unspecified | 1 | 0.14 |
| 6232 | 2-FDCK, 2-Fluorodeschloroketamine, Fluoroketamine | 1 | 0.14 |
| 6237 | Datura inoxia | 1 | 0.14 |
| 8012 | Coriciden <OTC> | 5 | 0.70 |
| 8058 | Cough medicine/syrup, type unspecified | 7 | 0.98 |
| 8110 | Over-the-counter drug/pills, type unspecified | 1 | 0.14 |
| 8137 | 5-HTP, 5-hydroxytryptophan <OTC> | 1 | 0.14 |
| 8202 | Intal, Nasalcrom | 1 | 0.14 |
| 8214 | Robo, robo tripping | 2 | 0.28 |
| 8237 | Kratom | 3 | 0.42 |
| 8280 | Mucinex-DM <OTC> | 1 | 0.14 |
| 8283 | Synthetic cannabinoids (eg, K2, Spice, JWH-018) | 18 | 2.52 |
| 8293 | Lean (Promethazine w/codeine mixed w/Sprite) | 3 | 0.42 |
| 8301 | Bath salts/synthetic cathinone; otherwise unspcfd | 1 | 0.14 |
| 8315 | Synthetic cannabis/cannabinoid, otherwise unspcfd | 3 | 0.42 |
| 8368 | alpha-PVP, alpha-Pyrrolidinopentiophenone | 1 | 0.14 |
| 8379 | Dabs/dabbing/dab pen | 1 | 0.14 |
| 8381 | Vapor/vape juice; route of use unspecified | 2 | 0.28 |
| 8389 | CBD/hemp oil/edibles/vape (not marijuana) <OTC> | 3 | 0.42 |
| 8427 | Energy drink; product unspecified | 1 | 0.14 |
| 8430 | Batrachotoxin; source unspecified | 1 | 0.14 |
| 8446 | Edibles, not otherwise specified | 1 | 0.14 |
| 8545 | Dimenhydrinate, Dramamine, sea/motion sickness <OTC> | 3 | 0.42 |
| 8546 | Scopolamine | 1 | 0.14 |

Table B.4 Tabulation of Pain Reliever OTHER, Specifies

| Drug Code | Drug Name | Number of Times Mentioned in OTHER Specifies | Percentage of All Pain Reliever Drugs Specified |
|------------------|--|---|--|
| 130 | Promethazine | 1 | 0.31 |
| 186 | Butalbital | 1 | 0.31 |
| 207 | Ativan | 1 | 0.31 |
| 209 | Xanax | 6 | 1.84 |
| 234 | Flexeril | 1 | 0.31 |
| 278 | Benzodiazepines | 1 | 0.31 |
| 288 | Baclofen | 1 | 0.31 |
| 318 | Ritalin | 1 | 0.31 |
| 339 | Amphetamines, otherwise unspecified | 1 | 0.31 |
| 408 | Dilaudid, Hydromorphone | 1 | 0.31 |
| 420 | OTHER Pain Reliever, NOT OTHERWISE SPECIFIED | 14 | 4.29 |
| 422 | Motrin | 3 | 0.92 |
| 423 | Percocet | 5 | 1.53 |
| 424 | Fioricet | 1 | 0.31 |
| 425 | Advil <OTC> | 51 | 15.64 |
| 430 | Aspirin, Ecotrin, Empirin <OTC> | 8 | 2.45 |
| 434 | Vicodin | 3 | 0.92 |
| 435 | Tylenol, Tylenol Extra-Strength <OTC> | 88 | 26.99 |
| 438 | Anaprox, Naprosyn, Naproxen, Naxen | 7 | 2.15 |
| 442 | Ibuprofen | 46 | 14.11 |
| 450 | Acetaminophen, incl. non-Tylenol brands <OTC> | 4 | 1.23 |
| 462 | Norflex, Orphenadrine | 1 | 0.31 |
| 466 | Midol <OTC> | 1 | 0.31 |
| 468 | Excedrin <OTC> | 1 | 0.31 |
| 481 | Acular, Dolac, Ketorolac tromethamine, Toradol | 1 | 0.31 |
| 499 | Aleve <OTC> | 20 | 6.13 |
| 803 | Marijuana, MarrJane, Mary Jane, MJ, pot, weed | 1 | 0.31 |
| 858 | Antibiotic | 1 | 0.31 |
| 1001 | Benadryl, Diphenhydramine <OTC> | 5 | 1.53 |
| 2001 | Soma | 1 | 0.31 |
| 2002 | Muscle relaxers | 2 | 0.61 |
| 2506 | Diazepam | 1 | 0.31 |
| 2509 | Cyclobenzaprine | 1 | 0.31 |
| 3023 | Adderall | 2 | 0.61 |
| 4002 | Imitrex, Sumatriptan | 3 | 0.92 |
| 4031 | Cough medicine with Codeine | 1 | 0.31 |

Table B.4 Tabulation of Pain Reliever OTHER, Specifies (continued)

| Drug Code | Drug Name | Number of Times Mentioned in OTHER Specifies | Percentage of All Pain Reliever Drugs Specified |
|------------------|---|---|--|
| 4035 | Nabumetone, Relafen | 1 | 0.31 |
| 4041 | Maxalt, Rizatriptan | 2 | 0.61 |
| 4043 | Tramadol | 3 | 0.92 |
| 4044 | Hydrocodone | 1 | 0.31 |
| 4051 | Celebrex | 2 | 0.61 |
| 4056 | Cataflam, Diclofenac, Voltaren | 1 | 0.31 |
| 4082 | Analgin, Dipyron, Metamizol, Metamizole, ProdoLin | 1 | 0.31 |
| 4102 | Mobic, Meloxicam | 2 | 0.61 |
| 4109 | Suboxone | 1 | 0.31 |
| 4116 | Phenergan with codeine, promethazine with codeine | 1 | 0.31 |
| 4163 | Belbuca | 1 | 0.31 |
| 4501 | Lortab | 2 | 0.61 |
| 4502 | Norco | 4 | 1.23 |
| 8002 | Zantac | 1 | 0.31 |
| 8007 | Gabapentin, Neurontin | 7 | 2.15 |
| 8016 | Icy Hot <OTC> | 1 | 0.31 |
| 8035 | Prednisone | 1 | 0.31 |
| 8044 | Cephelaxin, Keflex | 1 | 0.31 |
| 8236 | Lyrica, Pregabalin | 1 | 0.31 |
| 8429 | Supradol | 1 | 0.31 |
| 8439 | Cilipin | 1 | 0.31 |
| 8440 | MiraLAX <OTC> | 1 | 0.31 |
| 8530 | Sertraline hydrochloride, Zoloft | 2 | 0.61 |

Table B.5 Tabulation of Stimulant OTHER, Specifies

| Drug Code | Drug Name | Number of Times Mentioned in OTHER Specifies | Percentage of All Stimulant Drugs Specified |
|------------------|---------------------------------------|---|--|
| 353 | No-Doz <OTC> | 1 | 4.55 |
| 435 | Tylenol, Tylenol Extra-Strength <OTC> | 1 | 4.55 |
| 3023 | Adderall | 1 | 4.55 |
| 3060 | Hydroxycut <OTC> | 1 | 4.55 |
| 3077 | Concerta | 1 | 4.55 |
| 3111 | Vyvanse | 1 | 4.55 |
| 3122 | Nuvigil | 1 | 4.55 |
| 3141 | Cotempla XR-ODT | 1 | 4.55 |
| 3508 | Modafinil | 3 | 13.64 |
| 8035 | Prednisone | 1 | 4.55 |
| 8374 | 5-hour Energy <OTC> | 5 | 22.73 |
| 8427 | Energy drink; product unspecified | 1 | 4.55 |
| 8530 | Sertraline hydrochloride, Zoloft | 1 | 4.55 |
| 8549 | Escitalopram, Lexapro | 1 | 4.55 |
| 8553 | Bupropion, Wellbutrin, Zyban | 1 | 4.55 |
| 8554 | Effexor | 1 | 4.55 |

Table B.6 Tabulation of Sedative OTHER, Specifies

| Drug Code | Drug Name | Number of Times Mentioned in OTHER Specifies | Percentage of All Sedative Drugs Specified |
|------------------|--|---|---|
| 120 | Downers; OTHER Sedative, NOT OTHERWISE SPECIFIED | 3 | 4.55 |
| 123 | Unisom <OTC> | 1 | 1.52 |
| 126 | Sominex <OTC> | 1 | 1.52 |
| 127 | Nytol <OTC> | 1 | 1.52 |
| 171 | NyQuil <OTC> | 1 | 1.52 |
| 174 | Ambien | 2 | 3.03 |
| 201 | Valium | 1 | 1.52 |
| 209 | Xanax | 2 | 3.03 |
| 216 | Atarax | 1 | 1.52 |
| 246 | Klonopin | 2 | 3.03 |
| 424 | Fioricet | 1 | 1.52 |
| 425 | Advil <OTC> | 1 | 1.52 |
| 435 | Tylenol, Tylenol Extra-Strength <OTC> | 1 | 1.52 |
| 1001 | Benadryl, Diphenhydramine <OTC> | 16 | 24.24 |
| 2509 | Cyclobenzaprine | 2 | 3.03 |
| 2512 | Hydroxyzine | 7 | 10.61 |
| 4043 | Tramadol | 1 | 1.52 |
| 8097 | Tizanidine, Zanaflex | 1 | 1.52 |
| 8406 | Xyrem | 1 | 1.52 |
| 8505 | Quetiapine, Seroquel | 4 | 6.06 |
| 8510 | Desyrel, Trazodone hydrochloride | 13 | 19.70 |
| 8513 | Amitriptyline, Elavil | 1 | 1.52 |
| 8522 | Adapin, Doxepin, Sinequan | 1 | 1.52 |
| 8541 | Mirtazapine, Remeron | 1 | 1.52 |

Table B.7 Tabulation of Special Drugs OTHER, Specifies

| Drug Code | Drug Name | Number of Times Mentioned in OTHER Specifies | Percentage of All Special Drugs Specified |
|------------------|--|---|--|
| 105 | Placidyl, Ethchlorvynol | 1 | 0.17 |
| 108 | Nembutal | 1 | 0.17 |
| 109 | Seconal | 4 | 0.69 |
| 110 | Tuinal | 3 | 0.52 |
| 115 | Phenobarbital | 2 | 0.35 |
| 120 | Downers; OTHER Sedative, NOT OTHERWISE SPECIFIED | 1 | 0.17 |
| 157 | Barbiturates | 2 | 0.35 |
| 174 | Ambien | 1 | 0.17 |
| 201 | Valium | 5 | 0.86 |
| 207 | Ativan | 1 | 0.17 |
| 209 | Xanax | 11 | 1.90 |
| 246 | Klonopin | 2 | 0.35 |
| 306 | Desoxyn | 2 | 0.35 |
| 311 | Preludin | 2 | 0.35 |
| 318 | Ritalin | 7 | 1.21 |
| 322 | Methamphetamine (“ice” or “crank”), Meth | 42 | 7.25 |
| 324 | Uppers; OTHER Stimulant, NOT OTHERWISE SPECIFIED | 1 | 0.17 |
| 348 | Crystal | 1 | 0.17 |
| 382 | Footballs, purple footballs | 1 | 0.17 |
| 407 | Demerol | 5 | 0.86 |
| 408 | Dilaudid, Hydromorphone | 47 | 8.12 |
| 417 | Morphine | 41 | 7.08 |
| 418 | Methadone | 3 | 0.52 |
| 420 | OTHER Pain Reliever, NOT OTHERWISE SPECIFIED | 6 | 1.04 |
| 423 | Percocet | 7 | 1.21 |
| 434 | Vicodin | 1 | 0.17 |
| 458 | Mepergan, Mepergan Fortis | 1 | 0.17 |
| 465 | Fentanyl | 12 | 2.07 |
| 481 | Acular, Dolac, Ketorolac tromethamine, Toradol | 1 | 0.17 |
| 601 | LSD (“acid”) | 8 | 1.38 |
| 605 | PCP (“angel dust,” phencyclidine) | 1 | 0.17 |
| 606 | “Ecstasy” (MDMA), X-TC, “X” | 9 | 1.55 |
| 614 | MDA, Methylenedioxy amphetamine | 1 | 0.17 |
| 658 | Special K, Ketamine | 15 | 2.59 |
| 663 | Animal tranquilizer, horse tranquilizer | 1 | 0.17 |
| 690 | RID | 1 | 0.17 |

Table B.7 Tabulation of Special Drugs OTHER, Specifies (continued)

| Drug Code | Drug Name | Number of Times Mentioned in OTHER Specifies | Percentage of All Special Drugs Specified |
|------------------|---|---|--|
| 702 | Heroin | 38 | 6.56 |
| 704 | Dope | 1 | 0.17 |
| 801 | OTHER Drugs, NOT OTHERWISE SPECIFIED | 26 | 4.49 |
| 802 | THC, cannabinal, marinol, tetrahydrocannabinol | 1 | 0.17 |
| 805 | Cocaine, coca, cocaina, coke, perico | 33 | 5.70 |
| 806 | Crack, rock | 11 | 1.90 |
| 807 | Alcohol, beer, ethanol, EtOH, pink champagne | 2 | 0.35 |
| 820 | Penicillin | 3 | 0.52 |
| 824 | Steroids | 4 | 0.69 |
| 848 | Liquid vitamin, vitamin pills <OTC> | 2 | 0.35 |
| 2030 | Versed | 1 | 0.17 |
| 2506 | Diazepam | 1 | 0.17 |
| 3023 | Adderall | 15 | 2.59 |
| 3052 | Speed, otherwise unspecified | 5 | 0.86 |
| 3077 | Concerta | 1 | 0.17 |
| 4011 | Atretol, Carbamazepine, Carbatrol, Epitol, Tegretol | 1 | 0.17 |
| 4037 | MS Contin | 1 | 0.17 |
| 4044 | Hydrocodone | 3 | 0.52 |
| 4046 | Oxycodone | 35 | 6.04 |
| 4047 | Roxicet | 2 | 0.35 |
| 4065 | Roxicodone | 8 | 1.38 |
| 4067 | OxyContin | 36 | 6.22 |
| 4073 | Temgesic | 1 | 0.17 |
| 4091 | K4 | 1 | 0.17 |
| 4109 | Suboxone | 19 | 3.28 |
| 4119 | Buprenorphine | 1 | 0.17 |
| 4120 | Opana | 19 | 3.28 |
| 4150 | Subutex | 4 | 0.69 |
| 4501 | Lortab | 1 | 0.17 |
| 4505 | Oxycodone product, unspecified | 13 | 2.25 |
| 4507 | Kadian | 1 | 0.17 |
| 4510 | Oxymorphone | 2 | 0.35 |
| 6114 | Molly, not otherwise specified | 4 | 0.69 |
| 6122 | MMDA | 1 | 0.17 |
| 8009 | Allergy pills/shot/antihistamine, type unspcfd | 1 | 0.17 |
| 8067 | Testosterone | 8 | 1.38 |

Table B.7 Tabulation of Special Drugs OTHER, Specifies (continued)

| Drug Code | Drug Name | Number of Times Mentioned in OTHER Specifies | Percentage of All Special Drugs Specified |
|------------------|---|---|--|
| 8072 | Deca-Durabolin, Nandrolone decanoate | 1 | 0.17 |
| 8079 | Insulin | 2 | 0.35 |
| 8083 | Testosterone cyprionate | 1 | 0.17 |
| 8113 | Test 250, Test 400 <OTC> | 2 | 0.35 |
| 8184 | Ondansetron, Periset, Zofran | 1 | 0.17 |
| 8206 | Delatestryl, Testosterone enanthate | 1 | 0.17 |
| 8212 | Finaplix Gold, Trembolona QV75, Trenbolone | 1 | 0.17 |
| 8224 | Oxytocin, Pitocin, Syntocinon | 1 | 0.17 |
| 8245 | Human growth hormone (HGH) | 2 | 0.35 |
| 8282 | Saline solution, salt, sodium chloride <OTC> | 1 | 0.17 |
| 8301 | Bath salts/synthetic cathinone; otherwise unspcfd | 3 | 0.52 |
| 8428 | Dexmedetomidine, Precedex | 1 | 0.17 |
| 8438 | Ts and Bs | 1 | 0.17 |
| 8503 | Dilantin | 2 | 0.35 |
| 8553 | Bupropion, Wellbutrin, Zyban | 3 | 0.52 |

Table B.8 Tabulation of Tranquilizer OTHER, Specifics

| Drug Code | Drug Name | Number of Times Mentioned in OTHER Specifics | Percentage of All Tranquilizer Drugs Specified |
|------------------|---|---|---|
| 201 | Valium | 1 | 3.70 |
| 209 | Xanax | 3 | 11.11 |
| 211 | BuSpar | 1 | 3.70 |
| 221 | OTHER Tranquilizer, NOT OTHERWISE SPECIFIED | 5 | 18.52 |
| 223 | Methocarbamol | 1 | 3.70 |
| 288 | Baclofen | 1 | 3.70 |
| 425 | Advil <OTC> | 1 | 3.70 |
| 435 | Tylenol, Tylenol Extra-Strength <OTC> | 1 | 3.70 |
| 1503 | Temazepam | 1 | 3.70 |
| 2029 | Etizolam | 1 | 3.70 |
| 2512 | Hydroxyzine | 2 | 7.41 |
| 8007 | Gabapentin, Neurontin | 1 | 3.70 |
| 8097 | Tizanidine, Zanaflex | 2 | 7.41 |
| 8247 | Abilify, Aripiprazole | 1 | 3.70 |
| 8505 | Quetiapine, Seroquel | 1 | 3.70 |
| 8510 | Desyrel, Trazodone hydrochloride | 2 | 7.41 |
| 8530 | Sertraline hydrochloride, Zoloft | 1 | 3.70 |
| 8541 | Mirtazapine, Remeron | 1 | 3.70 |

Table B.9 Tabulation of Treatment OTHER, Specifies

| Drug Code | Drug Name | Number of Times Mentioned in OTHER Specifies | Percentage of All Treatment Drugs Specified |
|------------------|---|---|--|
| 120 | Downers; OTHER Sedative, NOT OTHERWISE SPECIFIED | 1 | 0.86 |
| 174 | Ambien | 1 | 0.86 |
| 209 | Xanax | 5 | 4.31 |
| 322 | Methamphetamine (“ice” or “crank”), Meth | 9 | 7.76 |
| 408 | Dilaudid, Hydromorphone | 1 | 0.86 |
| 417 | Morphine | 1 | 0.86 |
| 418 | Methadone | 2 | 1.72 |
| 420 | OTHER Pain Reliever, NOT OTHERWISE SPECIFIED | 1 | 0.86 |
| 425 | Advil <OTC> | 1 | 0.86 |
| 465 | Fentanyl | 8 | 6.90 |
| 605 | PCP (“angel dust,” phencyclidine) | 2 | 1.72 |
| 616 | DET, Dimethyltryptamine, DMT | 1 | 0.86 |
| 701 | OTHER Opiates, NOT OTHERWISE SPECIFIED | 7 | 6.03 |
| 702 | Heroin | 10 | 8.62 |
| 801 | OTHER Drugs, NOT OTHERWISE SPECIFIED | 6 | 5.17 |
| 803 | Marijuana, MarrJane, Mary Jane, MJ, pot, weed | 11 | 9.48 |
| 804 | Hashish | 1 | 0.86 |
| 805 | Cocaine, coca, cocaina, coke, perico | 4 | 3.45 |
| 806 | Crack, rock | 4 | 3.45 |
| 807 | Alcohol, beer, ethanol, EtOH, pink champagne | 8 | 6.90 |
| 814 | Caffeine <OTC> | 1 | 0.86 |
| 883 | Dextromethorphan hydrobromide <OTC> | 2 | 1.72 |
| 900 | Not a drug | 3 | 2.59 |
| 2503 | Lorazepam | 1 | 0.86 |
| 4046 | Oxycodone | 2 | 1.72 |
| 4065 | Roxicodone | 1 | 0.86 |
| 4067 | OxyContin | 1 | 0.86 |
| 4109 | Suboxone | 6 | 5.17 |
| 4502 | Norco | 1 | 0.86 |
| 8008 | Antidepressant, type unspecified | 1 | 0.86 |
| 8203 | Bar, otherwise unspecified | 1 | 0.86 |
| 8237 | Kratom | 1 | 0.86 |
| 8301 | Bath salts/synthetic cathinone; otherwise unspcfd | 1 | 0.86 |
| 8373 | Electronic cigarette | 2 | 1.72 |
| 8381 | Vapor/vape juice; route of use unspecified | 6 | 5.17 |
| 8510 | Desyrel, Trazodone hydrochloride | 1 | 0.86 |
| 8519 | Prozac, Fluoxetine | 1 | 0.86 |

Appendix C

Tobacco Brand Codes for Open-Ended Questions

The final tobacco brand codes were created from listings of brands that appeared on the computer screen(s) corresponding to that particular type of tobacco, or from answers that respondents specified, if they indicated use of “a brand not on this list.” For each tobacco product (cigarettes and cigars), the available responses in the contiguous order of appearance on the screen (based on the 1999 through 2004 computer-assisted interviewing instruments) were used to initially create each tobacco product group. Although the tobacco brands that appeared on the screens for respondents changed beginning in 2005 for cigarettes, snuff, and cigars, the editing and coding procedures in this survey year continued to use existing codes that had been developed prior to 2005. For example, American Spirit cigarettes became the first brand on the screen for question CG11 in 2005 (“The next questions are about the brand of cigarettes you smoke—the brand is the name that is on the pack. During the past 30 days, what brand of cigarettes did you smoke most often?”). For consistency with prior years, however, mention of American Spirit cigarettes continues to retain a code of 161, even though CG11=1 (with this answer verified in question CG13) would indicate that the respondent smoked American Spirit cigarettes most often in the past 30 days.

In addition, questions about smokeless tobacco brands have not been included in the questionnaire since 2015. However, if respondents in 2015 or later years specify a chewing tobacco or snuff brand in connection with the questions for cigarette and cigar brands, then the reported brand would be assigned the relevant chewing tobacco or snuff code shown in this appendix. Beginning with the 2022 questionnaire, questions about cigarette and cigar brands will also be discontinued.

Tobacco brand codes 100-199 and 1000-1999 represent cigarette brands, codes 200-299 and 2000-2999 represent chewing tobacco brands, codes 300-399 and 3000-3999 represent snuff brands, and codes 400-499 and 4000-4999 represent cigar brands. Additional codes were added to each group list as needed. Miscellaneous tobacco and non-tobacco groups are represented by the 500-599, 600-699, 700-799, and 800-899 series.

For tobacco brands that respondents could choose from a list, no distinction was made in the coding between situations where respondents chose that particular brand from the list, and those where respondents reported use of “a brand not on this list” and then specified use of that brand. In addition, there was no distinction between particulars such as menthol, light, or full-flavor varieties in the coding. In addition, the coding considered situations where respondents might specify a brand that corresponded to a different type of tobacco. For example, if a brand of little cigars was specified as a brand of “cigarettes,” then the reported brand of “cigarettes” was assigned a code in the 400 or 4000 series, corresponding to cigars.

Since 2019, the alphabetical listing of tobacco brand code definitions has been discontinued from this appendix. Data users who know the name of a tobacco brand or part of a tobacco brand’s name can search for that brand in the electronic codebook using the appropriate search function (e.g., Ctrl-F for .docx files in Microsoft Word or PDF files in Adobe Acrobat). Listed below are guidelines for online searching of the electronic appendix for tobacco brand codes.

- Do not require searches to be case sensitive. For example, doing a case-sensitive search for “De ” (i.e., capital “D” and letter “e,” followed by a space) will identify codes 469 (Hoya De Monterrey) and 472 (Hoya De Nicaragua) but not codes 4038 (Flor de Oliva Grand Cameroon) or 4189 (Memoria de Cuba). Similarly, using a case-sensitive search for “Aura” will not identify code 1425 (aura) because the brand name does not use capital letters.
- When searching for tobacco brands that include one or more numbers as part of their brand name, please be aware that the search results could identify numeric codes of other tobacco brands. For example, doing a search for “305” will identify codes 1139 (305’s cigarettes) and 4458 (305’s cigars). The search will also identify numeric codes for the following other tobacco brands: 1305 (DJ Mix), 305 (Kodiak), and 4305 (Guatemalan cigars; brand unspecified).
- “Roll-your-own” brands of loose cigarette tobacco can be identified by searching for “roll-your-own” without data users needing to know an exact brand name.
- Search for alternate text strings if an initial search does not identify the code being sought. For example, code 1329 is for Smoker’s Choice cigarettes. In a search that is not case sensitive, code 1329 will not be identified by searching for “smokers” without the apostrophe. However, code 1329 can be identified by shortening the search to “smoker” or by searching to an alternative text string, such as “choice.”
- Please be aware when searching for tobacco brand codes that different kinds of tobacco products can have the same brand name. For example, code 1086 is for Smoker Friendly cigarettes, code 4155 is for Smoker Friendly cigars, and code 548 is for Smoker Friendly pipe tobacco.

Table C.1 Numeric Listing of Tobacco Brand Codes for Open-Ended Questions, 2021 NSDUH Computer-Assisted Interviewing

| Code | Definition |
|-------------------------|------------------------|
| Cigarette Brands | |
| 101 | Basic |
| 102 | Benson & Hedges |
| 103 | Cambridge |
| 104 | Camel |
| 105 | Capri |
| 106 | Carlton |
| 107 | Doral |
| 108 | Forsyth |
| 109 | GPC |
| 110 | Kent |
| 111 | Kool |
| 112 | Marlboro |
| 113 | Merit |
| 114 | Misty |
| 115 | Monarch |
| 116 | Montclair |
| 117 | More |
| 118 | Newport |
| 119 | Pall Mall |
| 120 | Parliament |
| 121 | Private Label |
| 122 | Salem |
| 123 | Vantage |
| 124 | Viceroy |
| 125 | Virginia Slims |
| 126 | Winston |
| 127 | Alpine |
| 128 | Barclay |
| 129 | Belair |
| 130 | Best Value |
| 131 | Bristol |
| 132 | Bugler (roll-your-own) |
| 133 | Century |
| 134 | Chesterfield |
| 135 | Commander |
| 136 | Covington |
| 137 | Eve |
| 138 | Harley Davidson |
| 139 | Jasmine |
| 140 | Lark |
| 141 | L & M |
| 142 | Lucky Strike |
| 143 | Magna |
| 144 | Maverick |
| 145 | Max |
| 146 | Now |
| 147 | Old Gold |
| 148 | Player's Clipper |

| Code | Definition |
|------|---------------------------------------|
| 149 | Pyramid |
| 150 | Raleigh |
| 151 | Richland |
| 152 | Saratoga |
| 153 | Satin |
| 154 | State Express |
| 155 | Sterling |
| 156 | Style |
| 157 | Tareyton |
| 158 | Top (roll-your-own) |
| 159 | Triumph |
| 160 | True |
| 161 | American Spirit cigarettes |
| 162 | Austin |
| 163 | Bali Hai cigarettes |
| 164 | Bali-Shag (roll-your-own) |
| 165 | Best Buy cigarettes |
| 166 | Bidis; brand unspecified |
| 167 | Black Death |
| 168 | Brandon |
| 169 | Bronson |
| 170 | Cartier |
| 171 | Checkers |
| 172 | Cimarron |
| 173 | Clove; brand unspecified |
| 174 | Dave's |
| 175 | Djarum cigarettes |
| 176 | Drum (roll-your-own) |
| 177 | Du Maurier |
| 178 | Dunhill cigarettes |
| 179 | Eagle |
| 180 | Export A |
| 181 | Fiesta cigarettes |
| 182 | First Choice |
| 183 | First Class |
| 184 | Gauloises |
| 185 | Generic cigarettes; brand unspecified |
| 186 | Gold Coast |
| 187 | Gudang Guram |
| 188 | Gunsmoke |
| 189 | Hi-Value |
| 190 | Jacks |
| 191 | Jester (roll-your-own) |
| 192 | Kailas Bidis |
| 193 | Kamel Red |
| 194 | Legend cigarettes |
| 195 | Malibu |
| 196 | Mainstreet |

| Code | Definition |
|------|---------------------------------|
| 197 | Marker |
| 198 | Medallion |
| 199 | Meridian |
| 1001 | Nat Sherman cigarettes |
| 1002 | Omaha |
| 1003 | Piel Roja |
| 1004 | Planet |
| 1005 | Private Stock |
| 1006 | Quality Smokes |
| 1007 | Rally |
| 1008 | Rave |
| 1009 | Rollrich (roll-your-own) |
| 1010 | Rothman |
| 1011 | Sampoerna |
| 1012 | Seven Stars/Mild Sevens |
| 1013 | Slim Price |
| 1014 | Sobranie |
| 1015 | Springwater Vanilla |
| 1016 | Summit |
| 1017 | Sundance |
| 1018 | USA Gold |
| 1019 | Vegas cigarettes |
| 1020 | Waves |
| 1021 | Yours |
| 1022 | Bailey |
| 1023 | Sport |
| 1024 | Prime |
| 1025 | Ultra Buy |
| 1026 | Bull Durham cigarettes |
| 1027 | Mustang |
| 1028 | Value; brand unspecified |
| 1029 | Tourney |
| 1030 | BV Bonus Value |
| 1031 | House Blend |
| 1032 | American Spirit rolling tobacco |
| 1033 | Hollywood |
| 1034 | Cardinal |
| 1035 | Cherokee cigarettes |
| 1036 | Courier |
| 1037 | DTC |
| 1038 | Samson (roll-your-own) |
| 1039 | Lewiston |
| 1040 | Smokin Joes cigarettes |
| 1041 | Sonoma |
| 1042 | Tall |
| 1043 | Tempo |
| 1044 | Worth |
| 1045 | Turkish Specials |
| 1046 | Delicados cigarettes |
| 1047 | New York New York cigarettes |
| 1048 | Carnival |
| 1049 | Honey B's cigarettes |

| Code | Definition |
|------|---|
| 1050 | USA |
| 1051 | Belmont |
| 1052 | Premium One |
| 1053 | Wills |
| 1054 | Omar Sharif |
| 1055 | Geronimo |
| 1056 | Black Clove |
| 1057 | Sovereign |
| 1058 | Gitanes |
| 1059 | Krakatoa Kretek |
| 1060 | Kuta Kretek |
| 1061 | Signature |
| 1062 | Sincerely Yours |
| 1063 | Fantasia |
| 1064 | Seneca, cigarette company brand unspecified |
| 1065 | Splash |
| 1066 | John Player |
| 1067 | Amsterdam Shag (roll-your-own) |
| 1068 | Superkings |
| 1069 | Zig-Zag (roll-your-own) |
| 1070 | Value Time |
| 1071 | Value & Quality |
| 1072 | Chaparral |
| 1073 | Grand |
| 1074 | Khrong Thip |
| 1075 | Star cigarettes |
| 1076 | Highway |
| 1077 | Prince (Denmark) |
| 1078 | Brentwood |
| 1079 | Amsterdamer (roll-your-own) |
| 1080 | Monaco |
| 1081 | Sebring |
| 1082 | Tahoe |
| 1083 | Liggett Select |
| 1084 | Image |
| 1085 | Special |
| 1086 | Smoker Friendly cigarettes |
| 1087 | Virginian |
| 1088 | Marlin |
| 1089 | Grand Prix |
| 1090 | Gold |
| 1091 | Dreams |
| 1092 | Native |
| 1093 | Roger |
| 1094 | Shield |
| 1095 | Patriot |
| 1096 | Sweet Afton |
| 1097 | Winner |
| 1098 | Sher Bidi |
| 1099 | Pilot |
| 1100 | Kite (roll-your-own) |
| 1101 | Jakarta |

| Code | Definition |
|------|---------------------------------|
| 1102 | Impala |
| 1103 | Popular |
| 1104 | Canyon |
| 1105 | Sixty-1 |
| 1106 | Niagara |
| 1107 | Palace cigarettes |
| 1108 | Nobel cigarettes |
| 1109 | Boots |
| 1110 | Eclipse |
| 1111 | Epic |
| 1112 | Kentucky's Best |
| 1113 | Sweet Dreams |
| 1114 | Scotch Buy |
| 1115 | Montana |
| 1116 | Revenge |
| 1117 | American |
| 1118 | Kingsport |
| 1119 | Express 555 |
| 1120 | Durant |
| 1121 | Quality |
| 1122 | Boston |
| 1123 | CT |
| 1124 | Focus |
| 1125 | Silk Cut |
| 1126 | GT-One |
| 1127 | Amazone Guarana |
| 1128 | Double Diamond cigarettes |
| 1129 | Goldlight |
| 1130 | Class A |
| 1131 | Alas |
| 1132 | Natural Blend |
| 1133 | Golden Lights |
| 1134 | Bronco |
| 1135 | Silva Thins |
| 1136 | Bonus Value |
| 1137 | Craven "A" |
| 1138 | Tucson |
| 1139 | 305's cigarettes |
| 1140 | Golden Virginia (roll-your-own) |
| 1141 | Market |
| 1142 | Move |
| 1143 | Putter |
| 1144 | Arbo (roll-your-own) |
| 1145 | Coronas cigarettes |
| 1146 | Optiva |
| 1147 | Westport |
| 1148 | Chocolate Dreams |
| 1149 | Victory |
| 1150 | Parisiennes |
| 1151 | Faros |
| 1152 | X-tra |
| 1153 | Marathon |

| Code | Definition |
|------|------------------------------|
| 1154 | Carlyle |
| 1155 | Capitol |
| 1156 | Chancellor |
| 1157 | Matinee |
| 1158 | Maxim |
| 1159 | Mundail |
| 1160 | Nise |
| 1162 | Tough Guy |
| 1163 | Backard |
| 1164 | Dynamic |
| 1165 | Scenic 101 |
| 1166 | Davidoff cigarettes |
| 1167 | Sago |
| 1168 | Jade |
| 1169 | Omni |
| 1170 | McClintock (roll-your-own) |
| 1171 | Astra |
| 1172 | Campton |
| 1173 | Lobo |
| 1174 | Unify |
| 1175 | Caster |
| 1176 | Cowboys |
| 1177 | Silvers |
| 1178 | Charter |
| 1179 | Quest |
| 1180 | Berkeley |
| 1181 | Darshan |
| 1182 | Golden Beach |
| 1183 | Redbull (roll-your-own) |
| 1184 | Sky Dancer |
| 1185 | Esquire |
| 1186 | Always Save |
| 1187 | Old Holborn (roll-your-own) |
| 1188 | Silverton |
| 1189 | A-One Bidi |
| 1190 | Beacon |
| 1191 | Derby |
| 1192 | Old Hillside (roll-your-own) |
| 1193 | MVP |
| 1194 | Infinity |
| 1195 | White Rhino |
| 1196 | Generals cigarettes |
| 1197 | Columbus Classic |
| 1198 | Homer |
| 1199 | Larson |
| 1200 | Old Kentucky |
| 1201 | All Star |
| 1202 | Competidora |
| 1203 | Kingsley |
| 1204 | American Diamond |
| 1205 | First USA/First US |
| 1206 | Stoker's (roll-your-own) |

| Code | Definition |
|------|-----------------------------------|
| 1207 | Canadian Natural (roll-your-own) |
| 1208 | Havana cigarettes |
| 1209 | Lookout (roll-your-own) |
| 1210 | Colt cigarettes |
| 1211 | Echo cigarettes |
| 1212 | Euro |
| 1213 | Iceberg (roll-your-own) |
| 1214 | Midnight Special (roll-your-own) |
| 1215 | Ridgeway |
| 1216 | Romy |
| 1217 | Smokers Warehouse (roll-your-own) |
| 1218 | G-Smoke |
| 1219 | The Brave |
| 1220 | GP Club |
| 1221 | Cheyenne cigarettes |
| 1222 | Gold Crest |
| 1223 | Axis |
| 1224 | Primo |
| 1225 | Bridgeport |
| 1226 | Citation |
| 1227 | Gambler (roll-your-own) |
| 1228 | Circle Z |
| 1229 | Goldflake |
| 1230 | Peter Stuyvesant |
| 1231 | MCD |
| 1232 | Sandia |
| 1233 | Ronhill |
| 1234 | Opal |
| 1235 | Farmer's Gold (roll-your-own) |
| 1236 | Bao-dao |
| 1237 | Omar |
| 1238 | Way |
| 1239 | Nova |
| 1240 | Gold Rush cigarettes |
| 1241 | Bison |
| 1242 | 10/20 |
| 1243 | Liberty cigarettes |
| 1244 | Liberty Gold |
| 1245 | Smoke 1 |
| 1246 | Southern Classics |
| 1247 | Buffalo cigarettes |
| 1248 | Desert Sun |
| 1249 | Classic Canadian (roll-your-own) |
| 1250 | Hava Club |
| 1251 | Kingston |
| 1252 | Lotto |
| 1253 | Montego |
| 1254 | Tracker |
| 1255 | Value Pride |
| 1256 | Black Diamond |
| 1257 | Rex, company brand unspecified |
| 1258 | SingleStick (roll-your-own) |

| Code | Definition |
|------|--|
| 1259 | Tex |
| 1260 | Nevada |
| 1261 | Poker |
| 1262 | Bishop |
| 1263 | Storm |
| 1264 | Knights |
| 1265 | Exact |
| 1266 | Claremont |
| 1267 | Cobra |
| 1268 | Decade |
| 1269 | D Best One |
| 1270 | Southern Cross |
| 1271 | Fred |
| 1272 | Royals cigarettes |
| 1273 | Philip Morris cigarette; brand unspecified |
| 1274 | Classic |
| 1275 | Kentucky Smooth (roll-your-own) |
| 1276 | Fortuna |
| 1277 | Berley |
| 1278 | Bracar |
| 1279 | Business Club |
| 1280 | Bridgeton |
| 1281 | Dimitrino Shepherds Hotel |
| 1282 | Sonic |
| 1283 | Golden Harvest (roll-your-own) |
| 1284 | Honor |
| 1285 | Baisha |
| 1286 | Lakes |
| 1287 | Wild Horse cigarettes |
| 1288 | Yukon |
| 1289 | 4 Aces (roll-your-own) |
| 1290 | Peter Jackson |
| 1291 | Southern Harvest (roll-your-own) |
| 1292 | Silver Eagle |
| 1293 | Sunny |
| 1294 | CTC Select |
| 1295 | Appu Bidis |
| 1296 | King Mountain |
| 1297 | Echo rolling tobacco |
| 1298 | Danish Export rolling tobacco |
| 1299 | Premis |
| 1300 | Karelia |
| 1301 | Raison |
| 1302 | Texan |
| 1303 | White Horse |
| 1304 | Ace |
| 1305 | DJ Mix |
| 1306 | Blackjack (roll-your-own) |
| 1307 | Heron |
| 1308 | Peter Stokkebye (roll-your-own) |
| 1309 | Teton (roll-your-own) |
| 1310 | Union |

| Code | Definition |
|------|---|
| 1311 | D & R Tobacco (roll-your-own) |
| 1312 | Buckeye's Best (roll-your-own) |
| 1313 | Criss Cross (roll-your-own) |
| 1314 | Premier (roll-your-own) |
| 1315 | Embassy |
| 1316 | Rubios |
| 1317 | Complete |
| 1318 | Signal cigarettes |
| 1319 | VB |
| 1320 | 1839 cigarettes |
| 1321 | Riverside |
| 1322 | Bohem Cigar No. 6 (Korean) |
| 1323 | Rave rolling tobacco |
| 1324 | Kentucky Select (roll-your-own) |
| 1325 | Black Hawk |
| 1326 | Exeter |
| 1327 | American Hero |
| 1328 | Sheriff |
| 1329 | Smoker's Choice cigarettes |
| 1330 | Yu Xi |
| 1331 | Feelings |
| 1332 | GP |
| 1333 | Belomorkanal |
| 1334 | Eco |
| 1335 | Good stuff (roll-your-own) |
| 1336 | Roseman |
| 1337 | Amber leaf (roll-your-own) |
| 1338 | Baron |
| 1339 | Huanghelou |
| 1340 | Palermo |
| 1341 | Galaxy Pro |
| 1342 | Rich |
| 1343 | Zhonghua |
| 1344 | Edgefield |
| 1345 | S & M cigarette; brand unspecified |
| 1346 | Largo cigarettes |
| 1347 | Dihao |
| 1348 | Fontana |
| 1349 | Ohm (roll-your-own) |
| 1350 | Victoria |
| 1351 | Bright |
| 1352 | Esse |
| 1353 | D & R Windsail Platinum (roll-your-own) |
| 1354 | Silver Cloud |
| 1355 | Fortune |
| 1356 | Bond Street |
| 1357 | Hongmei |
| 1358 | Golden Bay |
| 1359 | Timeless Time |
| 1360 | Zhongnanhai |
| 1361 | Time |
| 1362 | Great Country |

| Code | Definition |
|------|---|
| 1363 | Wills Classic |
| 1364 | Furongwang |
| 1365 | Golden Deer |
| 1366 | Caravan |
| 1367 | Zen cigarettes |
| 1368 | Smokin Joes (roll-your-own) |
| 1369 | Kiss |
| 1370 | Majestic |
| 1371 | Pioneer |
| 1372 | Wings |
| 1373 | Yunyan |
| 1374 | Senate |
| 1375 | Golden Leaf cigarettes |
| 1376 | Crown |
| 1377 | Cayuga |
| 1378 | Double Happiness (Shuang Xi) |
| 1379 | Wuyeshen |
| 1380 | Cohiba cigarettes |
| 1381 | Boss |
| 1382 | Tip Top |
| 1383 | Vinataba |
| 1384 | Pride |
| 1385 | American Harvest (roll-your-own) |
| 1386 | Allure |
| 1387 | Hope |
| 1388 | President cigarettes |
| 1389 | Pinnacle |
| 1390 | Texas Roll 'Em (roll-your-own) |
| 1391 | West |
| 1392 | Chunghwa |
| 1393 | Black and Gold |
| 1394 | American Legend |
| 1395 | American Eagle |
| 1396 | 24/7 |
| 1397 | Jackpot cigarettes |
| 1398 | Kentucky, cigarette company brand unspecified |
| 1399 | Pine |
| 1400 | Largo rolling tobacco |
| 1401 | Suyan |
| 1402 | Mac Baren rolling tobacco |
| 1403 | Comme Il Faut C |
| 1404 | Wild Bill's (roll-your-own) |
| 1405 | Golden Gate |
| 1406 | Bahman |
| 1407 | Roxwell cigarettes |
| 1408 | Hot Rod tubes (roll-your-own) |
| 1409 | Mevius |
| 1410 | Mexican cigarette; brand unspecified |
| 1411 | Cutters Choice (roll-your-own) |
| 1412 | Traffic |
| 1413 | Criollos |

| Code | Definition |
|-------------------------------|--|
| 1414 | Point |
| 1415 | London Export (roll-your-own) |
| 1416 | Smoker's Best cigarettes |
| 1417 | Heron No. 33 Black |
| 1418 | Vogue |
| 1419 | Nanjing |
| 1420 | THIS (Korean) |
| 1421 | L Ducat, LD |
| 1422 | 31 |
| 1423 | Manitou |
| 1424 | Hongtashan |
| 1425 | aura |
| 1426 | Pueblo |
| 1427 | Ararat cigarettes |
| 1428 | Gator |
| 1429 | 303 (Bangladeshi) |
| 1430 | Japanese cigarettes; brand unspecified |
| 1431 | Zen (roll-your own) |
| 1432 | Chinese cigarettes; brand unspecified |
| 1433 | Rainier |
| 1434 | Nashville |
| 1435 | Glamour |
| 1436 | Ashima |
| 1437 | Palmetto |
| 1438 | Denim cigarettes |
| 1439 | Sands |
| 1440 | Lider |
| 1441 | Moro rolling tobacco (roll-your-own) |
| 1998 | Roll-your-own cigarette; brand otherwise unspecified |
| 1999 | Cigarette; brand otherwise unspecified |
| Chewing Tobacco Brands | |
| 201 | Beech-Nut |
| 202 | Chattanooga Chew |
| 203 | Day's Work |
| 204 | Granger |
| 205 | H.B. Scott |
| 206 | Levi Garrett |
| 207 | Red Fox |
| 208 | Red Man chewing tobacco |
| 209 | Taylor's Pride |
| 210 | Totems |
| 211 | Work Horse |
| 212 | Apple Jack |
| 213 | Ball Park |
| 214 | Best Buy chewing tobacco |
| 215 | Big Leaf |
| 216 | Blackbull |

| Code | Definition |
|------|--|
| 217 | Bowie |
| 218 | Cannonball |
| 219 | Durango |
| 220 | Lancaster |
| 221 | Mail Pouch |
| 222 | Morgan's |
| 223 | Peachy Big Leaf |
| 224 | Rough Country |
| 225 | Trophy |
| 226 | WB |
| 227 | Havana Blossom |
| 228 | Southern Pride |
| 229 | Union Workman |
| 230 | Stoker chewing tobacco |
| 231 | Cottonboll |
| 232 | Apple Plug tobacco |
| 233 | Bloodhound Thick Plug |
| 234 | Red Horse |
| 235 | King B |
| 236 | J. D. Blend |
| 237 | Our Pride |
| 238 | Big Red |
| 239 | Tinsley |
| 240 | Amish |
| 241 | Tennessee Chew |
| 242 | Black Maria |
| 243 | Mammoth Cave |
| 244 | Oliver Twist |
| 245 | Warren County |
| 246 | Kuber Khaini |
| 247 | Cumberland Twist |
| 248 | Star chewing tobacco |
| 249 | Good Bite |
| 250 | Tulsi |
| 251 | Wild Duck twist |
| 252 | Country Blend |
| 253 | Kentucky King Twist |
| 254 | Gatlinburlier |
| 255 | Iqmik |
| 256 | White Mule Twist |
| 257 | Old Domestic |
| 258 | Budhalal |
| 259 | Big Mountain chewing tobacco |
| 260 | Snake River |
| 261 | RMD Gutka (chewing tobacco with betel nut) |
| 262 | Black Mountain |
| 263 | Baba 120 |
| 264 | Chaini Khaini |
| 2998 | Homemade chewing tobacco |
| 2999 | Chewing tobacco; brand otherwise unspecified |

| Code | Definition |
|---------------------|-------------------------|
| Snuff Brands | |
| 301 | Copenhagen |
| 302 | Gold River |
| 303 | Happy Days |
| 304 | Hawken |
| 305 | Kodiak |
| 306 | Redwood |
| 307 | Silver Creek |
| 308 | Skoal |
| 309 | Timber Wolf |
| 310 | Bruton |
| 311 | Cooper |
| 312 | Cougar |
| 313 | Dental |
| 314 | Honey Bee snuff |
| 315 | Navy |
| 316 | Red Seal |
| 317 | Rooster |
| 318 | Square |
| 319 | Tops snuff |
| 320 | Tube Rose |
| 321 | Garrett snuff |
| 322 | Peach |
| 323 | Mint snuff |
| 324 | Ralph's snuff |
| 325 | Renegades |
| 326 | Kayak |
| 327 | CC Sweet |
| 328 | Ozona |
| 329 | Dean Swift |
| 330 | Extreme |
| 331 | Sequoia |
| 332 | Grizzly |
| 333 | President snuff |
| 334 | Honest Scotch |
| 335 | McChrystals |
| 336 | Wilsons |
| 337 | General snuff |
| 338 | Longhorn |
| 339 | Dr. Rumney's |
| 340 | Stonewall |
| 341 | Husky |
| 342 | Manikchand |
| 343 | Baba 120 [see also 263] |
| 344 | Railroad Mills |
| 345 | Revel |
| 346 | Samuel Gawith |
| 347 | Skruf Stark |
| 348 | Taboka |
| 349 | Camel Snus |
| 350 | Red Bull snuff |
| 351 | Red Man snuff |

| Code | Definition |
|---------------------|------------------------------------|
| 352 | Göteborgs Rapé Snus |
| 353 | Packard's Club |
| 354 | Knox |
| 355 | Marlboro Snus |
| 356 | Thunder |
| 357 | Roda Lacket |
| 358 | Toque |
| 359 | Carhart's Choice Sweet Scotch |
| 360 | Eight Brothers |
| 361 | Silver Dollar |
| 362 | Klondike |
| 363 | Stoker's snuff |
| 364 | American Bison |
| 365 | Buttercup |
| 366 | Good Money |
| 3998 | Homemade snuff/smokeless tobacco |
| 3999 | Snuff; brand otherwise unspecified |
| Cigar Brands | |
| 401 | Antonio y Cleopatra |
| 402 | Backwoods |
| 403 | Bering |
| 404 | Black & Mild |
| 405 | Captain Black |
| 406 | Casa Silva |
| 407 | Cuesta-Rey |
| 408 | Dutch Masters |
| 409 | El Producto |
| 410 | Erik Filter |
| 411 | Garcia y Vega |
| 412 | Havatampa |
| 413 | King Edward |
| 414 | La Corona |
| 415 | Little Nippers |
| 416 | Macanudos |
| 417 | Muriel |
| 418 | Partagas |
| 419 | Phillies |
| 420 | Rigoletto |
| 421 | Robert Burns |
| 422 | Roi-Tan |
| 423 | Swisher Sweets |
| 424 | Tijuana Smalls |
| 425 | Universal |
| 426 | White Owl |
| 427 | William Penn |
| 428 | Winchester |
| 429 | Al Capone |
| 430 | Arango Sportsman |
| 431 | Arturo Fuente |
| 432 | Ashton |
| 433 | Astral |

| Code | Definition |
|------|----------------------------------|
| 434 | Baccarat |
| 435 | Balmoral |
| 436 | Ben Franklin |
| 437 | Blackstone |
| 438 | Blair |
| 439 | Blunts; brand unspecified |
| 440 | Butera |
| 441 | Cherry Blend |
| 442 | Churchill; brand unspecified |
| 443 | Cohiba cigars |
| 444 | Cojimar |
| 445 | Corona; brand unspecified |
| 446 | Cortina |
| 447 | Creмоса Cubanos |
| 448 | Cuban cigars; brand unspecified |
| 449 | Cubana; brand unspecified |
| 450 | Dannemann |
| 451 | Davidoff cigars |
| 452 | Don Diego |
| 453 | Don Jose |
| 454 | Don Lino |
| 455 | Don Rene |
| 456 | Don Sebastian |
| 457 | Don Tomas |
| 458 | Dunhill cigars |
| 459 | Dutch Treats |
| 460 | El Rey del Mundo |
| 461 | Fonseca |
| 462 | Grenadiers |
| 463 | Griffin's |
| 464 | H. Upmann |
| 465 | Habana/Havana; brand unspecified |
| 466 | Habana Gold |
| 467 | Henry Clay |
| 468 | Hobo |
| 469 | Hoya De Monterrey |
| 470 | Hugo Cassar |
| 471 | Infiesta |
| 472 | Joya De Nicaragua |
| 473 | Jr Ultimate |
| 474 | King |
| 475 | La Aurora |
| 476 | La Gloria Cubana |
| 477 | La Tradicion |
| 478 | La Unica |
| 479 | La Flor Dominicana |
| 480 | Las Cabrillas |
| 481 | Lone Wolf |
| 482 | Martinez y Cia |
| 483 | Mi Cubano |
| 484 | Middleton Cherry Blend |
| 485 | Monero |

| Code | Definition |
|------|--------------------------------------|
| 486 | Montecristo |
| 487 | Oliveros |
| 488 | Optimo |
| 489 | Opus X |
| 490 | Padron |
| 491 | Parodi Cella |
| 492 | Primetime little cigars |
| 493 | Prince Albert cigars |
| 494 | Punch |
| 495 | Puros Indios |
| 496 | Romeo y Julieta |
| 497 | Royal Jamaica |
| 498 | Schimmelpennick |
| 499 | Stag |
| 4001 | Sweets; brand unspecified |
| 4002 | Tampa; brand unspecified |
| 4003 | Te Amo |
| 4004 | Temple Hall |
| 4005 | Thompson |
| 4006 | Tiparillo |
| 4007 | Wolf Brothers |
| 4008 | Lars Tetens |
| 4009 | Bahia |
| 4010 | Big Butt |
| 4011 | Tobacco Place |
| 4012 | Five Star |
| 4013 | Cubita |
| 4014 | Avanti |
| 4015 | Windsor |
| 4016 | Dominican cigars; brand unspecified |
| 4017 | Rum Runner |
| 4018 | Nat Sherman cigars |
| 4019 | J.R. Tobacco |
| 4020 | Onyx |
| 4021 | Credo; brand unspecified |
| 4022 | Excalibur |
| 4023 | John T's |
| 4024 | Sierra Sweets |
| 4025 | Middleton Gold and Mild |
| 4026 | Habana Black and Gold |
| 4027 | Nicaraguan cigars; brand unspecified |
| 4028 | Casa Blanca |
| 4029 | Celestino Vega |
| 4030 | Felipe Gregorio |
| 4031 | Playboy |
| 4032 | Montesino |
| 4033 | Diamond Crown |
| 4034 | La Fontana |
| 4035 | Muniemaker |
| 4036 | La Finca |
| 4037 | V Centennial |

| Code | Definition |
|------|---|
| 4038 | Flor de Oliva Grand Cameroon |
| 4039 | Palace cigars |
| 4040 | Reas |
| 4041 | Miami Suites |
| 4042 | R & J Famous |
| 4043 | Rosa Cuba |
| 4044 | Zino |
| 4045 | Havana Honey |
| 4046 | Monte Carlo |
| 4047 | Delicados cigars |
| 4048 | Travis Club |
| 4049 | Purofino |
| 4050 | Fuente |
| 4051 | Avo |
| 4052 | Carl Upmann |
| 4053 | Bolivar |
| 4054 | Acid |
| 4055 | La Diva |
| 4056 | Thomas Hinds |
| 4057 | Perfecto Garcia |
| 4058 | Denobili |
| 4059 | VM Santana |
| 4060 | Honduran cigars; brand unspecified |
| 4061 | Jamaican cigars; brand unspecified |
| 4062 | Ducados |
| 4063 | Topper |
| 4064 | Djarum cigarillos |
| 4065 | Franco |
| 4066 | New York cigars |
| 4067 | United States cigars; brand unspecified |
| 4068 | Caribbean Rounds |
| 4069 | Leon Jimenes |
| 4070 | Montecruz |
| 4071 | Miflin's Choice |
| 4072 | K. Hansotia Gurkha [see also 4562] |
| 4073 | Dos Reinas |
| 4074 | Arizona |
| 4075 | Napa |
| 4076 | Key West |
| 4077 | Caoba |
| 4078 | Flor Cabana |
| 4079 | Montoya |
| 4080 | Quirantes |
| 4081 | Royales |
| 4082 | Papayo |
| 4083 | C.A.O. |
| 4084 | Tatiana |
| 4085 | Supre Sweets |
| 4086 | Dos Hombres |
| 4087 | El Cordoba |
| 4088 | Don Guillermo |
| 4089 | Las Vegas |

| Code | Definition |
|------|-------------------------------------|
| 4090 | Caribbean Petites |
| 4091 | Tamayo & Pareto |
| 4092 | Hemingway |
| 4093 | Cabanas |
| 4094 | Canaria D'Oro |
| 4095 | Ben Bay Crystals |
| 4096 | Black Jack cigars |
| 4097 | Cusano |
| 4098 | La Primadora |
| 4099 | Meharis |
| 4100 | Madrigal Habana |
| 4101 | Ornelas |
| 4102 | Tamboril |
| 4103 | Keep Moving |
| 4104 | Villiger |
| 4105 | Belinda |
| 4106 | Habanos |
| 4107 | Por Larranaga |
| 4108 | Don Antonio |
| 4109 | Don Pablo |
| 4110 | Drew Estates |
| 4111 | Joya del Rey |
| 4112 | Maria Mancini |
| 4113 | Olor |
| 4114 | Plasencia |
| 4115 | Porfirio |
| 4116 | Sosa |
| 4117 | Robusto; brand unspecified |
| 4118 | Vegas cigars |
| 4119 | Marsh Wheeling |
| 4120 | Alternativos |
| 4121 | Columbian cigars; brand unspecified |
| 4122 | George Burns |
| 4123 | Cameo |
| 4124 | Panetella; brand unspecified |
| 4125 | Carinos |
| 4126 | Don Mateo |
| 4127 | Hamiltons |
| 4128 | Panther |
| 4129 | Hoja |
| 4130 | Smokin Joes cigars |
| 4131 | Moyorga |
| 4132 | El Gozo |
| 4133 | De Graaff |
| 4134 | John Hay |
| 4135 | Sinatra |
| 4136 | Markers Mark |
| 4137 | Luiz Martinez |
| 4138 | Havana Blend |
| 4139 | La Paloma |
| 4140 | Saint Luis Rey |
| 4141 | Carbonell |

| Code | Definition |
|------|-------------------------------------|
| 4142 | Caballeros |
| 4143 | La Palma de Oro |
| 4144 | Hula girl |
| 4145 | Calixto Lopez |
| 4146 | Argos |
| 4147 | Aurora |
| 4148 | Brazilian cigars; brand unspecified |
| 4149 | Jose Marti |
| 4150 | Quintero |
| 4151 | Ramrod |
| 4152 | Reveria |
| 4153 | Mendez y Lopez |
| 4154 | New Orleans |
| 4155 | Smoker Friendly cigars |
| 4156 | Ritemeester |
| 4157 | Victor Sinclair |
| 4158 | Island Collection |
| 4159 | Don Alberto |
| 4160 | Santa Damiana |
| 4161 | Craftsman's Bench |
| 4162 | Don Yeyo |
| 4163 | Romero |
| 4164 | Vega Fina |
| 4165 | Cinco Vegas |
| 4166 | Dona Flora |
| 4167 | La Guardia |
| 4168 | National |
| 4169 | Alcazar |
| 4170 | OneOff |
| 4171 | Camacho |
| 4172 | J.T. |
| 4173 | La Surina |
| 4174 | Natural cigars |
| 4175 | Perdomo |
| 4176 | Primo Del Rey |
| 4177 | Heather Phillips |
| 4178 | Royal Blunt EZ Tube |
| 4179 | Colt cigars |
| 4180 | Matacan |
| 4181 | Cuban Bullet |
| 4182 | Farias |
| 4183 | Sancho Panza |
| 4184 | Helix |
| 4185 | El Toro |
| 4186 | Remedios |
| 4187 | 1886 Queens |
| 4188 | 898 |
| 4189 | Memoria de Cuba |
| 4190 | Little Havana |
| 4191 | Havana Gold |
| 4192 | Smoker's Choice little cigars |
| 4193 | Belmondo |

| Code | Definition |
|------|----------------------------------|
| 4194 | La Floridita |
| 4195 | Double Corona, brand unspecified |
| 4196 | San Andres |
| 4197 | Blender's Gold |
| 4198 | Cifuentes |
| 4199 | Cuban Delights |
| 4200 | El Rico Habano |
| 4201 | Gonzalez y Martinez |
| 4202 | Hacienda |
| 4203 | Omega |
| 4204 | Tres Hermanos |
| 4205 | Viajante, brand unspecified |
| 4206 | Demitasse, brand unspecified |
| 4207 | Racer little cigars |
| 4208 | Habano Primero |
| 4209 | Heaven |
| 4210 | Occidental |
| 4212 | Diesel |
| 4213 | Mantequilla |
| 4214 | Sir Elliot's |
| 4215 | Bauza |
| 4216 | Carlos Torano |
| 4217 | Roly |
| 4218 | Jad |
| 4219 | Gold Rush |
| 4220 | Old Port cigarillos |
| 4221 | Cordova |
| 4222 | Dirt |
| 4223 | La Perla Habana |
| 4224 | Jose Benito |
| 4225 | Tueros |
| 4226 | Crystal |
| 4227 | El Dente |
| 4228 | FX Smith |
| 4229 | Indian Tabac |
| 4230 | Candlelight |
| 4231 | Jose Girbes |
| 4232 | Sweet Outlaws |
| 4233 | Castros Cuban |
| 4234 | Don Juan |
| 4235 | Natural Root |
| 4236 | Hat's Off little cigars |
| 4237 | Rocky Patels |
| 4238 | Royal Cubans |
| 4239 | Lauro's |
| 4240 | Little Cigar Factory |
| 4241 | Guantanamo |
| 4242 | Pom Pom cigarillos |
| 4243 | Dean's Lil' Cigars |
| 4244 | Diablo |
| 4245 | Oliva O |
| 4246 | Fink |

| Code | Definition |
|------|---------------------------------------|
| 4247 | Don Kiki |
| 4248 | Hector Hernandez |
| 4249 | Mexican cigars; brand unspecified |
| 4250 | La Aroma de Cuba |
| 4251 | Murillo |
| 4252 | Don Rex |
| 4253 | Rushmore |
| 4254 | Spirit of Cuba |
| 4255 | Sweet Daddies |
| 4256 | Wise Guys |
| 4257 | Phillip & King – Cuban rejects |
| 4258 | Don Elliott |
| 4259 | Alvaro |
| 4260 | Don Elias |
| 4261 | Joya del Jefe Centennial Reserve |
| 4262 | El Presidente |
| 4263 | Torano Exodus |
| 4264 | Costa Rican cigars; brand unspecified |
| 4265 | Cheyenne little cigars |
| 4266 | Java |
| 4267 | Don Lugo |
| 4268 | EverMore |
| 4269 | Trinidad |
| 4270 | Don Augusto |
| 4271 | Don Dominguez |
| 4272 | Jose Gener |
| 4273 | Dominico |
| 4274 | Dutch Delights |
| 4275 | Mr. B |
| 4276 | Holland cigars; brand unspecified |
| 4277 | Licenciados |
| 4278 | Gispert |
| 4279 | Randello X |
| 4280 | Graycliff |
| 4281 | Roughneck |
| 4282 | Vendetta little cigars |
| 4283 | Supreme Blend little cigars |
| 4284 | Muriel Sweets little cigars |
| 4285 | Royal Hawaiian |
| 4286 | Casillas |
| 4287 | Dark Horse little cigars |
| 4288 | Boaz little cigars |
| 4289 | Cupido |
| 4290 | Moonshine Crooks |
| 4291 | M1 cigars |
| 4292 | Derringer little cigars |
| 4293 | Ibold |
| 4294 | Smokin Joes little cigars |
| 4295 | Santa Fe little cigars |
| 4296 | Kingpin |
| 4297 | Padilla |
| 4298 | Vaquero little cigars |

| Code | Definition |
|------|--|
| 4299 | Nording |
| 4300 | Fat Rum |
| 4301 | La Corona Whiffs |
| 4302 | Mike Ditka |
| 4303 | Vigilante Esteban Carrera |
| 4304 | Flor de Jardin |
| 4305 | Guatemalan cigars; brand unspecified |
| 4306 | Red Buck little cigars |
| 4307 | Black Cat |
| 4308 | Stampede little cigars |
| 4309 | Isla Del Sol |
| 4310 | JR Alternatives |
| 4311 | Kahlua (Drew Estates) |
| 4312 | Golden Harvest little cigars |
| 4313 | Richwood little cigars |
| 4314 | True Blunt |
| 4315 | El Cuno |
| 4316 | Czech Republic or Slovakia cigars; brand unspecified |
| 4317 | Amish cigars |
| 4318 | Iguana |
| 4319 | Winston Churchill by Davidoff |
| 4320 | Tusker |
| 4321 | Puerto Rican cigars; brand unspecified |
| 4322 | Black & Tan |
| 4323 | Courvoisier |
| 4324 | Haitian cigars; brand unspecified |
| 4325 | Ethiopian cigars; brand unspecified |
| 4326 | La Habanera |
| 4327 | Chinese cigars; brand unspecified |
| 4328 | Remington little cigars |
| 4329 | Cuban Honeys |
| 4330 | 5 Vegas |
| 4331 | La Rica |
| 4332 | Jose L. Piedra |
| 4333 | Casino Gold |
| 4334 | Bucanero El Capitan |
| 4335 | Professor Sila |
| 4336 | Clints |
| 4337 | Philippine cigars; brand unspecified |
| 4338 | Hawaiian cigars; brand unspecified |
| 4339 | Payne-Mason |
| 4340 | Savannah Bulldog |
| 4341 | BluntVille |
| 4342 | Tony Alvarez |
| 4343 | El Sol |
| 4344 | Kristoff |
| 4345 | De Nobili |
| 4346 | Liberty cigars; brand unspecified |
| 4347 | Game |
| 4348 | José “Pepin” Garcia Benchmade |

| Code | Definition |
|------|---|
| 4349 | El Baton |
| 4350 | Double Diamond cigars |
| 4351 | Vieux Carre |
| 4352 | Nestor Reserve |
| 4353 | Hatuey |
| 4354 | Murano |
| 4355 | Quorum |
| 4356 | Topstone |
| 4357 | NUb |
| 4358 | Bodyshot little cigars |
| 4359 | Puerto Rico 965 |
| 4360 | Director's Club little cigars |
| 4361 | Good Times |
| 4362 | Rico Suave |
| 4363 | Don Pepin |
| 4364 | J. Fuego |
| 4365 | El Metador |
| 4366 | Wrangler little cigars |
| 4367 | Clipper little cigars |
| 4368 | i80 cigars |
| 4369 | Rum River Crooks |
| 4370 | Vieja Hacienda |
| 4371 | The Repeater |
| 4372 | Hombre little cigars |
| 4373 | Juicy |
| 4374 | El Verso |
| 4375 | 1839 cigars |
| 4376 | Smoker's Best cigars |
| 4377 | Wall Street |
| 4378 | Cardenas |
| 4379 | Torino |
| 4380 | Cuban Rounds |
| 4381 | S.T. Dupont |
| 4382 | Mephisto |
| 4383 | El Imperio |
| 4384 | Holt's |
| 4385 | Liga Privada |
| 4386 | Maroma |
| 4387 | Trend |
| 4388 | Ambrosia |
| 4389 | El Salvadoran cigars; brand unspecified |
| 4390 | JW little cigars |
| 4391 | Zig-Zag cigarillos |
| 4392 | Swedish cigars, brand unspecified |
| 4393 | Argentinean cigars, brand unspecified |
| 4394 | Duque |
| 4395 | Happy Times superillos cigarillos |
| 4396 | Island Blendz |
| 4397 | Jenuwine Dominican Selection |
| 4398 | Neos |
| 4399 | Bali Hai cigars |

| Code | Definition |
|------|--------------------------------------|
| 4400 | Cain |
| 4401 | Happy Hour |
| 4402 | Venezuelan cigars; brand unspecified |
| 4403 | Bahama Mama |
| 4404 | Nica Libre |
| 4405 | Brick House |
| 4406 | Casa Magna |
| 4407 | Cibao |
| 4408 | M & R Vintage Reserve |
| 4409 | Tabak Especial |
| 4410 | Wild Horse cigars |
| 4411 | Alec Bradley |
| 4412 | Da Vinci |
| 4413 | Calle Ocho |
| 4414 | Dark Hawk little cigars |
| 4415 | Straight Up |
| 4416 | Nobel cigars |
| 4417 | Gambler cigars |
| 4418 | Maverick Quick Draw |
| 4419 | Room 101 |
| 4420 | Entourage |
| 4421 | A. Turrent |
| 4422 | Bandidos |
| 4423 | Chisum little cigars |
| 4424 | Caribbean cigars; brand unspecified |
| 4425 | Gran Habano |
| 4426 | U.S. Army Limited Edition |
| 4427 | Real A.L. Pedro |
| 4428 | Great Wall |
| 4429 | K.A. Kendall's 7-20-4 |
| 4430 | Nat Cicco |
| 4431 | OHM little cigars |
| 4432 | JM's Dominican |
| 4433 | El Primer Mundo |
| 4434 | 38 Special little cigars |
| 4435 | Nestor Miranda |
| 4436 | Man O' War |
| 4437 | La Herencia Cubana Oscuro Fuerte |
| 4438 | Kickback |
| 4439 | Millennium |
| 4440 | Ave Maria |
| 4441 | Ecuadorian cigars; brand unspecified |
| 4442 | White Cat |
| 4443 | Speedway |
| 4444 | Action little cigars |
| 4445 | Erik Natural |
| 4446 | Free Cuba |
| 4447 | Hampton Arms |
| 4448 | Maribel |
| 4449 | Golden Valley filtered cigars |
| 4450 | Don Cicero |

| Code | Definition |
|------|------------------------------------|
| 4451 | Consuegra |
| 4452 | Piano Fuerte |
| 4453 | Tampa Sweethearts |
| 4454 | Criss Cross cigars |
| 4455 | Talon |
| 4456 | Don Pedro |
| 4457 | Signal cigars |
| 4458 | 305's cigars |
| 4459 | Beach Palm little cigars |
| 4460 | Cuban Twist |
| 4461 | Navarro |
| 4462 | Piper's |
| 4463 | Starbuzz |
| 4464 | Sweet Jane |
| 4465 | Tatuaje |
| 4466 | Good Days Factory Rejects |
| 4467 | Indian cigars; brand unspecified |
| 4468 | Blue Sparrow |
| 4469 | Vargas |
| 4470 | Lex12 |
| 4471 | Trader Jacks |
| 4472 | 7-20-4 Dogwalker |
| 4473 | Island |
| 4474 | Splitarillos |
| 4475 | Marco V |
| 4476 | Seneca cigar |
| 4477 | Verdadero Organic |
| 4478 | Buffalo cigars |
| 4479 | Iron Horse |
| 4480 | Oro Cubano |
| 4481 | Trivo cigarillos |
| 4482 | Weston |
| 4483 | Flor de las Antillas |
| 4484 | Show |
| 4485 | Foundry |
| 4486 | No. 99 Factory Throwouts |
| 4487 | Kismet Fortune |
| 4488 | Cuba Libre |
| 4489 | Rustlers |
| 4490 | Sparrow little cigars |
| 4491 | San Vicente |
| 4492 | Aquitaine |
| 4493 | Zig Zag wraps |
| 4494 | Porto Real |
| 4495 | Carbon Copy Cubans |
| 4496 | Jackpot |
| 4497 | Don Julio |
| 4498 | Hammer & Sickle |
| 4499 | El Fuego |
| 4500 | Illusione |
| 4501 | American cigars; brand unspecified |
| 4502 | Delicioso |

| Code | Definition |
|------|-----------------------------------|
| 4503 | East Coast Roller |
| 4504 | Krome |
| 4505 | Santiago Fuerte |
| 4506 | Legend cigars |
| 4507 | Cherokee little cigars |
| 4508 | Nectar little cigar |
| 4509 | RHUM |
| 4510 | Casa de Garcia |
| 4511 | John Black little cigars |
| 4512 | Don Gonzalez |
| 4513 | My Father |
| 4514 | Rock-A-Feller |
| 4515 | E.P Carrillo |
| 4516 | AKA, American Kick Ass |
| 4517 | Jericho Hill |
| 4518 | GTO cigar |
| 4519 | GTO cigarillo |
| 4520 | Criss-Cross filtered cigars |
| 4521 | Goodies cigarillos |
| 4522 | Cosa Nostra cigarillos |
| 4523 | Crux |
| 4524 | Cornerstone little cigars |
| 4525 | Brahma Black |
| 4526 | Brioso |
| 4527 | Ignacio Haya |
| 4528 | Via Havanna |
| 4529 | Palmar Arriba |
| 4530 | Russian cigars; brand unspecified |
| 4531 | Regius |
| 4532 | Six Zero |
| 4533 | Deco Drive |
| 4534 | Platinum Blunt Wrap |
| 4535 | Cigar International |
| 4536 | French cigars; brand unspecified |
| 4537 | Asylum 13 |
| 4538 | Recluse |
| 4539 | Flor de Tamboril |
| 4540 | Clipper cigarillos |
| 4541 | 1876 Reserve |
| 4542 | Island Prince |
| 4543 | Pinar del Rio |
| 4544 | Vision Hunter little cigars |
| 4545 | Guy & Lady Barrell |
| 4546 | Big Babe |
| 4547 | Rodriquez |
| 4548 | Fronto King |
| 4549 | Dreams cigars |
| 4550 | Cuban Crafters |
| 4551 | Dominican Prime |
| 4552 | St Maarten, brand unspecified |
| 4553 | Tabacalera |
| 4554 | Aging Room |

| Code | Definition |
|------|--|
| 4555 | Mark Twain |
| 4556 | Los Blancos |
| 4557 | Isabela |
| 4558 | Big mountain little cigars |
| 4559 | Factory Throwouts |
| 4560 | QuickDraw |
| 4561 | Grabba Leaf wraps |
| 4562 | Gurkha Hudson Bay [see also 4072] |
| 4563 | Cherrybomb cigarillos |
| 4564 | Clove cigarillo/cigar; brand unspecified |
| 4565 | Leaf by Oscar |
| 4566 | Donnie Chulo |
| 4567 | Ugly Coyote |
| 4568 | Hi-Fi cigarillos |
| 4569 | Litto Gomez Diez |
| 4570 | Grand Marnier |
| 4571 | Argyle |
| 4572 | Warfighter |
| 4573 | El Mejor |
| 4574 | Hot Skull Fronto Leaf |
| 4575 | Nectar |
| 4576 | German cigars; brand unspecified |
| 4577 | Caldwell |
| 4578 | 504 goodies |
| 4579 | Ararat cigars |
| 4580 | Torano |
| 4581 | Wessex Gold Brick |
| 4582 | Crowned Heads |
| 4583 | Perla del Mar |
| 4584 | Surrogates |
| 4585 | RoMa Craft |
| 4586 | Westport little cigars |
| 4587 | Warped |
| 4588 | Café Crème |
| 4589 | Duran |
| 4590 | Eighty5 by Ocho Cinco |
| 4591 | Devil's Weed |
| 4592 | Don Lucas |
| 4593 | Battleground |
| 4594 | Dominican Selection |
| 4595 | Crazy Alice |
| 4596 | Zelo de Cuba |
| 4597 | Toscano |
| 4598 | Night Owl |
| 4599 | Blue Mountain Cigars (BMC) |
| 4600 | Kauai |
| 4601 | Cuban Castaways |
| 4602 | Goodman's little cigars |
| 4603 | Hype cigarillos |
| 4604 | Don Rafael |
| 4605 | Davtian |
| 4606 | City Life |

| Code | Definition |
|--|--|
| 4607 | CI Legends |
| 4608 | Chilean cigar; brand unspecified |
| 4609 | Brighton's Best |
| 4610 | Bella little cigars |
| 4611 | Blue Grass |
| 4612 | Southern Draw |
| 4613 | Charter Oak |
| 4614 | Montero 1939 |
| 4615 | Fallen Angel |
| 4616 | Japanese cigars; brand unspecified |
| 4617 | Alta Gracia |
| 4618 | Cavalier Geneve |
| 4619 | Tabacart |
| 4620 | Panama Jack |
| 4621 | San Lotano |
| 4622 | New Cuba |
| 4623 | La Gianna |
| 4624 | Privada |
| 4625 | General Grant |
| 4626 | Fiesta cigarillos |
| 4627 | Foundation |
| 4628 | High Hemp wraps |
| 4629 | Frontier |
| 4630 | Cigar pod; contents unspecified |
| 4631 | John Bull |
| 4632 | Aruban cigars; brand unspecified |
| 4633 | Pappy Van Winkle |
| 4634 | La Imperiosa |
| 4635 | The Traveler |
| 4636 | A.J. Fernandez |
| 4637 | Eiroa |
| 4638 | Kentucky Cheroots |
| 4639 | Elogio |
| 4640 | Vivaldi |
| 4641 | Capo |
| 4642 | Aladino |
| 4643 | Clementine |
| 4644 | Hawaiian Breeze |
| 4645 | Cornelius & Anthony |
| 4646 | Flor de Pita |
| 4647 | A2 |
| 4648 | Martinez |
| 4997 | Little cigars; brand otherwise unspecified |
| 4998 | Homemade cigars |
| 4999 | Cigar/cigarillo; brand otherwise unspecified |
| Pipe Tobacco or Miscellaneous Tobacco | |
| 501 | Prince Albert tobacco |
| 502 | Sir Walter Raleigh tobacco |
| 503 | Velvet tobacco |
| 504 | Bighorn tobacco |

| Code | Definition |
|------|--|
| 505 | Hookah tobacco/tobacco in hookah |
| 506 | Smoker's Pride |
| 507 | Red River |
| 508 | Southern Steel |
| 509 | Three Sails |
| 510 | Good Stuff pipe tobacco |
| 511 | Red Cap pipe tobacco |
| 512 | Sillems pipe tobacco |
| 513 | Largo pipe tobacco |
| 514 | Carpenter's Cut pipe tobacco |
| 515 | Smoker's Best pipe tobacco |
| 516 | Five Brothers pipe tobacco |
| 517 | 4 Aces pipe tobacco |
| 518 | Bull Durham pipe tobacco |
| 519 | Buoy pipe tobacco |
| 520 | Smokin' G pipe tobacco |
| 521 | Bacco pipe tobacco |
| 522 | Sparrow pipe tobacco |
| 523 | Kentucky Select pipe tobacco |
| 524 | Gambler pipe tobacco |
| 525 | 1839 pipe tobacco |
| 526 | Rio pipe tobacco |
| 527 | Dark Horse pipe tobacco |
| 528 | Direct Buy |
| 529 | L.J. Peretti |
| 530 | Tin Star |
| 531 | Six Nations |
| 532 | Cherokee pipe tobacco |
| 533 | Stanwell |
| 534 | Al Fakher |
| 535 | Fader's Tobacco |
| 536 | Action pipe tobacco |
| 537 | High Card pipe tobacco |
| 538 | American Club pipe tobacco |
| 539 | Privateer (Deal Deal) pipe tobacco |
| 540 | Roxwell pipe tobacco |
| 541 | OHM Blue pipe tobacco |
| 542 | 752 pipe tobacco |
| 543 | Mixture No. 79 |
| 544 | Half & half pipe tobacco |
| 545 | Wild Horse pipe tobacco |
| 546 | Daughter and Ryan Three Sails pipe tobacco |
| 547 | Signal pipe tobacco |
| 548 | Smoker Friendly pipe tobacco |
| 549 | Ash & Ember pipe tobacco |
| 550 | Ryback pipe tobacco |
| 551 | Dokha |
| 552 | Fumari |
| 553 | American Blend pipe tobacco |
| 554 | Ten Pointer pipe tobacco |
| 555 | Golden Leaf pipe tobacco |
| 556 | Gold Star hookah tobacco |

| Code | Definition |
|--------------------------------------|---|
| 557 | Big Rock pipe tobacco |
| 558 | Bell's Three Nuns pipe tobacco |
| 559 | Cheyenne pipe tobacco |
| 560 | Hot Rod pipe tobacco |
| 561 | Backwoods pipe tobacco |
| 5999 | Pipe tobacco; brand otherwise unspecified |
| Miscellaneous Classifications | |
| 601 | Homegrown |
| 701 | Marijuana |
| 702 | Cocaine |
| 703 | Coca leaves |
| 704 | Betel nut |
| 705 | Permanent marker |
| 706 | Aerosol spray |
| 707 | Carburetor cleaner |
| 708 | Heroin |
| 709 | Meth, Methamphetamine ("ice" or "crank") |
| 710 | Over-the-counter drug |
| 711 | Rubbing alcohol and peroxide |
| 712 | Hemp or CBD-based personal care product |
| 801 | Nicorette |
| 802 | Honey Rose herbal cigarettes |
| 803 | Herbal cigarette, not otherwise specified |
| 804 | Ecstasy herbal cigarettes |
| 805 | Smokey Mountain herbal snuff |
| 806 | Herbal Gold herbal cigarettes |
| 807 | Ariva tobacco lozenge |
| 808 | Herbal Dreams cigarettes |
| 809 | Evo electronic cigarette |
| 810 | Electronic/smokeless cigarette; otherwise unspecified |
| 811 | Raven-E |
| 812 | Modern Vapor |
| 813 | Logic |
| 814 | blu |
| 815 | Real Deal |
| 816 | Halo |
| 817 | Volcano |
| 818 | Mistic |
| 819 | NJOY |
| 820 | Flavorz by Joe E Liquids |
| 821 | Rio |
| 822 | Ecto |
| 823 | V2 |
| 824 | Vuse Vibe |
| 825 | MarkTen |

| Code | Definition |
|-------------|---|
| 826 | Premium |
| 827 | T4 |
| 828 | 21st Century Smoke |
| 829 | RY4 Smooth e Liquid |
| 830 | B&M electronic cigarettes |
| 831 | Rebel electronic cigarettes |
| 832 | JUUL |
| 833 | Nirdosh herbal cigarettes |
| 834 | Ruthless |
| 835 | Bouncing Betty |
| 836 | Vaporz |
| 837 | Hemp/CBD cigarettes: brand unspecified |
| 838 | naked100 |
| 839 | Ignite CBD vape pen/cartridge |
| 840 | BIDI stick/vapor pen |
| 841 | PUFF bar |
| 842 | Koi CBD vape juice |
| 843 | qiwi CBG hemp cigarettes |
| 844 | Hyde |
| 845 | fume |
| 846 | HQD |
| 847 | Chief Stix hemp cigarettes |
| 848 | Bang |
| 849 | Oregon Originals CBD vape pen/cartridge |

Appendix D

Nicotine Dependence and Substance Use Disorder

D.1 Introduction

The 2021 National Survey on Drug Use and Health (NSDUH) included questions that were designed to measure dependence on nicotine (cigarettes) and drug¹ or alcohol use disorder. Drug or alcohol use disorder is also referred to as substance use disorder (SUD). This appendix includes information on the definitions, comparability, and coding specifications of the variables that measure nicotine dependence and SUD. The variable specifications are provided for nicotine dependence and SUD, respectively, within separate sections of this appendix.

D.1.1 Nicotine (Cigarette) Dependence and SUD Measures

For nicotine (cigarettes), questions pertaining to dependence were based on criteria from the Nicotine Dependence Syndrome Scale (NDSS; Shiffman et al., 1995; Shiffman et al., 2004) and the Fagerstrom Test of Nicotine Dependence (FTND; Fagerstrom, 1978; Heatherton et al., 1991). These criteria were first used to measure nicotine dependence in NSDUH in 2003.

For substances other than nicotine, which include alcohol, marijuana, cocaine, heroin, hallucinogens, inhalants, methamphetamine, prescription pain relievers, prescription tranquilizers, prescription stimulants, and prescription sedatives, the 2021 questionnaire included SUD questions based on the *Diagnostic and Statistical Manual of Mental Disorders*, 5th edition (DSM-5; American Psychiatric Association, 2013). Although SUD variables based on the DSM-5 criteria were created and included on the 2020 NSDUH data file as well, additional respondents were eligible to receive the SUD questions beginning in 2021. Specifically, respondents who reported use but not misuse of prescription drugs in the past year were asked questions about their substance use and could be classified as having an SUD based on those responses beginning in 2021.

The additional data from users but not misusers of prescription drugs led to the creation of new SUD outcome variables beginning in 2021. SUD outcome variables are available on the 2021 data file that are based on data from (1) misusers of prescription drugs, (2) users but not misusers of prescription drugs, and (3) any users of prescription drugs (i.e., the combination of the first two outcomes). The version of SUD variables based on data from any users of prescription drugs was the primary version of SUD used to generate estimates presented in the *Results from the 2021 National Survey on Drug Use and Health: Detailed Tables* (Center for Behavioral Health Statistics and Quality [CBHSQ], 2022c) and in the *Key Substance Use and Mental Health Indicators in the United States: Results from the 2021 National Survey on Drug Use and Health* report (CBHSQ, 2022b). The version of SUD variables based on data from people who misused prescription drugs were also used to produce estimates presented in the 2021 Detailed Tables and 2021 Key Substance Use and Mental Health Indicators report. The version of SUD variables based on people who used but did not misuse prescription drugs were not used for estimates presented in the 2021 Detailed Tables, but this version was used to produce estimates displayed in the 2021 Key Substance Use and Mental Health Indicators report. More information on the three versions of

¹ Drugs include marijuana (including vaping), cocaine (including crack), heroin, hallucinogens, inhalants, methamphetamine, and any use of prescription psychotherapeutic drugs (i.e., pain relievers, tranquilizers, stimulants, and sedatives).

SUD variables is available later in this appendix in Sections D.3.8 through D.3.11 and in Section D.4.

D.1.2 SUD Severity Measures

For substances other than nicotine, in addition to being used to classify respondents with an SUD, the DSM-5 criteria questions included in the 2021 NSDUH can also be used to classify the severity of an SUD. The severity of an SUD according to DSM-5 criteria is determined by the number of individual criteria recorded as positive for a particular substance (or category of substances).

- People were classified as having an SUD of mild severity if they met two or three SUD criteria for that substance.
- People were classified as having an SUD of moderate severity if they met four or five SUD criteria for that substance.
- People were classified in the severe SUD category if they met six or more SUD criteria for that substance.

As with the other SUD variables described in D.1.1, multiple versions of the SUD severity variables are available, which are based on whether the severity variable incorporates data for any users of prescription drugs or misusers of prescription drugs.

D.1.3 2021 NSDUH Comparability

Because of coronavirus disease 2019 (COVID-19), the 2021 NSDUH used multimode data collection, in which respondents completed the survey via the web or in person in eligible locations.² As discussed in Chapter 6 of the *2021 National Survey on Drug Use and Health (NSDUH): Methodological Summary and Definitions* report (CBHSQ, 2022a), methodological investigations led to the conclusion that estimates based on multimode data collection in 2021 are not comparable with estimates from 2020 or prior years. Therefore, national reports and tables for the 2021 NSDUH present estimates from 2021 only.

It is not recommended to make comparisons of 2021 data with prior years of NSDUH data or to pool 2021 data with prior years of NSDUH data for analyses. Differences in estimates between 2021 and prior years may be attributable to multimode data collection in 2021 rather than actual changes in the civilian, noninstitutionalized population of the United States during the COVID-19 pandemic.

D.2 Nicotine (Cigarette) Dependence

The 2021 NSDUH computer-assisted interviewing questions designed to assess nicotine (cigarette) dependence were based on the NDSS and the FTND. To identify patterns of nicotine (cigarette) dependence within the 2021 NSDUH data, indicator variables were created to measure dependence on nicotine through the use of cigarettes. Respondents were classified as being

² Eligibility of areas for in-person data collection was determined by state- and county-level COVID-19 metrics collected by Johns Hopkins University (Center for Systems Science and Engineering, Johns Hopkins University, 2021).

dependent if they met either the NDSS or the FTND criteria for dependence. There was no change in the questions or variables definitions for nicotine (cigarette) dependence for the 2021 NSDUH.

D.2.1 Nicotine Dependence Syndrome Scale (NDSS)

The conceptual roots of the NDSS are similar to those behind the concept of dependence based on the *Diagnostic and Statistical Manual of Mental Disorders*, 4th edition (DSM-IV; American Psychiatric Association, 1994; Edwards & Gross, 1976). The 2021 NSDUH contains 19 NDSS questions that address five aspects of dependence:

1. Smoking drive (compulsion to smoke driven by nicotine craving and withdrawal)
 - a. After not smoking for a while, you need to smoke in order to feel less restless and irritable (CIGIRTBL)
 - b. When you don't smoke for a few hours, you start to crave cigarettes (CIGCRAVE)
 - c. You sometimes have strong cravings for a cigarette where it feels like you're in the grip of a force you can't control (CIGCRAGP)
 - d. You feel a sense of control over your smoking - that is, you can "take it or leave it" at any time (CIGINCTL)
 - e. You sometimes worry that you will run out of cigarettes (CIGRNOUT)
2. Nicotine tolerance
 - a. Since you started smoking, the amount you smoke has increased (CIGINCRS)
 - b. Compared to when you first started smoking, you need to smoke a lot more now in order to be satisfied (CIGSATIS)
 - c. Compared to when you first started smoking, you can smoke much, much more now before you start to feel anything (CIGLOTMR)
3. Continuous smoking
 - a. You smoke cigarettes fairly regularly throughout the day (CIGREGDY)
 - b. You smoke about the same amount on weekends as on weekdays (CIGREGWK)
 - c. You smoke just about the same number of cigarettes from day to day (CIGREGNM)
 - d. It's hard to say how many cigarettes you smoke per day because the number often changes (CIGNMCHG)
 - e. It's normal for you to smoke several cigarettes in an hour, then not have another one until hours later (CIGSVLHR)
4. Behavioral priority (preferring smoking over other reinforcing activities)
 - a. You tend to avoid places that don't allow smoking, even if you would otherwise enjoy them (CIGAVOID)
 - b. There are times when you choose not to be around your friends who don't smoke because they won't like it if you smoke (CIGFNLKE)
 - c. Even if you're traveling a long distance, you'd rather not travel by airplane because you wouldn't be allowed to smoke (CIGPLANE)
5. Stereotypy (fixed patterns of smoking)
 - a. Do you have any friends who do not smoke cigarettes (CIGFNSMK)
 - b. The number of cigarettes you smoke per day is often influenced by other things - how you're feeling, or what you're doing, for example (CIGINFLU)

- c. Your smoking is not affected much by other things. For example, you smoke about the same amount whether you're relaxing or working, happy or sad, alone or with others (CIGNOINF).

Each of these five domains can be assessed as separate measures, but an average score across all domains also can be obtained for overall nicotine dependence (Shiffman et al., 2004). In accordance with the scoring methods described by Shiffman and colleagues, the NDSS algorithm for calculating this average score was based on the respondent's answers to 17 of the 19 questions listed above. The items regarding nonsmoking friends (4b - CIGFNLKE and 5a - CIGFNSMK) were excluded due to higher item nonresponse rates.

Responses to items CIGIRTBL, CIGCRAVE, CIGCRAGP, CIGAVOID, CIGPLANE, CIGRNOUT, CIGREGDY, CIGREGWK, CIGREGNM, CIGNOINF, CIGINCRS, CIGSATIS, and CIGLOTMR were coded from 1 to 5, where

- 1=Not at all true,
- 2=Somewhat true,
- 3=Moderately true,
- 4=Very true, and
- 5=Extremely true.

Responses to items CIGINCTL, CIGNMCHG, CIGSVLHR, and CIGINFLU were reverse coded from 5 to 1, where

- 5=Not at all true,
- 4=Somewhat true,
- 3=Moderately true,
- 2=Very true, and
- 1=Extremely true.

For respondents who reported smoking cigarettes in the past month, the total NDSS score was calculated as the sum of the recoded responses to the previous 17 questions. A respondent was classified as nicotine dependent, NDSSDEPND=1, if the total NDSS score was greater than or equal to 46.75 (corresponding to an average score of 2.75), regardless of whether any of the 17 NDSS questions were missing. If a respondent provided a response to all 17 questions and the total NDSS score was less than 46.75, then the respondent was determined to be nondependent, NDSSDEPND=0, based on the NDSS. If a respondent was missing at least 1 of the 17 questions but the sum of the nonmissing items plus the number of questions with missing data multiplied by 5 was less than 46.75, then the respondent was also determined to be nondependent, NDSSDEPND=0, based on the NDSS. Otherwise, NDSSDEPND was set to missing for past month users of cigarettes. The average NDSS threshold of 2.75 was derived by the scale developers by examining the distribution of scores in other samples of smokers who were administered the NDSS, including a contrast of scores obtained for nondependent smokers (chippers) versus heavy smokers (Shiffman et al., 1994).

D.2.2 Fagerstrom Test of Nicotine Dependence (FTND)

The FTND is a multi-item measure of dependence, but much of its ability to determine dependent smokers derives from a single item assessing how soon after waking smokers have their first cigarette (Heatherton et al., 1989). Because most nicotine is cleared from the bloodstream overnight, smokers typically wake in nicotine deprivation, and rapid movement to smoke is considered a sign of dependence. Respondents who reported smoking cigarettes in the past month were classified as nicotine dependent based on the FTND, FTNDDEPND=1, if the first cigarette smoked was within 30 minutes of waking up on the days they smoked (CIGWAKE=1 or 2). Past month users of cigarettes who reported smoking their first cigarette more than 30 minutes after waking up on the days they smoked (CIGWAGE=3 or 4) were determined to be nondependent, FTNDDEPND=0, based on the FTND. Otherwise, FTNDDEPND was set to missing for past month users of cigarettes.

D.2.3 Overall Nicotine (Cigarette) Dependence

Using both the NDSS and the FTND measures, respondents were classified as having nicotine (cigarette) dependence in the past month, PMNICDEP=1, if they met either the NDSS (NDSSDEPND=1) or FTND (FTNDDEPND=1) criteria for dependence. A past month cigarette user was determined to be nondependent in the past month if NDSSDEPND=0 and FTNDDEPND=0. Otherwise, nicotine dependence status was unknown for past month cigarette users.

Starting with the 2021 NSDUH, missing values in the composite recode, PMNICDEP, were replaced using statistical imputation. The imputed variable for nicotine dependence, IRPMNICDEP, was used to create estimates presented in the 2021 Detailed Tables (CBHSQ, 2022c). For more information on the imputation of nicotine dependence, see the *2021 National Survey on Drug Use and Health (NSDUH) Methodological Resource Book, Section 10: Editing and Imputation Report* (CBHSQ, forthcoming).

D.3 SUD

Beginning in 2021, all respondents received SUD questions that were based on the DSM-5. Missing values for the SUD and SUD severity measures for alcohol, marijuana, cocaine, heroin, inhalants, hallucinogens, methamphetamine, pain relievers, stimulants, sedatives, and tranquilizers were replaced with valid response categories using statistical imputation. However, the individual criteria variables were not imputed and may contain missing values.

This section describes the recodes for the individual SUD measures. Listed below are the definitions used for each of the individual SUD measures along with the corresponding severity variable names. Specific notes about any inconsistency issues for each measure are also included. Additional variables that were created using a combination of these individual SUD measures are described in Section D.4 and are also listed in the body of the codebook.

D.3.1 ALCOHOL

To be classified with alcohol use disorder, IRPYUD5ALC, a respondent must have met two or more of the following alcohol criteria in the past year. More specifically, respondents with

two or three criteria are considered to have “mild” disorder (IRPYSEV5ALC=1); respondents with four or five criteria are considered to have “moderate” disorder (IRPYSEV5ALC=2); and respondents with six or more criteria are considered to have “severe” disorder (IRPYSEV5ALC=3).

- (1) Ended up drinking alcohol many times in larger amounts or for a longer time than intended (UDALLRGAMTS=1)
- (2) One or more times tried and was unable to cut down or stop drinking alcohol or wished could cut down or stop drinking alcohol (UDALNOTSTOP=1 or UDALWSHSTOP=1)
- (3) Spent a great deal of time drinking alcohol, feeling its effects, or getting over the effects of drinking, or trying to get alcohol (UDALTIMEGET=1 or UDALTIMEUSE=1)
- (4) Wanted to use alcohol so badly could not think of anything else (UDALWANTBAD=1) or had a strong urge to use alcohol (UDALSTRURGE=1)
- (5) Serious problems at work, school, or home, such as
 - missing a lot of work or school
 - getting demoted, having your hours cut, or losing a job
 - not being able to get a job or keep a job
 - getting suspended, expelled, or dropping out of school
 - failing to take care of family (UDALWORKPRB=1)
- (6) Problems with family or friends that were caused or made worse by using alcohol (UDALFMLYPRB=1) and continued to use alcohol even though it often caused arguments or problems with family or friends (UDALFMLYCTD=1)
- (7) Gave up or spent a lot less time doing important social, occupational, or recreational activities because of alcohol use (UDALSTOPACT=1)
- (8) Repeatedly got into situations where drinking alcohol increased your chances of getting physically hurt (UDALGETHURT=1)
- (9) Continued to use alcohol even though it was causing problems with emotions, mental health, or physical health, or drinking gave you repeated blackouts (UDALMNTLCTD=1 or UDALHLTHCTD=1 or UDALBLCKCTD=1)
- (10) Needed to drink a lot more alcohol to get the desired feeling, or drinking the same amount had less of an effect (UDALNEEDMOR=1 or UDALLESSEFF=1)
- (11) Reported experiencing two or more alcohol withdrawal symptoms after alcohol use was cut back or stopped or used the same or similar substance to avoid having alcohol withdrawal symptoms during the past 12 months. Symptoms include (i) sweating or feeling that heart was beating fast (UDALWDSWEAT =1); (ii) having hands tremble (UDALWDTRMBL =1); (iii) having trouble sleeping (UDALWDSLEEP =1); (iv) vomiting or feeling nauseous (UDALWDVOMIT =1); (v) seeing, hearing, or feeling things that were not really there (UDALWDHALUC =1); (vi) feeling like could not sit still (UDALWDSITST =1); (vii) feeling anxious (UDALWDFLANX =1); and (viii) having seizures or fits (UDALWDSZURE =1). Substances used to avoid withdrawal symptoms included alcohol (UDALAVWALCO =1) or prescription sedatives, tranquilizers, sleeping pills, or downers (UDALAVWSVTR =1).

Note: Respondents who reported past year alcohol use but indicated use of alcohol on 5 or fewer days in the past year were not asked the questions on alcohol use disorder. However, respondents who reported past year alcohol use and had a missing value for the number of days they used alcohol in the past year were asked the questions on alcohol use disorder. Therefore, it is possible for a respondent to have used alcohol on 5 or fewer days in the past year according to IRALCFY but to be classified as having a past year substance use disorder of alcohol.

D.3.2 MARIJUANA

To be classified with marijuana use disorder, IRPYUD5MRJ, a respondent must have met two or more of the following marijuana criteria in the past year. More specifically, respondents with two or three criteria are considered to have “mild” disorder (IRPYSEV5MRJ=1); respondents with four or five criteria are considered to have “moderate” disorder (IRPYSEV5MRJ=2); and respondents with six or more criteria are considered to have “severe” disorder (IRPYSEV5MRJ=3).

- (1) Ended up using marijuana many times in larger amounts or for a longer time than intended (UDMJLRGAMTS=1)
- (2) One or more times tried and was unable to cut down or stop using marijuana or wished could cut down or stop using marijuana (UDMJNOTSTOP=1 or UDMJWSHSTOP=1)
- (3) Spent a great deal of time using marijuana, feeling its effects, or getting over the effects, or trying to get marijuana (UDMJTIMEGET=1 or UDMJTIMEUSE=1)
- (4) Wanted to use marijuana so badly could not think of anything else (UDMJWANTBAD=1) or had a strong urge to use marijuana (UDMJSTRURGE =1)
- (5) Serious problems at work, school, or home, such as
 - missing a lot of work or school
 - getting demoted, having your hours cut, or losing a job
 - not being able to get a job or keep a job
 - getting suspended, expelled, or dropping out of school
 - failing to take care of family (UDMJWORKPRB=1)
- (6) Problems with family or friends that were caused or made worse by using marijuana (UDMJFMLYPRB=1) and continued to use marijuana even though it often caused arguments or problems with family or friends (UDMJFMLYCTD=1)
- (7) Gave up or spent a lot less time doing important social, occupational, or recreational activities because of marijuana use (UDMJSTOPACT=1)
- (8) Repeatedly got into situations where using marijuana increased your chances of getting physically hurt (UDMJGETHURT=1)
- (9) Continued to use marijuana even though it was causing problems with emotions, mental health, or physical health (UDMJMNTLCTD=1 or UDMJHLTHCTD =1)
- (10) Needed to use marijuana a lot more to get the desired feeling, or use of the same amount had less of an effect (UDMJNEEDMOR=1 or UDMJLESSEFF=1)
- (11) Reported experiencing three or more marijuana withdrawal symptoms after marijuana use was cut back or stopped or used the same or similar substance to avoid having marijuana withdrawal symptoms during the past 12 months. Symptoms include

(i) feeling irritable or angry (UDMJWDANGRY=1); (ii) feeling anxious or nervous (UDMJWDFLANX=1); (iii) having trouble sleeping (UDMJWDSLEEP=1); (iv) losing your appetite or losing weight without trying to (UDMJWDAPPET=1); (v) feeling like you couldn't sit still (UDMJWDSITST=1); (vi) feeling depressed (UDMJWDDEPRS=1); and experiencing at least one for the following physical symptoms: stomach ache (UDMJWDSTMCH=1), shaking or tremors (UDMJWDSHAKE=1), sweating (UDMJWDSWEAT=1), fever (UDMJWDFEVER=1), chills (UDMJWDCHILL=1), or headache (UDMJWDHEDAC=1). Substances used to avoid withdrawal symptoms included marijuana, hashish, or another cannabis product (UDMJAVWMARJ=1).

Note: Respondents who reported past year marijuana use but indicated use of marijuana on 5 or fewer days in the past year were not asked the questions on marijuana use disorder. However, respondents who reported past year marijuana use and had a missing value for the number of days they used marijuana in the past year were asked the questions on marijuana use disorder. Therefore, it is possible for a respondent to have used marijuana on 5 or fewer days in the past year according to IRMJFY but to be classified as having a past year substance use disorder of marijuana.

D.3.3 COCAINE

To be classified with cocaine use disorder, IRPYUD5COC, a respondent must have met two or more of the following cocaine criteria in the past year. More specifically, respondents with two or three criteria are considered to have “mild” disorder (IRPYSEV5COC=1); respondents with four or five criteria are considered to have “moderate” disorder (IRPYSEV5COC=2); and respondents with six or more criteria are considered to have “severe” disorder (IRPYSEV5COC=3).

- (1) Ended up using cocaine many times in larger amounts or for a longer time than intended (UDCCLRGAMTS =1)
- (2) One or more times tried and was unable to cut down or stop using cocaine or wished could cut down or stop using cocaine (UDCCNOTSTOP=1 or UDCCWSHSTOP=1)
- (3) Spent a great deal of time using cocaine, feeling its effects, or getting over the effects, or trying to get cocaine (UDCCTIMEGET=1 or UDCCTIMEUSE=1)
- (4) Wanted to use cocaine so badly could not think of anything else (UDCCWANTBAD=1) or had a strong urge to use cocaine (UDCCSTRURGE=1)
- (5) Serious problems at work, school, or home, such as
 - missing a lot of work or school
 - getting demoted, having your hours cut, or losing a job
 - not being able to get a job or keep a job
 - getting suspended, expelled, or dropping out of school
 - failing to take care of family (UDCCWORKPRB=1)
- (6) Problems with family or friends that were caused or made worse by using cocaine (UDCCFMLYPRB=1) and continued to use cocaine even though it often caused arguments or problems with family or friends (UDCCFMLYCTD=1)

- (7) Gave up or spent a lot less time doing important social, occupational, or recreational activities because of cocaine use (UDCCSTOPACT=1)
- (8) Repeatedly got into situations where using cocaine increased your chances of getting physically hurt (UDCCGETHURT=1)
- (9) Continued to use cocaine even though it was causing problems with emotions, mental health, or physical health (UDCCMNTLCTD=1 or UDCCHLTHCTD =1)
- (10) Needed to use cocaine a lot more to get the desired feeling, or use of the same amount had less of an effect (UDCCNEEDMOR =1 or UDCCLESSEFF=1)
- (11) Reported at least one of the following: (1) feeling blue or down when trying to stop or cut down using cocaine (UDCCWDFLBLU =1) as well as experiencing two or more additional cocaine withdrawal symptoms (listed below) after cocaine use was cut back or stopped; or (2) having used the same or similar substance to avoid having cocaine withdrawal symptoms during the past 12 months. Symptoms include (i) feeling tired or exhausted (UDCCWDTIRED =1), (ii) having bad dreams (UDCCWDDREAM =1), (iii) having trouble sleeping or sleeping more than normal (UDCCWDSLEEP =1), (iv) feeling hungry more often (UDCCWDHNGRY =1), and (v) feeling either very slowed down or like could not sit still (UDCCWDSITST =1). Substances used to avoid withdrawal symptoms included cocaine (UDCCAVWCOCN=1), methamphetamine (UDCCAVWMETH=1), or prescription stimulants or uppers (UDCCAVWSTIM=1).

Note: Respondents could answer the cocaine use disorder questions if they reported injecting cocaine with a needle in the past year in the special drugs section, even if they reported not using cocaine in the past year in the cocaine section. Thus, situations may exist where respondents were classified as having a cocaine use disorder, even though they had not used cocaine in the past year according to the imputed recency variable (IRCOCRC).

D.3.4 HEROIN

To be classified with heroin use disorder, IRPYUD5HER, a respondent must have met two or more of the following heroin criteria in the past year. More specifically, respondents with two or three criteria are considered to have “mild” disorder (IRPYSEV5HER=1); respondents with four or five criteria are considered to have “moderate” disorder (IRPYSEV5HER=2); and respondents with six or more criteria are considered to have “severe” disorder (IRPYSEV5HER=3).

- (1) Ended up using heroin many times in larger amounts or for a longer time than intended (UDHELRGAMTS =1)
- (2) One or more times tried and was unable to cut down or stop using heroin or wished could cut down or stop using heroin (UDHENOTSTOP=1 or UDHEWSHSTOP=1)
- (3) Spent a great deal of time using heroin, feeling its effects, or getting over the effects, or trying to get heroin (UDHETIMEGET=1 or UDHETIMEUSE=1)
- (4) Wanted to use heroin so badly could not think of anything else (UDHEWANTBAD=1) or had a strong urge to use heroin (UDHESTRURGE=1)
- (5) Serious problems at work, school, or home, such as
 - missing a lot of work or school
 - getting demoted, having your hours cut, or losing a job
 - not being able to get a job or keep a job

- getting suspended, expelled, or dropping out of school
 - failing to take care of family
(UDHEWORKPRB=1)
- (6) Problems with family or friends that were caused or made worse by using heroin (UDHEFMLYPRB=1) and continued to use heroin even though it often caused arguments or problems with family or friends (UDHEFMLYCTD=1)
 - (7) Gave up or spent a lot less time doing important social, occupational, or recreational activities because of heroin use (UDHESTOPACT=1)
 - (8) Repeatedly got into situations where using heroin increased your chances of getting physically hurt (UDHEGETHURT=1)
 - (9) Continued to use heroin even though it was causing problems with emotions, mental health, or physical health (UDHEMNTLCTD=1 or UDHEHLTHCTD=1)
 - (10) Needed to use heroin a lot more to get the desired feeling, or use of the same amount had less of an effect (UDHENEEDMOR=1 or UDHELESSEFF=1)
 - (11) Reported experiencing three or more heroin withdrawal symptoms after heroin use was cut back or stopped or used the same or similar substance to avoid having heroin withdrawal symptoms during the past 12 months. Symptoms include (i) feeling kind of blue or down (UDHEWDFLBLU=1); (ii) vomiting or feeling nauseous (UDHEWDVOMIT=1); (iii) having cramps or muscle aches (UDHEWDCRAMP=1); (iv) having teary eyes or a runny nose (UDHEWDRUNNY=1); (v) feeling sweaty, having enlarged eye pupils, or having body hair standing up on skin (UDHEWDSWEAT=1); (vi) having diarrhea (UDHEWDDIARR=1); (vii) yawning (UDHEWDYAWNS=1); (viii) having a fever (UDHEWDFEVER=1); and (ix) having trouble sleeping (UDHEWDSLEEP=1). Substances used to avoid withdrawal symptoms included heroin (UDHEAVWHERN=1) or prescriptions pain relievers (UDHEAVWPNRL=1).

Note: Respondents could answer the heroin use disorder questions if they reported injecting with a needle, smoking, sniffing, or snorting heroin in the past year in the special drugs section, even if they reported not using heroin in the past year in the heroin section. Thus, situations may exist where respondents were classified as having a heroin use disorder, even though they had not used heroin in the past year according to the imputed recency variable (IRHERRC).

D.3.5 HALLUCINOGENS

To be classified with hallucinogen use disorder, IRPYUD5HAL, a respondent must have met two or more of the following hallucinogen criteria in the past year. More specifically, respondents with two or three criteria are considered to have “mild” disorder (IRPYSEV5HAL=1); respondents with four or five criteria are considered to have “moderate” disorder (IRPYSEV5HAL=2); and respondents with six or more criteria are considered to have “severe” disorder (IRPYSEV5HAL=3).

- (1) Ended up using hallucinogens many times in larger amounts or for a longer time than intended (UDHALRGAMTS =1)

- (2) One or more times tried and was unable to cut down or stop using hallucinogens or wished could cut down or stop using hallucinogens (UDHANOTSTOP=1 or UDHAWSHSTOP=1)
- (3) Spent a great deal of time using hallucinogens, feeling its effects, or getting over the effects, or trying to get hallucinogens (UDHATIMEGET=1 or UDHATIMEUSE=1)
- (4) Wanted to use hallucinogens so badly could not think of anything else (UDHAWANTBAD=1) or had a strong urge to use hallucinogens (UDHASTRURGE=1)
- (5) Serious problems at work, school, or home, such as
 - missing a lot of work or school
 - getting demoted, having your hours cut, or losing a job
 - not being able to get a job or keep a job
 - getting suspended, expelled, or dropping out of school
 - failing to take care of family (UDHAWORKPRB=1)
- (6) Problems with family or friends that were caused or made worse by using hallucinogens (UDHAFMLYPRB=1) and continued to use hallucinogens even though it often caused arguments or problems with family or friends (UDHAFMLYCTD=1)
- (7) Gave up or spent a lot less time doing important social, occupational, or recreational activities because of hallucinogen use (UDHASTOPACT=1)
- (8) Repeatedly got into situations where using hallucinogens increased your chances of getting physically hurt (UDHAGETHURT=1)
- (9) Continued to use hallucinogens even though it was causing problems with emotions, mental health, or physical health (UDHAMNTLCTD=1 or UDHAHLTHCTD=1)
- (10) Needed to use hallucinogens a lot more to get the desired feeling, or use of the same amount had less of an effect (UDHANEEDMOR=1 or UDHALESSEFF=1)

D.3.6 INHALANTS

To be classified with inhalant use disorder, IRPYUD5INH, a respondent must have met two or more of the following inhalant criteria in the past year. More specifically, respondents with two or three criteria are considered to have “mild” disorder (IRPYSEV5INH=1); respondents with four or five criteria are considered to have “moderate” disorder (IRPYSEV5INH=2); and respondents with six or more criteria are considered to have “severe” disorder (IRPYSEV5INH=3).

- (1) Ended up using inhalants many times in larger amounts or for a longer time than intended (UDINLRGAMTS =1)
- (2) One or more times tried and was unable to cut down or stop using inhalants or wished could cut down or stop using inhalants (UDINNOTSTOP=1 or UDINWSHSTOP=1)
- (3) Spent a great deal of time using inhalants, feeling its effects, or getting over the effects, or trying to get inhalants (UDINTIMEGET=1 or UDINTIMEUSE=1)
- (4) Wanted to use inhalants so badly could not think of anything else (UDINWANTBAD=1) or had a strong urge to use inhalants (UDINSTRURGE =1)
- (5) Serious problems at work, school, or home, such as
 - missing a lot of work or school
 - getting demoted, having your hours cut, or losing a job

- not being able to get a job or keep a job
 - getting suspended, expelled, or dropping out of school
 - failing to take care of family
(UDINWORKPRB=1)
- (6) Problems with family or friends that were caused or made worse by using inhalants (UDINFMLYPRB=1) and continued to use inhalants even though it often caused arguments or problems with family or friends (UDINFMLYCTD=1)
 - (7) Gave up or spent a lot less time doing important social, occupational, or recreational activities because of inhalant use (UDINSTOPACT=1)
 - (8) Repeatedly got into situations where using inhalants increased your chances of getting physically hurt (UDINGETHURT=1)
 - (9) Continued to use inhalants even though it was causing problems with emotions, mental health, or physical health (UDINMNTLCTD=1 or UDINHLLTHCTD=1)
 - (10) Needed to use inhalants a lot more to get the desired feeling, or use of the same amount had less of an effect (UDINNEEDMOR=1 or UDINLESSEFF=1)

D.3.7 METHAMPHETAMINE

To be classified with methamphetamine use disorder, IRPYUD5MTH, a respondent must have met two or more of the following methamphetamine criteria in the past year. More specifically, respondents with two or three criteria are considered to have “mild” disorder (IRPYSEV5MTH=1); respondents with four or five criteria are considered to have “moderate” disorder (IRPYSEV5MTH=2); and respondents with six or more criteria are considered to have “severe” disorder (IRPYSEV5MTH=3).

- (1) Ended up using methamphetamine many times in larger amounts or for a longer time than intended (UDMELRGAMTS =1)
- (2) One or more times tried and was unable to cut down or stop using methamphetamine or wished could cut down or stop using methamphetamine (UDMENOTSTOP=1 or UDMEWSHSTOP=1)
- (3) Spent a great deal of time using methamphetamine, feeling its effects, or getting over the effects, or trying to get methamphetamine (UDMETIMEGET=1 or UDMETIMEUSE=1)
- (4) Wanted to use methamphetamine so badly could not think of anything else (UDMEWANTBAD=1) or had a strong urge to use methamphetamine (UDMESTRURGE=1)
- (5) Serious problems at work, school, or home, such as
 - missing a lot of work or school
 - getting demoted, having your hours cut, or losing a job
 - not being able to get a job or keep a job
 - getting suspended, expelled, or dropping out of school
 - failing to take care of family
(UDMEWORKPRB=1)
- (6) Problems with family or friends that were caused or made worse by using methamphetamine (UDMEFMLYPRB=1) and continued to use methamphetamine even though it often caused arguments or problems with family or friends (UDMEFMLYCTD=1)

- (7) Gave up or spent a lot less time doing important social, occupational, or recreational activities because of methamphetamine use (UDMESTOPACT=1)
- (8) Repeatedly got into situations where using methamphetamine increased your chances of getting physically hurt (UDMEGETHURT=1)
- (9) Continued to use methamphetamine even though it was causing problems with emotions, mental health, or physical health (UDMEMNTLCTD=1 or UDMEHLTHCTD=1)
- (10) Needed to use methamphetamine a lot more to get the desired feeling, or use of the same amount had less of an effect (UDMENEEDMOR=1 or UDMELESSEFF=1)
- (11) Reported at least one of the following: (1) feeling blue or down when trying to stop or cut down using methamphetamine (UDMEWDFLBLU=1) as well as experiencing two or more additional methamphetamine withdrawal symptoms (listed below) after methamphetamine use was cut back or stopped; or (2) having used the same or similar substance to avoid having methamphetamine withdrawal symptoms during the past 12 months. Symptoms include (i) feeling tired or exhausted (UDMEWDTIRED=1), (ii) having bad dreams (UDMEWDDREAM=1), (iii) having trouble sleeping or sleeping more than normal (UDMEWDSLEEP=1), (iv) feeling hungry more often (UDMEWDHNGRY=1), and (v) feeling either very slowed down or like could not sit still (UDMEWDSITST=1). Substances used to avoid withdrawal symptoms included methamphetamine (UDMEAVWMETH=1), cocaine or crack (UDMEAVWCOCN=1), or prescription stimulants or uppers (UDMEAVWSTIM=1).

Note: Respondents could answer the methamphetamine use disorder questions if they reported injecting methamphetamine with a needle in the past year in the special drugs section, even if they reported not using methamphetamine in the past year in the methamphetamine section. Thus, situations may exist where respondents were classified as having a methamphetamine use disorder, even though they had not used methamphetamine in the past year according to the imputed recency variable (IRMETHAMREC).

D.3.8 PRESCRIPTION PAIN RELIEVERS

Past year misusers of prescription pain relievers are classified with prescription pain reliever use disorder (IRUD5PNRMIS=1) if they met two or more of the following prescription pain reliever criteria in the past year. More specifically, past year misusers with two or three criteria are considered to have “mild” disorder (IRSEVPNRMIS=1); past year misusers with four or five criteria are considered to have “moderate” disorder (IRSEVPNRMIS=2); and past year misusers with six or more criteria are considered to have “severe” disorder (IRSEVPNRMIS=3). For past year users but not misusers of prescription pain relievers, the number of positive criteria required to classify a respondent with disorder (IRUD5PNRUNM) and to define disorder severity (IRSEVPNRUNM) are the same as for past year misusers. However, criteria 10 and 11 in the list below do not apply to respondents who used but did not misuse prescription drugs in the past year because tolerance and withdrawal can occur as normal physiological adaptations when people use these prescription drugs appropriately under medical supervision. Two additional recodes that include data from all past year users of prescription pain relievers, UDYR5PNRANY and SEVYRPNRANY, are also included on the data file. For past year misusers, UDYR5PNRANY and SEVYRPNRANY will equal IRUD5PNRMIS and IRSEVPNRMIS, respectively. For past

year users but not misusers, UDYR5PNRANY and SEVYRPNRANY will equal IRUD5PNRUNM and IRSEVPNRUNM, respectively.

- (1) Ended up using pain relievers many times in larger amounts or for a longer time than intended (UDPRLRGAMTS =1)
- (2) One or more times tried and was unable to cut down or stop using pain relievers or wished could cut down or stop using pain relievers (UDPRNOTSTOP=1 or UDPRWSHSTOP=1)
- (3) Spent a great deal of time using pain relievers, feeling its effects, or getting over the effects, or trying to get pain relievers (UDPRTIMEGET=1 or UDPRTIMEUSE=1)
- (4) Wanted to use pain relievers so badly could not think of anything else (UDPRWANTBAD=1) or had a strong urge to use pain relievers (UDPRSTRURGE=1)
- (5) Serious problems at work, school, or home, such as
 - missing a lot of work or school
 - getting demoted, having your hours cut, or losing a job
 - not being able to get a job or keep a job
 - getting suspended, expelled, or dropping out of school
 - failing to take care of family (UDPRWORKPRB=1)
- (6) Problems with family or friends that were caused or made worse by using pain relievers (UDPRFMLYPRB=1) and continued to use pain relievers even though it often caused arguments or problems with family or friends (UDPRFMLYCTD=1)
- (7) Gave up or spent a lot less time doing important social, occupational, or recreational activities because of pain reliever use (UDPRSTOPACT=1)
- (8) Repeatedly got into situations where using pain relievers increased your chances of getting physically hurt (UDPRGETHURT=1)
- (9) Continued to use pain relievers even though it was causing problems with emotions, mental health, or physical health (UDPRMNTLCTD=1 or UDPRHLTHCTD=1)
- (10) Needed to use pain relievers a lot more to get the desired feeling, or use of the same amount had less of an effect (UDPRNEEDMOR=1 or UDPRLESSEFF=1)
- (11) Reported experiencing three or more pain reliever withdrawal symptoms after pain reliever use was cut back or stopped or used the same or similar substance to avoid having pain reliever withdrawal symptoms during the past 12 months. Symptoms include (i) feeling kind of blue or down (UDPRWDFLBLU=1); (ii) vomiting or feeling nauseous (UDPRWDVOMIT =1); (iii) having cramps or muscle aches (UDPRWDCRAMP =1); (iv) having teary eyes or a runny nose (UDPRWDRUNNY =1); (v) feeling sweaty, having enlarged pupils, or having body hair standing up on skin (UDPRWDSWEAT =1); (vi) having diarrhea (UDPRWDDIARR =1); (vii) yawning (UDPRWDYAWNS =1); (viii) having a fever (UDPRWDFEVER =1); and (ix) having trouble sleeping (UDPRWDSLEEP =1). Substances used to avoid withdrawal symptoms included prescription pain relievers (UDPRAVWP NRL=1) or heroin (UDPRAVWHERN=1).

D.3.9 PRESCRIPTION TRANQUILIZERS

Past year misusers of prescription tranquilizers are classified with prescription tranquilizer use disorder (IRUD5TRQMIS=1) if they met two or more of the following prescription tranquilizer criteria in the past year. More specifically, past year misusers with two or three criteria are considered to have “mild” disorder (IRSEVTRQMIS=1); past year misusers with four or five criteria are considered to have “moderate” disorder (IRSEVTRQMIS=2); and past year misusers with six or more criteria are considered to have “severe” disorder (IRSEVTRQMIS=3). For past year users but not misusers of prescription tranquilizers, the number of positive criteria required to classify a respondent with disorder (IRUD5TRQUNM) and to define disorder severity (IRSEVTRQUNM) are the same as for past year misusers. However, criteria 10 and 11 in the list below do not apply to respondents who used but did not misuse prescription drugs in the past year because tolerance and withdrawal can occur as normal physiological adaptations when people use these prescription drugs appropriately under medical supervision. Two additional recodes that include data from all past year users of prescription tranquilizers, UDYR5TRQANY and SEVYRTRQANY, are also included on the data file. For past year misusers, UDYR5TRQANY and SEVYRTRQANY will equal IRUD5TRQMIS and IRSEVTRQMIS, respectively. For past year users but not misusers, UDYR5TRQANY and SEVYRTRQANY will equal IRUD5TRQUNM and IRSEVTRQUNM, respectively.

- (1) Ended up using tranquilizers many times in larger amounts or for a longer time than intended (UDTRLRGAMTS =1)
- (2) One or more times tried and was unable to cut down or stop using tranquilizers or wished could cut down or stop using tranquilizers (UDTRNOTSTOP=1 or UDTRWSHSTOP=1)
- (3) Spent a great deal of time using tranquilizers, feeling its effects, or getting over the effects, or trying to get tranquilizers (UDTRTIMEGET=1 or UDTRTIMEUSE=1)
- (4) Wanted to use tranquilizers so badly could not think of anything else (UDTRWANTBAD=1) or had a strong urge to use tranquilizers (UDTRSTRURGE=1)
- (5) Serious problems at work, school, or home, such as
 - missing a lot of work or school
 - getting demoted, having your hours cut, or losing a job
 - not being able to get a job or keep a job
 - getting suspended, expelled, or dropping out of school
 - failing to take care of family(UDTRWORKPRB =1)
- (6) Problems with family or friends that were caused or made worse by using tranquilizers (UDTRFMLYPRB =1) and continued to use tranquilizers even though it often caused arguments or problems with family or friends (UDTRFMLYCTD=1)
- (7) Gave up or spent a lot less time doing important social, occupational, or recreational activities because of tranquilizer use (UDTRSTOPACT=1)
- (8) Repeatedly got into situations where using tranquilizers increased your chances of getting physically hurt (UDTRGETHURT=1)
- (9) Continued to use tranquilizers even though it was causing problems with emotions, mental health, or physical health (UDTRMNTLCTD=1 or UDTRHLTHCTD=1)

- (10) Needed to use tranquilizers a lot more to get the desired feeling, or use of the same amount had less of an effect (UDTRNEEDMOR=1 or UDTRLESSEFF=1)
- (11) Reported experiencing two or more tranquilizer withdrawal symptoms after tranquilizer use was cut back or stopped or used the same or similar substance to avoid having tranquilizer withdrawal symptoms during the past 12 months. Symptoms include (i) sweating or feeling that your heart was beating fast (UDTRWDSWEAT =1); (ii) having your hands tremble (UDTRWDTRMBL =1); (iii) having trouble sleeping (UDTRWDSLEEP =1); (iv) vomiting or having an upset stomach (UDTRWDVOMIT =1); (v) seeing, hearing, or feeling things that weren't really there (UDTRWDHALUC =1); (vi) feeling like you couldn't sit still (UDTRWDSITST =1); feeling anxious (UDTRWDFLANX =1); having seizures or fits (UDTRWDSZURE =1). Substances used to avoid withdrawal symptoms included prescription tranquilizers, sedatives, downers, or sleeping pills (UDTRAVWSVTR =1) or alcohol (UDTRAVWALCO =1).

D.3.10 PRESCRIPTION STIMULANTS

Past year misusers of prescription stimulants are classified with prescription stimulant use disorder (IRUD5STMMIS=1) if they met two or more of the following prescription stimulant criteria in the past year. More specifically, past year misusers with two or three criteria are considered to have “mild” disorder (IRSEVSTMMIS=1); past year misusers with four or five criteria are considered to have “moderate” disorder (IRSEVSTMMIS=2); and past year misusers with six or more criteria are considered to have “severe” disorder (IRSEVSTMMIS=3). For past year users but not misusers of prescription stimulants, the number of positive criteria required to classify a respondent with disorder (IRUD5STMUNM) and to define disorder severity (IRSEVSTMUNM) are the same as for past year misusers. However, criteria 10 and 11 in the list below do not apply to respondents who used but did not misuse prescription drugs in the past year because tolerance and withdrawal can occur as normal physiological adaptations when people use these prescription drugs appropriately under medical supervision. Two additional recodes that include data from all past year users of prescription stimulants, UDYR5STMANY and SEVYRSTMANY, are also included on the data file. For past year misusers, UDYR5STMANY and SEVYRSTMANY will equal IRUD5STMMIS and IRSEVSTMMIS, respectively. For past year users but not misusers, UDYR5STMANY and SEVYRSTMANY will equal IRUD5STMUNM and IRSEVSTMUNM, respectively.

- (1) Ended up using stimulants many times in larger amounts or for a longer time than intended (UDSTLRGAMTS=1)
- (2) One or more times tried and was unable to cut down or stop using stimulants or wished could cut down or stop using stimulants (UDSTNOTSTOP=1 or UDSTWSHSTOP=1)
- (3) Spent a great deal of time using stimulants, feeling its effects, or getting over the effects, or trying to get stimulants (UDSTTIMEGET=1 or UDSTTIMEUSE=1)
- (4) Wanted to use stimulants so badly could not think of anything else (UDSTWANTBAD=1) or had a strong urge to use stimulants (UDSTSTRURGE=1)
- (5) Serious problems at work, school, or home, such as
 - missing a lot of work or school
 - getting demoted, having your hours cut, or losing a job

- not being able to get a job or keep a job
 - getting suspended, expelled, or dropping out of school
 - failing to take care of family
(UDSTWORKPRB =1)
- (6) Problems with family or friends that were caused or made worse by using stimulants (UDSTFMLYPRB=1) and continued to use stimulants even though it often caused arguments or problems with family or friends (UDSTFMLYCTD=1)
 - (7) Gave up or spent a lot less time doing important social, occupational, or recreational activities because of stimulant use (UDSTSTOPACT=1)
 - (8) Repeatedly got into situations where using stimulants increased your chances of getting physically hurt (UDSTGETHURT=1)
 - (9) Continued to use stimulants even though it was causing problems with emotions, mental health, or physical health (UDSTMNTLCTD=1 or UDSTHLTHCTD=1)
 - (10) Needed to use stimulants a lot more to get the desired feeling, or use of the same amount had less of an effect (UDSTNEEDMOR=1 or UDSTLESSEFF=1)
 - (11) Reported at least one of the following: (1) feeling blue or down when trying to stop or cut down using stimulants (UDSTWDFLBLU=1) as well as experiencing two or more additional stimulant withdrawal symptoms after stimulant use was cut back or stopped; or (2) having used the same or similar substance to avoid having stimulant withdrawal symptoms (listed below) during the past 12 months. Symptoms include (i) feeling tired or exhausted (UDSTWDTIRED =1), (ii) having bad dreams (UDSTWDDREAM =1), (iii) having trouble sleeping or sleeping more than normal (UDSTWDSLEEP =1), (iv) feeling hungry more often (UDSTWDHNGRY =1), and (v) feeling either very slowed down or like could not sit still (UDSTWDSITST =1). Substances used to avoid withdrawal symptoms included prescription stimulants or uppers (UDSTAVWSTIM =1), cocaine or crack (UDSTAVWCOCN =1), or methamphetamine (UDSTAVWMETH =1).

D.3.11 PRESCRIPTION SEDATIVES

Past year misusers of prescription sedatives are classified with prescription sedative use disorder (IRUD5SEDMIS=1) if they met two or more of the following prescription sedative criteria in the past year. More specifically, past year misusers with two or three criteria are considered to have “mild” disorder (IRSEVSEDMIS=1); past year misusers with four or five criteria are considered to have “moderate” disorder (IRSEVSEDMIS=2); and past year misusers with six or more criteria are considered to have “severe” disorder (IRSEVSEDMIS=3). For past year users but not misusers of prescription sedatives, the number of positive criteria required to classify a respondent with disorder (IRUD5SEDUNM) and to define disorder severity (IRSEVSEDUNM) are the same as for past year misusers. However, criteria 10 and 11 in the list below do not apply to respondents who used but did not misuse prescription drugs in the past year because tolerance and withdrawal can occur as normal physiological adaptations when people use these prescription drugs appropriately under medical supervision. Two additional recodes that include data from all past year users of prescription sedatives, UDYR5SEDANY and SEVYRSEDANY, are also included on the data file. For past year misusers, UDYR5SEDANY and SEVYRSEDANY will equal IRUD5SEDMIS and IRSEVSEDMIS, respectively. For past year users but not misusers, UDYR5SEDANY and SEVYRSEDANY will equal IRUD5SEDUNM and IRSEVSEDUNM, respectively.

- (1) Ended up using sedatives many times in larger amounts or for a longer time than intended (UDSVLRGAMTS =1)
- (2) One or more times tried and was unable to cut down or stop using sedatives or wished could cut down or stop using sedatives (UDSVNOTSTOP=1 or UDSVWSHSTOP=1)
- (3) Spent a great deal of time using sedatives, feeling its effects, or getting over the effects, or trying to get sedatives (UDSVTIMEGET=1 or UDSVTIMEUSE=1)
- (4) Wanted to use sedatives so badly could not think of anything else (UDSVWANTBAD =1) or had a strong urge to use sedatives (UDSVSTRURGE=1)
- (5) Serious problems at work, school, or home, such as
 - missing a lot of work or school
 - getting demoted, having your hours cut, or losing a job
 - not being able to get a job or keep a job
 - getting suspended, expelled, or dropping out of school
 - failing to take care of family (UDSVWORKPRB=1)
- (6) Problems with family or friends that were caused or made worse by using sedatives (UDSVFMLYPRB=1) and continued to use sedatives even though it often caused arguments or problems with family or friends (UDSVFMLYCTD=1)
- (7) Gave up or spent a lot less time doing important social, occupational, or recreational activities because of sedative use (UDSVSTOPACT=1)
- (8) Repeatedly got into situations where using sedatives increased your chances of getting physically hurt (UDSVGETHURT=1)
- (9) Continued to use sedatives even though it was causing problems with emotions, mental health, or physical health (UDSMNTLCTD=1 or UDSVHLTHCTD=1)
- (10) Needed to use sedatives a lot more to get the desired feeling, or use of the same amount had less of an effect (UDSVNEEDMOR=1 or UDSVLESSEFF=1)
- (11) Reported experiencing two or more sedative withdrawal symptoms after sedative use was cut back or stopped or used the same or similar substance to avoid having sedative withdrawal symptoms during the past 12 months. Symptoms include (i) sweating or feeling that heart was beating fast (UDSVWDSWEAT =1); (ii) having hands tremble (UDSVWDTRMBL =1); (iii) having trouble sleeping or sleeping more than normal (UDSVWDSLEEP =1); (iv) vomiting or feeling nauseous (UDSVWDVOMIT =1); (v) seeing, hearing, or feeling things that were not really there (UDSVWDHALUC =1); (vi) feeling like could not sit still (UDSVWDSITST =1); (vii) feeling anxious (UDSVWDFLANX =1); and (viii) having seizures or fits (UDSVWDSZURE =1). Substances used to avoid withdrawal symptoms included prescription sedatives, tranquilizers, sleeping pills, or downers (UDSVAVWSVTR =1), or alcohol (UDSVAVWALCO =1).

D.4 SUD Summary Measures

The Drug Use Disorder version of SUD was created beginning in 2021 and incorporates data from respondents with *any use* of prescription drugs (i.e., misuse or use without misuse). This version of SUD was used to produce the primary measures of SUD for the 2021 Detailed Tables (CBHSQ, 2022c) and 2021 Key Substance Use and Mental Health Indicators report (CBHSQ, 2022b). Another version of SUD incorporates data from respondents whose use of prescription drugs was *misuse*. This version of SUD was labeled Illicit Drug Use Disorder. Both Drug Use

Disorder and Illicit Drug Use Disorder are available on the 2021 data file. Prior to 2021, the only version of SUD available on the data files was Illicit Drug Use Disorder (i.e., the version based on misuse) because people who used but did not misuse prescription drugs were not asked the questions that collected SUD data. An additional variable for SUD was created in 2021 that was based on people who used but did not misuse prescription drugs. This variable, along with the version based on misuse, are combined to create the version of SUD based on any use of prescription drugs.

Summary indicators of overall SUD (i.e., disorder, no disorder) based on DSM-5 criteria were created using combinations of SUD variables described in previous sections. [Tables D.1 to D.3](#) include the summary variable names, the substance for which use disorder is being described, and a short description of each variable. To be classified as having SUD for a summary variable, a respondent must have been classified as having a disorder of at least one of the corresponding substances included in the summary measure. The variables used to create each summary measure can be found in the main body of the codebook.

[Table D.1](#) includes the version of the summary variables that end with “UNM.” These variables incorporate prescription drug use disorder from respondents who were users but not misusers of prescription drugs. These variables were used to produce estimates in the 2021 Key Substance Use and Mental Health Indicators report (CBHSQ, 2022b) but are not used to produce estimates for the 2021 Detailed Tables (CBHSQ, 2022c). [Table D.2](#) includes the version of the summary variables that end with “MIS.” These variables incorporate prescription drug use disorder from respondents who misused prescription drugs. This version of the variable is used to create estimates of use disorder based on the misuse of substances, including Illicit Drug Use Disorder. Estimates for Illicit Drug Use Disorder are reported in the 2021 Detailed Tables and 2021 Key Substance Use and Mental Health Indicators report. [Table D.3](#) includes the version of the summary variables that end with “ANY.” These variables incorporate prescription drug use disorder data from respondents who were users of prescription drugs, regardless of whether they misused prescription drugs. These versions of the SUD variables are used to create use disorder estimates based on any use of prescription drugs, including Drug Use Disorder. Estimates for Drug Use Disorder are the primary SUD estimates reported in the 2021 Detailed Tables and 2021 Key Substance Use and Mental Health Indicators report.

Table D.1 Summary SUD Variables that Incorporate Prescription Drug Use Disorder from Respondents Who Used but Did Not Misuse (UNM) Prescription Drugs

| Summary UNM SUD Variable Name | SUD | Description |
|-------------------------------|---|--|
| UD5ILLUNM | Drugs | Drug use disorder including prescription drug use disorder due to the use but not misuse of prescription drugs |
| UD5IEMUNM | Drugs Other than Marijuana | Drugs other than marijuana use disorder including prescription drug use disorder due to the use but not misuse of prescription drugs |
| UD5ILALUNM | Drugs or Alcohol | Drug use disorder including prescription drug use disorder due to the use but not misuse of prescription drugs, or alcohol use disorder |
| UD5PSYUNM | Prescription Psychotherapeutics | Prescription psychotherapeutic use disorder including prescription drug use disorder due to the use but not misuse of prescription drugs |
| UD5TRQSDUNM | Prescription Tranquilizers or Sedatives | Prescription tranquilizer or sedative use disorder including prescription tranquilizer or sedative use disorder due to the use but not misuse of tranquilizers or sedatives |
| UD5OPIUNM | Opioids | Opioid use disorder including prescription pain reliever use disorder due to the use but not misuse of pain relievers |
| UD5CNSUNM | Central Nervous System Stimulants | Central nervous system stimulant use disorder including prescription stimulant use disorder due to the use but not misuse of stimulants |
| UD5ILAALUNM | Both Drugs and Alcohol | Drug use disorder including prescription drug use disorder due to the use but not misuse of prescription drugs, and alcohol use disorder |
| UD5ILNALUNM | Drugs Only (No Alcohol) | Drug use disorder including prescription drug use disorder due to the use but not misuse of prescription drugs, and no alcohol use disorder |
| UD5ALNILUNM | Alcohol Only (No Drugs) | Alcohol use disorder, and no drug use disorder including prescription drug use disorder due to the use but not misuse of prescription drugs |


Table D.2 Summary SUD Variables that Incorporate Prescription Drug Use Disorder from Respondents Who Misused Prescription Drugs

| Summary Misuse SUD Variable Name | SUD | Description |
|---|---|--|
| UD5ILLMIS | Illicit Drugs | Illicit drug use disorder including prescription drug use disorder due to the misuse of prescription drugs |
| UD5IEMMIS | Illicit Drugs Other than Marijuana | Illicit drugs other than marijuana use disorder including prescription drug use disorder due to the misuse of prescription drugs |
| UD5ILALMIS | Illicit Drugs or Alcohol | Illicit drug use disorder including prescription drug use disorder due to the misuse of prescription drugs, or alcohol use disorder |
| UD5PSYMIS | Prescription Psychotherapeutics | Prescription psychotherapeutic use disorder including prescription drug use disorder due to the misuse of prescription drugs |
| UD5TRQSDMIS | Prescription Tranquilizers or Sedatives | Prescription tranquilizer or sedative use disorder including prescription tranquilizer or sedative use disorder due to the misuse of prescription drugs |
| UD5OPIMIS | Prescription Opioids | Prescription opioid use disorder including prescription pain reliever use disorder due to the misuse of pain relievers |
| UD5CNSMIS | Central Nervous System Stimulants | Central nervous system stimulant use disorder including prescription stimulant use disorder due to the misuse of stimulants |
| UD5ILAALMIS | Both Illicit Drugs and Alcohol | Illicit drug use disorder including prescription drug use disorder due to the misuse of prescription drugs, and alcohol use disorder |
| UD5ILNALMIS | Illicit Drugs Only (No Alcohol) | Illicit drug use disorder including prescription drug use disorder due to the misuse of prescription drugs, and no alcohol use disorder |
| UD5ALNILMIS | Alcohol Only (No Illicit Drugs) | Alcohol use disorder, and no illicit drug use disorder including prescription drug use disorder due to the misuse of prescription drugs |

Table D.3 Summary SUD Variables that Incorporate Prescription Drug Use Disorder from Respondents with Any Use of Prescription Drugs

| Summary Any Use SUD Variable Name | SUD | Description |
|--|---|---|
| UD5ILLANY | Drugs | Drug use disorder including prescription drug use disorder due to any use of prescription drugs |
| UD5IEMANY | Drugs Other than Marijuana | Drugs other than marijuana use disorder including prescription drug use disorder due to any use of prescription drugs |
| UD5ILALANY | Drugs or Alcohol | Drug use disorder including prescription drug use disorder due to any use of prescription drugs, or alcohol use disorder |
| UD5PSYANY | Prescription Psychotherapeutics | Prescription psychotherapeutic use disorder including prescription drug use disorder due to any use of prescription drugs |
| UD5TRQSDANY | Prescription Tranquilizers or Sedatives | Prescription tranquilizer or sedative use disorder including prescription tranquilizer or sedative use disorder due to any use of tranquilizers or sedatives |
| UD5OPIANY | Prescription Opioids | Prescription opioid use disorder including prescription pain reliever use disorder due to any use of pain relievers |
| UD5CNSANY | Central Nervous System Stimulants | Central nervous system stimulant use disorder including prescription stimulant use disorder due to any use of stimulants |
| UD5ILAALANY | Both Drugs and Alcohol | Drug use disorder including prescription drug use disorder due to any use of prescription drugs, and alcohol use disorder |
| UD5ILNALANY | Drugs Only (No Alcohol) | Drug use disorder including prescription drug use disorder due to any use of prescription drugs, and no alcohol use disorder |
| UD5ALNILANY | Alcohol Only (No Drugs) | Alcohol use disorder, and no drug use disorder including prescription drug use disorder due to any use of prescription drugs |

References

- American Psychiatric Association. (1994). *Diagnostic and statistical manual of mental disorders* (4th ed.).
- American Psychiatric Association. (2013). *Diagnostic and statistical manual of mental disorders* (5th ed.).
- Center for Behavioral Health Statistics and Quality. (2022a). *2021 National Survey on Drug Use and Health: Methodological summary and definitions*. Substance Abuse and Mental Health Services Administration.
- Center for Behavioral Health Statistics and Quality. (2022b). *Key substance use and mental health indicators in the United States: Results from the 2021 National Survey on Drug Use and Health* (HHS Publication No. PEP22-07-01-005, NSDUH Series H-57). Substance Abuse and Mental Health Services Administration.
- Center for Behavioral Health Statistics and Quality. (2022c). *Results from the 2021 National Survey on Drug Use and Health: Detailed tables*. Substance Abuse and Mental Health Services Administration.
- Center for Behavioral Health Statistics and Quality. (forthcoming). *2021 National Survey on Drug Use and Health (NSDUH) methodological resource book, Section 10: Editing and imputation report*. Substance Abuse and Mental Health Services Administration.
- Center for Systems Science and Engineering, Johns Hopkins University. (2021). *Coronavirus resource center: Global map: COVID-19 dashboard*. <https://coronavirus.jhu.edu/map.html> 
- Edwards, G., & Gross, M. M. (1976). Alcohol dependence: Provisional description of a clinical syndrome. *British Medical Journal*, *1*(6017), 1058-1061.
- Fagerstrom, K. O. (1978). Measuring degree of physical dependence to tobacco smoking with reference to individualization of treatment. *Addictive Behaviors*, *3*(3-4), 235-241.
- Heatherton, T. F., Kozlowski, L. T., Frecker, R. C., & Fagerstrom, K. O. (1991). The Fagerstrom Test for Nicotine Dependence: A revision of the Fagerstrom Tolerance Questionnaire. *British Journal of Addiction*, *86*(9), 1119-1127.
- Heatherton, T. F., Kozlowski, L. T., Frecker, R. C., Rickert, W., & Robinson, J. (1989). Measuring the heaviness of smoking: Using self-reported time to the first cigarette of the day and number of cigarettes smoked per day. *British Journal of Addiction*, *84*(7), 791-799.
- Shiffman, S., Hickcox, M., Gnys, M., Paty, J. A., & Kassel, J. D. (1995, March). *The Nicotine Dependence Syndrome Scale: Development of a new measure*. Poster presented at the annual meeting of the Society for Research on Nicotine and Tobacco, San Diego, CA.

Shiffman, S., Paty, J. A., Kassel, J. D., Gnys, M., & Zettler-Segal, M. (1994). Smoking behavior and smoking history of tobacco chippers. *Experimental and Clinical Psychopharmacology*, 2, 126-142.

Shiffman, S., Waters, A. J., & Hickcox, M. (2004, April). The Nicotine Dependence Syndrome Scale: A multi-dimensional measure of nicotine dependence. *Nicotine and Tobacco Research*, 6(2), 327-348.

Appendix E

Recoded Mental Health

E.1 Introduction

The 2021 National Survey on Drug Use and Health (NSDUH) included a “mental health” section of the questionnaire that was designed to provide data on various mental health measures for adults aged 18 or older, such as serious psychological distress (SPD), mental illness (i.e., any mental illness [AMI], serious mental illness [SMI], moderate mental illness [MMI], serious or moderate mental illness [SMMI], low [i.e., mild] mental illness [LMI], and low or moderate mental illness [AMI excluding SMI; LMMI]), and suicidal ideation and behavior (i.e., thoughts, plans, and attempts).

Estimates of past year and past month SPD, past year mental illness, and past year suicidal ideation and behavior including past year suicidal ideation and behavior because of coronavirus disease 2019 (COVID-19) are presented in the *Results from the 2021 National Survey on Drug Use and Health: Detailed Tables* (Center for Behavioral Health Statistics and Quality [CBHSQ], 2022c). These measures, except SPD, also are presented in the *Key Substance Use and Mental Health Indicators in the United States: Results from the 2021 National Survey on Drug Use and Health* report (CBHSQ, 2022b).

This appendix includes details on the creation of the mental illness measures. Guidance regarding analysis of these measures, including weighting and variance estimation information, is also provided in this appendix. Details on the variables used to create the mental illness measures are included in the main body of the codebook.

E.2 2021 NSDUH Comparability

Because of the COVID-19 pandemic, the 2021 NSDUH used multimode data collection, in which respondents could complete the survey via the web or, in eligible locations,¹ in person. As discussed in Chapter 6 of the *2021 National Survey on Drug Use and Health (NSDUH): Methodological Summary and Definitions* report (CBHSQ, 2022a), analysis led to the conclusion that 2021 estimates are not comparable with estimates from 2020 or prior years. Therefore, national reports and tables for the 2021 NSDUH present estimates from 2021 only.

It is not recommended to compare 2021 data with prior years of NSDUH data or to pool 2021 NSDUH data with prior years for analyses. Differences in estimates between 2021 and prior years may be because of multimode data collection in 2021 rather than actual changes in the civilian, noninstitutionalized population of the United States during the COVID-19 pandemic.

E.3 Mental Illness Measures

Past year mental illness estimates found in tables and reports published for the 2021 NSDUH were based on a prediction model for mental illness developed using the 2008 data from the Mental Health Surveillance Study (MHSS). The 2008 model was created from a randomly selected subsample of approximately 1,500 adults in 2008 who had completed the NSDUH interview. Respondents were recruited for a follow-up clinical interview consisting of a

¹ Eligibility of areas for in-person data collection was determined by state- and county-level COVID-19 metrics collected by Johns Hopkins University (Center for Systems Science and Engineering, Johns Hopkins University, 2021).

diagnostic assessment for mental disorders.² In order to determine the optimal scale for measuring functional impairment in NSDUH, roughly half of the adult respondents were assigned to receive an abbreviated eight-item version of the World Health Organization Disability Assessment Schedule (WHODAS; Novak et al., 2010), and the other half were assigned to receive the Sheehan Disability Scale (SDS; Leon et al., 1997). The WHODAS was chosen as the impairment scale to be administered in the 2009 and subsequent NSDUHs (Office of Applied Studies, 2009). For more information on the 2008 MHSS design and analysis, see Colpe et al. (2009) and Office of Applied Studies (2009). Information about the 2008 model is available in Appendix B of the *Results from the 2012 National Survey on Drug Use and Health: Mental Health Findings* (CBHSQ, 2013) and in Section 3.4.7 of the 2020 Methodological Summary and Definitions report (CBHSQ, 2021).

Based on the accumulated MHSS clinical data collected from 2008 to 2012, however, the Substance Abuse and Mental Health Services Administration (SAMHSA) determined the 2008 model had some important shortcomings not detected in the original model fitting because of the small sample of clinical interview respondents in 2008. Specifically, estimates of SMI and AMI among young adults based on the 2008 model were higher than the estimates for this age group based on the clinical interview data. In addition, improvements were needed in the weighting procedures for the MHSS clinical data to account better for undercoverage and nonresponse. Only NSDUH respondents in 2008 who answered their surveys in English were eligible for the clinical follow-up, and people with mental illness appeared to be more likely to participate in the follow-up.

Because of these concerns, SAMHSA fit a more accurate model using combined 2008-2012 clinical data for the 2012 model. To reduce bias and improve prediction, mental health-related variables and an age variable were added to the model. In addition, to protect against potential coverage and nonresponse error, alternatives for the weights were applied to the clinical sample data for the model development.

E.3.1 SMI Prediction Model

The 2012 model is a weighted logistic regression prediction model for mental illness. The response variable Y was defined so that $Y = 1$ when an SMI diagnosis was positive based on the clinical interview; otherwise, $Y = 0$. If \mathbf{x} is a vector of realized explanatory variables, then the response probability $\pi = \Pr(Y = 1 | \mathbf{x})$ can be estimated using a weighted logistic regression model. Details about the 2012 prediction model for SMI are included below. For further technical details on the 2012 prediction models, see the *2012 National Survey on Drug Use and Health: Methodological Resource Book (Section 16a, 2012 Mental Health Surveillance Study: Design and Estimation Report)* (CBHSQ, 2014).

E.3.2 2012 Model

The 2012 SMI prediction model was fit with data from 4,912 WHODAS MHSS respondents from 2008 through 2012, excluding the one case from 2008 and the one case from

² Structured Clinical Interview for the DSM-IV-TR Axis I Disorders, Research Version, Non-patient Edition (SCID-I/NP); clinical interviews would require the use of a diagnostic assessment to identify mental disorders according to criteria based on the 5th edition of the *Diagnostic and Statistical Manual of Mental Disorders* (DSM-5; American Psychiatric Association, 2013; First et al., 2002).

2009 that were dropped because of data errors. The final WHODAS calibration model for the 2012 prediction model for SMI was determined as

$$\text{logit}(\hat{\pi}) = \log[\hat{\pi} / (1 - \hat{\pi})] = -5.972664 + 0.0873416X_k + 0.3385193X_w + 1.9552664X_s + 1.1267330X_m + 0.1059137X_a$$

where $\hat{\pi}$ refers to an estimate of the SMI response probability π .

The covariates came from the main NSDUH interview data and were statistically imputed:

- $X_k = \text{Alternative Past Year K6 Score (AKSSLR6WRST)}$: Past year maximum K6 score of less than 8 recoded as 0; past year maximum K6 score of 8 to 24 recoded as 1 to 17.
- $X_w = \text{Alternative WHODAS Score (WHODASDASC)}$: WHODAS item score of less than 2 recoded as 0; WHODAS item score of 2 to 3 recoded as 1, then summed for a score ranging from 0 to 8.
- $X_s = \text{Serious Thoughts of Suicide in the Past Year (IRSUICTHINK)}$: Coded as 1 if “Yes”; coded as 0 otherwise.
- $X_m = \text{Past Year MDE (IRAMDEYR)}$: Coded as 1 if the criteria for past year major depressive episode (MDE) were met;³ coded as 0 otherwise.
- $X_a = \text{Recoded Age (AGE1830⁴)}$: Coded as age minus 18 if aged 18 to 30; coded as 12 otherwise.

[Table E.1](#) displays the WHODAS model specifications for the 2012 SMI prediction model.

Table E.1 Final 2012 WHODAS SMI Prediction Model

| Final 2012 Model: AKSSLR6WRST + WHODASDASC + IRSUICTHINK + IRAMDEYR + AGE1830 | | | | | | |
|---|---------|---------|-------------|---------|----|--------------|
| Term | Beta | Beta SE | T-statistic | P-value | DF | Wald P-value |
| Intercept | -5.9727 | 0.3201 | -18.6586 | 0.0000 | | |
| AKSSLR6WRST | 0.0873 | 0.0248 | 3.5247 | 0.0009 | 1 | 0.0009 |
| WHODASDASC | 0.3385 | 0.0349 | 9.7034 | 0.0000 | 1 | 0.0000 |
| IRSUICTHINK | 1.9553 | 0.2164 | 9.0342 | 0.0000 | 1 | 0.0000 |
| IRAMDEYR | 1.1267 | 0.2196 | 5.1308 | 0.0000 | 1 | 0.0000 |
| AGE1830 | 0.1059 | 0.0244 | 4.3380 | 0.0001 | 1 | 0.0001 |

DF = degrees of freedom, SE = standard error, SMI = serious mental illness, WHODAS = abbreviated eight-item World Health Organization Disability Assessment Schedule.

The formula for the predicted probability of SMI (SMIPPPY) using the model parameter estimates in [Table E.1](#) (but expressed with more decimal points) is as follows:

³ In this situation, the past year MDE measure is from the main NSDUH interview (i.e., not from the Structured Clinical Interview for DSM-IV [SCID]). See Section 3.4.7 in the 2021 Methodological Summary and Definitions (CBHSQ, 2022a).

⁴ The age variable (AGE1830) is excluded from the file due to disclosure risk.

$$\text{SMIPPPY} = 1/(1 + \exp[-(-5.972664 + 0.0873416* \text{AKSSLR6WRST} + 0.3385193* \text{WHODASDASC} + 1.9552664* \text{IRSUICTHINK} + 1.1267330* \text{IRAMDEYR} + 0.1059137* \text{AGE1830})]).$$

Using the predicted probability of SMI (SMIPPPY), a cut point probability of 0.260573529 was determined so that any respondent with an SMI probability greater than or equal to the cut point was predicted to be SMI positive (SMIPY=1); otherwise, the respondent was predicted to be SMI negative (SMIPY=0). The cut point was chosen so that the weighted numbers of false positives and false negatives in the MHSS dataset were as close to equal as possible. The predicted SMI status for all adult NSDUH respondents was used to compute prevalence estimates of SMI. The estimates of the parameters of the SMI prediction model displayed in the equation are shown in [Table E.1](#).

A second cut point probability of 0.0192519810 was determined so that any respondent with an SMI probability greater than or equal to the cut point was predicted to be positive for AMI (AMIPY=1), and the remainder were predicted to be negative for AMI (AMIPY=0). The second cut point was chosen so that the weighted numbers of AMI false positives and false negatives were as close to equal as possible. The 2021 tables and reports show estimates for AMI, SMI, and AMI excluding SMI.

E.4 Analysis Variables and Weighting

All of the covariate variables used in the SMI prediction model as shown in [Table E.1](#) are included on the 2021 data file. [Table E.2](#) displays the 2021 mental illness variables used to create the estimates in the 2021 Detailed Tables (CBHSQ, 2022c). [Table E.2](#) also displays combination mental illness in variables with the past year substance use disorder (SUD) variables. See the Nicotine Dependence and Substance Use Disorder appendix for more information on the SUD variables.

Table E.2 Mental Illness Variable Names: NSDUH, 2021

| Mental Illness Variable Name | Variable Label |
|------------------------------|---|
| SMIPY | RC-IMP SMI IND (1/0) BASED ON PREDICTED SMI PROB PY |
| SMIPPPY | RC-IMP PREDICTED SERIOUS MENTAL ILLNESS PROB PY |
| SMMIPY | RC-IMP SMMI IND (1/0) BASED ON PREDICTED SMI PROB PY |
| AMIPY | RC-IMP AMI IND (1/0) BASED ON PREDICTED SMI PROB PY |
| MMIPY | RC-IMP MOD MI IND (1/0) BASED ON PRED SMI PROB PY |
| LMIPY | RC-IMP MILD MI IND (1/0) BASED ON PRED SMI PROB PY |
| MICATPY | RC-IMP CATEGORICAL MI INDICATOR PY |
| AMISUD5MIS ¹ | RC-IMP AMI AND SUB USE DISORDER - PAST YEAR-DSM-5 – MIS |
| SMISUD5MIS ¹ | RC-IMP SMI AND SUB USE DISORDER - PAST YEAR-DSM-5 – MIS |

NOTE: Mental illness aligns with criteria from the *Diagnostic and Statistical Manual of Mental Disorders*, 5th edition (DSM-5; American Psychiatric Association, 2013), and is defined as having a diagnosable mental, behavioral, or emotional disorder, other than a developmental or substance use disorder (SUD). Serious mental illness (SMI) is a subset of any mental illness (AMI) because SMI is limited to people with AMI that resulted in serious functional impairment. These mental illness variables are based on a predictive model and are not direct measures of diagnostic status.

¹ Co-occurring mental illness variables and the SUD variables based on DSM-5 were created. For more information on the DSM-5 SUD variables, see the 2021 Nicotine Dependence and Substance Use Disorder codebook appendix.

Beginning in 2021, the variables used in the prediction model were all statistically imputed, so these variables had no missing data for 2021. Estimates for mental illness in the past year were created for 2021 using the standard analysis weight (ANALWT_C) and the variance estimation variables (VESTR_C and VEREP).

E.5 Limitations in Using the Mental Illness Variables in Analyses


The predicted mental illness variables that were derived from the 2012 model were examined to determine how they were associated with the mental health predictor variables in the 2012 model. It was found that the 2012 model significantly overestimated the proportion of adults aged 18 or older with SMI (and those with AMI) who had suicidal thoughts in the past year and also the proportion of adults who had MDE in the past year. Therefore, it is recommended that the mental illness variables derived from the 2012 model should not be used when analyzing past year suicidal thoughts, past year MDE, or other associated variables (including past year suicide attempts, suicide plans, medical treatment for suicide attempts, or lifetime MDE). Similarly, it is recommended that model-based mental illness variables should not be used in conjunction with the Kessler-6 (K6) variables (including SPD) or WHODAS variables in any analyses. For details, see the *Estimating Mental Illness among Adults in the United States: Revisions to the 2008 Estimation Procedures* report (CBHSQ, 2015).


E.6 Standard Errors for Mental Illness Measures

Standard errors for SMI estimates (and, likewise, estimates for AMI, SMMI, and AMI excluding SMI) were computed using the NSDUH dichotomous variables without taking into account any variance introduced through using a model based on the clinical subsample data. This ignores the added error resulting from fitting the 2012 SMI model, which can be very large (see the 2012 MHSS Design and Estimation Report; CBHSQ, 2014). These *conditional* standard errors (conditional on the model predictions being correct) are useful when making comparisons across subpopulations (except those involved in modeling) within years because the errors due to model fitting are nearly the same across the estimates being compared.

However, caution is advised when these mental illness measures are used as explanatory variables within a regression analysis because the resulting estimated regression coefficients often will be biased toward zero (Carroll et al., 2006). Stated another way, values of the regression coefficients for these mental illness variables are likely to be attenuated. Consequently, situations in which AMI or specific levels of mental illness (e.g., SMI) are true predictors of a dependent variable of interest in the population may not be significant predictors in regression models that use these variables. If a statistically significant association is identified between these mental illness variables and the dependent variable, however, one can be more confident that this truly is a significant association.

References

- American Psychiatric Association. (2013). *Diagnostic and statistical manual of mental disorders* (5th ed.).
- Carroll, R. J., Ruppert, D., Stefanski, L. A., & Crainiceanu, C. M. (2006). *Measurement error in nonlinear models: A modern perspective, 2nd ed.* Chaoman & Hall/CRC.
- Center for Behavioral Health Statistics and Quality. (2013). *Results from the 2012 National Survey on Drug Use and Health: Mental health findings* (HHS Publication No. SMA 13-4805, NSDUH Series H-47). <https://www.samhsa.gov/data/report/results-2012-national-survey-drug-use-and-health-mental-health-findings>
- Center for Behavioral Health Statistics and Quality. (2014). *2012 National Survey on Drug Use and Health: Methodological resource book (Section 16a, 2012 Mental Health Surveillance Study: Design and estimation report)*. <https://www.samhsa.gov/data/report/2012-nsduh-mental-health-surveillance-study-design-and-estimation-report>
- Center for Behavioral Health Statistics and Quality. (2015). *Estimating mental illness among adults in the United States: Revisions to the 2008 estimation procedures*. <https://www.samhsa.gov/data/report/2012-nsduh-estimating-mental-illness-among-adults-united-states-revisions-2008-estimation>
- Center for Behavioral Health Statistics and Quality. (2021). *2020 National Survey on Drug Use and Health (NSDUH): Methodological summary and definitions*. <https://www.samhsa.gov/data/report/2020-methodological-summary-and-definitions>
- Center for Behavioral Health Statistics and Quality. (2022a). *2021 National Survey on Drug Use and Health (NSDUH): Methodological summary and definitions*. Substance Abuse and Mental Health Services Administration.
- Center for Behavioral Health Statistics and Quality. (2022b). *Key substance use and mental health indicators in the United States: Results from the 2021 National Survey on Drug Use and Health* (HHS Publication No. PEP22-07-01-005, NSDUH Series H-57). Substance Abuse and Mental Health Services Administration.
- Center for Behavioral Health Statistics and Quality. (2022c). *Results from the 2021 National Survey on Drug Use and Health: Detailed tables*. Substance Abuse and Mental Health Services Administration.
- Center for Systems Science and Engineering, Johns Hopkins University. (2021). *Coronavirus resource center: Global map: COVID-19 dashboard*. <https://coronavirus.jhu.edu/map.html> 
- Colpe, L. J., Epstein, J. F., Barker, P. R., & Gfroerer, J. C. (2009). Screening for serious mental illness in the National Survey on Drug Use and Health (NSDUH). *Annals of Epidemiology*, 19(3), 210-211.

- First, M. B., Spitzer, R. L., Gibbon, M., & Williams, J. B. W. (2002). *Structured Clinical Interview for DSM-IV-TR Axis I Disorders, Research Version, Non-patient Edition (SCID-I/NP)*. New York State Psychiatric Institute, Biometrics Research.
- Leon, A. C., Olfson, M., Portera, L., Farber, L., & Sheehan, D. V. (1997). Assessing psychiatric impairment in primary care with the Sheehan Disability Scale. *International Journal of Psychiatry in Medicine*, 27(2), 93-105. <https://doi.org/10.2190/t8em-c8yh-373n-1uwd> 
- Novak, S. P., Colpe, L. J., Barker, P. R., & Gfroerer, J. C. (2010). Development of a brief mental health impairment scale using a nationally representative sample in the USA. *International Journal of Methods in Psychiatric Research*, 19(Suppl. 1), 49-60.
- Office of Applied Studies. (2009). *2008 National Survey on Drug Use and Health: Methodological resource book (Section 16, Measuring serious mental illness with the NSDUH: Results of 2008 12-month analysis)*. Substance Abuse and Mental Health Services Administration.

Appendix F

Recoded Adolescent Depression Variable Documentation

F.1 Introduction

The 2021 National Survey on Drug Use and Health (NSDUH) computer-assisted interviewing (CAI) instrumentation included two modules, the adult depression module and the adolescent depression module, which were designed to measure whether respondents had experienced a major depressive episode (MDE) in their lifetime and past year. Additional questions to assess impairment levels caused by MDE and treatment received for depression were included at the end of each MDE module.

The NSDUH CAI questions designed to assess MDE symptoms were based on the criteria in the 5th edition of the *Diagnostic and Statistical Manual of Mental Disorders* (DSM-5; American Psychiatric Association, 2013). More specifically, MDE questions for adults were adapted from the depression section of the National Comorbidity Survey-Replication (NCS-R; Harvard School of Medicine, 2005), and questions for youths were adapted from the depression section of the National Comorbidity Survey-Adolescent (NCS-A; Harvard School of Medicine, 2005). To make the modules developmentally appropriate for youths, there are minor wording differences in a few questions between the adult and youth modules. People were classified as having had a lifetime MDE if they had five or more of nine symptoms for MDE in the same 2-week period in their lifetime, in which at least one of the symptoms was a depressed mood or loss of interest or pleasure in daily activities. People were classified as having MDE in the past year if they had a lifetime MDE and a period of time in the past 12 months when they felt depressed or lost interest or pleasure in daily activities for 2 weeks or longer, while also having some of the other symptoms for lifetime MDE.

Estimates of depression are presented in the *Results from the 2021 National Survey on Drug Use and Health: Detailed Tables* (Center for Behavioral Health Statistics and Quality [CBHSQ], 2022c) and in the *Key Substance Use and Mental Health Indicators in the United States: Results from the 2021 National Survey on Drug Use and Health* report (CBHSQ, 2022b).

Starting in 2021, the adult depression variables were imputed. Information about the adult depression variables can be found in the main codebook text and in Section 3.4.7 of the *2021 National Survey on Drug Use and Health (NSDUH): Methodological Summary and Definitions* report (CBHSQ, 2022a). The youth depression variables are not imputed. This appendix provides youth MDE variable specifications and analysis and weighting information. A flowchart ([Figure F.1](#)) is included to provide details regarding the routing logic leading up to the MDE questions specifying which youth respondents were asked the MDE questions and were classified as having MDE.

F.2 2021 NSDUH Comparability

Because of the coronavirus disease 2019 (COVID-19) pandemic, the 2021 NSDUH used multimode data collection, in which respondents could complete the survey via the web or, in eligible locations,¹ in person. As discussed in Chapter 6 of the 2021 Methodological Summary and Definitions report (CBHSQ, 2022a), analysis led to the conclusion that 2021 estimates are

¹ Eligibility of areas for in-person data collection was determined by state- and county-level COVID-19 metrics collected by Johns Hopkins University (Center for Systems Science and Engineering, Johns Hopkins University, 2021).

not comparable with estimates from 2020 or prior years. Therefore, national reports and tables for the 2021 NSDUH present estimates from 2021 only.

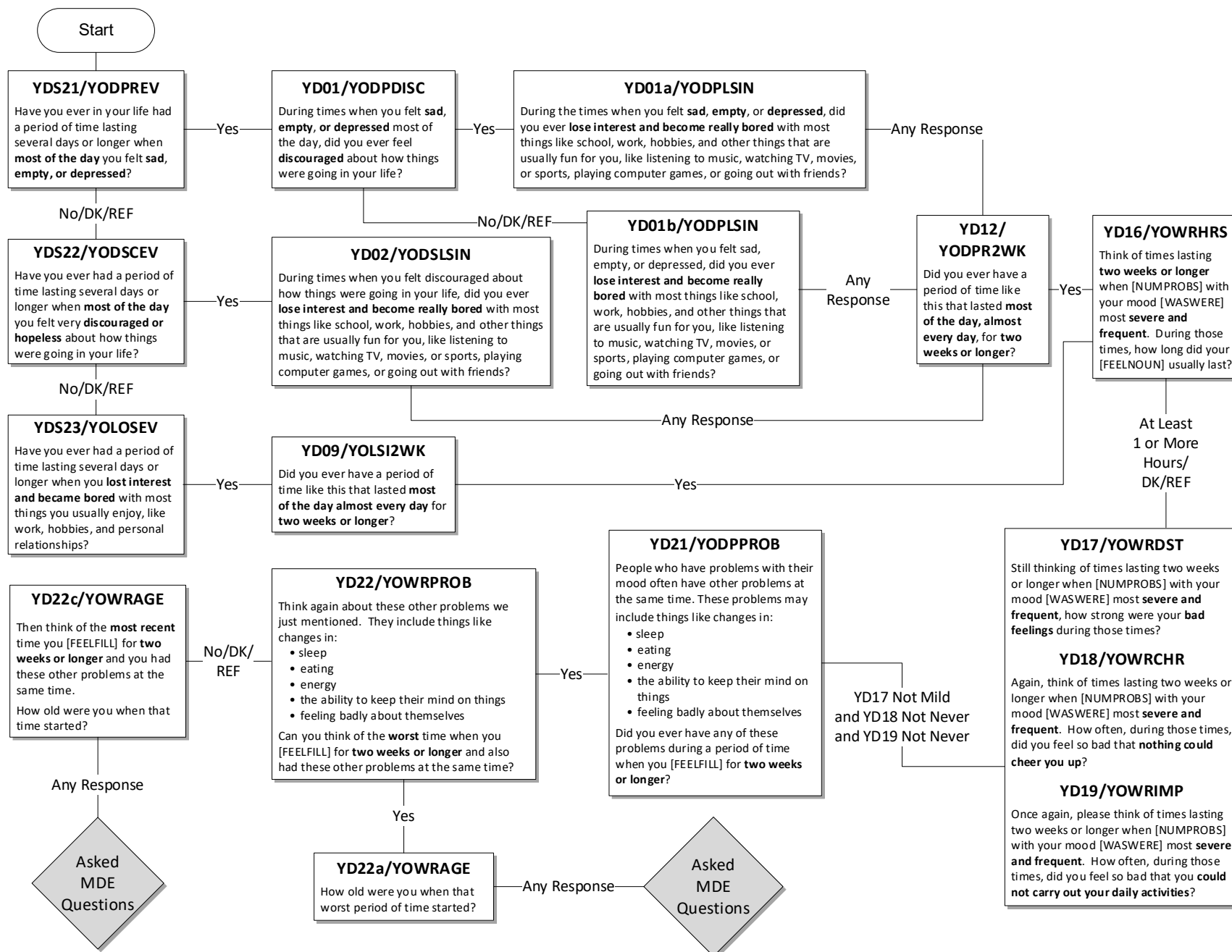
It is not recommended to compare 2021 data with prior years of NSDUH data or to pool 2021 NSDUH data with prior years for analyses. Differences in estimates between 2021 and prior years may be because of multimode data collection in 2021 rather than actual changes in the civilian, noninstitutionalized population of the United States during the COVID-19 pandemic.

F.3 MDE Variable Specifications

In the adolescent depression module of NSDUH, respondents aged 12 to 17 were asked a series of introductory questions to determine whether they had a worst period of time where they experienced feeling sad, empty, depressed, discouraged, or a loss of interest. If respondents fit certain criteria based on the routing logic found in these introductory questions, then they were asked the questions related to the nine attributes (symptoms) of MDE. To demonstrate which respondents were actually asked the MDE attributes questions based on these introductory questions, a flowchart using the youth questions is included as [Figure F.1](#). The questions shown in the flowchart refer to the youth depression-associated question name from the CAI instrument specifications as well as the corresponding edited variable name to assist users in mapping the information back to the CAI.

Figure F.1 Routing Logic Prior to Youth Major Depressive Episode (MDE) Attribute Questions

F-3



The questions showing the nine attributes of MDE refer to the worst period of time the respondent has had that stood out in the respondent's mind, or, if the respondent did not recall a worst period of time, the questions refer to the most recent period of time when the respondent experienced any or all of the following: sadness, discouragement, or lack of interest in most things. These questions were asked once a youth respondent was routed through the CAI as indicated in the flowchart. **It should be noted that no exclusions were made for MDE caused by medical illness, bereavement, or substance use disorders.**

The coding specifications below for all recoded MDE variables include in parentheses both the youth depression-associated question name from the CAI instrument specifications and the corresponding edited variable name to assist users in mapping the information back to the CAI.

Respondents were classified with lifetime MDE (YMDEL=1) if they had at least five of the nine attributes where at least one of the criteria is a depressed mood or loss of interest or pleasure in daily activities (DSMMDEAY/YODSMMDE=1). Respondents were classified with not having lifetime MDE (YMDEL=2) if they met either of these conditions:

1. Reported experiencing fewer than five out of the nine criteria used to classify youths as having had MDE in their lifetime (DSMMDEAY/YODSMMDE=2).
2. If the number of criteria is unknown (DSMMDEAY/YODSMMDE=94, 97, and 98) and the respondent reported at least one of the following:
 - a. Never having had a period of time lasting several days or longer when felt sad, empty, or depressed (YDS21/YODPREV =2); discouraged about how things were going in life (YDS22/YODSCEV =2); and lost interest in most things usually enjoyable (YDS23/YOLOSEV =2).
 - b. Experienced the feelings in (a), but they did not last most of the day, nearly every day for 2 weeks or longer (YD09/YOLSI2WK=2) or (YD12/YODPR2WK=2).
 - c. Experienced the feelings in (a) most of the day, nearly every day for 2 weeks or longer, but the feelings lasted less than an hour when mood was most severe and frequent (YD16/YOWRHRS=1).
 - d. Experienced the feelings in (a) most of the day, nearly every day for 2 weeks or longer for at least an hour during those times when mood was most severe and frequent, but emotional distress was mild (YD17/YOWRDST=1); there was never a time when emotional distress was so severe that respondent could not be cheered up (YD18/YOWRCHR=4); and there was never a time when emotional distress was so severe that respondent could not carry out daily activities (YD19/YOWRIMP=4).
 - e. Experienced the feelings in (a) most of the day, nearly every day for 2 weeks or longer for at least an hour and the severe distress was more than mild or at some point could not be cheered up or could not carry out daily activities, but never had any other problems during those weeks, such as changes in sleep, appetite, energy, the ability to concentrate and remember, or feelings of low self-worth (YD21/YODPPROB=2).

Respondents who were classified with lifetime MDE (YMDEL=1) and who reported that during the past 12 months they had a period of depression lasting 2 weeks or longer, while also having some of the other symptoms mentioned (YOPB2WK=1), were classified as having past year depression (YMDEYR=1). Respondents with no lifetime MDE (YMDEL=2) or respondents with lifetime MDE (YMDEL=1) but no period of depression lasting 2 weeks or longer while having other symptoms (YOPB2WK=2) were classified as not having past year MDE (YMDEYR=2). Otherwise, respondents were classified as system missing for lifetime or past year MDE if they had unknown depression information and/or they were aged 18 or older.

Respondents with lifetime MDE and respondents with recurrent thoughts of death or recurrent suicide ideation (D_MDEA9Y/YO_MDEA9²=1), regardless of MDE classification, were guided through the remainder of the depression module. Because of this second criterion, variables for treatment of depression may have values for respondents who were not classified as having lifetime MDE. If the subpopulation of interest is respondents with lifetime MDE or past year MDE, these restrictions should be implemented in the analysis using the appropriate variables. Users who are interested in the suicide ideation data³ from the depression modules should also be aware of the routing logic shown in [Figure F.1](#) because only a subset of respondents are asked the suicide-related questions.

F.4 MDE with Severe Impairment Variable Specifications

The Sheehan Disability Scale (SDS) is used to measure impairment due to emotions, nerves, or mental health. Respondents classified as having had MDE in the past year were then asked questions from the SDS to measure the level of functional impairment in major life activities reported to be caused by the MDE in the past 12 months (Leon et al., 1997).

The youth SDS measures mental health-related impairment in four major life activities or role domains: (1) cause problems with your chores at home, (2) cause problems with your ability to do well at school or work, (3) cause problems with your ability to get along with your family during that time, and (4) cause problems with your ability to have a social life during that time. These four questions are assessed on a 0 to 10 visual analog scale with categories of “no interference” (0), “mild” (1-3), “moderate” (4-6), “severe” (7-9), and “very severe” (10).

The four SDS role domain variables (YOPSHMGT, YOPSWORK, YOPSRELS, and YOPSSOC, respectively) were recoded as follows: no interference = 1, mild = 2, moderate = 3, severe = 4, and very severe = 5. A maximum impairment score, YSDSOVRL, was then defined as the single highest severity level of role impairment across all four recoded SDS role domains (YSDSHOME, YSDSWRK, YSDSREL, and YSDSSOC). Youths with past year MDE (YMDEYR=1) and ratings greater than or equal to 7 on the original SDS scale (YSDSOVRL=4 or 5) were considered to have severe role impairment (MDEIMPY=1). Respondents aged 12 to 17 were classified as system missing if they had unknown impairment information for all four

² The recurrent thoughts of death or recurrent suicide ideation variable (YO_MDEA9) is excluded from the file due to disclosure risk.



³ The youth suicide estimates presented in the 2021 Detailed Tables (CBHSQ, 2022c) are from the youth mental health service utilization module data, not the adolescent depression suicide module data.

SDS domain variables, were not asked the question due to routing logic, and/or they were aged 18 or older.

F.5 Analysis Weights and Variance Estimation Variables

Estimates for lifetime and past year MDE and MDE with severe impairment were created for 2021 using the standard analysis weight (ANALWT_C) and the variance estimation variables (VESTR_C and VEREP).

References

- American Psychiatric Association. (2013). *Diagnostic and statistical manual of mental disorders* (5th ed.).
- Center for Behavioral Health Statistics and Quality. (2022a). *2021 National Survey on Drug Use and Health (NSDUH): Methodological summary and definitions*. Substance Abuse and Mental Health Services Administration.
- Center for Behavioral Health Statistics and Quality. (2022b). *Key substance use and mental health indicators in the United States: Results from the 2021 National Survey on Drug Use and Health* (HHS Publication No. PEP22-07-01-005, NSDUH Series H-57). Substance Abuse and Mental Health Services Administration.
- Center for Behavioral Health Statistics and Quality. (2022c). *Results from the 2021 National Survey on Drug Use and Health: Detailed tables*. Substance Abuse and Mental Health Services Administration.
- Center for Systems Science and Engineering, Johns Hopkins University. (2021). *Coronavirus resource center: Global map: COVID-19 dashboard*. <https://coronavirus.jhu.edu/map.html> 
- Harvard School of Medicine. (2005). *Home page: National Comorbidity Survey (NCS)*. [Web page]. <https://www.hcp.med.harvard.edu/ncs/> 
- Leon, A. C., Olfson, M., Portera, L., Farber, L., & Sheehan, D. V. (1997). Assessing psychiatric impairment in primary care with the Sheehan Disability Scale. *International Journal of Psychiatry in Medicine*, 27(2), 93-105.

Appendix G

Sample SUDAAN[®], SAS[®], and Stata Code and Public Use File Estimates

G.1 Introduction

This appendix provides several examples of SUDAAN[®] (and sometimes SAS[®] and Stata) code for generating estimates (means and totals along with the standard errors [SEs]), performing statistical tests of differences for means, calculating confidence intervals, and fitting linear or logistic regression models. Additionally, tables showing some estimates for alcohol use, tobacco product use, and serious mental illness are included, using the 2021 National Survey on Drug Use and Health (NSDUH) public use file (PUF). PUF users can ensure that the 2021 PUF data are downloaded correctly, or that code is implemented correctly, by replicating estimates in these tables. Note that the examples in this appendix are created using variable names and data from the NSDUH PUF; however, some variable names may differ when using the NSDUH restricted-use file (RUF). Also note that the estimates in these tables may differ from the estimates in the *Results from the 2021 National Survey on Drug Use and Health: Detailed Tables*,¹ which are based on RUF data. As noted in the 2021 PUF codebook introduction at <https://datafiles.samhsa.gov/>, users are encouraged to apply precision-based suppression rules to estimates from the PUF.

The exhibit number for each example and a description of the example are provided in [Table G.1](#).

Table G.1 Summary of SUDAAN[®], Stata, and SAS[®] Exhibits

| SUDAAN Exhibit | Stata Exhibit | SAS Exhibit | Description |
|----------------------|---------------------|---------------------|---|
| G.1 | G.2 | G.3 | Produces estimates (including means, totals, and the respective standard errors) |
| G.4 | G.5 | G.6 | Calculates the standard errors of totals produced in Exhibits G.1 to G.3 for domains forced to match their respective U.S. Census Bureau population estimates through poststratification during the weighting process |
| G.7 | | | Performs statistical tests of differences between means |
| G.8 | | | Calculates a confidence interval using estimates produced in Exhibit G.1 |
| G.9 | | | Calculates percentages and the associated standard errors |
| G.10 | | | Performs logistic regression (for binary response variables) |
| G.11 | | | Performs regression analysis (for continuous response variables) |

NOTE: An empty cell indicates that no SAS or Stata example is provided for that specific topic.

G.2 Guide for Defining Options for Analyzing NSDUH Data

Before running SUDAAN procedures, the input dataset must be sorted by the nesting variables (VESTR_C and VEREP),² or the NOTSORTED option must be used for SUDAAN to create an internal copy of the input dataset properly sorted by the nesting variables. The SUDAAN procedure DESCRIPT can then be run to produce unweighted sample sizes and weighted (using ANALWT_C for the 2021 PUF) sample sizes, means, totals, SEs of means and totals, and *p* values for testing the differences between means and totals.

¹ Center for Behavioral Health Statistics and Quality. (2022). *Results from the 2021 National Survey on Drug Use and Health: Detailed tables*. Substance Abuse and Mental Health Services Administration.

² VESTR_C = variance estimation (pseudo) stratum, and VEREP = variance estimation (pseudo) replicate within stratum.

Because of coronavirus disease 2019 (COVID-19), the 2021 NSDUH used multimode data collection, in which respondents completed the survey via the web or in person in eligible locations. Methodological investigations led to the conclusion that estimates based on multimode data collection in 2021 are not comparable with estimates from 2020 or prior years. For more details, see Chapter 6 of the *2021 National Survey on Drug Use and Health (NSDUH): Methodological Summary and Definitions*.³

The SAS procedure SURVEYMEANS is used in [Exhibit G.3](#) (shown grouped with [Exhibits G.1](#) and [G.2](#) later in this appendix). Note that SAS also uses VESTR_C and VEREP as nesting variables; however, as previously noted, the data do not need to be sorted.

The options described in the following sections are specified within the SUDAAN and SAS examples to correctly produce estimates using NSDUH data. Stata and SAS commands can be run without the data being sorted; however, it should be noted that Stata code is case sensitive.

G.3 Design

Because of NSDUH's complex sample design, estimates are calculated using a method in SUDAAN that is unbiased for linear statistics. This method is based on multistage clustered sample designs where the first-stage (primary) sampling units are drawn with replacement. In SUDAAN, a user must specify DESIGN=WR (meaning with replacement). Note that with Stata and SAS, the design does not need to be indicated because the svyset command in Stata and the SURVEYMEANS procedure in SAS use Taylor linearized variance estimation as a default.

G.4 Nesting Variables

The NSDUH nesting variables (VESTR_C and VEREP) are used to capture explicit stratification and to identify clustering with the NSDUH data, which are needed to compute the variance estimates correctly. Two replicates per year were defined within each variance stratum (VESTR_C). In SUDAAN, users must use the NEST statement within one of the appropriate SUDAAN procedures. In the NEST statement, the variance stratum variable should be listed first, followed by the primary sampling unit variable; that is, the VESTR_C variable should be listed first, followed by the VEREP variable. In SAS, users must use the STRATA and CLUSTER statements within one of the appropriate SAS procedures. VESTR_C should be listed in the STRATA statement, and VEREP should be listed in the CLUSTER statement. The NEST statement in SUDAAN and the STRATA and CLUSTER statements in SAS will need to be used each time one of the appropriate SUDAAN or SAS procedures are used, respectively. In Stata, the nesting variables are specified in the svyset command.

G.5 Degrees of Freedom

The degrees of freedom (DDF in SUDAAN and dof in Stata) are 60 for the 2002 to 2013 NSDUH national estimates and 50 for the 2014 NSDUH and onward national estimates under the new sampling design established in the 2014 NSDUH. When combining any set of years of data (i.e., 2018 and 2019), the degrees of freedom remain the same as if the set were a single

³ Center for Behavioral Health Statistics and Quality. (2022). *2021 National Survey on Drug Use and Health: Methodological summary and definitions*. Substance Abuse and Mental Health Services Administration.

year (e.g., 50 for national estimates) when these years are part of the same sample design. When combining a pair of years with different degrees of freedom (i.e., 2013 and 2014), the specific number of degrees of freedom can be computed by counting the unique values of VESTR_C or VESTR. For example, when producing estimates by combining data for 2018 and 2019, DDF=50 can be used because the sample design remained the same across those 2 years. When combining data for 2013 and 2014, DDF=110 because the sample design changed in 2014. Note that 2021 data should not be combined with data from prior years.

When comparing estimates in two domains with different degrees of freedom, researchers should err on the conservative side and use the smaller degrees of freedom. For example, when comparing 2013 estimates with 2014 estimates, use DDF=50. For details about degrees of freedom, see Chapter 6 in the *2020 National Survey on Drug Use and Health Methodological Resource Book, Section 13: Statistical Inference Report*.⁴ To specify the degrees of freedom in SUDAAN, the DDF = option on the procedure statement is used. This option should be used each time one of the appropriate SUDAAN procedures is used to ensure correct calculations. The provided SAS exhibits do not include testing or calculation of confidence intervals; therefore, options for specifying degrees of freedom are not shown. In Stata, the degrees of freedom are specified as a design option in the svyset command, “dof(50).”

G.6 Design Effect

The option DEFT4 within SUDAAN provides the correct measure of variance inflation due to stratification (or blocking), clustering, and unequal weighting in NSDUH estimation. The design effect cannot be output directly from the SURVEYMEANS procedure in SAS.

G.7 Examples of SUDAAN, SAS, and Stata Code

G.7.1 Generation of Estimates

[Exhibits G.1](#) through [G.3](#) demonstrate how to compute estimates for past month alcohol use by gender using (1) the SUDAAN DESCRIPT procedure, (2) the Stata svy: mean and svy: total commands, and (3) the SAS SURVEYMEANS procedure, respectively. The SUDAAN example includes code to compute the prevalence estimate (MEAN), SE of the mean (SEMEAN), weighted sample size (WSUM), unweighted sample size (NSUM), weighted total (TOTAL), and SE of the total (SETOTAL). The Stata svy: mean and svy: total commands and the SAS SURVEYMEANS procedure will produce the same estimates. Whether the SETOTAL is taken directly from SUDAAN or from Stata or SAS code depends on whether the specified domain (i.e., gender in this example) is among those forced to match their respective U.S. Census Bureau population estimates through the weight calibration process. For details about calculating the SE of totals, see the Variance Estimation of Estimated Numbers of Individuals section of the 2021 PUF codebook introduction at <https://datafiles.samhsa.gov/>. For examples of code to calculate the SEs of totals, see Section G.7.2 on Standard Errors of the Totals.

⁴ Center for Behavioral Health Statistics and Quality. (2022). *2020 National Survey on Drug Use and Health (NSDUH) methodological resource book, Section 13: Statistical inference report*. <https://www.samhsa.gov/data/report/nsduh-2020-statistical-inference-report>

Exhibit G.1 SUDAAN DESCRIPT Procedure (Mean Estimate and Standard Error Generation by Gender)

```
PROC SORT DATA=DATANAME; /*SAS code to sort output dataset by Nesting Variables*/
BY VESTR_C VEREP;
RUN;

PROC DESCRIPT DATA=DATANAME DDF=50 DESIGN=WR FILETYPE=SAS DEFT4;
/*Alternatively, the DDF may change if using data combined across several years*/
NEST VESTR_C VEREP;
WEIGHT ANALWT_C; /*Standard single-year, PUF person-level analysis weight.
Alternatively, a created pooled weight could be used here to produce annual averages
based on combined years of data.*/
VAR ALCMON; /*Past month alcohol use analysis variable*/
SUBGROUP IRSEX;
      /*Gender variable, where male=1 & female=2*/
LEVELS 2;
TABLES IRSEX; /*by gender*/

PRINT WSUM NSUM MEAN SEMEAN TOTAL SETOTAL / REPLACE STYLE=NCHS;
OUTPUT WSUM MEAN SEMEAN TOTAL SETOTAL NSUM DEFFMEAN /REPLACE
      NSUMFMT=F8.0 WSUMFMT=F12.0 MEANFMT=F15.10 SEMEANFMT=F15.10 DEFFMEANFMT=F15.10
      TOTALEFMT=F12.0 SETOTALEFMT=F12.0 FILENAME="OUT.SUDFILE";

TITLE "ESTIMATES OF PAST MONTH ALCOHOL USE BY GENDER";
RUN;
```

Note: The following CLASS statement could be used in place of SUBGROUP and LEVELS statements in the above example:

```
CLASS IRSEX;
```

Note: See Section G.7.2 on Standard Errors of the Totals and [Exhibit G.4](#) in this appendix for information on the correct calculation of standard errors of the total.

Exhibit G.2 Stata COMMANDS svy: mean and svy: total (Mean Estimate and Standard Error Generation by Gender)

```
use using ".\\dataname.dta", clear

/*Ensure all variables are lower case*/
rename *, lower

/*ID Nesting variables (VESTR_C and VEREP) and weight variable (ANALWT_C - standard
single-year, person-level analysis weight).*/
svyset verep [pw=analwt_c], strata(vestr_c) dof(50)

gen total_out=.
gen setotal=.
gen mean_out=.
gen semean=.
gen nsum=.
gen wsum=.
gen deffmean=.
```

(continued)

Exhibit G.2 Stata COMMANDS svy: mean and svy: total (Mean Estimate and Standard Error Generation by Gender) (continued)

```
/*Estimated means of past month alcohol use by gender*/

/*Gender variable, where male=1 & female=2*/
svy: mean alcmon, over(irsex)
matrix M=e(b) /*Store mean estimates in matrix M*/
matrix S=e(V) /*Store variances in matrix S*/
matrix N=e(_N) /*Store sample sizes in matrix N*/
matrix W=e(_N_subp) /*Store weighted sample sizes in matrix W*/

estat effects, deff srssubpop /*Obtain design effect*/
matrix D=e(deff) /*Store design effect in matrix D*/

/*Extract values stored in the M, S, N, W, and D matrices defined above to the
mean_out, semean, nsum, wsum, and deffmean variables. The loop ensures that the
appropriate values are extracted for each value of gender.*/
forvalues j=1/2 { /* number of gender categories*/
    replace mean_out=(M[1,`j']) if irsex==`j'
    replace semean=(sqrt(S[`j',`j'])) if irsex==`j'
    replace nsum=(N[1,`j']) if irsex==`j'
    replace wsum=(W[1,`j']) if irsex==`j'
    replace deffmean=(D[1,`j']) if irsex==`j'
}

/*Estimated Totals*/
svy: total alcmon, over(irsex)

matrix M=e(b) /*Store total estimates in matrix M*/
matrix S=e(V) /*Store variances in matrix S*/

/*Extract values stored in the M and S matrices defined above to the total_out and
setotal variables. The loop ensures that the appropriate values are extracted for value
of gender.*/

forvalues j=1/2 { /* number of gender categories*/
    replace total_out=(M[1,`j']) if irsex==`j'
    replace setotal=(sqrt(S[`j',`j'])) if irsex==`j'
}

keep wsum mean_out semean total_out setotal nsum deffmean irsex

duplicates drop irsex, force /*keep one record per subpopulation
of interest*/
```

(continued)

Exhibit G.2 Stata COMMANDS svy: mean and svy: total (Mean Estimate and Standard Error Generation by Gender) (continued)

```
/*Format wsum, mean_out, semean, total_out, settotal, nsum, and deffmean variables to control appearance in output.*/

format wsum %-12.0fc
format mean_out %-15.10f
format semean %-15.10f
format total_out %-12.0fc
format settotal %-12.0fc
format nsum %-8.0fc
format deffmean %-15.10f

/*Estimates of past month alcohol use by year and gender*/
list irsex wsum nsum mean_out semean total_out settotal
```

Note: See Section G.7.2 on Standard Errors of the Totals and [Exhibit G.5](#) in this appendix for information on the correct calculation of standard errors of the total.

Exhibit G.3 SAS SURVEYMEANS Procedure (Mean Estimate and Standard Error Generation by Gender)

```
TITLE "ESTIMATES OF PAST MONTH ALCOHOL USE BY GENDER";
PROC SURVEYMEANS DATA=DATANAME SUMWGT NOBS MEAN SUM;
STRATA VESTR_C; /*Nesting variable - strata*/
CLUSTER VEREP; /*Nesting variable - PSU*/
WEIGHT ANALWT_C; /*Standard single-year, PUF person-level analysis weight. Alternatively, a created pooled weight could be used here to produce annual averages based on combined years of data.*/
VAR ALCMON; /*Past month alcohol use analysis variable*/
DOMAIN IRSEX; /*Gender*/
           /*Gender variable, where male=1 & female=2*/
ODS OUTPUT DOMAIN=OUT.SASFILE;
RUN;
```

Note: See Section G.7.2 on Standard Errors of the Totals and [Exhibit G.6](#) in this appendix for information on the correct calculation of standard errors of the total.

G.7.2 Standard Errors of the Totals

The SE for the mean (or proportion) is obtained directly from SUDAAN and SAS in the output variables SEMEAN ([Exhibit G.1](#)) and STDERR ([Exhibit G.3](#)), respectively, and the SEMEAN is calculated in Stata by taking the square root of the variance ([Exhibit G.2](#)). However, to compute the SE of the totals, NSDUH implements different methods depending on whether the specified domain (i.e., gender in this example) is forced to match its respective U.S. Census Bureau population estimates through poststratification during the weighting process. For those domains that are free of sampling error, an alternative SE estimation method to using SUDAAN is applied to estimate the SE of the totals. In the Variance Estimation of Estimated Numbers of Individuals section of the 2021 PUF codebook introduction at <https://datafiles.samhsa.gov/>, [Table G.1](#) lists the demographic domains that use the alternative SE estimation method. For these domains (e.g., forced to match the U.S. Census Bureau population estimates), the SE of the total is calculated as SETOTAL (SE of controlled domain) = WSUM (weighted sample size) ×

SEMEAN (SE for the mean/proportion). For all other domains (e.g., those not forced to match the U.S. Census Bureau population estimates), the SE of the total is obtained directly from SUDAAN and SAS in the output variables SETOTAL and STDDEV, respectively. Because gender is one of the domains that uses the alternative SE estimation method, the SE of the totals would not be taken directly from the examples in [Exhibits G.1](#) through [G.3](#), but rather would be computed using the formula shown in [Exhibits G.4](#) through [G.6](#). Note that the formula is the same in [Exhibits G.4](#) through [G.6](#). [Exhibit G.1](#) shows SUDAAN code, [Exhibits G.2](#) and [G.5](#) use Stata code, and [Exhibits G.3](#), [G.4](#), and [G.6](#) use SAS code.

Exhibit G.4 SAS Code Based on SUDAAN Output (Calculation of Standard Error [SE] of Totals Using the Alternative SE Estimation Method)

```

DATA ESTIMATE;
SET OUT.SUDFILE; /*input the output file from above SUDAAN procedure*/
/*****
Define SETOTAL for gender because it is a domain forced to match its respective U.S.
Census Bureau population estimates.
In the SUDAAN procedure in Exhibit G.1, IRSEX is in the subgroup
Statement with 2 levels indicated. Therefore, values for 0=total males &
females, 1=males, and 2=females are automatically produced.
*****/

IF IRSEX IN (0,1,2) THEN SETOTAL=WSUM*SEMEAN;

RUN;

```

Exhibit G.5 Stata Code Based on Stata Output (Calculation of Standard Error [SE] of Totals Using the Alternative SE Estimation Method)

```

generate setotal2=wsum*semean
replace setotal = setotal2 if inlist(irsex,1,2)
/*Note, Stata does not automatically produce overall estimates, i.e., irsex=0*/

```

Exhibit G.6 SAS Code Based on SAS Output (Calculation of Standard Error [SE] of Totals Using the Alternative SE Estimation Method)

```

DATA SASEST;
SET OUT.SASFILE; /*input the output file from above SAS procedure */

IF IRSEX IN (1,2) THEN SETOTAL=SUMWGT*STDERR;
/*Note, SAS does not automatically produce overall estimates, i.e., irsex=0*/

RUN;

```

G.7.3 Statistical Tests of Differences

Significance tests can be conducted on differences of prevalence estimates between two domains. For the SUDAAN example, testing of differences requires a separate PROC DESCRIPT run from the initial DESCRIPT run ([Exhibit G.1](#)) that produces the corresponding gender-specific estimates. Tests of differences can be generated using DESCRIPT's CONTRAST, PAIRWISE, or DIFFVAR statements. The SUDAAN example ([Exhibit G.7](#)) uses the DIFFVAR statement to test for differences of means between males and females of past month alcohol use estimates for all people aged 12 or older.

Exhibit G.7 SUDAAN DESCRIPT Procedure (Tests of Differences)

```
PROC DESCRIPT DATA=DATANAME DDF=50 DESIGN=WR FILETYPE=SAS;
/*Alternatively, the DDF may change if using data combined across several years*/
NEST VESTR_C VEREP;
WEIGHT ANALWT_C;
VAR ALCMON;
SUBGROUP IRSEX;
LEVELS 2;
  DIFFVAR IRSEX=(1 2) / NAME="MALES vs FEMALES";
PRINT WSUM NSUM MEAN SEMEAN T_MEAN P_MEAN /
  REPLACE STYLE=NCHS;
OUTPUT WSUM MEAN SEMEAN NSUM T_MEAN P_MEAN /
  REPLACE
  NSUMFMT=F8.0 WSUMFMT=F12.0 MEANFMT=F15.10 SEMEANFMT=F15.10 FILENAME="OUT.SUDTESTS";
TITLE "TESTS OF DIFFERENCES IN ESTIMATES OF PAST MONTH ALCOHOL BETWEEN MALES AND
FEMALES";
RUN;
```

Note: The following CLASS statement could be used in place of SUBGROUP and LEVELS statements in the above examples:

```
CLASS IRSEX;
```

When one or more contrasts are specified in SUDAAN, as in the DIFFVAR statement mentioned earlier, the output variable MEAN becomes the contrast mean where the number assigned to the output variable, CONTRAST, represents the tests in order of appearance in the SUDAAN code, and SEMEAN becomes the SE of the contrast mean. The examples provided earlier also output the *t*-statistic (T_MEAN) and the corresponding *p* value (P_MEAN).

G.7.4 Confidence Intervals

Confidence intervals can be calculated using means (MEAN) and SEs (SEMEAN) from PROC DESCRIPT in SUDAAN. After the means and SEs are obtained ([Exhibit G.1](#)), the code in [Exhibit G.8](#) can be used to create the 95 percent confidence intervals for means and totals.

Exhibit G.8 SAS Code Based on SUDAAN Output (Calculating a 95 Percent Confidence Interval)

```
DATA CI;
SET OUT.SUDFILE; /*output data from Exhibit G.1*/
T_QNTILE=TINV(0.975,50); /*define t-statistic*/
NUMBER=SEMEAN/(MEAN*(1-MEAN));
L=LOG(MEAN/(1-MEAN));

A=L-T_QNTILE*NUMBER;
B=L+T_QNTILE*NUMBER;

PLOWER=1/(1+EXP(-A));
PUPPER=1/(1+EXP(-B));
/*PLOWER AND PUPPER ARE THE 95% CIS ASSOCIATED WITH MEAN FROM SUDAAN*/
TLOWER=WSUM*PLOWER;
TUPPER=WSUM*PUPPER;
/*TLOWER AND TUPPER ARE THE 95% CIS ASSOCIATED WITH TOTAL FROM SUDAAN*/
RUN;
```

G.7.5 Calculating Percentages for Categories

[Exhibit G.9](#) demonstrates how to compute estimates corresponding to levels of a categorical variable. This example uses the number of days that marijuana was used in the past month among past month marijuana users. The variable that will be analyzed (MRJDDAYS) is a categorical variable with days grouped into four levels (1 = 1-2 days, 2 = 3-5 days, 3 = 6-19 days, 4 = 20+ days). Because SUDAAN now needs to estimate percentages and SEs for each level of the variable instead of computing only one estimate for the variable overall, the CATLEVEL statement is introduced, and the PERCENT and SEPERCENT keywords replace the MEAN and SEMEAN keywords.

Exhibit G.9 SUDAAN DESCRIPT Procedure (Frequency of Use; i.e., Number of Days Used Substance in the Past Month among Past Month Users)

```
PROC DESCRIPT DATA=DATANAME DDF=50 DESIGN=WR FILETYPE=SAS DEFT4;
/*Alternatively, the DDF may change if using data combined across several years*/
NEST VESTR_C VEREP;
WEIGHT ANALWT_C; /*Standard single-year, PUF person-level analysis weight*/
VAR MRJDDAYS MRJDDAYS MRJDDAYS MRJDDAYS; /*Marijuana Use frequency in the past month
variable: 1=1-2 days, 2=3-5 days, 3=6-19 days, 4=20+ days, 5=did not use marijuana in the
past month*/
CATLEVEL 1 2 3 4; /*levels of MRJDDAYS to be shown in table*/
SUBGROUP MRJMON;
/*Past month marijuana use variable, where used in past month=1 & did not use in past
month=0*/
LEVELS 1;
TABLES MRJMON; /*Tables will show percents among marijuana users*/
PRINT WSUM NSUM PERCENT SEPERCENT TOTAL SETOTAL / REPLACE STYLE=NCHS;
OUTPUT WSUM PERCENT SEPERCENT TOTAL SETOTAL NSUM / REPLACE FILENAME="OUT.SUDFILE_FREQ";
TITLE "FREQUENCY OF MARIJUANA USE BY PAST MONTH MARIJUANA USERS";
RUN;
```

G.7.6 Regression Analysis

Multiple regression analysis can be implemented via PROC RLOGISTIC for logistic regression if the outcome is a binary variable or via PROC REGRESS for linear regression if the outcome is a continuous variable in SUDAAN to study the relationship between an outcome and several covariates. Parameters estimated will primarily include regression coefficients, SEs for beta coefficients, Wald chi-square test or *t*-test, *p* values, and odds ratios (for logistic regression only). [Exhibits G.10](#) and [G.11](#) demonstrate the SUDAAN syntax for such analyses using NSDUH PUF data. For details about regression analyses using SUDAAN, see the SUDAAN operations manual.⁵

Exhibit G.10 SUDAAN RLOGIST Procedure

```
/*Association between alcohol past month use and demographic variables, recode IRMARIT=99 to
IRMARIT=5*/
PROC RLOGIST DATA=DATANAME DDF=50 DESIGN=WR FILETYPE=SAS;
/*Alternatively, the DDF may change if using data combined across several years*/
NEST VESTR_C VEREP;
WEIGHT ANALWT_C;
REFLEVEL AGE3=1 NEWRACE2 =1 INCOME=1; /*Specify Reference Level if not using the default level,
by default, the last level is the reference level*/
SUBGROUP AGE3 IRSEX NEWRACE2 IRMARIT INCOME;
LEVELS 11 2 7 5 4;
MODEL ALCMON=AGE3 IRSEX NEWRACE2 IRMARIT INCOME; /*Model Covariates*/
SETENV DECWIDTH=6 COLWIDTH=18;
PRINT BETA="BETA" SEBETA="STDERR" DEFT="DESIGN EFFECT" T_BETA="T:BETA=0" P_BETA="P-VALUE"/
RISK=ALL TESTS=DEFAULT T_BETAfmt=F8.2 WALDCHIFMT=f6.2 ORFMT=f10.2 LOWORFMT=f10.2 UPORFMT=f10.2
DFFMT=f7.0;
OUTPUT BETA SEBETA T_BETA P_BETA / REPLACE FILENAME="OUT.MODEL_OUTPUT";
TITLE " MODEL OF ALCMON ";
RUN;
```

Exhibit G.11 SUDAAN REGRESS Procedure

```
/*Association between Body Mass Index and demographic variables, recode IRMARIT=99 to
IRMARIT=5*/
PROC REGRESS DATA=DATANAME DDF=50 DESIGN=WR FILETYPE=SAS;
/*Alternatively, the DDF may change if using data combined across several years*/
NEST VESTR_C VEREP;
WEIGHT ANALWT_C;
REFLEVEL AGE3=1 NEWRACE2 =1 INCOME=1; /*Specify Reference Level if not using the default level,
by default, the last level is the reference level*/
SUBGROUP AGE3 IRSEX NEWRACE2 IRMARIT INCOME;
LEVELS 11 2 7 5 4;
MODEL BMI2=AGE3 IRSEX NEWRACE2 IRMARIT INCOME; /*Model Covariates*/
SETENV DECWIDTH=6 COLWIDTH=18;
PRINT BETA="BETA" SEBETA="STDERR" DEFT="DESIGN EFFECT" T_BETA="T:BETA=0" P_BETA="P-VALUE"/
TESTS=DEFAULT T_BETAfmt=F8.2 WALDCHIFMT=f6.2 DFFMT=f7.0;
OUTPUT BETA SEBETA T_BETA P_BETA / REPLACE FILENAME="OUT.MODEL_OUTPUT";
TITLE " MODEL OF BMI2";
RUN;
```

G.8 Examples of Selected 2021 PUF Tables

[Tables G.2](#) through [G.4](#) are examples of tables of estimates and SEs produced using the 2021 NSDUH PUF and are similar in format to the 2021 Detailed Tables.

⁵ RTI International. (2018). *SUDAAN*[®], Release 11.0.3 [computer software].

Table G.2 Alcohol Use, Binge Alcohol Use, and Heavy Alcohol Use in the Past Month: Among People Aged 12 or Older; by Demographic Characteristics, Percentages and Standard Errors, 2021 NSDUH Public Use File Estimates

| Demographic Characteristic | ALCOHOL USE | | BINGE ALCOHOL USE | | HEAVY ALCOHOL USE | |
|---|-------------|------|-------------------|------|-------------------|------|
| | Estimate | SE | Estimate | SE | Estimate | SE |
| TOTAL | 47.4 | 0.43 | 21.6 | 0.31 | 5.9 | 0.18 |
| AGE | | | | | | |
| 12-17 | 6.9 | 0.52 | 3.8 | 0.38 | 0.4 | 0.11 |
| 18-25 | 49.7 | 0.87 | 29.2 | 0.70 | 7.2 | 0.41 |
| 26 or Older | 51.9 | 0.50 | 22.5 | 0.39 | 6.4 | 0.21 |
| GENDER | | | | | | |
| Male | 50.0 | 0.60 | 23.7 | 0.48 | 7.4 | 0.32 |
| Female | 44.9 | 0.53 | 19.5 | 0.46 | 4.5 | 0.20 |
| HISPANIC ORIGIN AND RACE | | | | | | |
| Not Hispanic or Latino | 48.7 | 0.46 | 21.3 | 0.36 | 6.2 | 0.19 |
| White | 52.2 | 0.55 | 22.0 | 0.46 | 6.8 | 0.26 |
| Black or African American | 40.9 | 1.12 | 21.4 | 0.99 | 5.2 | 0.50 |
| American Indian or Alaska Native | 37.8 | 4.11 | 21.3 | 3.33 | 7.9 | 1.95 |
| Native Hawaiian or Other Pacific Islander | 30.3 | 5.13 | 21.4 | 5.61 | 5.2 | 2.53 |
| Asian | 31.8 | 1.51 | 11.1 | 0.91 | 1.9 | 0.31 |
| Two or More Races | 44.2 | 2.31 | 26.8 | 2.39 | 5.6 | 1.07 |
| Hispanic or Latino | 41.6 | 1.20 | 23.0 | 0.81 | 4.7 | 0.42 |

PUF = public use file; SE = standard error that is associated with the PUF estimate.

NOTE: NSDUH PUFs are available for download at <https://datafiles.samhsa.gov/>.

NOTE: PUF estimates in this table might differ from the estimates in the “Tobacco Product and Alcohol Use” detailed tables, which are based on restricted-use data.

NOTE: Binge alcohol use is defined as drinking five or more drinks (for males) or four or more drinks (for females) on the same occasion (i.e., at the same time or within a couple of hours of each other) on at least 1 day in the past 30 days. In 2015, the definition for females changed from five to four drinks. Heavy alcohol use is defined as binge drinking on the same occasion on each of 5 or more days in the past 30 days; all heavy alcohol users are also binge alcohol users.

NOTE: No precision-based suppression rules have been applied to this table; users are encouraged to apply appropriate suppression rules as needed.

Source: SAMHSA, Center for Behavioral Health Statistics and Quality, National Survey on Drug Use and Health, 2021.

Table G.3 Tobacco Product Use in Lifetime, Past Year, and Past Month: Among People Aged 12 or Older; by Demographic Characteristics, Percentages and Standard Errors, 2021 NSDUH Public Use File Estimates

| Demographic Characteristic | LIFETIME | | PAST YEAR | | PAST MONTH | |
|---|----------|------|-----------|------|------------|------|
| | Estimate | SE | Estimate | SE | Estimate | SE |
| TOTAL | 56.7 | 0.55 | 24.1 | 0.35 | 19.6 | 0.35 |
| GENDER | | | | | | |
| Male | 63.4 | 0.65 | 29.4 | 0.53 | 24.0 | 0.56 |
| Female | 50.4 | 0.67 | 19.0 | 0.38 | 15.4 | 0.35 |
| HISPANIC ORIGIN AND RACE | | | | | | |
| Not Hispanic or Latino | 59.6 | 0.56 | 25.3 | 0.43 | 21.0 | 0.41 |
| White | 65.0 | 0.65 | 26.3 | 0.54 | 21.8 | 0.51 |
| Black or African American | 45.9 | 1.01 | 26.0 | 0.90 | 22.2 | 0.90 |
| American Indian or Alaska Native | 62.9 | 5.48 | 35.2 | 4.06 | 32.1 | 4.08 |
| Native Hawaiian or Other Pacific Islander | 53.8 | 7.03 | 38.2 | 7.59 | 22.2 | 5.87 |
| Asian | 32.3 | 1.80 | 10.3 | 1.13 | 8.6 | 1.12 |
| Two or More Races | 57.3 | 1.81 | 27.8 | 2.27 | 24.0 | 2.14 |
| Hispanic or Latino | 43.6 | 1.13 | 18.4 | 0.67 | 13.2 | 0.64 |

PUF = public use file; SE = standard error that is associated with the PUF estimate.

NOTE: NSDUH PUFs are available for download at <https://datafiles.samhsa.gov/>.

NOTE: PUF estimates in this table might differ from the estimates in the “Tobacco Product and Alcohol Use” detailed tables, which are based on restricted-use data.

NOTE: Tobacco products include cigarettes, smokeless tobacco (i.e., snuff, dip, chewing tobacco, or snus), cigars, or pipe tobacco. Tobacco product use in the past year excludes past year pipe tobacco use but includes past month pipe tobacco use.

NOTE: No precision-based suppression rules have been applied to this table; users are encouraged to apply appropriate suppression rules as needed.

Source: SAMHSA, Center for Behavioral Health Statistics and Quality, National Survey on Drug Use and Health, 2021.

Table G.4 Serious Mental Illness in the Past Year: Among Adults Aged 18 or Older; by Age Group and Demographic Characteristics, Percentages and Standard Errors, 2021 NSDUH Public Use File Estimates

| Demographic Characteristic | TOTAL | | AGED 18-25 | | AGED 26-49 | | AGED 50+ | |
|---|----------|------|------------|------|------------|------|----------|------|
| | Estimate | SE | Estimate | SE | Estimate | SE | Estimate | SE |
| TOTAL | 5.5 | 0.20 | 11.4 | 0.45 | 7.0 | 0.29 | 2.5 | 0.26 |
| GENDER | | | | | | | | |
| Male | 4.0 | 0.19 | 6.8 | 0.51 | 5.7 | 0.34 | 1.7 | 0.29 |
| Female | 6.9 | 0.32 | 16.0 | 0.82 | 8.3 | 0.44 | 3.3 | 0.43 |
| HISPANIC ORIGIN AND RACE | | | | | | | | |
| Not Hispanic or Latino | 5.7 | 0.23 | 12.0 | 0.50 | 7.7 | 0.32 | 2.6 | 0.29 |
| White | 6.1 | 0.26 | 13.5 | 0.60 | 8.7 | 0.46 | 2.7 | 0.32 |
| Black or African American | 4.3 | 0.48 | 6.9 | 0.98 | 5.4 | 0.68 | 2.3 | 0.88 |
| American Indian or Alaska Native | 8.8 | 2.58 | 20.4 | 6.61 | 6.3 | 2.11 | 5.5 | 4.14 |
| Native Hawaiian or Other Pacific Islander | 4.9 | 2.27 | 10.6 | 5.85 | 6.3 | 3.75 | 0.1 | 0.16 |
| Asian | 3.1 | 0.61 | 7.4 | 1.64 | 3.4 | 0.80 | 1.1 | 1.09 |
| Two or More Races | 8.1 | 1.12 | 15.4 | 3.02 | 7.9 | 1.63 | 4.0 | 1.64 |
| Hispanic or Latino | 4.6 | 0.43 | 9.5 | 0.98 | 4.4 | 0.52 | 2.3 | 0.66 |
| HEALTH INSURANCE¹ | | | | | | | | |
| Private | 4.5 | 0.19 | 12.2 | 0.66 | 5.6 | 0.33 | 1.5 | 0.19 |
| Medicaid/CHIP ² | 8.3 | 0.58 | 10.6 | 1.07 | 9.4 | 0.66 | 5.7 | 0.98 |
| Other ³ | 4.2 | 0.36 | 12.1 | 1.63 | 13.6 | 1.17 | 2.6 | 0.37 |
| No Coverage | 6.1 | 0.58 | 9.0 | 1.08 | 6.8 | 0.81 | 2.1 | 0.73 |
| CURRENT EMPLOYMENT | | | | | | | | |
| Full-Time | 4.9 | 0.24 | 10.7 | 0.84 | 5.4 | 0.30 | 2.2 | 0.42 |
| Part-Time | 7.2 | 0.55 | 13.1 | 0.82 | 8.8 | 1.11 | 2.0 | 0.73 |
| Unemployed | 8.7 | 0.83 | 12.8 | 1.74 | 9.2 | 1.21 | 4.2 | 2.08 |
| Other ⁴ | 5.2 | 0.35 | 10.5 | 1.03 | 10.2 | 0.80 | 2.8 | 0.35 |

PUF = public use file; SE = standard error that is associated with the PUF estimate.

NOTE: NSDUH PUFs are available for download at <https://datafiles.samhsa.gov/>.

NOTE: PUF estimates in this table might differ from the estimates in the "Adult Mental Health" detailed tables, which are based on restricted-use data.

NOTE: Serious mental illness (SMI) aligns with *Diagnostic and Statistical Manual of Mental Disorders, 4th edition (DSM-IV)*, criteria and is defined as having a diagnosable mental, behavioral, or emotional disorder, other than a developmental or substance use disorder. Estimates of SMI are a subset of estimates of any mental illness (AMI) because SMI is limited to persons with AMI that resulted in serious functional impairment. These mental illness estimates are based on a predictive model and are not direct measures of diagnostic status.

NOTE: No precision-based suppression rules have been applied to this table; users are encouraged to apply appropriate suppression rules as needed.

¹ Respondents could indicate multiple types of health insurance; thus, these response categories are not mutually exclusive.

² CHIP is the Children's Health Insurance Program. Individuals aged 19 or younger are eligible for this plan.

³ Other health insurance is defined as having Medicare, military-related health care, or any other type of health insurance.

⁴ The other employment category includes students, persons keeping house or caring for children full time, retired or disabled persons, or other persons not in the labor force.

Source: SAMHSA, Center for Behavioral Health Statistics and Quality, National Survey on Drug Use and Health, 2021.