

2020 NATIONAL SURVEY ON DRUG USE AND HEALTH

PUBLIC USE FILE CODEBOOK

Substance Abuse and Mental Health Services Administration
Center for Behavioral Health Statistics and Quality
Rockville, Maryland 20857

October 28, 2021

2020 NATIONAL SURVEY ON DRUG USE AND HEALTH

PUBLIC USE FILE CODEBOOK

Contract No. HHSS283201700002C

Project No. 0215638

Deliverable 56

For questions about this codebook and data file, please e-mail
Marlon.Daniel@samhsa.hhs.gov.

Prepared for: Substance Abuse and Mental Health Services Administration,
Rockville, Maryland

Prepared by: RTI International, Research Triangle Park, North Carolina

Data File Name: PUF2020_102521
October 28, 2021

Recommended Citation: Center for Behavioral Health Statistics and Quality.
(2021). *2020 National Survey on Drug Use and Health Public Use File
Codebook*, Substance Abuse and Mental Health Services Administration,
Rockville, MD

Table of Contents

Section	Page
Introduction	i-1
1. NSDUH Overview	i-1
2. Codebook Overview	i-3
3. Questionnaire Changes for the 2020 NSDUH	i-5
3.1 Changes for the Entire Data Collection Period	i-5
3.2 Clinical Validation Study Questions in Quarter 1	i-6
3.3 Questionnaire Changes for Quarter 4, Regardless of Interview Mode	i-6
3.4 Questionnaire Changes for Quarter 4 Web Interviews	i-7
4. Additional Historical Changes to NSDUH Variables of Note	i-8
5. Organization of the Data File	i-9
6. Strengths and Limitations of NSDUH	i-11
7. Sample Design Overview	i-12
7.1 Stratification and Selection of Primary, Secondary, and Tertiary Sampling Units (Census Tracts, Census Block Groups, and Area Segments)	i-14
7.2 Selection of Dwelling Units	i-15
7.3 Selection of Individuals	i-16
7.4 Sample Design Variables	i-16
8. Data Collection and Response Rates	i-17
9. Sample Weights	i-19
10. Usable Interviews	i-20
11. Logical Editing	i-22
11.1 Editing Procedure for Tobacco through Methamphetamine	i-23
11.2 Editing Procedure for Prescription Drug Variables	i-24
11.3 Standard Code Conventions	i-25
12. Statistical Imputation	i-26
12.1 Imputation Indicators	i-28
12.2 Constraints and Consistency	i-29
13. Variance Estimation of Estimated Numbers of Individuals	i-30
14. Statistical Significance of Differences	i-33
15. Confidentiality of Data	i-35
16. Public Use File Weight Calibration	i-36
17. Public Use File Estimates and Standard Errors	i-37
18. Special Types of Analyses	i-39

List of Tables

Table	Page
1. <u>Demographic Domains for the Public Use File That Should Use the Alternative Standard Error Estimation Method for Calculating the Standard Errors of the Estimated Number of Individuals, Totals: 2020</u>	i-32
2. <u>Past Month Marijuana Prevalence and Standard Error Ratios of the Public Use File Subsample to the Full Sample, by Seven Domains: 2020</u>	i-38
3. <u>Past Year Heroin Prevalence and Standard Error Ratios of the Public Use File Subsample to the Full Sample, by Seven Domains: 2020</u>	i-38

TABLE OF CONTENTS

TABLE OF CONTENTS

IDENTIFICATION3

SELF-ADMINISTERED SUBSTANCE USE SECTIONS4

 TOBACCO4

 ALCOHOL16

 MARIJUANA21

 COCAINE25

 CRACK29

 HEROIN32

 HALLUCINOGENS35

 INHALANTS48

 METHAMPHETAMINE56

 PAIN RELIEVERS SCREENER60

 TRANQUILIZERS SCREENER61

 STIMULANTS SCREENER62

 SEDATIVES SCREENER63

 PAIN RELIEVERS64

 TRANQUILIZERS73

 STIMULANTS79

 SEDATIVES87

IMPUTED SUBSTANCE USE93

 RECENCY OF DRUG USE93

 PAST YEAR FREQUENCY OF USE102

 PAST MONTH FREQUENCY OF USE105

 AGE/DATE OF FIRST DRUG USE110

 RECODED DRUG USE120

OTHER SELF-ADMINISTERED SECTIONS160

 SPECIAL DRUGS160

 RECODED SPECIAL DRUGS172

 RISK/AVAILABILITY174

 RECODED RISK/AVAILABILITY179

 BLUNTS181

 SUBSTANCE DEPENDENCE AND ABUSE185

 IMPUTED SUBSTANCE DEPENDENCE AND ABUSE248

 RECODED SUBSTANCE DEPENDENCE AND ABUSE257

 DSM-5 SUBSTANCE USE DISORDER266

 IMPUTED DSM-5 SUBSTANCE USE DISORDER269

 RECODED DSM-5 SUBSTANCE USE DISORDER275

 SPECIAL TOPICS277

 RECODED SPECIAL TOPICS284

 PRIOR SUBSTANCE USE286

 DRUG TREATMENT303

 RECODED DRUG TREATMENT336

 HEALTH353

 RECODED HEALTH367

 ADULT MENTAL HEALTH SERVICE UTILIZATION368

 RECODED ADULT MENTAL HEALTH SERVICE UTILIZATION385

 SOCIAL ENVIRONMENT392

 YOUTH EXPERIENCES394

 RECODED YOUTH EXPERIENCES409

 MENTAL HEALTH415

 RECODED MENTAL HEALTH423

 ADULT DEPRESSION429

 RECODED ADULT DEPRESSION447

 YOUTH MENTAL HEALTH SERVICE UTILIZATION452

 RECODED YOUTH MENTAL HEALTH SERVICE UTILIZATION475

 ADOLESCENT DEPRESSION495

 RECODED ADOLESCENT DEPRESSION513

 CONSUMPTION OF ALCOHOL520

 RECODED CONSUMPTION OF ALCOHOL529

 EMERGING ISSUES533

 IMPUTED EMERGING ISSUES544

 RECODED EMERGING ISSUES546

 MARKET INFORMATION FOR MARIJUANA549

INTERVIEW INFORMATION566

DEMOGRAPHICS567

 DEMOGRAPHICS567

 IMPUTED DEMOGRAPHICS572

TABLE OF CONTENTS

RECODED DEMOGRAPHICS.....	573
EDUCATION	575
RECODED EDUCATION.....	579
EMPLOYMENT	580
IMPUTED EMPLOYMENT.....	586
HOUSEHOLD COMPOSITION (ROSTER).....	587
PROXY INFORMATION.....	589
HEALTH INSURANCE	590
IMPUTED HEALTH INSURANCE.....	595
RECODED HEALTH INSURANCE.....	597
INCOME.....	598
IMPUTED INCOME	599
RECODED INCOME	601
GEOGRAPHIC	602
COUNTY	602
SEGMENT.....	603
BLOCK.....	604
INDEX.....	605

APPENDICES

APPENDIX A	Drug Codes for Open-Ended Questions
APPENDIX B	Consolidated Drug OTHER Specify Tables
APPENDIX C	Tobacco Brand Codes for Open-Ended Questions
APPENDIX D	Nicotine Dependence and Substance Use Disorder
APPENDIX E	Recoded Mental Health
APPENDIX F	Recoded Depression Variable Documentation
APPENDIX G	Key Mental Health Variables
APPENDIX H	Sample SUDAAN®, SAS®, and Stata Code and Public Use File Estimates

Introduction

This codebook provides documentation for the 2020 National Survey on Drug Use and Health (NSDUH) public use data file. NSDUH is sponsored by the Center for Behavioral Health Statistics and Quality within the Substance Abuse and Mental Health Services Administration (SAMHSA) and is conducted by RTI International, Research Triangle Park, North Carolina.¹

1. NSDUH Overview

The primary purpose of NSDUH is to measure the prevalence and correlates of substance use and mental health issues in the United States. The survey started in 1971 and was conducted periodically until 1990 when it became an annual survey. Since 1991, the target population has been the civilian, noninstitutionalized population of the United States aged 12 or older at the time of the survey. Currently, public use files (PUFs) are available for surveys from 1979 onward.

Since 1971, NSDUH has undergone many changes. The most notable changes and the impacts of those changes are listed below:

- 1999
 - The survey sample switched from a national sample design to a 50-state design with an independent, multistage area probability sample for each of the 50 states and the District of Columbia.
 - The method of data collection changed from a paper questionnaire administration to computer-assisted interviewing (CAI), using a combination of computer-assisted personal interviewing (CAPI) conducted by field interviewers (FIs) and audio computer-assisted self-interviewing (ACASI).
 - Due to these changes, only limited comparisons can be made between data from the redesigned surveys starting in 1999 and onward and data obtained from surveys prior to 1999.
- 2002
 - The survey's name was changed from the National Household Survey on Drug Abuse (NHSDA) to the National Survey on Drug Use and Health (NSDUH).
 - Each NSDUH respondent was offered an incentive of \$30, initially resulting in improved survey response rates. In recent years, however, response rates have been declining and were lower in 2020 than in previous years.²
 - New population data from the 2000 decennial census became available for use in NSDUH's sample weighting procedures.
 - The 2002 data constituted a new baseline for tracking trends in substance use and other measures. It is not considered appropriate to make comparisons of the 2002

¹ RTI International is a registered trademark and a trade name of Research Triangle Institute.

² The addition of web-based data collection in Quarter 4, 2020, increased the number of interviews that were completed but resulted in lower response rates than in-person data collection. Also, Quarter 4 in-person response rates were negatively affected by the coronavirus disease 2019 (COVID-19) pandemic.

and later years' estimates with 2001 and earlier NHSDA estimates. If comparisons such as these are made, it is recommended they be interpreted with caution.³

- 2015
 - The questionnaire underwent a partial redesign in 2015 to improve the quality of the NSDUH data and to address the changing needs of policymakers and researchers with regard to substance use and mental health issues. Details on these changes can be found in the 2015 codebook and other reports.
 - The number of allowable characters in a variable name was expanded for new variables created for 2015. Specifically, the number of allowable characters was expanded from a limit of 8 characters in 2014 and prior years to limits in 2015 of up to 9 characters for edited variables, up to 11 characters for imputed variables, and up to 12 characters for recoded variables.
 - The partial questionnaire redesign in 2015 caused many estimates to break trends. For more information on the effects of questionnaire changes since 2015 on trends, see the codebook variable notes or related NSDUH reports.^{4,5,6}
- 2020
 - SAMHSA suspended in-person data collection on the 2020 NSDUH on March 16, 2020, because of the coronavirus disease 2019 (COVID-19) pandemic. With administrative approval, a small-scale data collection effort was conducted July 16-22, 2020, to assess the feasibility of safely resuming in-person data collection. The small-scale data collection effort was conducted in selected counties of two states where data collection was deemed safe based on state- and county-level COVID-19 metrics. To reduce the impact on NSDUH data collection due to the COVID-19 pandemic, on September 11, 2020, SAMHSA approved the addition of web-based data collection. In Quarter 4 of 2020 (i.e., October to December), web-based interviewing became the primary mode of NSDUH data collection. Conventional in-person data collection was carried out wherever it was considered safe to do so based on county- and state-level COVID-19 metrics.
 - The two modes of data collection yielded differences in response and nonresponse patterns, which, in turn, led to changes in various aspects of data processing, such as weighting. See Section 9, Sample Weights, for more weighting details. For details on the weight calibration for the 2020 PUF weights, see Section 16, Public Use File Weight Calibration.
 - Independent of the 2020 data collection changes due to COVID-19, the 2020 NSDUH already included a clinical validation study (CVS) planned for the first 6

³ Office of Applied Studies. (2003). *Results from the 2002 National Survey on Drug Use and Health: National findings* (HHS Publication No. SMA 03-3836, NSDUH Series H-22). Rockville, MD: Substance Abuse and Mental Health Services Administration.

⁴ Center for Behavioral Health Statistics and Quality. (2016). *2015 National Survey on Drug Use and Health: Summary of the effects of the 2015 NSDUH questionnaire redesign: Implications for data users*. Retrieved from <https://www.samhsa.gov/data/>

⁵ Center for Behavioral Health Statistics and Quality. (2015). *National Survey on Drug Use and Health: 2014 and 2015 redesign changes*. Retrieved from <https://www.samhsa.gov/data/>

⁶ Center for Behavioral Health Statistics and Quality. (2016). *2015 National Survey on Drug Use and Health: Methodological summary and definitions*. Retrieved from <https://www.samhsa.gov/data/>

months of the 2020 NSDUH to assess revised substance use disorder (SUD) questions. The SUD questions, developed by SAMHSA, were revised to be consistent with the *Diagnostic and Statistical Manual of Mental Disorders*, 5th edition (DSM-5),⁷ criteria for SUD. The CVS was halted when data collection was stopped on March 16, 2020, because of the COVID-19 pandemic. See Sections 2.1.2.1 and 2.2.1.2 of the 2020 methodological summary and definitions for more details on sampling and data collection for the CVS.

- Given the differences in data collection periods, modes, and other methodological procedures between 2020 and prior NSDUH years, comparisons of 2020 estimates with those of prior years of NSDUH are discouraged. Caution is advised if 2020 and prior year estimates are compared. Caution should also be used when attempting to distinguish the effects on estimates due to true changes in the population⁸ (e.g., COVID-19, other events) from the effects due to methodological changes.

In addition to this introductory text, a description of the 2020 survey, including more detailed information on sample issues, can be found in several NSDUH documents that discuss methodological issues for 2020 or present key 2020 findings in tabular, graphical, and report formats. In the key findings documents, SAMHSA decided not to make statistical comparisons between 2020 estimates and those from applicable prior years. The following 2020 NSDUH documents are listed in the order of their release dates in 2021:

- Substance Abuse and Mental Health Services Administration. (2021). *Key substance use and mental health indicators in the United States: Results from the 2020 National Survey on Drug Use and Health* (HHS Publication No. PEP21-07-01-003, NSDUH Series H-56). Rockville, MD: Center for Behavioral Health Statistics and Quality, Substance Abuse and Mental Health Services Administration. Retrieved from <https://www.samhsa.gov/data/>
- Center for Behavioral Health Statistics and Quality. (2021). *Results from the 2020 National Survey on Drug Use and Health: Detailed tables*. Retrieved from <https://www.samhsa.gov/data/>
- Center for Behavioral Health Statistics and Quality. (2021). *2020 National Survey on Drug Use and Health: Methodological summary and definitions*. Retrieved from <https://www.samhsa.gov/data/>

2. Codebook Overview

As noted above, the 2020 data collection activities did not happen as planned in most of Quarters 2 and 3. The 2020 public use data file includes Quarter 1 (January to March 16) main study data, Quarter 3 data from the July 16-22 assessment, and Quarter 4 (October to December) data.

⁷ American Psychiatric Association. (2013). *Diagnostic and statistical manual of mental disorders* (DSM-5) (5th ed.). Arlington, VA: Author.

⁸ A true change in a population survey estimate across years is a change that is not plausibly explained by changes in survey data collection methods between those years.

For each variable in the 2020 public use data file, the codebook provides the variable name, a description of the variable, value codes and their meanings, and an unweighted univariate frequency distribution. The variable names in this codebook are the variable names used in the dataset.

To a great extent, variable names indicate the meaning of each variable. As much as possible, variables are named consistently across survey years when the content of questions is identical or similar or when the specifications for creating variables are not altered. When a variable does not have the same name across years, this is an indication that differences may exist. Due to the changes noted above for 2020, comparability of 2020 data with prior NSDUH data is currently unknown; therefore, the variables with no changes in definition or question content from the previous year kept the same names. Only variables that changed explicitly were given new names. Comparisons of 2020 data with prior years of NSDUH data, if done at all, should be done taking the 2020 changes into consideration, even in situations where a variable name remained the same.

Analysts are advised to consider the changes for 2020 and examine the codebook documentation in detail before conducting any analyses, particularly those involving the following:

- analyses performed from prior years that are being replicated in the current year,
- comparisons of data across multiple years,⁹ or
- use of pooled data from multiple years.¹⁰

Documentation of the reasons for changing a variable's name can be found in comments above the specific variables and in corresponding appendix files within the codebook (if applicable). Typically, variable changes are documented the year they occur and in the following year if there are comparability issues to consider. However, the most current version of the documentation may not always describe relevant changes from prior years. Therefore, analysts who are doing a multiyear trend analysis are especially advised to examine documentation for all years of interest to identify any change over time that may affect the analysis of interest.¹¹ An analysis of trends is not recommended when using data where the impact of the questionnaire or methodological changes are confounded with true changes in the phenomenon being measured. If the change is considered minor and the likely impact on trend data would be minimal, then comparisons between years may be appropriate.

Analysts also are encouraged to refer to the instrument specifications for the 2020 survey in conjunction with their review of the codebook. The specifications for the 2020 survey provide detailed information about the logic governing how respondents were routed through the

⁹ Due to methodological changes for 2020, significance testing between 2020 and prior years was not performed for the 2020 detailed tables or for the 2020 first findings report appendix tables.

¹⁰ See Section 18, Special Types of Analyses.

¹¹ A variable crosswalk (also referred to as a “comparability chart”) that identifies which NSDUH variables are comparable across study years is available on the Substance Abuse and Mental Health Data Archive (SAMHDA) web pages at <https://datafiles.samhsa.gov/>.

questions in the interview and changes to the instrument relative to the 2019 survey.¹² The 2020 specifications¹³ can be found on the SAMHSA website at <https://www.samhsa.gov/data/>.

3. Questionnaire Changes for the 2020 NSDUH

In a typical year, NSDUH usually asks the same set of questions across all four quarters of data collection. Due to the COVID-19 pandemic necessitating multimode data collection methods for Quarter 4, modifications were needed for the questionnaire to move to web-based data collection. Additional questions were added to the survey in Quarter 4 to assess impacts of COVID-19 on substance use, mental health, and treatment. To protect respondents' confidentiality, the QUARTER variable, the MODE variable, all CVS-related variables (see Section 3.2), and all COVID-19-related variables (see Section 3.3) were excluded from the 2020 PUF. For details on the disclosure limitation methods used to produce the 2020 PUF, refer to Section 15, Confidentiality of Data.

The following text explains the modifications and revisions in the questionnaire described by the time period when changes were implemented.

3.1 Changes for the Entire Data Collection Period

Notable changes for the 2020 questionnaire that were available for the entire data collection period included the following:

- An emerging issues section was created that included questions from the 2019 survey and new questions on specific topics, such as vaping (for any substance and nicotine), synthetic cannabinoid use, and synthetic cathinone use.
 - The section included existing questions from the 2019 survey on the following topics: perceived recovery, receipt of medication-assisted substance use treatment, and kratom use.
 - Questions were added for the lifetime and most recent vaping of any substance and vaping of nicotine or tobacco.
 - Questions were added for the lifetime and most recent use of synthetic cannabinoids (referred to in the questionnaire for simplicity as “synthetic marijuana,” with the slang terms “fake weed,” “K2,” and “Spice”).
 - Questions were added for the lifetime and most recent use of synthetic cathinones (referred to in the questionnaire for simplicity as “synthetic stimulants,” with the slang terms “bath salts” and “flakka”).
 - Questions were added to measure SUD symptoms in the DSM-5 for marijuana withdrawal, prescription tranquilizer misuse withdrawal, and the symptom of craving (i.e., a strong desire or urge to use) for all substances.
- The market information for marijuana section included the following changes:
 - A question was added about purchasing marijuana from a store or dispensary.

¹² Center for Behavioral Health Statistics and Quality. (2020). *2019 National Survey on Drug Use and Health: CAI specifications for programming (English version)*. Retrieved from <https://www.samhsa.gov/data/>

¹³ The 2020 NSDUH questionnaires are available at <https://www.samhsa.gov/data/>.

- Respondents who reported that they last purchased marijuana from a store or dispensary were skipped out of questions for other specific settings where they purchased marijuana.

3.2 Clinical Validation Study Questions in Quarter 1

As noted above, the CVS was embedded within the first quarter of 2020 NSDUH data collection to assess SUD questions that were revised to be consistent with the DSM-5 criteria for SUD. NSDUH respondents in Quarter 1 (January to March 16, 2020) who answered the survey in English and reported using alcohol or illicit drugs in the past 12 months were randomly assigned (using responses to survey questions located earlier in the questionnaire on cigarette, alcohol, and marijuana use) to be asked revised SUD questions based on the DSM-5 criteria or the standard NSDUH SUD questions based on the *Diagnostic and Statistical Manual of Mental Disorders*, 4th edition (DSM-IV),¹⁴ criteria. Respondents who received the DSM-IV SUD questions also were eligible to receive questions in the emerging issues section of the interview for marijuana withdrawal symptoms, prescription tranquilizer withdrawal symptoms, and craving for all substances they used or misused in the past year. These additional symptoms applied to the DSM-5 SUD outcome but were not measured in the existing DSM-IV SUD questions.

3.3 Questionnaire Changes for Quarter 4, Regardless of Interview Mode

Several key questionnaire changes were made for the resumption of data collection in Quarter 4. Unless noted otherwise, these changes were made for both the in-person and web-based questionnaires. As noted above, for the 2020 PUF, the variables QUARTER and MODE were dropped to adequately protect respondents' confidentiality. Any data collected specifically by mode or quarter were also dropped from the PUF, including any data collected only for Quarter 4 as described in the bullets below. Key changes that needed to be made for web administration are described in Section 3.4.

- The Beginning ACASI section of the in-person interview, which guides the FI through the process of explaining important laptop keys and specific interview program functions to the respondent, was redesigned to be self-administered to minimize the risk of COVID-19 transmission. This modification allowed the FI to pass the laptop computer to a respondent and maintain social distancing without sacrificing necessary instructions.
- The DSM-5 SUD questions that were administered for the CVS in Quarter 1 were removed for Quarter 4 data collection in the in-person and web questionnaires. (Additional DSM-5 questions remained in the emerging issues section for Quarter 4.)
- Two questions were added to the drug treatment section to measure the use of telehealth services for alcohol or drug use issues in the past 12 months.
- A question was added to the health section to measure the use of telehealth services for health care in the past 12 months. Respondents who reported telehealth service use in the past 12 months were eligible to be asked subsequent questions in the health section that asked whether health care providers obtained information about substance

¹⁴ American Psychiatric Association. (1994). *Diagnostic and statistical manual of mental disorders* (DSM-IV) (4th ed.). Washington, DC: Author.

- use (i.e., the use of tobacco, alcohol, or specific illicit drugs) or offered health care advice related to respondents' substance use.
- A question was added to the adult mental health service utilization section and to the youth mental health service utilization section to measure use of telehealth services for mental health or behavioral services in the past 12 months.
 - All adult respondents received questions about suicide plans or attempts in the past 12 months, regardless of whether they reported having serious thoughts of suicide in the past 12 months. (In Quarter 1 and in prior years, respondents needed to report serious thoughts of suicide to be asked questions about suicide plans or attempts.)
 - Follow-up questions were added after each adult suicidality item in the mental health section if respondents reported serious thoughts of suicide, suicide plans, or suicide attempts in the past 12 months. These follow-up questions asked whether these thoughts of suicide, suicide plans, or suicide attempts were because of the COVID-19 pandemic.
 - Suicide items were added for youths in the youth mental health service utilization section.
 - These items mirrored the adult suicide items in Quarter 4, including the new COVID-19 follow-up questions.
 - An additional text screen was provided for youths who reported serious thoughts of suicide, suicide plans, or suicide attempts. This text screen provided information on how to contact the National Lifeline Network.
 - A series of self-administered questions related to the COVID-19 pandemic were added toward the end of the interview for adults and youths. These questions asked about respondents' perceptions of effects of the COVID-19 pandemic on their mental health, substance use, finances, living situation, and access to services.
 - For the in-person interview, instructions were changed at the end of the interview to limit contact between the FI and respondent during the quality control and incentive procedures.

3.4 Questionnaire Changes for Quarter 4 Web Interviews

Questionnaire changes were necessary for web administration. The following changes were made to facilitate this additional data collection mode.

- A variable that listed whether the selected respondent was an adult or a youth was “preloaded” to the interview so that the correct informed consent information could be displayed at the beginning of the interview.
- Information about the respondent's state of residence and sample information from the household screener (i.e., whether two people were selected at the dwelling unit (DU) and whether an adolescent aged 12 to 17 was selected) was “preloaded” because there were no FIs to enter the information.
- Information previously entered by the FIs, such as language of the interview and the informed consent process, was adapted to be self-administered.

- A PIN creation process was added after the informed consent process, but before any questions, to safeguard respondent data and allow respondents to reenter the interview at a later time.
 - Sections that were interviewer administered using CAPI in the in-person interviews were modified for self-administration. For example, references to showcards in the in-person CAPI sections were dropped from the web interview because those did not apply for self-administration.
 - For households in which two people were selected, one of them was aged 12 to 17, and the second person was an adult, eligibility for the parenting experiences section was determined by asking at the start of the parenting experiences section whether the adult respondent was the parent of the 12- to 17-year-old who was selected. In the in-person interviews, this information was entered by FIs at the beginning of the interview.
 - Hard errors and consistency checks were simplified throughout the interview to avoid respondent confusion and frustration.
 - The web questionnaire did not include audio. Instead, pronunciations were spelled out visually on several screens, particularly for hallucinogens, inhalants, and prescription drug introduction screens, to help youths and respondents with a lower reading level understand the questions accurately.
- On-screen interviewer notes were either removed from the web questionnaire or adapted for self-administration.

4. Additional Historical Changes to NSDUH Variables of Note

This section documents notable changes to NSDUH variables that occurred recently but prior to 2020. The changes noted in this section could affect comparability of NSDUH variables with variables on data files for NSDUH years prior to the implementation of these changes. Given the differences in data collection periods and other methodological procedures between 2020 and prior NSDUH years, caution is advised when comparing 2020 and prior years.

Extensive changes were made to NSDUH variables in 2015 because of the partial redesign of the 2015 NSDUH questionnaire. These changes are described in the section on Questionnaire Changes for the 2015 NSDUH in the codebook introduction for the 2015 NSDUH PUF on the SAMHDA website at <https://datafiles.samhsa.gov/>.

Since 2008, a statistical model has been employed to predict whether adult NSDUH respondents had serious, moderate, mild, or no mental illness based on their answers to certain NSDUH questions. For the 2012 NSDUH, this model was revised to produce more accurate estimates. This revised 2012 model was used to produce the mental illness estimates for 2012 to 2020. In addition, comparable estimates were recomputed for 2008 through 2011. For more information on how mental illness estimates were calculated, see this codebook's appendix titled Recoded Mental Health. The mental illness variables included in the 2020 NSDUH data files are based on the revised 2012 model. Note that the mental illness variables (e.g., SMIYR_U, AMIYR_U) are not recommended to be used when analyzing variables for past year suicidal thoughts, past year major depressive episode (MDE), the Kessler-6 (K6) distress scale, or the World Health Organization Disability Assessment Schedule (WHODAS) scale, nor are they

recommended to be used when analyzing other variables closely linked with these variables (including past year suicide attempts, suicide plans, medical treatment for suicide attempts, lifetime MDE, serious psychological distress [SPD], or components used in the K6 or WHODAS scales). For more details, see this codebook’s appendix titled Recoded Mental Health.

In the 2013 questionnaire and onward, two new response categories were added to the question about race (QD05) in response to changes in U.S. Department of Health and Human Services (HHS) standards of data collection. The response options now include “Guamanian or Chamorro” and “Samoan.” To accommodate this change, two new imputation-revised variables were created along with their corresponding imputation indicators: IRRACEGC for Guamanian or Chamorro and IRRACESM for Samoan.¹⁵ The change to QD05 also affected the creation of the “Other Pacific Islander” variable IRRACEPI. Prior to 2013, IRRACEPI covered Pacific Islanders who are not Native Hawaiians. Beginning in 2013, the variable name was changed to IRRACPI2 and now covers Pacific Islanders who are not Native Hawaiians, Guamanians or Chamorros, or Samoans. Despite the change to the questionnaire, the levels of the detailed race variable IRNWRACE were not changed. Guamanian or Chamorro and Samoan respondents continued to be treated as Other Pacific Islanders. Therefore, little to no impact is expected on the race/ethnicity variables IRNWRACE, NEWRACE1, NEWRACE2, EXPRACE, and EXPRACE2.

Since 2013, questions also have been included that asked about height and weight. Respondents were asked to report their weight in pounds or kilograms and their height in feet, inches, meters, or centimeters. Edited and recoded variables were created that converted all of the responses from the weight variable into pounds (WTPOUND2) and the height data into inches (HTINCHE2). Using these data, a new recoded variable measuring body mass index (BMI2) was included on the PUF, and the documentation can be found in the Recoded Pregnancy and Health Care section of this codebook. Note that this variable has not been used in the detailed tables. The new recoded variable called BMI2 was created as a continuous variable based on the following formula: $BMI2 = [WTPOUND2 \div (HTINCHE2)^2] \times 703$. Unknown response values for the edited weight variable (WTPOUND2) of 9985, 9994, 9997, or 9998 or the edited height variable (HTINCHE2) of 985, 994, 997, or 998 were defined as SAS[®] missing for the recoded BMI2.¹⁶

5. Organization of the Data File

The PUF described here is made available as an ASCII file with 2,892 variables and 32,893 observations. *Three program files are made available to read the ASCII file into SAS, SPSS, or Stata. The file also is made available as a SAS transport (CPORT) file, SPSS system file, Stata system file, and ASCII tab-delimited file. All of the data and program files are available from SAMHDA at <https://datafiles.samhsa.gov/>.*

The overall organization of the file is shown in the Table of Contents of this document. The first portion of this codebook consists of documentation for edited variables from drug

¹⁵ For an explanation of imputation-revised variables, see Section 12, Statistical Imputation.

¹⁶ The formula for calculating BMI for use in BMI2 is from the Centers for Disease Control and Prevention (CDC) website: https://www.cdc.gov/healthyweight/assessing/bmi/adult_bmi/index.html?s_cid=tw_ob064.

sections, followed by documentation for imputation-revised and selected recoded versions of these drug variables. Documentation for edited variables from the second set of self-administered sections and demographic questions are in later sections; each of these later sections is immediately followed by sections corresponding to imputation-revised and recoded variables, where applicable. *Where imputed or recoded variables are provided, users are encouraged to use them to produce estimates rather than using raw or edited variables from the interview.*

Most edited variables contain missing data (e.g., the edited variable CIGREC for the most recent use of cigarettes); see Section 11.3, Standard Code Conventions, for a description of the codes given to different types of missing data for edited variables. For each edited variable, the number of observations assigned a given missing data code is shown in the entry for that variable.

Imputation-revised variables, as well as selected recoded versions of these variables, are included for selected demographic variables, drug use variables, and SUD variables based on the DSM-5 criteria. As noted previously, these imputed and recoded variables are in separate sections following the edited variables. In particular, the recoded drug use variables include indicators for lifetime, past year, and past month substance use. The imputation-revised drug use variables served as the starting point for the recoded drug use variables. Imputation-revised demographic variables are documented toward the end of the codebook. Imputed variables for SUDs based on the DSM-5 criteria also are included in 2020 and are documented in the Imputed DSM-5 Substance Use Disorder and Recoded DSM-5 Substance Use Disorder sections of the codebook. Imputed variables for SUD based on the DSM-IV criteria are also included and are imputed for a subset of illicit drugs as documented in the Imputed Substance Dependence and Abuse and Recoded Substance Dependence and Abuse sections of the codebook. Missing values for all imputation-revised variables have been imputed using the statistical imputation procedures described in Section 12, Statistical Imputation. Imputation indicators are provided for each variable so that users may easily determine whether an observation contains data from the questionnaire or from an imputed value.

Following the sections for substance use variables, edited variables from additional self-administered questionnaire sections comprise the next major section in the codebook. Intermixed within this major section of the codebook are sections of recoded variables. The edited and/or imputed variables are used as source variables for the recoded variables. For example, edited variables from the section of the interview pertaining to the receipt of treatment for the use of alcohol or illicit drugs (Drug Treatment section in this codebook) were used to create recoded summary measures for the receipt of substance use treatment. Unlike variables in the drug sections, however, imputed variables were not created for many variables from this second section of the interview, except where noted. Consequently, these recoded variables may still have missing values. The missing data codes contained in the source variables and defined in Section 11.3, Standard Code Conventions, are recoded to the standard missing code (.) for recoded variables. It is intended that cases containing these missing codes be excluded from an analysis. Note that in some situations where recoded variables are created from edited variables, missing values are set to a value of 0 instead of to the standard code for missing data (.)

Within the recoded sections of the codebook, detailed information is provided in the variable documentation about how levels of source variables are used to define recoded

variables. Note that for recoded variables that include “OTHER, Specify” data or logically assigned data (as defined in Section 11.3, Standard Code Conventions), values may be listed in the documentation that do not exist for the current survey year. Because of fluctuations in the data, source variable values may not exist consistently across years. However, to aid in cross-year analyses, all possible source variable values have been retained in the documentation. For example, a recoded variable may document a “yes” using both source variable values of “1 = Yes” and “3 = Logically Assigned Yes,” even if the “3” is not applicable for the current survey year. To alert users, notes have been placed at the top of recoded sections containing variables that include source values even if they do not apply to the current survey year.

In many instances, the codebook itself also indicates in parentheses the question names used in the NSDUH instrument that were most relevant for creating an edited variable. As much as possible, the codebook shows the key source variables used in creating edited, imputed, or recoded variables. In particular, an important feature of the transition to CAI in 1999 was that respondents could be routed to different versions of a question based on prior information from the interview. For example, respondents who initiated use of a drug within 1 year of their current age were asked more detailed questions about the year and month in which they first used that drug. Depending on their age, date of birth, and interview date, respondents could be routed to one of three possible questions to identify the year in which they first used a drug (e.g., CG04a, CG04b, or CG04c for cigarettes). Similarly, respondents could be routed to one of two possible questions to determine the month in which they first used a drug (e.g., CG04c and CG04d for cigarettes). To facilitate analyses, therefore, responses from these multiple year-of-first-use and month-of-first-use questions were combined into one single year-of-first-use variable and one single month-of-first-use variable for each drug, as shown for the variables CIGYFU and CIGMFU. Thus, the codebook documentation shows that CIGYFU was based on data from the source variables CG04a through CG04c, and CIGMFU was based on data from the source variables CG04c and CG04d. For the most complete information about the logic for asking questions in the interview, however, data file users should refer to the 2020 questionnaires.

6. Strengths and Limitations of NSDUH

NSDUH is the primary nationally representative source of annual estimates of drug use and mental illness among civilian members of the noninstitutionalized population in the United States. In addition, the large and dispersed NSDUH sample enables not only state-level estimates but also estimates for substate areas.

Most of the NSDUH questions administered in person are administered with ACASI, which is designed to provide the respondent with a highly private and confidential mode for responding to questions to increase the level of honest reporting of illicit drug use and other sensitive behaviors. Web respondents are asked to be in a private location within the home and to affirm before starting that they are in a private location.

Although NSDUH is useful for many purposes, it has certain limitations. First, the data are based on self-reports of drug use, and their value depends on respondents’ truthfulness and memory. Although some experimental studies have established the validity of self-reported data in similar contexts and NSDUH procedures were designed to encourage honesty and recall, some underreporting and overreporting may take place. To aid respondent recall, the prescription drug

questions in 2020 allowed respondents to report any use or misuse in the past 12 months of specific related medications (e.g., the tranquilizers Xanax[®], Xanax[®] XR, generic alprazolam, and generic extended-release alprazolam). These self-reports capture information on the use or misuse of prescription drugs that contain a given active ingredient. However, these self-reports are not necessarily accurate for identifying the exact drugs respondents took, especially when respondents identify certain drugs by their brand names (e.g., if a respondent actually took the generic drug alprazolam but reported use or misuse of the brand name tranquilizer Xanax[®] because of name recognition). For this reason, the PUF includes recoded variables for subtypes of related prescription drugs (e.g., alprazolam products) but, with few exceptions, does not include variables for individual prescription drugs.

Second, the survey is cross-sectional rather than longitudinal. That is, individuals were interviewed only once and were not followed for additional interviews in subsequent years. Each year's survey, therefore, provides an overview of the prevalence of drug use at a specific point in time rather than a view of how drug use changes over time for specific individuals.

Third, because the target population of the survey is defined as the civilian, noninstitutionalized population of the United States, a small proportion (approximately 3 percent) of the population is excluded.¹⁷ The subpopulations excluded are members of the active-duty military and people in institutional group quarters (e.g., hospitals, prisons, nursing homes, treatment centers). If the drug use of these groups differs from that of the civilian, noninstitutionalized population, NSDUH may provide slightly inaccurate estimates of substance use and mental health in the total population. This may be particularly true for prevalence estimates for less commonly used drugs, such as heroin.

Fourth, the 2020 NSDUH data have additional limitations that data from prior years did not have. Because of the limited data collection period, Quarters 2 and 3 were largely unrepresented in the 2020 data. Although the total number of interviews completed in Quarter 4 surpassed the minimum number of interviews needed to produce national estimates with acceptable precision for people aged 12 or older, the number of interviews from adolescents aged 12 to 17 in Quarter 4 was lower than expected. Other potential limitations of the web survey data collected in Quarter 4 of 2020, such as differences in data collection period, survey mode, response rates, and measures used, must also be considered. For the 2020 PUF, because the variable QUARTER is not available, quarterly analysis of PUF data is not possible.

7. Sample Design Overview

The 2020 NSDUH sample design is part of a multiyear, coordinated design that was developed for the 2014 through 2022 NSDUHs. The coordinated sample design is state-based, with an independent, multistage area probability sample within each state and the District of Columbia. States were the first level of stratification. Each state was further stratified into approximately equally populated state sampling regions (SSRs). Creation of the multistage area probability sample then involved selecting census tracts within each SSR (Stage 1), census block

¹⁷ Information from the 2010 census suggests that the civilian, noninstitutionalized population includes at least 97 percent of the total U.S. population. See the following reference: Lofquist, D., Lugailla, T., O'Connell, M., & Feliz, S. (2012, April). *Households and families: 2010* (C2010BR-14, 2010 Census Briefs). Retrieved from <https://www.census.gov/prod/cen2010/briefs/c2010br-14.pdf>

groups within census tracts (Stage 2), and area segments (i.e., a collection of census blocks) within census block groups (Stage 3). Finally, DUs were selected within segments (Stage 4), and (within each selected DU) up to two residents who were at least 12 years old were selected for the interview (Stage 5). The complete sample design is documented in the 2020 NSDUH sample design report.¹⁸

The coordinated design facilitates a 50 percent overlap in third-stage units (area segments [see below]) between each 2 successive years from 2014 through 2022.¹⁹ The overlap is intended to increase the precision of estimates in year-to-year trend analyses because of the expected positive correlation resulting from the overlapping sample between successive survey years.

The 2014 through 2022 design allows for computation of estimates by state in all 50 states plus the District of Columbia. Compared with the sample allocation in prior years, the 2014 through 2022 design allows for a more cost-efficient sample allocation to the largest states, while maintaining a sufficient sample size in each of the smaller states to support small area estimation at the state and substate levels. The sample is designed to yield 4,560 completed interviews in California; 3,300 completed interviews each in Florida, New York, and Texas; 2,400 completed interviews each in Illinois, Michigan, Ohio, and Pennsylvania; 1,500 completed interviews each in Georgia, New Jersey, North Carolina, and Virginia; 967 completed interviews in Hawaii; and 960 completed interviews in each of the remaining 37 states and the District of Columbia—for a total national target sample size of 67,507. This large target sample size permits SAMHSA to report precise estimates for demographic subgroups at the national level without needing to oversample specially targeted demographics other than age groups. Because geographic identifiers like state are not on the 2020 PUF, only national analysis of data is possible.

To support the CVS, the 2020 NSDUH national target sample size of 67,507 interviews was supplemented with 1,500 interviews proportionally allocated to states and age groups in Quarters 1 and 2 (i.e., January to June 2020). The CVS was originally planned for the first 6 months of the 2020 NSDUH to assess a revised NSDUH section on SUDs according to the DSM-5 criteria. Including the supplement, the expanded target sample size for the 2020 NSDUH was 69,007 interviews. From the expanded sample, 1,500 respondents were expected to be selected for the CVS based on their responses to selected questionnaire items. Logic in the NSDUH questionnaire then assigned respondents selected for the CVS sample to receive the DSM-5 SUD questions. All other respondents received the standard set of NSDUH SUD questions that used the DSM-IV criteria. Given the public health emergency related to COVID-19, NSDUH in-person data collection was suspended and the CVS was limited to data collected in Quarter 1. Except for a small-scale data collection in July to test new safety procedures, the samples intended for Quarters 2 and 3 were worked along with the sample selected for Quarter 4 during the Quarter 4 time frame. Sample dwelling units (SDUs) in segments where the risk of COVID-19 transmission and infection were deemed to be low were released for in-person data

¹⁸ Center for Behavioral Health Statistics and Quality. (2021). *2020 National Survey on Drug Use and Health (NSDUH) methodological resource book, Section 2: Sample design report*. Rockville, MD: Substance Abuse and Mental Health Services Administration.

¹⁹ In segments used in 2 successive years, only addresses not sampled in the first year may be included in the second year's sample.

collection. Most of the SDUs, however, were mailed an invitation to participate via the web.²⁰ Because the web mode has a lower response rate than in-person interviewing, additional SDUs were selected and worked in the same segments as the original Quarter 2-4 samples. For more information on the impact of COVID-19 on the 2020 NSDUH sample design, see the 2020 NSDUH sample design report. As noted above, CVS-related data are not included in the 2020 PUF.

7.1 Stratification and Selection of Primary, Secondary, and Tertiary Sampling Units (Census Tracts, Census Block Groups, and Area Segments)


Within each state, sampling strata called SSRs were formed. Based on a composite size measure, states were partitioned geographically into roughly equally sized regions. In other words, regions were formed such that each area within a state yielded, in expectation, roughly the same number of interviews during each data collection period. The partitioning divided the United States into a total of 750 SSRs, resulting from 36 SSRs in California; 30 SSRs each in Florida, New York, and Texas; 24 SSRs each in Illinois, Michigan, Ohio, and Pennsylvania; 15 SSRs each in Georgia, New Jersey, North Carolina, and Virginia; and 12 SSRs each in the remaining 38 states and the District of Columbia.

The first stage of selection for the 2014 through 2022 NSDUHs was census tracts. This stage of selection began with the construction of an area sample frame that contained one record for each census tract in the United States. If necessary, census tracts were aggregated within SSRs until each tract²¹ met the minimum DU²² requirement. In California, Florida, Georgia, Illinois, Michigan, New Jersey, New York, North Carolina, Ohio, Pennsylvania, Texas, and Virginia, this minimum size requirement was 250 DUs in urban areas and 200 DUs in rural areas.²³ In the remaining states and the District of Columbia, the minimum requirement was 150 DUs in urban areas and 100 DUs in rural areas. These census tracts served as the primary sampling units (PSUs) for the coordinated 9-year sample.

Before selecting census tracts, additional implicit stratification was achieved by sorting the first-stage sampling units by a CBSA/SES²⁴ (core-based statistical area/socioeconomic status) indicator²⁵ and by the percentage of the population who are not Hispanic or Latino and

²⁰ See Sections 2.2.2.4 and 2.2.2.3 of the 2020 methodological summary and definitions for more details on the data collection procedures in Quarter 4.

²¹ For the remainder of the discussion, first-stage sampling units are referred to as “census tracts” even though each first-stage sampling unit contains one or more census tracts.

²² DU counts were obtained from the 2010 decennial census data supplemented with revised population counts from Claritas (see <https://www.claritas.com/> .

²³ The basis for the differing minimum DU requirement in urban and rural areas is that it is more difficult to meet the requirement in rural areas, 100 DUs are sufficient to support one field test and two main study samples in the smaller states, and 200 DUs are sufficient to support three samples in the larger sample states.

²⁴ CBSAs include metropolitan and micropolitan statistical areas, as defined in the following reference: Office of Management and Budget. (2009, December 1). *OMB Bulletin No. 10-02: Update of statistical area definitions and guidance on their uses*. Retrieved from <https://www.whitehouse.gov/sites/whitehouse.gov/files/omb/bulletins/2010/b10-02.pdf>

²⁵ The CBSA/SES indicator was defined using 2006-2010 American Community Survey (ACS) estimates, 2010 census data, and the December 2009 CBSA definition. Four categories are defined as follows: (1) CBSA/low SES, (2) CBSA/high SES, (3) non-CBSA/low SES, and (4) non-CBSA/high SES.

White. From this well-ordered sample frame, 48 census tracts per SSR were selected with probabilities proportionate to a composite size measure and with minimum replacement.

For the second stage of selection, adjacent census block groups were collapsed as needed within selected census tracts. Compared with years prior to 2014, the selection of a census block group is an additional stage of selection added to facilitate possible transitioning to an address-based sampling design in the future. The block groups were required to have the same minimum number of DUs as the census tracts from which they were selected (150 or 250 in urban areas and 100 or 200 in rural areas, according to state). The resulting block groups were then sorted in the order in which they were formed, and one census block group²⁶ was selected per selected census tract with probability proportionate to a composite size measure.

Because census block groups generally exceed the minimum DU requirement, one smaller geographic area was selected within each sampled census block group. For this third stage of sampling, each selected census block group was partitioned into small geographic areas composed of adjacent census blocks. These geographic clusters of blocks are referred to as “segments” and are the tertiary sampling units for the coordinated sample design. A sample “dwelling unit” in NSDUH refers to either a housing unit or a group quarters listing unit, such as a dormitory room or a shelter bed. To support the overlapping sample design and any special supplemental sample or field test SAMHSA might wish to conduct, segments were formed to contain a minimum of 150 or 250 DUs in urban areas and 100 or 200 DUs in rural areas, according to state.

One segment was selected within each sampled census block group with probability proportionate to size. The 48 selected segments then were randomly assigned to a survey year and quarter of data collection.

Note that geographic identifiers like state and census blocks are not included in any NSDUH PUFs.

7.2 Selection of Dwelling Units

The primary objective of the fourth stage of sample selection (listing units) was to select the minimum number of DUs needed in each segment to meet the targeted sample sizes for all age groups. For the 2014 through 2022 NSDUHs, each state sample was allocated to age groups as follows: 25 percent for youths aged 12 to 17, 25 percent for young adults aged 18 to 25, 15 percent for adults aged 26 to 34, 20 percent for adults aged 35 to 49, and 15 percent for adults aged 50 or older. The size measures used in selecting the area segments were coordinated with the DU and person selection process so that a nearly self-weighting sample could be achieved in each of the five age groups. Departures from the self-weighting objective occurred for several reasons, including the following: (1) advance projections on the number of DUs did not accurately reflect the current housing inventory; (2) maximum DU sample sizes were preset to control the FI workload and to allow unused addresses to be available for the next year’s survey; and (3) the person selection probabilities were constrained so that no more than two individuals could be selected per DU. An iterative sample allocation process was followed to adjust for these

²⁶ For the remainder of the discussion, second-stage sampling units are referred to as “census block groups” even though each second-stage sampling unit contains one or more census block groups.

additional constraints. In addition, the DU sample allocation in each area segment was adjusted to allow for DU eligibility, for screening nonresponse, and for person nonresponse.

In advance of the survey period, specially trained listers had visited each area segment and listed all addresses for housing units and eligible group quarters units in a prescribed order. Systematic sampling was used to select the allocated sample of addresses from each segment.²⁷

7.3 Selection of Individuals

After DU selections were made, the DU was rostered to identify all survey-eligible people residing at the DU. For Quarter 1, the small-scale data collection in July 2020, and areas eligible for in-person data collection during the multimode data collection period, FIs visited the selected DUs to identify and roster all survey-eligible people. During the multimode data collection period and through the web screening interview, an eligible member of the selected DU provided roster information. Using this roster information, the electronic or web screening instrument automatically selected zero, one, or two individuals to be interviewed using preset state and age group sampling rates and a random number specified for the address.

Unlike the 2005 through 2013 NSDUHs, the “half-open” interval (HOI) rule was not implemented in the 2014 through 2022 NSDUHs. This special procedure identified any new (since the time of listing) housing unit or any DU missed during the advance listing process. Any new or missed DU (or DUs) following immediately after a sample DU and up to but not including the next initially listed address (or addresses) in the prescribed order of listing also was included in the sample. Eliminating the HOI rule in 2014 decreased the burden on FIs and simplified training and the screening process. This decrease in burden outweighed the small amount of coverage afforded by the HOI rule. Because the majority of missed DUs are found on the premises of sampled DUs, the 2014 through 2022 NSDUHs had in place a procedure for checking for and adding missed DUs on the premises of sampled DUs. During the screening interview, FIs asked the screening respondent about other units on the property of the selected DU.²⁸ If missing from the original list, these DUs also were included in the sample.

7.4 Sample Design Variables

The sample for the 2020 NSDUH was selected using a multistage, deeply stratified sample design. The variables on the full restricted-use analytic data file represent each stage of sample selection. To ensure respondents’ confidentiality, the sample design variables described in this section are not included in any NSDUH PUFs.

Stage 1: The 2020 NSDUH design includes a sample from each of the 50 states plus the District of Columbia. SSRs were formed within each state based on composite size measures, roughly geographically partitioning the state into equally sized regions.

²⁷ This had the effect of creating noncompact clusters (selection from a list), which differ from compact clusters in that not all units within the cluster are included in the sample. Although compact cluster designs are less costly and more stable, a noncompact cluster design was used because it provides for greater heterogeneity of dwellings within the sample. Also, social interaction (contagion) among neighboring dwellings is sometimes introduced with compact clusters. See the following reference: Kish, L. (1965). *Survey sampling*. New York, NY: John Wiley.

²⁸ The missed DU question was not asked of web screening respondents.

A sample of 48 census tracts was selected within each SSR. Census tracts are considered the PSUs and can be identified using the STATE, SSREGION, and SEGID²⁹ variables. Only eight census tracts per SSR were used for the 2020 sample.

- Stage 2: Adjacent census block groups were aggregated within selected census tracts as necessary to form the second-stage sampling units. One census block group was selected per sampled census tract. A total of 48 census block groups was selected within each SSR. Census block groups can be identified using the STATE, SSREGION, and SEGID variables. Eight census block groups per SSR, one from each sampled census tract, were used for the 2020 sample.
- Stage 3: The third stage of sampling consisted of partitioning the selected census block groups into smaller geographic areas, called “segments.” Segments are defined by joining contiguous census blocks within each selected census block group. Segments can be identified on the data file using the SEGID variable.
- Stage 4: After census tracts, census block groups, and segments were selected, the fourth stage of selection consisted of selecting DUs within each segment. The DU selection rate was based on the state to which a particular segment belonged. State classification was utilized for computation of eligibility, screener and interview response rates, and expected person yield per DU. State classifications can be identified with the STATE variable, and DUs can be identified with the ENCCASE variable.
- Stage 5: At the last stage of selection, individuals were selected within screened DUs based on the age group composition of the DU residents. The person-level variable used to determine the selection included AGE. The data file contains one record representing each responding selected person from Stage 5 (36,284 individuals). To protect the confidentiality of these respondents, the full restricted-use analytic data file was treated using a statistical disclosure limitation method while ensuring that the data continue to be representative of civilian members of the noninstitutionalized population in the United States. The resulting public use data file contains 32,893 records.

A more detailed explanation of the sample design and sample selection procedures at each stage of the design appears in the 2020 NSDUH sample design report.

8. Data Collection and Response Rates

The 2020 NSDUH data collection effort was directed by RTI staff members. All web-based data collection activities were coordinated by in-house management staff, whereas in-person data collection activities were coordinated by both in-house and remote management staff. For in-person data collection, RTI maintained a field staff of approximately 650 FIs.

Data collection methods were modified during 2020 due to the public health emergency related to COVID-19 to ensure the safety of the public and FIs. Quarter 1 (January to March 2020) was completed using standard NSDUH protocols with in-person data collection. However, Quarter 1 data collection ended 15 days early when work was suspended on March 16, 2020.

²⁹ One segment was selected from each sampled census block group within each sampled census tract, so the census tract, census block group, and segment can all be identified by the SEGID variable.

NSDUH project management at RTI began working closely with SAMHSA and RTI's Infectious Disease Response Team (IDRT), Executive Leadership Team (ELT), and Institutional Review Board (IRB) to determine when and where it would be safe to resume in-person data collection.

To assess the feasibility of resuming in-person data collection, the IDRT advised conducting a small-scale data collection effort. SAMHSA, the ELT, and the IRB approved a 1-week small-scale data collection effort that was conducted July 16-22, 2020. Revisions were made to protocols, processes, and materials to ensure the safety of respondents and FIs. Revisions to protocols are outlined in Section 2.2.1.1.2 of the 2020 methodological summary and definitions. Analysis of the data and results of a debriefing session with FIs indicated that overall the safety procedures used during the small-scale data collection effort did not have a negative effect on respondents' willingness to participate in the survey.

Data collection resumed in Quarter 4, but in-person data collection was limited to a small number of eligible states and counties due to COVID-19 infection rates. Web-based screening and interviewing procedures were developed to account for suspended data collection in Quarter 2 and most of Quarter 3 and to maximize the number of completed interviews for national estimates. NSDUH data collection in Quarter 4 used in-person and web-based procedures. Sections 2.2.1.1 and 2.2.1.3 of the 2020 methodological summary and definitions provide detailed procedures for both in-person and web-based data collection.

A total final sample of 36,284 interviews (on the full analytic data file) was obtained for the 2020 survey. Strategies for ensuring the best participation rates possible resulted in a weighted screening response rate of 25.71 percent and a weighted interview response rate of 60.41 percent for the 2020 NSDUH. Although the addition of web-based data collection in Quarter 4 increased the number of interviews that were completed, web-based data collection yielded lower response rates than in-person data collection. Further, Quarter 4 in-person response rates were negatively affected by the COVID-19 pandemic. Specifically, the pandemic could have exacerbated people's reluctance to open their doors to FIs in areas where in-person interviewing was allowed. FIs also could have had a shorter amount of time to follow up with households that started out as being eligible for in-person data collection but became ineligible based on changing state- and county-level health metrics.

Throughout the course of the study, respondent anonymity and the privacy of responses were protected by separating identifying information from survey responses. Respondents were assured their identities and responses would be handled in strict compliance with federal law. As discussed above, the questionnaire itself and the interviewing procedures were designed to enhance the privacy of responses, especially during segments of the interview in which questions of a sensitive nature were posed. During in-person interviews, answers to sensitive questions were gathered using ACASI. However, the ACASI technology was not available in the web interview. The decision to not include ACASI as part the web interviews was made following consultation with subject matter experts, which concluded that offering audio would result in a larger risk of breaching confidentiality (allowing others to potentially hear the questions being asked or the responses being entered) than not having audio at all.

A more detailed explanation of NSDUH’s data collection procedures will appear in the 2020 NSDUH data collection final report, which will be available in 2022.³⁰

9. Sample Weights

This section describes in general how the weights were produced for the full restricted-use analytic file. For details on the weight calibration specific to the 2020 PUF, refer to Section 16, Public Use File Weight Calibration.

The estimates yielded by NSDUH are based on sample survey data rather than on complete data for the entire population, which means the data must be weighted to obtain unbiased estimates for survey outcomes in the population represented by the 2020 NSDUH. The “final analysis weight” of the i th respondent, say w_i , can be interpreted as the number of sampling units in the NSDUH target population represented by the i th respondent. The sum of the weights over all respondents is used to estimate the size of the total target population:

$$\sum_i w_i = \text{estimated size of the target population,}$$

where the summation is over all of the respondents in the 2020 NSDUH.

For the 2020 NSDUH, three types of analysis weights were developed: (1) the person-level analysis weights, (2) questionnaire dwelling unit (QDU)-level weights, and (3) person pair-level weights.

To account for the disruption in the 2020 data collection due to the COVID-19 pandemic and the subsequent introduction of multimode (in-person and web) data collection in Quarter 4, modifications were made to the 2020 NSDUH weighting process. See Section 2.3.4.2 of the methodological summary and definitions for all the details on the modifications. One main modification was creating separate 2020 person-level main analysis weights for Quarter 1 and Quarter 4 (including the interviews from July), as well as person-level analysis weights for 2020 combined Quarters 1 and 4. This modification was applied to analyze both quarterly data and combined data using the full analytic data file. A second modification to the weights for 2020 was the addition of educational attainment to the control totals for final poststratification because the web respondents had a higher average level of educational attainment than the in-person respondents. A third modification was to add an implicit unknown eligibility adjustment if DUs were selected for web-based data collection but were nonrespondents at the screening stage. When data are collected in person, FIs can identify ineligible DUs (e.g., vacancies) to allow the ineligible DUs to be removed from the sample before weighting. For web-based data collection, however, DU members needed to initiate the screening process. Consequently, web-based data collection yielded more DUs with unknown eligibility because an adult DU member did not contact RTI to begin the screening process. If a DU’s eligibility was unknown for web-based data collection, its eligibility status was imputed according to the historic DU eligibility rate in

³⁰ Center for Behavioral Health Statistics and Quality. (forthcoming). *2020 National Survey on Drug Use and Health (NSDUH) methodological resource book, Section 8: Data collection final report*. Rockville, MD: Substance Abuse and Mental Health Services Administration.

the state where the DU was located. DUs that were imputed to be ineligible were excluded from the weighting process before the screening dwelling unit nonresponse adjustment.

Because of the COVID-19 pandemic, Quarter 4 of 2020 (i.e., October to December) marked the first time that NSDUH used web-based interviewing. However, the number of adult web respondents in Quarter 4 who provided usable information on their substance use but did not complete the mental health or later questions (i.e., “break-offs”) raised concerns about the 2020 mental health estimates for adults. Specifically, mental health estimates for adults could be biased if the characteristics of adult respondents who broke off the interview without completing the mental health questions differed from the characteristics of respondents who completed these questions. To reduce the potential for bias, a set of “break-off analysis weights” was developed for the full restricted-use analytic file to analyze unimputed outcome variables in the mental health module and subsequent modules for Quarter 1 and Quarter 4 separately and for combined Quarters 1 and 4. For details on these break-off analysis weights, refer to Section 6.2.2.3 in the 2020 methodological summary and definitions. Due to potential disclosure risk, the break-off analysis weights are not included in the 2020 PUF. Caution should be used for analyzing the outcomes in the mental health and subsequent sections of the codebook and for drawing conclusions using the main PUF analysis weights (ANALWTQ1Q4_C).

For the 2020 PUF, only the main person-level analysis weights (ANALWTQ1Q4_C) for combined Quarters 1 to 4 data analysis are maintained on the file. The variable QUARTER is not included on the PUF, and the quarter-specific weight variables are not included on the PUF, so analysis for separate quarters cannot be done. The person-level analysis weights on the PUF (ANALWTQ1Q4_C) are created from doing additional weight calibration on the main analytic weight (ANALWT_Q1Q4). For details on how the main analytic weight ANALWT_Q1Q4 is produced, refer to Section 6.2.2.1.2 in the 2020 methodological summary and definitions. For details on how ANALWTQ1Q4_C is produced, see Section 16, Public Use File Weight Calibration.

10. Usable Interviews

A key step in the data processing procedures established the minimum item response requirements for interviews to be retained for weighting and further analysis (i.e., “usable” data). These procedures were designed to eliminate data from interviews with unacceptable levels of item nonresponse (i.e., missing data), thereby using data from interviews with lower levels of missing data and reducing the amount of statistical imputation needed for any given record.

The usability criteria established for NSDUH were based on the completeness of information respondents provided about their lifetime use or nonuse of different substances. In NSDUH, respondents were asked more detailed questions about different substances only if they reported lifetime use of that substance (or lifetime use of one or more drugs within a broader category, such as hallucinogens) on an initial “gate” question; these questions are subsequently referred to as gate questions because a report of use opens the “gate” to the administration of additional questions, and other reports that do not explicitly indicate use close

the “gate.”³¹ Consequently, whether a NSDUH respondent was a user or nonuser of the substances of interest could be readily determined by reviewing the respondent’s answers to the gate question on lifetime use of that substance (or category of substances).

For a NSDUH record to be considered usable, both of the following requirements must be met:

1. The lifetime cigarette question CG01 (i.e., “Have you ever smoked part or all of a cigarette?”) had to have been answered as “yes” or “no.” This requirement was set so that lifetime use or nonuse would be fully defined for at least one substance. Consequently, data about lifetime use or nonuse of cigarettes could be used in subsequent statistical imputations for other substances where lifetime use or nonuse was undefined.
2. Responses to questions on at least nine (9) of the following additional substances had to contain information about use or nonuse: (a) smokeless tobacco, (b) cigars, (c) alcohol, (d) marijuana, (e) cocaine (in any form), (f) heroin, (g) hallucinogens, (h) inhalants, (i) methamphetamine, (j) pain relievers, (k) tranquilizers, (l) stimulants (i.e., independent of methamphetamine), and (m) sedatives. Crack cocaine was not included in the usability criteria because the logic for asking about crack cocaine was dependent upon the respondent having answered the lifetime cocaine question as “yes.” Although the CAI instrument also asked about pipe tobacco, this tobacco product was not included in the usability criteria because there was only one other question about pipe tobacco in addition to the lifetime pipe tobacco use question.³²

The usability criterion for smokeless tobacco through methamphetamine was that lifetime use or nonuse must be determined. For the “multiple gate” sections for hallucinogens and inhalants, at least one gate question in the series for that section was required to have an answer of “yes” or “no.”³³ Any of the following allowed the prescription drug data to count toward usability:

- Past year use of at least one specific prescription drug in a category (e.g., pain relievers) was reported.
- Lifetime use or nonuse of any prescription drug in the category was reported.

³¹ In all substance use sections except those pertaining to hallucinogens, inhalants, pain relievers, tranquilizers, stimulants, and sedatives, the logic for asking more detailed questions about use of that drug was based on the answer to a single “yes/no” question (e.g., “Have you ever, even once, used marijuana or hashish?”).

³² For a more detailed discussion of the development of the usable criteria requirements, see the following reference: Kroutil, L., & Myers, L. (2002). Development of editing rules for CAI substance use data. In J. Gfroerer, J. Eyerman, & J. Chromy (Eds.), *Redesigning an ongoing national household survey: Methodological issues* (HHS Publication No. SMA 03-3768, pp. 85-109). Rockville, MD: Substance Abuse and Mental Health Services Administration, Office of Applied Studies.

³³ For hallucinogens and inhalants, the logic for asking more detailed questions about use of that category of drugs was based on respondents’ answers to multiple “yes/no” questions about the lifetime use or nonuse of specific drugs within that category (e.g., lifetime use or nonuse of the following specific hallucinogens: lysergic acid diethylamide (LSD); phencyclidine (PCP); peyote; mescaline; psilocybin/mushrooms; Ecstasy or “Molly” [3,4-methylenedioxymethamphetamine (MDMA)]; ketamine; dimethyltryptamine (DMT), alpha-methyltryptamine (AMT), or “Foxy”; *Salvia divinorum*; or “any other” hallucinogen).

- Past year nonuse of *all* specific prescription drugs was reported, regardless of whether lifetime use or nonuse can be determined.

The interview also included follow-up probes for respondents who initially refused to answer a gate question or an entire series of gate questions. Follow-up probes were included in the following sections that were relevant to the usability rules: cigarettes, smokeless tobacco, cigars, alcohol, marijuana, cocaine, heroin, specific hallucinogens (i.e., LSD, PCP, Ecstasy/"Molly" [MDMA]), any use of inhalants, and methamphetamine. If respondents changed their initial refusal to a response of "yes" or "no," they were considered to have provided usable data to that drug's gate information.

In addition, the CAI program terminated interviews during the initial demographics questions if respondents were ineligible for the survey (i.e., younger than age 12 or on active duty in the U.S. military) or if respondents did not provide their date of birth or age. Also, interviews were not able to proceed if certain initial questions, such as gender and state of residence, were not answered by the interviewer. These ineligible or incomplete interviews did not meet the usability criteria because the interviews were terminated before the respondents were asked the first cigarette use question.

11. Logical Editing

For selected key variables, response data were reviewed to identify and address inconsistent data among related variables or to replace missing data with nonmissing values. The routing logic in the CAI instrument reduced the opportunities for respondents to give inconsistent answers by skipping respondents past questions that did not apply to them. The occurrence of inconsistent data was reduced further through the use of consistency checks built into the CAI program that prompted respondents to resolve inconsistencies between related items. Nevertheless, there still were limited situations in which respondents could answer one question in a manner inconsistent with their answer to a previous question.

Logical editing was the first step in processing many of the variables on the file. This procedure used data within a respondent's record to identify and address inconsistencies among related variables within a given section of the interview (e.g., within the hallucinogens section). As part of this procedure, variables were identified that had been legitimately skipped because the condition(s) for asking the questions did not apply. As a general principle, responses from one section (e.g., hallucinogens) were not used to edit variables in another section (e.g., inhalants).³⁴ For this reason, data in one section may not be completely consistent with data in other sections. Subsequent discussion about editing in this section focuses on key substance use variables.

³⁴ One exception to the principle of not editing across questionnaire sections involved situations in which responses in one section governed whether respondents were asked questions in another section. For example, if respondents reported never using heroin but they received substance abuse treatment in the past 12 months, they were not asked questions in the drug treatment section about current or past year treatment for heroin. Consequently, codes could be assigned to indicate that the respondents skipped out of the heroin treatment questions because they had never used heroin.

11.1 Editing Procedure for Tobacco through Methamphetamine

This section provides an overview of editing procedures for variables pertaining to substances other than prescription drugs. Procedures for prescription drugs are described separately in Section 11.2 because the questionnaire is structured differently for the prescription drug questions.

In sections of the interview for tobacco, alcohol, marijuana, cocaine (including crack cocaine), heroin, hallucinogens, inhalants, and methamphetamine, logical editing and processing of substance use variables first involved identifying whether respondents had ever used or never used the substance of interest. Determining whether respondents had ever used a given substance (or any substance within a broader category, such as hallucinogens) included identifying situations in which respondents initially refused to answer a question about their lifetime use of a substance but then changed their answer to “yes” or “no” on follow-up. If respondents did not provide sufficient information about their use or nonuse of a particular substance (or category of substances, such as hallucinogens), their final status was assigned through statistical imputation procedures. If values pertaining to lifetime use or nonuse of a given substance were changed through the editing procedures, this editing was indicated through special codes that indicated a response was logically inferred; documentation for these codes includes the phrase “LOGICALLY ASSIGNED.” For example, if respondents did not report lifetime use of LSD (a specific hallucinogen) in question LS01a, but they specified lifetime use of it as some other hallucinogen they used, then they were logically inferred to be lifetime users of LSD.

After lifetime use or nonuse of a given substance had been determined as part of the editing procedures, edits were implemented for the variables that established when respondents last used a substance of interest. These edited recency-of-use variables were the precursors for the final, imputed measures that established the prevalence of use in the past 30 days, past 12 months, and lifetime.

The interview included follow-up probes for respondents who were lifetime users of a given substance but did not know or refused to report when they last used it. Respondents who initially did not know when they last used a substance were asked to give their “best guess” of when they last used it. Respondents who initially refused to report when they last used a substance were asked to reconsider answering the question. If respondents changed their initial answer of “don’t know” or “refused” in response to these probes, the editing procedures incorporated data from these probes into the final, edited recency-of-use variables. For example, if respondents initially refused to report when they last used a substance but then reported last using it more than 30 days ago but within the past 12 months in response to a follow-up probe, their edited recency indicated use in that period, in the absence of any information inconsistent with what they reported in the probe (see below).

For substances other than prescription drugs, situations were identified and flagged in which there were inconsistencies between a respondent’s answer to a substance’s recency question (or the answer in a follow-up probe) and other data in that section. For example, it would be inconsistent for a respondent to report last using a substance “more than 12 months ago” but also to report having first used it at his or her current age. In this example, the edited recency variable was set to a value of 9 (see documentation in the paragraph below), and the

edited variable for the age at first use was set to the “bad data” code for missing data (see Section 11.3, Standard Code Conventions). These inconsistencies then were addressed by statistically imputing final values for the affected recency variable and the other variable(s) where the data were inconsistent with the respondent’s original answer to the recency question.

If values pertaining to the period when respondents last used a substance were changed through the editing procedures, special codes were assigned to indicate these edits had been done. The documentation for these codes included the phrase “LOGICALLY ASSIGNED.” For example, a code of 8 in a substance’s recency-of-use variable means “Used at some point in the past 12 months LOGICALLY ASSIGNED.” Specifically, if a respondent reported using a substance more than 30 days ago but within the past 12 months but other data suggested the respondent may have used the substance more recently, this code of 8 indicated that at least it could be inferred the respondent was a user in the past 12 months (and potentially more recently). Similarly, a code of 9 (“Used at some point in lifetime LOGICALLY ASSIGNED”) indicated the respondent was potentially a user in any period asked about for that particular substance, including the past 30 days. In particular, respondents were assigned a code of 9 if they initially answered “don’t know” or “refused” to a substance’s recency question and continued on follow-up to answer “don’t know” or “refused” regarding when they last used it.

11.2 Editing Procedure for Prescription Drug Variables

Respondents first were asked a series of screening questions about *any* use of specific prescription drugs (pain relievers, tranquilizers, stimulants, and sedatives) in the past 12 months (i.e., use or misuse) or any lifetime use if they did not report past year use. Respondents were asked about misuse in the past year of any of the specific prescription drugs they reported using in that period.

Consistent with the general editing principles described previously, an important component of editing the prescription drug variables involved determining whether respondents used (or misused) prescription drugs in their lifetime or in a particular period within their lifetime (e.g., within the past 12 months). If respondents reported any use of prescription drugs, the possibilities for most recent use were (1) use within the past 12 months, (2) use more than 12 months ago (i.e., if respondents explicitly reported they used no prescription drugs within that category within the past 12 months but they reported lifetime use), and (3) use at some point in the respondent’s lifetime (i.e., if respondents reported lifetime use of any prescription drug in a given category but they had missing data for use in the past year of specific prescription drugs).

Because of the structure of the prescription drug questions, respondents were not asked a specific question for their most recent misuse of any prescription drug in that category. Rather, variables for the most recent misuse of prescription pain relievers, tranquilizers, stimulants, and sedatives were created from respondents’ answers to questions about the misuse of any prescription drug in the category in the past 30 days, misuse of specific prescription drugs in a given category in the past 12 months, and lifetime misuse of any prescription drug in the category. For example, if respondents reported misuse of one or more specific prescription drugs in a given category in the past 12 months and they reported they did not misuse any prescription drug in that category in the past 30 days, then it could be inferred the most recent misuse for that prescription drug category occurred more than 30 days ago but within the past 12 months.

As with other substances described in the previous section, respondents could provide “indefinite” information on when they last misused prescription drugs. For example, if respondents reported misuse of one or more specific prescription drugs in the past 12 months but they did not know or refused to report whether they misused any prescription drug in the past 30 days, it could be inferred these respondents misused prescription drugs in the past 12 months and potentially in the past 30 days. In these situations, an indefinite value for the most recent period of misuse was assigned to the variables created for the most recent misuse of pain relievers, tranquilizers, stimulants, and sedatives (e.g., “Used at some point in the past 12 months LOGICALLY ASSIGNED”), and a final, specific value was statistically imputed.

Also, respondents were logically inferred to have misused (or used) a specific prescription drug in the past 12 months if they did not report misuse of that drug in the past 12 months but they specified misuse of that drug as “some other drug” within that category (e.g., any other prescription pain reliever) that they misused in the past 12 months. In addition, respondents were instructed not to report use or misuse of over-the-counter (OTC) drugs available without a prescription. Therefore, respondents whose reported past year misuse involved only OTC drugs were logically inferred not to have misused any prescription drug in that category in the past 12 months.

Details of the editing procedures for the drug use variables in 2020 will appear in the 2020 NSDUH methodological resource book, which will be available in 2022.

11.3 Standard Code Conventions

Generally, the following codes have the same (or consistent) meanings across all variables. Exceptions are noted in the documentation for individual variables.

91 or 991 or 9991, etc.	=	NEVER USED [DRUG(S) OF INTEREST]
93 or 993 or 9993, etc.	=	USED [DRUG] BUT NOT IN THE PERIOD OF INTEREST
94 or 994 or 9994, etc.	=	DON'T KNOW
97 or 997 or 9997, etc.	=	REFUSED
98 or 998 or 9998, etc.	=	BLANK (i.e., not answered; not asked the question)
99 or 999 or 9999, etc.	=	LEGITIMATE SKIP

The following analogous codes also were assigned as part of the logical editing process. Exceptions are noted in the documentation for specific variables.

81 or 981, 9981, etc.	=	NEVER USED [DRUG(S) OF INTEREST] Logically assigned
83 or 983, 9983, etc.	=	USED [DRUG] BUT NOT IN THE PERIOD OF INTEREST Logically assigned
85 or 985, 9985, etc.	=	BAD DATA Logically assigned (i.e., usually inconsistent with other data)
89 or 989, or 9989, etc.	=	LEGITIMATE SKIP Logically assigned

The codes of 81, 83, 85, and 89 were given values in the 80s to signify that existing values were overwritten during editing. For example, if a respondent was somehow routed into the youth experiences section but that respondent was subsequently classified as being 18 or older, any answer the respondent gave in the youth experiences section was overwritten with codes of 89 (or 989, etc.). These codes signify this adult respondent logically was not eligible to be asked the youth experiences questions.

Codes of 85 (or 985, etc.), 94 (or 994, etc.), 97 (or 997, etc.), and 98 (or 998, etc.) are codes for missing data. In particular, codes of 98 (i.e., blank) could occur in the data for the following reasons:

- The respondent broke off the interview before reaching a particular question or section.
- In situations where respondents were asked to specify something, such as the name of some other drug they had used, respondents typed only blank spaces.
- The CAI program skipped the respondent past a question, but there was some uncertainty as to whether the skipped question applied or did not apply to the respondent (e.g., if subsequent questions about a drug were skipped because the respondent did not know whether he or she ever used that drug).

12. Statistical Imputation

Statistical imputation refers to the substitution of acceptable estimated values for missing values. These imputed values cannot be directly distinguished from nonimputed values. Using statistical imputation, missing data were replaced with nonmissing values for selected variables. These variables can be identified in the codebook by their labels, within which can be found the words “IMPUTATION REVISED” or abbreviations such as “IMP REV.” In addition, most imputation-revised variables have names with the prefix “IR.” (Although no missing data are possible for gender, the “IR” prefix for IRSEX is maintained for continuity with past years.) Associated indicator variables tell the user which values are imputed and which ones are not. These indicator variables have the words “IMPUTATION INDICATOR” or abbreviations such as “IMP IND” in their labels and are identified with the prefix “II.” For some imputation-revised variables, additional imputation indicators are available, identified with the prefix “II2,” giving more details about the source of the imputed or logically assigned value. In most cases, the imputation-revised variable can be traced to a specific question in the questionnaire. However, the imputation-revised variable occasionally corresponds to an edited variable derived from several questions in the questionnaire.

With the 2020 survey, the drug use variables that underwent imputation were recency of (mis)use (i.e., “misuse” or “use”), frequency of use in the past 12 months, frequency of (mis)use in the past 30 days, past year initiation status, age at first (mis)use, and date of first (mis)use.

Age at first daily cigarette use and binge drinking frequency³⁵ in the past 30 days were also drug use variables that underwent statistical imputation. Beginning in 2015, drug use variables undergoing imputation also included the DSM-IV measures of substance dependence and abuse (use disorder) for hallucinogens, inhalants, methamphetamine, and prescription drugs (i.e., pain relievers, tranquilizers, stimulants, and sedatives).³⁶ Beginning in 2020, drug use variables undergoing imputation also included the DSM-5 measures of SUD and disorder severity for alcohol and illicit drugs as well as recency-of-use measures for any vaping, nicotine or tobacco vaping, synthetic marijuana, synthetic stimulants, and kratom.

Imputation of missing values in these drug use variables was accomplished using two imputation procedures developed specifically for NSDUH. The first method, predictive mean neighborhood (PMN), has been used to impute missing values in the survey since 1999 and is a combination of model-assisted and nearest neighbor hot-deck imputation methods. The second imputation method used to impute missing values for some drug use and SUD variables, modified predictive mean neighborhood (modPMN), is so named because it includes both simplifications and modifications to the PMN methodology and has been used for selected variables on NSDUH since 2015. The modPMN procedure uses the model-assisted imputation methodology of the PMN approach while also permitting the user to cycle through a set of related variables multiple times. The PMN method also was used in the 2020 survey to impute missing values in the demographic, employment status, immigrant status, income, insurance, and roster-derived household composition variables, as well as variables associated with responding pairs. One group of variables for which neither the PMN method nor the modPMN method was used is nicotine dependence. Instead, a weighted least squares regression was used to obtain continuous predicted means, which in turn were used directly as imputed values for this set of variables. More details on the methods used for imputation can be found in the 2020 NSDUH methodological resource book, which will be available in 2022.

For all imputation-revised variables except those associated with nicotine dependence, the levels within the variables are limited to the valid responses in the interview itself. If neither editing nor imputation was required for any of these variables, the levels for the edited and imputation-revised variables are the same, with each level corresponding to a valid interview response. If an edited variable has a logically assigned value for which no imputation was required, that logically assigned value was converted to the associated valid interview response in the imputation-revised variable. Finally, levels in the edited variable not corresponding to a valid interview response indicate the information available for that respondent was incomplete and, consequently, imputation was required. In the imputation-revised variable, these levels were replaced by imputed values corresponding to valid interview responses, which were made consistent with any preexisting information related to that variable. Examples of levels indicating incomplete information include “bad data,” “don’t know,” and “refused.” Also, in the case of recency of (mis)use, some levels in the edited variable describe a more general recency

³⁵ Binge alcohol use is defined as drinking five or more drinks on the same occasion for males and drinking four or more drinks on the same occasion for females (i.e., at the same time or within a couple of hours of each other) on at least 1 day in the past 30 days. Heavy alcohol use is defined as drinking five or more drinks on the same occasion for males or drinking four or more drinks of the same occasion for females on each of 5 or more days in the past 30 days; all heavy alcohol users are also binge alcohol users.

³⁶ DSM-IV measures of substance dependence and abuse for other substances continue to be zero-filled (i.e., missing data are treated as negative responses) to maintain consistency with previous years.

(e.g., misused at some point in the past 12 months) than was designated from a valid interview response, which, in the imputation-revised variable, were replaced by imputed values consistent with the general recency level.

12.1 Imputation Indicators

For each variable including imputed values, concomitant indicator variables distinguish imputed from nonimputed values. These associated variables have names nearly identical to the imputation-revised variables, except that the IR prefix was replaced by an II or an II2. In general, the imputation indicator variables with the II prefix have three levels:

- 1 = From interview
- 2 = Logically assigned
- 3 = Statistically imputed

These levels indicate whether the imputation-revised variable's value originated from interview responses, was logically assigned in the editing process, or was imputed. In some cases, the routing inherent in NSDUH prevented respondents from answering certain questions because of their responses to previous questions. For the drug use variables, if a respondent had been skipped out of a question, the response in the imputation-revised variable is coded as "never used" or is coded to indicate the respondent had not used in the relevant time period. For other variables where this occurred, the imputation-revised variable has a level with a label indicating a legitimate skip. The imputation indicators associated with these variables also have an additional level, which likewise has a label indicating a legitimate skip. Typically, this level is given as 9 (= Legitimate skip), often with an accompanying explanation for the skip.

Variables having an additional set of imputation indicators, as denoted by the prefix "II2," are IRWRKSTAT18, IRWRKSTAT, and the recency and frequency of drug use variables. Beginning in 2015 for smokeless tobacco, inhalants, hallucinogens, Ecstasy, ketamine, DMT/AMT/Foxy, *Salvia divinorum*, methamphetamine, and prescription drugs (i.e., pain relievers, tranquilizers, stimulants, and sedatives), only one set of imputation indicators denoted by the prefix "II" was created. Similarly, beginning in 2020, only one set of imputation indicators denoted by the prefix "II" was created for any vaping, nicotine or tobacco vaping, kratom, synthetic marijuana, and synthetic stimulants. For this set of drugs, these imputation indicators contain the more detailed breakdown of statistically imputed cases typically found in the variables with the prefix "II2" for all remaining drugs as described below. For IRWRKSTAT18 and IRWRKSTAT, the II2 variables provide more details about the constraints on imputed values, where the legitimate skip levels are equivalent to those given by the II variables. The drug use II2 variables are a result of the implementation of the flag-and-impute editing procedures on the recency-of-use data. Details on these editing procedures are given in Section 11, Logical Editing. With these editing procedures, inconsistent responses in the recency-of-use variables were replaced by more general, consistent responses. Subsequently, the specific responses then were imputed. If the response from a recency-of-use variable was considered partially known, such as past year use of a given drug with the more specific recency unknown, imputed values had to be limited to what was consistent with this incomplete information. The types of partial information available for a given variable are as follows:

- 8 = Used at some point in the past 12 months LOGICALLY ASSIGNED
- 9 = Used at some point in lifetime LOGICALLY ASSIGNED
- 14 = Used more than 12 months ago LOGICALLY ASSIGNED
- 19 = Used more than 30 days ago LOGICALLY ASSIGNED
- 29 = Used more than 30 days ago but in the past 3 years LOGICALLY ASSIGNED
- 39 = Used within the past 3 years LOGICALLY ASSIGNED
- 83 = Did not misuse within the past 12 months, lifetime misuse unknown
LOGICALLY ASSIGNED

Four of these levels (14, 19, 29, and 39) are for tobacco product use only, and the last level (83) is for pain relievers, tranquilizers, stimulants, and sedatives only. In the imputation indicator for recency of drug use variables, level 3 indicates statistical imputation, but no detail is given regarding any available partial information. The II2 variable breaks out the II level 3 into the following levels for nonprescription drugs:

- 3 = Statistically imputed data - lifetime use imputed
- 4 = Statistically imputed data - edited recency = 9
- 5 = Statistically imputed data - edited recency = 8
- 6 = Statistically imputed data - edited recency = 19
- 7 = Statistically imputed data - edited recency = 14
- 8 = Statistically imputed data - edited recency = 29
- 9 = Statistically imputed data - edited recency = 39

For the prescription drugs (i.e., pain relievers, tranquilizers, stimulants, and sedatives), the levels of the imputation indicator variables for recency of misuse also contained information on whether the recency variable associated with any use in the past year or lifetime required imputation. For these drugs, the statistically imputed cases are broken out into the following levels to account for this additional source of information:

- 3 = Statistically imputed data - recency of any use imputed
- 4 = Statistically imputed data - recency of any use known
- 5 = Statistically imputed data - edited recency = 9
- 6 = Statistically imputed data - edited recency = 8
- 7 = Statistically imputed data - edited recency = 83

12.2 Constraints and Consistency

The imputation of missing values in the demographic and drug use variables was subject to numerous constraints to ensure imputed values would be consistent with preexisting, nonmissing values. For multivariate analyses, the imputation-revised variables should be used as

long as these variables all come from the same section of the interview. On the other hand, no attempt was made to ensure consistency between the imputation-revised variables from different sections of the questionnaire or between variables that undergo imputation and those that do not. For example, the question on the most recent use of cocaine (CCLAST3) from the cocaine section of the questionnaire undergoes imputation, and every attempt is made to ensure this variable is consistent with other nonmissing information from the same section of the questionnaire, such as age at first use and frequency of use. However, it is possible for the imputation-revised cocaine recency variable (IRCOCRC) to be inconsistent with the question on the most recent use of cocaine with a needle (SD06), which does not undergo imputation, from the special drugs section of the codebook. Therefore, for analyses of relationships requiring imputation-revised variables from multiple sections of the interview or a combination of imputation-revised variables and variables that do not undergo imputation, simultaneous use of these variables may not be appropriate.

13. Variance Estimation of Estimated Numbers of Individuals

Prevalence rates are the proportions of the population who exhibit characteristics of interest (such as substance use). Let \hat{p}_d represent the prevalence rate of interest for domain d . Then \hat{p}_d would be defined as the ratio

$$\hat{p}_d = \frac{\hat{Y}_d}{\hat{N}_d},$$

where $\hat{Y}_d = \sum_{i \in S} w_i \delta_i y_i$, which represents the estimated number of individuals with the characteristic of interest in domain d ; $\hat{N}_d = \sum_{i \in S} w_i \delta_i$, which represents the estimated total number of individuals in the domain d ; S represents the sample; w_i represents the analysis weight; δ_i represents an indicator variable defined as 1 if the i th sample unit is in domain d and is equal to 0 otherwise; and y_i represents an indicator variable defined as 1 if the i th sample unit exhibits the characteristic of interest and is equal to 0 otherwise.

The sampling error of an estimate is the error caused by the selection of a sample instead of conducting a census of the population. The sampling error may be reduced by selecting a large sample and/or by using efficient sample design and estimation strategies, such as stratification, optimal allocation, and ratio estimation. The use of probability sampling methods in NSDUH allows estimation of sampling error from the survey data. The standard errors (SEs, which are the square roots of the variances) are used to identify unreliable estimates and to test for the statistical significance of differences between estimates.³⁷

³⁷ Caution should be used when comparing estimates between 2020 and prior years because of the methodological changes for 2020.

Suitable software packages, such as SUDAAN[®],³⁸ can be used to calculate direct estimates of \hat{Y}_d and \hat{N}_d (and, therefore, \hat{p}_d) and also can be used to estimate their respective SEs. Although SEs of the estimates of means and proportions can be calculated appropriately in software (such as SUDAAN) using a Taylor series linearization approach, SEs of the estimates of totals may be underestimated in situations where the domain size is poststratified to data from the U.S. Census Bureau.

When the domain size, \hat{N}_d , is free of sampling error because the domain size has been fixed (see below), the following formula is an alternative to using SUDAAN to estimate the SE for the total number of individuals with a characteristic of interest (e.g., substance users):

$$SE(\hat{Y}_d) = \hat{N}_d SE(\hat{p}_d).$$

This alternative SE estimation method is theoretically correct when the domain size estimates, \hat{N}_d , are fixed (i.e., among those domains forced to match their respective U.S. Census Bureau population estimates through the weight calibration process).³⁹

In these situations, \hat{N}_d is not subject to a sampling error induced by the NSDUH design. For an estimated number, \hat{Y}_d , where the domain \hat{N}_d is not fixed (i.e., where domain size estimates are not forced to match the U.S. Census Bureau population estimates), this alternative SE estimation method still may provide a good approximation if it can be assumed that the sampling variation in \hat{N}_d is negligible relative to the sampling variation in \hat{p}_d . This is a reasonable assumption for many situations in this study.

For some subsets of domain estimates, using this alternative SE estimate method where domain sizes are not fixed yielded an underestimate of the SE of a total because \hat{N}_d was subject to considerable variation. Because of this underestimation, the alternative SE estimation method was not implemented when \hat{N}_d was not fixed.

A “mixed-method” approach can be used to improve the accuracy of SEs and to better reflect the effects of poststratification on the variance of total estimated numbers of individuals. This approach assigns the method of SE calculation to domains (i.e., subgroups for which the estimates were calculated) within tables so that all estimates among a select set of domains with fixed \hat{N}_d were calculated using the alternative SE estimate method above, and all other estimates were calculated directly in SUDAAN, regardless of what the other estimates are within the same table. The use of such SEs for the estimated number of individuals did not affect the SE estimates for the corresponding proportions because all SEs for means and proportions are

³⁸ RTI International. (2013). *SUDAAN[®] language manual, Release 11.0.1*. Research Triangle Park, NC: Author.

³⁹ Center for Behavioral Health Statistics and Quality. (forthcoming). *2020 National Survey on Drug Use and Health (NSDUH) methodological resource book, Section 11: Person-level sampling weight calibration*. Rockville, MD: Substance Abuse and Mental Health Services Administration.

calculated directly in SUDAAN. [Table 1](#) includes the domains that should utilize the alternative SE method due to fixed \hat{N}_d for the 2020 PUF.

Table 1. Demographic Domains for the Public Use File That Should Use the Alternative Standard Error Estimation Method for Calculating the Standard Errors of the Estimated Number of Individuals, Totals: 2020

Main Effect	Two-Way Interaction
Age Group 12-17 18-25 26-34 35+ Collapsed Age Categories ¹	Age Group × Gender (e.g., Males Aged 12-17)
Gender Male Female	
Race/Ethnicity Hispanic or Latino Not Hispanic or Latino, White ²	

NSDUH = National Survey on Drug Use and Health; SE = standard error.

Note: The alternative SE estimation method for the estimated number of individuals (totals), $SE(\hat{Y}_d) = \hat{N}_d SE(\hat{p}_d)$, is applied when the domain size estimates, \hat{N}_d , are among those forced to match their respective U.S. Census Bureau population estimates through the weight calibration process.

Note: The alternative SE estimation method does not affect the SEs for the corresponding means and proportions. These latter SEs are calculated directly in SUDAAN®, whereas the alternative SE estimation method is computed outside of SUDAAN using the formula provided in the first note. See the following reference: RTI International. (2013). *SUDAAN® language manual, Release 11.0.1*. Research Triangle Park, NC: Author.

Note: Domains in this table may appear to be different from those in Table 3.1 of the 2020 NSDUH methodological summary and definitions report because of different adjustments applied to the weights on the public use file. All weights except for the standard analysis weight (ANALWTQ1Q4_C) were dropped from the public use file. See the following reference: Center for Behavioral Health Statistics and Quality. (2021). *2020 National Survey on Drug Use and Health: Methodological summary and definitions*. Retrieved from <https://www.samhsa.gov/data/>

¹ Main effect age group categories shown in the table can be collapsed to form broader age group categories (e.g., 12 or older, 18 or older, 18 to 34, 12 to 25). Collapsed main effect age group categories and two-way interactions with other main effect demographic domains shown (e.g., males aged 35 or older) also use the alternative SE estimation method because the collapsed main effects will sum to the census totals for the category being defined. However, broader age groups including only a subset of the main effect age groups (e.g., 12 to 20, 21 or older, 15 to 44), age groups finer than the main effect age groups (e.g., 12 and 13, 18 to 20), or two-way interactions of these types of collapsed age categories with other main effect domains (e.g., females aged 15 to 44) should not use the alternative SE estimation method.

² This domain is considered a two-way interaction. Thus, any additional domains crossed with Not Hispanic or Latino, White (e.g., Not Hispanic or Latino, Whites aged 18 to 25) represent three-way interactions that do not use the alternative SE estimation method.

Source: SAMHSA, Center for Behavioral Health Statistics and Quality, National Survey on Drug Use and Health, 2020.

14. Statistical Significance of Differences

NSDUH data are often used to compare estimates among subdomains or across time. As previously described, the 2020 NSDUH underwent major methodological changes due to COVID-19. If comparisons of 2020 data with prior years of NSDUH data are done, which is not recommended, these changes should be taken into consideration. See the 2020 methodological summary and definitions for more details on methodological changes.

Similar changes in methodology or design in the past led to similar cautions against comparing estimates across the time of the change. Due to the 2002 NSDUH methodology changes, the 2002 data constituted a new baseline for tracking trends in substance use and other measures. As noted previously, it is not considered appropriate to make comparisons of the 2002 and later NSDUH estimates with 2001 and earlier NHSDA estimates to assess changes in substance use over time. If comparisons such as these are made, it is recommended they be interpreted with caution. For a more detailed description of the changes to the 2002 NSDUH methodology, see Appendix C of the *Results from the 2002 National Survey on Drug Use and Health: National Findings*. A partial questionnaire redesign in 2015 caused many estimates to break trends. Further questionnaire updates since 2015 could also affect the comparability of some measures. For the effects of questionnaire changes since 2015 on trends, see the codebook notes for more detailed information.

Besides periods when there have been methodological changes or questionnaire changes, the NSDUH data have been commonly used for comparing estimates across years and between or among subdomains within a given year. Customarily, the observed difference between estimates is evaluated in terms of its statistical significance. Statistical significance is based on the p value of the test statistic and refers to the probability that a difference as large as that observed would occur due to random variability in the estimates if there were no differences in the prevalence estimates for the population groups being compared. The significance of observed differences is generally reported at the .05 level when the p value is defined as less than or equal to the designated significance level.

When comparing prevalence estimates, one can test the null hypothesis (no difference between prevalence estimates) against the alternative hypothesis (there is a difference in prevalence estimates) using the standard difference in proportions test expressed as

$$Z = \frac{\hat{p}_1 - \hat{p}_2}{\sqrt{\text{var}(\hat{p}_1) + \text{var}(\hat{p}_2) - 2\text{cov}(\hat{p}_1, \hat{p}_2)}},$$

where \hat{p}_1 = first prevalence estimate, \hat{p}_2 = second prevalence estimate, $\text{var}(\hat{p}_1)$ = the estimated variance of first prevalence estimate, $\text{var}(\hat{p}_2)$ = the estimated variance of second prevalence estimate, and $\text{cov}(\hat{p}_1, \hat{p}_2)$ = the estimated covariance between \hat{p}_1 and \hat{p}_2 . Note that the first and second prevalence estimates may take the form of prevalence estimates from two different survey years (e.g., 2018 and 2019, respectively),⁴⁰ prevalence estimates from sets of combined

⁴⁰ This statement applies to years prior to 2020 because testing is not recommended between 2020 NSDUH estimates and prior year estimates.

survey data (e.g., 2016-2017 annual averages and 2018-2019 annual averages, respectively),⁴¹ or prevalence estimates for populations of interest within a single survey year. For more information on the various types of tests, see Chapter 7 in the 2019 statistical inference report.⁴²

Under the null hypothesis, Z is asymptotically distributed as a normal random variable. Therefore, calculated values of Z can be referred to as the unit normal distribution to determine the corresponding probability level (i.e., p value). Because the covariance term between the two estimates is not necessarily zero, SUDAAN may be used to compute estimates of Z along with the associated p values such that the covariance term is calculated by taking the sample design into account. A similar procedure and formula for Z is used for testing between estimated totals rather than prevalence rates.

When comparing outcomes of interest for all data points across all years of interest (e.g., 2002 to 2019 for past month cigarette use),⁴³ linear and quadratic trend testing can be conducted using SUDAAN. Linear trend testing indicates whether estimates have decreased, increased, or remained steady over the period of interest. Quadratic trend testing indicates whether estimates have leveled off or changed direction over the period of interest. For more information on computing linear trend tests using 2019 data and prior years, see the 2019 statistical inference report.

Statistical tests can also be conducted among population subgroups within a single year (i.e., between males and females in 2020). When comparing population subgroups defined by three or more levels of a categorical variable, log-linear chi-square tests of independence of the subgroup and the prevalence variables should be conducted first to control the error level for multiple comparisons. If Shah's Wald F test (transformed from the standard Wald chi-square and computed in SUDAAN) indicates overall significant differences, the significance of each particular pairwise comparison of interest should be tested using SUDAAN analytic procedures to properly account for the sample design.

If SUDAAN is not available to compute the significance testing, using published estimates can provide similar testing results. When comparing prevalence rates shown with standard errors, t tests that assume independence for the difference of proportions can be performed and usually will provide the same results as tests performed in SUDAAN. However, where the p value is close to the predetermined level of significance, results may differ for two reasons: (1) the covariance term is included in the SUDAAN tests, whereas it is not included in t tests that assume independence; and (2) the reduced number of significant digits shown in the published estimates may cause rounding errors in the t tests.

Although not generated in all NSDUH publications, some publications do include sampling error in the form of 95 percent confidence intervals (CIs). CIs for NSDUH are

⁴¹ See Section 18, Special Types of Analyses, for more information and considerations for pooling 2020 data with prior year NSDUH data.

⁴² Center for Behavioral Health Statistics and Quality. (2020). *2019 National Survey on Drug Use and Health (NSDUH) methodological resource book, Section 13: Statistical inference report*. Rockville, MD: Substance Abuse and Mental Health Services Administration.



⁴³ This statement applies to years prior to 2020 because testing is not recommended between 2020 NSDUH estimates and prior year estimates.

computed using degrees of freedom and critical values of the *t*-distribution, which will change, dependent on which sample of data is being analyzed. For more information about computing CIs and degrees of freedom, see Chapters 8 and 6, respectively, in the 2019 statistical inference report. In terms of testing for differences between prevalence rates shown with 95 percent CIs, it is important to note that two overlapping 95 percent CIs do not necessarily imply their rates are statistically equivalent at the 5 percent level of significance.⁴⁴

15. Confidentiality of Data

To protect the confidentiality of respondents to the 2020 NSDUH, the full analytic file of 36,284 individuals was treated using a statistical disclosure limitation method called MASSC,^{45,46,47} which consists of the following four major steps: Micro Agglomeration, optimal probabilistic Substitution, optimal probabilistic Subsampling, and optimal sampling weight Calibration. All directly identifying information (such as name, phone number, and address) on the file was eliminated. In addition, census region, state, and other geographic identifiers were removed. Moreover, the household link between respondents from the same household was not included in the PUF. Specifically, for 2020, factors like having significant reduction in sample size due to the COVID-19 pandemic, having different modes in data collection (i.e., in-person and web mode interviews), and conducting the CVS, have required additional treatment to minimize disclosure risk and to adequately protect respondents' confidentiality. For this purpose, the variable QUARTER and all variables that would reveal quarter information (e.g., variables asked only in Quarter 1 or Quarter 4) have been removed from the file. Additionally, the variable MODE was not retained on the PUF. As noted in prior sections, all COVID-19-related variables and all CVS-related variables have been excluded from the PUF.

All other variables on the file were reviewed for the possibility of identifying a respondent by combining a number of variables at one time. Variables considered to have a high potential of personal identification, as well as a high value for analysis, were treated by standard procedures of categorization, top-and-bottom coding, and local suppression if deemed risky. Using the selected key identifying variables, the data were partitioned into risk strata in the micro agglomeration step to control for the level of treatment based on the records' risk status in the

⁴⁴ For additional information, see the following reference: Payton, M. E., Greenstone, M. H., & Schenker, N. (2003). Overlapping confidence intervals or standard error intervals: What do they mean in terms of statistical significance? *Journal of Insect Science*, 3, 34. <https://doi.org/10.1673/031.003.3401> . Also see the following reference for further details: Schenker, N., & Gentleman, J. F. (2001, August). On judging the significance of differences by examining the overlap between confidence intervals. *American Statistician*, 55(3), 182-186. <https://doi.org/10.1198/000313001317097960> 

⁴⁵ Singh, A. C. (2002). *Method for statistical disclosure limitation* (U.S. Patent Application Pub. No. US 2004/0049517A1). Research Triangle Park, NC: RTI International. The patent was granted in June 2006 (Patent No. US7058638B2).

⁴⁶ Singh, A. C., Yu, F., & Dunteman, G. H. (2003). MASSC: A new data mask for limiting statistical information loss and disclosure. In *Proceedings of the Joint UNECE/EUROSTAT Work Session on Statistical Data Confidentiality, Luxembourg* (Working Paper No. 23, pp. 373-394). Geneva, Switzerland: United Nations Statistical Commission and Economic Commission for Europe Conference of European Statisticians, European Commission Statistical Office of the European Communities (EUROSTAT).

⁴⁷ Singh, A., Yu, F., & Wilson, D. H. (2004, August). Measures of information loss and disclosure risk under MASSC treatment of micro-data for statistical disclosure limitation. In *Proceedings of the 2004 Joint Statistical Meetings, American Statistical Association, Section on Survey Research Methods, Toronto, Canada* (pp. 4374-4381). Alexandria, VA: American Statistical Association.

subsequent MASSC steps. In addition, two other techniques were used in MASSC to introduce sufficient uncertainty for anyone who attempted to identify individuals and their confidential responses. First, on a random basis, a sample of records was drawn, and variables were substituted from a similar donor record. This step, referred to as substitution, introduces uncertainty about the identity of a record in the database. This process makes it difficult for an intruder to be certain that any record corresponds to a specific individual because some of the variables used to identify the record may have come from other individuals. Second, a portion of the records was randomly removed from the file to reduce the probability of determining that any known respondent was in the PUF. This step, referred to as subsampling, introduces further uncertainty about the presence of a target record in the database. The result is that there is a very small probability of identifying an individual from the file.

Substitution and subsampling were done while simultaneously constraining the resultant file to a minimal increase in bias and a minimal decrease in precision for numerous estimates of drug use prevalence across a number of domains. In addition, the weights on the final file were recalibrated to known totals from the full restricted-use analytic file so as to minimize the decrease in precision owing to the two techniques noted above (for details, see Section 16, Public Use File Weight Calibration). Under the MASSC framework, both disclosure risk and information loss are controlled and measured simultaneously.

A further disclosure control procedure includes the treatment of the design variables on the full restricted-use analytic data file, namely VEREP (variance estimation [pseudo] replicate within stratum) and VESTRQ1Q4 (variance estimation [pseudo] stratum). These replicate and stratum identifiers were treated by coarsening, substitution, and scrambling to produce the versions of the design variables included on the PUF. Similar to the 2014 to 2019 PUFs, the 2020 PUF's variance estimation stratum variable VESTRQ1Q4_C was aggregated into 50 pseudo-strata due to the sample redesign since the 2014 NSDUH, whereas in 2013 and prior years, there were 60 pseudo-strata. In addition, certain variables were recoded (e.g., by collapsing of rare levels), collapsed (e.g., by combining low frequency variables) to make composite variables, or locally suppressed (e.g., by setting to missing values) for confidentiality reasons.

These statistical disclosure limitation methods have been implemented in such a way that the PUF continues to be representative of civilian members of the noninstitutionalized population in the United States. The 2020 PUF contains 32,893 records.

16. Public Use File Weight Calibration

As noted in Section 15, Confidentiality of Data, after the substitution step in MASSC, some respondents have their identifying variables changed, and after the subsampling step, a dataset that is a subset of the original full sample of the analytic data file is produced. Thus, weight calibration is needed in which the PUF weights are calibrated to the full sample totals to reduce bias due to substitution and variance due to subsampling.

In the subsampling step, the SAS procedure SURVEYSELECT was used to select a subsample based on the selection probabilities obtained from the subsampling step for each

record. The Chromy sampling method⁴⁸ was used to sequentially draw a random subsample within each stratum defined by the sampling design variables VEREP and VESTRQ1Q4 (i.e., the analytic full sample design variables before disclosure treatment). For each record, SAS generated a weight adjustment, which is approximately the inverse probability of selection for that record. The original analysis weight ANALWT_Q1Q4 was multiplied by this weight adjustment to get an intermediate subsample weight ANALWTQ1Q4_2. This step accounts for the different subsampling rates for the respondents and ensures that the total weight of the subsample (ANALWTQ1Q4_2) is close to the total weight of the original sample (ANALWT_Q1Q4).

In the calibration step, ANALWTQ1Q4_2 was further adjusted so that the sum of the final PUF weights (ANALWTQ1Q4_C) matched the sum of ANALWT_Q1Q4 from the original analytic data for a set of main study variables and auxiliary variables (which were select identifying variables, such as demographic variables). This process, known as calibration in MASSC, is a poststratification adjustment and helps reduce bias due to substitution and variance due to subsampling. The generalized exponential model (GEM) developed by Folsom and Singh⁴⁹ was used for this poststratification, and the control total used for poststratification was the final analysis weight ANALWT_Q1Q4 from the full analytic dataset. Variables (both main effects and two-way interactions) used in the weight calibration in GEM were typically demographic variables. Sometimes, a few of the variables were dropped or collapsed if they had a zero or a small sample size or if the model had convergence issues. The sampling weights on the PUF were adjusted for subsampling and calibrated with respect to approximately 45 demographic domains. A sublist of the domains that match their respective U.S. Census Bureau population estimates can be found in [Table 1](#) (shown earlier), where an alternative way can be used to estimate SEs of the totals; for details, see Section 13, Variance Estimation of Estimated Numbers of Individuals.

For each record on the PUF, the final weight after calibration was referred to as ANALWTQ1Q4_C, which is the product of ANALWTQ1Q4_2 and the weighting adjustment factor from GEM. The sum of ANALWTQ1Q4_C on the PUF is identical to the sum of ANALWT_Q1Q4 on the full analytic file, both overall and by values of the calibration variables in [Table 1](#).

17. Public Use File Estimates and Standard Errors

A number of variables were reviewed after the above disclosure avoidance process was completed to determine the impact of these techniques on the bias and precision of estimates compared with those from the full (i.e., untreated or restricted-use) file. These variables included both variables for which partial records were substituted and other variables that were not perturbed. In addition, the change in precision in estimates was studied for 340 combinations of

⁴⁸ Chromy, J. R. (1979). Sequential sample selection methods. In *Proceedings of the 1979 American Statistical Association, Survey Research Methods Section, Washington, DC* (pp. 401-406). Retrieved from <http://www.asasrms.org/Proceedings/index.html>

⁴⁹ Folsom, R. E., & Singh, A. C. (2000). The generalized exponential model for sampling weight calibration for extreme values, nonresponse, and poststratification. In *Proceedings of the 2000 Joint Statistical Meetings, American Statistical Association, Survey Research Methods Section, Indianapolis, IN* (pp. 598-603). Retrieved from <http://www.asasrms.org/Proceedings/index.html>

34 domains and 10 response variables (e.g., the combination of past month alcohol use in the 12 to 17 age group). The ratio of the estimates from the PUF and the full restricted-use file was calculated for each domain and response variable combination. The average ratio over the 34 domains for the 10 response variables was within the 0.93 to 1.00 range. Similarly, to assess the decrease in precision, the SE was compared between the PUF and the full restricted-use file. For the 10 response variables, the average increase in SEs over the 34 domains was about 0.6 to 8 percent, with the exception of CIGMON (past month cigarette use) and INHALFLAG (inhalants ever used indicator), which had an average increase in the SE of about 12 percent, and COCYR (cocaine past year use), which had an average decrease in the SE of about 4 percent.

Survey analysis software can be used (along with the weight variable ANALWTQ1Q4_C and the PUF design variables VEREP and VESTRQ1Q4_C) to produce estimates and their SEs. [Tables 2](#) and [3](#) show the ratios of the prevalence estimates and their SEs calculated from the PUF to those calculated from the full restricted-use file for certain demographic domains not included in the calibration constraints.

[Table 2](#) shows the ratios of prevalence estimates and SEs from the PUF subsample to the full sample for past month marijuana use, a relatively high prevalence drug. [Table 3](#) shows the same ratios for past year heroin use, a relatively low prevalence drug. The results are shown for seven demographic domains.

Table 2. Past Month Marijuana Prevalence and Standard Error Ratios of the Public Use File Subsample to the Full Sample, by Seven Domains: 2020

Domain	Prevalence Ratio	Standard Error Ratio
Non-Hispanic American Indian or Alaska Native	1.04	0.89
Non-Hispanic Native Hawaiian or Other Pacific Islander	1.13	1.14
Non-Hispanic Asian	1.06	0.71
Non-Hispanic Two or More Races	1.05	1.07
Household with Four Members	0.99	1.02
Household with Five Members	0.98	1.15
Household with Six or More Members	0.96	1.10

Note: Ratio = (Public use file subsample estimate/Full analytic sample estimate).

Source: SAMHSA, Center for Behavioral Health Statistics and Quality, National Survey on Drug Use and Health, 2020.

Table 3. Past Year Heroin Prevalence and Standard Error Ratios of the Public Use File Subsample to the Full Sample, by Seven Domains: 2020

Domain	Prevalence Ratio	Standard Error Ratio
Non-Hispanic American Indian or Alaska Native	1.42	1.42
Non-Hispanic Native Hawaiian or Other Pacific Islander
Non-Hispanic Asian
Non-Hispanic Two or More Races	1.25	1.21
Household with Four Members	1.09	1.06
Household with Five Members	0.70	0.78
Household with Six or More Members	0.74	0.97

Note: Ratio = (Public use file subsample estimate/Full analytic sample estimate). Missing cells (signified by two dots) are due to a zero-observed prevalence rate in certain race/ethnicity domains.

Source: SAMHSA, Center for Behavioral Health Statistics and Quality, National Survey on Drug Use and Health, 2020.

Users of the NSDUH PUFs are cautioned against analyzing and interpreting near zero or low prevalence outcomes and estimates based on small sample sizes (like estimates in [Table 3](#)). PUF users are encouraged to implement suppression criteria⁵⁰ in order to suppress estimates considered to have low precision.

Information on how to define options for analyzing NSDUH PUF data along with sample SUDAAN, SAS, and Stata code for producing estimates, performing statistical tests of differences, and fitting linear or logistic regression models are provided in an appendix titled Sample SUDAAN, SAS, and Stata Code and PUF Estimates. Additionally, a few sample tables produced from the 2020 NSDUH PUF are included in that appendix so that users can ensure that PUF data are downloaded correctly by replicating the estimates in those tables.

18. Special Types of Analyses

Data file users who wish to analyze data from multiple survey years, including 2020 (e.g., 2002 through 2020⁵¹), should first sort the combined data by the sample design variables (VESTRQ1Q4_C in 2020 and VESTR in prior years and VEREP). These variables then are specified in a software package, such as SUDAAN, to automatically account for the 50 percent overlap between successive years when estimating variances and SEs. The final PUF person-level analysis weight on the data file should be used when analyzing data for any single year or when comparing estimates between years within a combined file containing data from multiple years. The 2020 person-level analysis weight variable names and variance estimation variable names would need to be renamed to be consistent across years before running analyses on the combined dataset using statistical software. Estimation of the annual average number of individuals who have engaged in a particular behavior based upon pooled data from multiple years requires adjustment to the analysis weights. These adjusted weights would be created as the final weight divided by the number of years of combined data (e.g., the person-level weight divided by 19 for estimates based on the 19-year combined data from 2002 through 2020).

Any inference drawn from estimates or analyses based on pooling 2020 data with previous years needs to be viewed in conjunction with the 2020 data changes mentioned previously. For example, estimates based on pooling multiple years of data involving 2020 data will represent an overall average of temporal, mode of data collection, and COVID-19 pandemic effects. As more and more data are pooled, any effects of mode of data collection in 2020 and the COVID-19 pandemic on the resulting estimates or analyses will diminish. Data users should exercise caution when comparing estimates from 2020 with estimates from prior years. Given the methodological changes that occurred in 2020, independent reasons for differences in estimates from 2020 and prior years cannot be determined conclusively. Also, as mentioned in Section 15, Confidentiality of Data, the variable QUARTER is not available on the 2020 PUF; therefore, generating estimates using some combination of quarter-level data is not permitted.

⁵⁰ The suppression rules used for the 2020 NSDUH national estimates are in Section 3.2.2 of the 2020 NSDUH methodological summary and definitions. However, PUF users can use their own discretion to formulate appropriate suppression rules.

⁵¹ Changes in the sample design are accounted for in the sample design variables. Therefore, it is appropriate to combine 2002 through 2013 data with data from 2014 and onward.

In years when a split-sample design is implemented (such as in 2004), a special weight is developed for the split samples. When analysis with pooled data from multiple years is conducted, analysts should check the documents for those specific years on how to use the analysis weights in order to use a proper weight for the pooled data analysis.

For details on how to analyze several years of combined PUF data, refer to the section on Examples of SUDAAN, Stata, and SAS Code in the combined 2002-2019 PUF codebook addendum.⁵²

⁵² From the main SAMHDA webpage at <https://datafiles.samhsa.gov/>, click on the “Data Sources” tab. Next, select “Population Data (NSDUH)” from the drop-down list. Click on “Choose Year” and select “NSDUH 2002-2019” then click on “Related Files.” The 2002-2019 addendum is available as a Word file download with a filename of “nsduh-2002-2019-ds0001-other-combined-puf-addendum-02-19.docx”.

IDENTIFICATION

IDENTIFICATION

The following variable, QUESTID2, is a unique record identifier within a particular study year. The IDs may be repeated in other study years, so analysts should always consider the study year when using the QUESTID2.

[QUESTID2](#) Len : 7 RESPONDENT IDENTIFICATION

The following variable, FILEDATE, represents the date the SAS data file was created.

[FILEDATE](#) Len : 10 CREATION DATE OF THE DATA FILE

TOBACCO

SELF-ADMINISTERED SUBSTANCE USE SECTIONS

TOBACCO

These questions are about your use of tobacco products. This includes cigarettes, chewing tobacco, snuff, cigars, and pipe tobacco. The first questions are about cigarettes only.

Have you ever smoked part or all of a cigarette?

(CG01, CGREF1)

CIGEVER

Len : 1 EVER SMOKED A CIGARETTE

	Freq	Pct
1 = Yes.....	14625	44.46
2 = No.....	18268	55.54

If one of your best friends offered you a cigarette, would you smoke it?

(CG02)

CIGOFRSM

Len : 2 IF BEST FRIEND OFFERED, WOULD YOU SMOKE CIG

	Freq	Pct
1 = Definitely Yes.....	7	0.02
2 = Probably Yes.....	86	0.26
3 = Probably Not.....	772	2.35
4 = Definitely Not.....	4410	13.41
94 = DON'T KNOW.....	3	0.01
97 = REFUSED.....	1	0.00
99 = LEGITIMATE SKIP.....	27614	83.95

At any time during the next 12 months do you think you will smoke a cigarette?

(CG03)

CIGWILYR

Len : 2 DO YOU THINK YOU'LL SMOKE CIG IN NEXT 12 MOS

	Freq	Pct
1 = Definitely Yes.....	4	0.01
2 = Probably Yes.....	22	0.07
3 = Probably Not.....	548	1.67
4 = Definitely Not.....	4697	14.28
94 = DON'T KNOW.....	7	0.02
97 = REFUSED.....	1	0.00
99 = LEGITIMATE SKIP.....	27614	83.95

How old were you the first time you smoked part or all of a cigarette?

(CG04)

CIGTRY

Len : 3 AGE WHEN FIRST SMOKED A CIGARETTE

	Freq	Pct
RANGE = 1 - 55.....	14513	44.12
985 = BAD DATA Logically assigned.....	50	0.15
991 = NEVER USED CIGARETTES.....	18268	55.54
994 = DON'T KNOW.....	48	0.15
997 = REFUSED.....	14	0.04

Did you first smoke part or all of a cigarette in [CURRENT YEAR - 1] or [CURRENT YEAR]?

Did you first smoke part or all of a cigarette in [CURRENT YEAR - 2] or [CURRENT YEAR - 1]?

In what month in [CURRENT YEAR] did you first smoke part or all of a cigarette?

(CG04A, CG04B, CG04C)

CIGYFU

Len : 4 YEAR OF FIRST CIGARETTE USE - RECODE

	Freq	Pct
RANGE = 2018 - 2020.....	430	1.31
9985 = BAD DATA Logically assigned.....	59	0.18
9989 = LEGITIMATE SKIP Logically assigned.....	38	0.12
9991 = NEVER USED CIGARETTES.....	18268	55.54
9994 = DON'T KNOW.....	50	0.15
9997 = REFUSED.....	14	0.04
9998 = BLANK (NO ANSWER).....	25	0.08
9999 = LEGITIMATE SKIP.....	14009	42.59

TOBACCO

In what month in [CURRENT YEAR] did you first smoke part or all of a cigarette?

In what month in [YEAR FROM CG04a or CG04b] did you first smoke part or all of a cigarette?

(CG04C, CG04D)

CIGMFU

Len : 2 MONTH OF FIRST CIGARETTE USE - RECODE

	Freq	Pct
1 = January.....	25	0.08
2 = February.....	26	0.08
3 = March.....	16	0.05
4 = April.....	16	0.05
5 = May.....	29	0.09
6 = June.....	37	0.11
7 = July.....	47	0.14
8 = August.....	36	0.11
9 = September.....	40	0.12
10 = October.....	63	0.19
11 = November.....	39	0.12
12 = December.....	39	0.12
85 = BAD DATA Logically assigned.....	59	0.18
89 = LEGITIMATE SKIP Logically assigned.....	38	0.12
91 = NEVER USED CIGARETTES.....	18268	55.54
94 = DON'T KNOW.....	67	0.20
97 = REFUSED.....	14	0.04
98 = BLANK (NO ANSWER).....	25	0.08
99 = LEGITIMATE SKIP.....	14009	42.59

NOTE: This variable incorporates values from the two questions shown below. This variable also incorporates values from two probe questions that were asked when the respondent answered DON'T KNOW or REFUSED to the second question shown below.

Now think about the past 30 days, that is, from [DATEFILL] up to and including today. During the past 30 days, have you smoked part or all of a cigarette? How long has it been since you last smoked part or all of a cigarette?

(CG05, CG06, CG06DK, CG06RE)

CIGREC

Len : 2 TIME SINCE LAST SMOKED CIGARETTES

	Freq	Pct
1 = Within the past 30 days.....	4105	12.48
2 = More than 30 days ago but within the past 12 mos.....	1409	4.28
3 = More than 12 months ago but within the past 3 yrs.....	1514	4.60
4 = More than 3 years ago.....	7509	22.83
8 = Used at some point in the past 12 mos LOG ASSN.....	4	0.01
9 = Used at some point in the lifetime LOG ASSN.....	5	0.02
14 = Used more than 12 months ago LOG ASSN.....	36	0.11
19 = Used more than 30 days ago LOG ASSN.....	21	0.06
29 = Used more than 30 dys ago but in pst 3 yr LOG ASSN.....	22	0.07
91 = NEVER USED CIGARETTES.....	18268	55.54

During the past 30 days, that is since [DATEFILL], on how many days did you smoke part or all of a cigarette?

(CG07)

CIG30USE

Len : 2 HOW MANY DAYS SMOKED CIG IN PAST 30 DAYS

	Freq	Pct
RANGE = 1 - 30.....	4079	12.40
91 = NEVER USED CIGARETTES.....	18268	55.54
93 = DID NOT USE CIGARETTES IN THE PAST 30 DAYS.....	10511	31.96
94 = DON'T KNOW.....	22	0.07
97 = REFUSED.....	4	0.01
98 = BLANK (NO ANSWER).....	9	0.03

TOBACCO

What is your best estimate of the number of days you smoked part or all of a cigarette during the past 30 days?

(CG07DKRE)
CG30EST

Len : 2 BEST EST. # DAYS SMOKED CIG PAST 30 DAYS

	Freq	Pct
1 = 1 or 2 days	3	0.01
2 = 3 to 5 days.....	4	0.01
3 = 6 to 9 days.....	3	0.01
4 = 10 to 19 days.....	6	0.02
5 = 20 to 29 days.....	3	0.01
6 = All 30 days.....	6	0.02
91 = NEVER USED CIGARETTES.....	18268	55.54
93 = DID NOT USE CIGARETTES IN THE PAST 30 DAYS.....	10511	31.96
94 = DON'T KNOW	1	0.00
98 = BLANK (NO ANSWER)	9	0.03
99 = LEGITIMATE SKIP.....	4079	12.40

On the [CG07 days / CIGDKRE] you smoked cigarettes during the past 30 days, how many cigarettes did you smoke per day, on average?

(CG08, CG10)
CIG30AV

Len : 2 AVG # CIGS SMOKED PER DAY/ON DAY SMOKED

	Freq	Pct
1 = Less than one cigarette per day	428	1.30
2 = 1 cigarette per day.....	520	1.58
3 = 2 to 5 cigarettes per day	1179	3.58
4 = 6 to 15 cigarettes per day (about 1/2 pack).....	1095	3.33
5 = 16 to 25 cigarettes per day (about 1 pack).....	683	2.08
6 = 26 to 35 cigarettes per day (about 1 1/2 packs).....	141	0.43
7 = More than 35 cigs per day (abt 2 packs or more).....	54	0.16
91 = NEVER USED CIGARETTES.....	18268	55.54
93 = DID NOT USE CIGARETTES IN THE PAST 30 DAYS.....	10511	31.96
94 = DON'T KNOW	3	0.01
97 = REFUSED	1	0.00
98 = BLANK (NO ANSWER)	10	0.03

TOBACCO

NOTE: The tobacco brand that respondents confirmed using most often in the past 30 days was recorded in the final 30-day brand variable for the type of tobacco.

(CG11, CG11A, CG12S11, CG12S21, CG12S31, RCG11, RCG11A, RRCG11, RRCG11A)
 CIG30BR2 Len : 4 CIG BRAND USED MOST OFTEN PAST MO - RECODE

	Freq	Pct
101 = Basic	28	0.09
102 = Benson & Hedges	10	0.03
104 = Camel.....	501	1.52
105 = Capri	5	0.02
107 = Doral.....	6	0.02
110 = Kent.....	3	0.01
111 = Kool.....	57	0.17
112 = Marlboro.....	1637	4.98
113 = Merit	3	0.01
114 = Misty.....	17	0.05
115 = Monarch.....	3	0.01
116 = Montclair	8	0.02
118 = Newport.....	663	2.02
119 = Pall Mall	140	0.43
120 = Parliament.....	30	0.09
121 = Private Label.....	4	0.01
122 = Salem	8	0.02
125 = Virginia Slims.....	16	0.05
126 = Winston.....	16	0.05
132 = Bugler (roll-your-own).....	12	0.04
141 = L & M.....	95	0.29
142 = Lucky Strike	4	0.01
144 = Maverick.....	33	0.10
148 = Players	3	0.01
149 = Pyramid.....	23	0.07
158 = Top (roll-your-own).....	27	0.08
161 = American Spirit.....	285	0.87
175 = Djarum cigarettes, Djarum Splash	4	0.01
178 = Dunhill cigarettes.....	4	0.01
179 = Eagle.....	55	0.17
404 = Black & Mild	12	0.04
423 = Swisher Sweets	6	0.02
810 = Electronic/smokeless cigarette; otherwise unspcfd	3	0.01
1001 = Nat Sherman cigarettes	3	0.01
1018 = USA Gold	50	0.15
1020 = Waves	5	0.02
1041 = Sonoma.....	25	0.08
1064 = Seneca, cigarette company brand unspcfd.....	28	0.09
1092 = Native	7	0.02
1139 = 305's cigarettes.....	23	0.07
1227 = Gambler (roll-your-own).....	9	0.03
1268 = Decade.....	4	0.01
1277 = Berley	3	0.01
1313 = Criss cross (roll-your-own)	3	0.01
1335 = Good stuff (roll-your-own)	4	0.01
1344 = Edgefield.....	4	0.01
1359 = Timeless Time	5	0.02
1361 = Time.....	4	0.01
1412 = Traffic	7	0.02
1420 = THIS (Korean).....	36	0.11
1421 = L Ducat, LD.....	6	0.02
1998 = Roll-your-own cigarette; brand unspecified	8	0.02
1999 = Cigarette; brand otherwise unspecified	85	0.26
3999 = Snuff; brand otherwise unspecified.....	1	0.00
4999 = Cigar/Cigarillo; brand otherwise unspecified.....	14	0.04
5999 = Pipe tobacco; brand otherwise unspecified	15	0.05
8999 = Tobacco replacement or tobacco-like product.....	6	0.02
9991 = NEVER USED CIGARETTES.....	18268	55.54
9993 = DID NOT USE CIGARETTES IN THE PAST 30 DAYS.....	10511	31.96
9994 = DON'T KNOW	26	0.08
9997 = REFUSED	3	0.01
9998 = BLANK (NO ANSWER).....	9	0.03

TOBACCO

NOTE: The variable CIG30TPE corresponds to the variable CIG30TYP that existed prior to 2005. The name was changed due to the addition of a new level in 2005 for "Mediums." For this reason, data from CIG30TPE may not be comparable with data from CIG30TYP in prior years.

During the past 30 days, what type of cigarettes did you smoke most often?

(CGTAR1, CGTAR2)

CIG30TPE

Len : 2 WHAT TYPE OF CIG SMOKED MOST PAST 30 DAYS

	Freq	Pct
1 = Lights.....	1232	3.75
2 = Ultra Lights.....	208	0.63
3 = Mediums.....	478	1.45
4 = Full Flavor.....	2090	6.35
91 = NEVER USED CIGARETTES.....	18268	55.54
93 = DID NOT USE CIGARETTES IN THE PAST 30 DAYS.....	10511	31.96
94 = DON'T KNOW.....	53	0.16
97 = REFUSED.....	6	0.02
98 = BLANK (NO ANSWER).....	47	0.14

NOTE: Prior to 2004, the question corresponding to CIG30MEN asked whether respondents smoked menthol or regular cigarettes most often. In 2004, the question was changed to the yes/no question shown below, but the variable name stayed as CIG30MEN. This change in question content does not affect trend comparisons for 2004 onward. However, data in CIG30MEN for 2004 onward are not likely to be comparable with data in CIG30MEN for 2002 and 2003.

Were the cigarettes you smoked during the past 30 days menthol?

(CGMENTH1, CGMENTH2)

CIG30MEN

Len : 2 MENTHOL OR REG CIG SMOKED MOST PAST 30 DAYS

	Freq	Pct
1 = Yes.....	1787	5.43
2 = No.....	2263	6.88
91 = NEVER USED CIGARETTES.....	18268	55.54
93 = DID NOT USE CIGARETTES IN THE PAST 30 DAYS.....	10511	31.96
94 = DON'T KNOW.....	15	0.05
97 = REFUSED.....	2	0.01
98 = BLANK (NO ANSWER).....	47	0.14

What length were the Marlboro cigarettes you smoked most often during the past 30 days? Were they shorts, regulars (also known as king-sized), or 100s?

(CGLNTH)

CIG30MLN

Len : 2 MARLBORO CIG SMOKED PAST 30 DAYS SHORT, REG, 100'S

	Freq	Pct
1 = Shorts.....	635	1.93
2 = Regulars or king-sized.....	543	1.65
3 = 100s.....	448	1.36
91 = NEVER USED CIGARETTES.....	18268	55.54
93 = DID NOT USE CIGARETTES IN THE PAST 30 DAYS.....	10511	31.96
94 = DON'T KNOW.....	3	0.01
98 = BLANK (NO ANSWER).....	46	0.14
99 = LEGITIMATE SKIP.....	2439	7.41

During the past 30 days, that is since DATEFILL, have you smoked part or all of a roll-your-own tobacco cigarette?

(CG14)

CIG30RO2

Len : 2 HAVE YOU SMOKED ROLL-OWN CIG IN PAST 30 DAYS

	Freq	Pct
1 = Yes.....	689	2.09
2 = No.....	3413	10.38
91 = NEVER USED CIGARETTES.....	18268	55.54
93 = DID NOT USE CIGARETTES IN THE PAST 30 DAYS.....	10511	31.96
94 = DON'T KNOW.....	2	0.01
97 = REFUSED.....	1	0.00
98 = BLANK (NO ANSWER).....	9	0.03

TOBACCO

Has there ever been a period in your life when you smoked cigarettes every day for at least 30 days?

(CG15)

CIGDLYMO

Len : 2 EVER SMOKED CIG EVERY DAY FOR 30 DAYS

	Freq	Pct
1 = Yes.....	4921	14.96
2 = No.....	7461	22.68
5 = Yes LOGICALLY ASSIGNED (from skip pattern).....	2237	6.80
91 = NEVER USED CIGARETTES.....	18268	55.54
94 = DON'T KNOW.....	5	0.02
97 = REFUSED.....	1	0.00

How old were you when you first started smoking cigarettes every day?

(CG16)

CIGAGE

Len : 3 AGE WHEN FIRST STARTED SMOKING CIGARETTES EVERYDAY

	Freq	Pct
RANGE = 1 - 64.....	7123	21.66
985 = BAD DATA Logically assigned.....	3	0.01
991 = NEVER USED CIGARETTES.....	18268	55.54
994 = DON'T KNOW.....	25	0.08
997 = REFUSED.....	8	0.02
998 = BLANK (NO ANSWER).....	5	0.02
999 = LEGITIMATE SKIP (NEVER USED CIGS EVERYDAY).....	7461	22.68

Did you first start smoking cigarettes every day in [CURRENT YEAR - 1] or [CURRENT YEAR]?

Did you first start smoking cigarettes every day in [CURRENT YEAR - 2] or [CURRENT YEAR - 1]?

In what month in [CURRENT YEAR] did you first start smoking cigarettes every day?

(CG16M1, CG16Y1, CG16Y2)

CIGDLYFU

Len : 4 YEAR OF FIRST CIGARETTE USE EVERY DAY - RECODE

	Freq	Pct
RANGE = 2018 - 2020.....	125	0.38
9985 = BAD DATA Logically assigned.....	5	0.02
9989 = LEGITIMATE SKIP Logically assigned.....	15	0.05
9991 = NEVER USED CIGARETTES.....	18268	55.54
9994 = DON'T KNOW.....	25	0.08
9997 = REFUSED.....	8	0.02
9998 = BLANK (NO ANSWER).....	7	0.02
9999 = LEGITIMATE SKIP.....	14440	43.90

In what month in [CURRENT YEAR] did you first start smoking cigarettes every day?

In what month in [YEAR FROM CG16y1 or CG16y2] did you first start smoking cigarettes every day?

(CG16M1, CG16M2)

CIGDLMFU

Len : 2 MONTH OF FIRST CIGARETTE USE EVERY DAY - RECODE

	Freq	Pct
1 = January.....	12	0.04
2 = February.....	7	0.02
3 = March.....	10	0.03
4 = April.....	8	0.02
5 = May.....	7	0.02
6 = June.....	13	0.04
7 = July.....	10	0.03
8 = August.....	7	0.02
9 = September.....	15	0.05
10 = October.....	15	0.05
11 = November.....	12	0.04
12 = December.....	2	0.01
85 = BAD DATA Logically assigned.....	5	0.02
89 = LEGITIMATE SKIP Logically assigned.....	15	0.05
91 = NEVER USED CIGARETTES.....	18268	55.54
94 = DON'T KNOW.....	32	0.10
97 = REFUSED.....	8	0.02
98 = BLANK (NO ANSWER).....	7	0.02
99 = LEGITIMATE SKIP.....	14440	43.90

TOBACCO

Have you smoked at least 100 cigarettes in your entire life?

(CG16A)
CIG100LF

Len : 2 HAVE YOU SMOKED 100 CIGS IN YOUR LIFE

	Freq	Pct
1 = Yes.....	6229	18.94
2 = No.....	6513	19.80
5 = Yes LOGICALLY ASSIGNED (from skip pattern).....	1849	5.62
91 = NEVER USED CIGARETTES.....	18268	55.54
94 = DON'T KNOW.....	33	0.10
97 = REFUSED.....	1	0.00

The next questions are about your use of "smokeless" tobacco such as snuff, dip, chewing tobacco, or "snus."

Have you ever used "smokeless" tobacco, even once?

(CG25, CGREF3)
SMKLSSEVR

Len : 2 EVER USED SMOKELESS TOBACCO

	Freq	Pct
1 = Yes.....	4496	13.67
2 = No.....	28385	86.29
94 = DON'T KNOW.....	12	0.04

How old were you the first time you used "smokeless" tobacco?

(CG26)
SMKLSSTRY

Len : 3 AGE WHEN FIRST USED SMOKELESS TOBACCO

	Freq	Pct
RANGE = 1 - 70.....	4438	13.49
985 = BAD DATA Logically assigned.....	28	0.09
991 = NEVER USED SMOKELESS TOBACCO.....	28385	86.29
994 = DON'T KNOW.....	21	0.06
997 = REFUSED.....	9	0.03
998 = BLANK (NO ANSWER).....	12	0.04

Did you first use "smokeless" tobacco in [CURRENT YEAR - 1] or [CURRENT YEAR]?

Did you first use "smokeless" tobacco in [CURRENT YEAR - 2] or [CURRENT YEAR - 1]?

In what month in [CURRENT YEAR] did you first use "smokeless" tobacco?

(CG26A, CG26B, CG26C)
SMKLSSYFU

Len : 4 YEAR OF FIRST SMOKELESS TOBACCO USE - RECODE

	Freq	Pct
RANGE = 2018 - 2020.....	248	0.75
9985 = BAD DATA Logically assigned.....	18	0.05
9989 = LEGITIMATE SKIP Logically assigned.....	15	0.05
9991 = NEVER USED SMOKELESS TOBACCO.....	28385	86.29
9994 = DON'T KNOW.....	23	0.07
9997 = REFUSED.....	9	0.03
9998 = BLANK (NO ANSWER).....	33	0.10
9999 = LEGITIMATE SKIP.....	4162	12.65

TOBACCO

In what month in [CURRENT YEAR] did you first use "smokeless" tobacco?

In what month in [YEAR FROM CG26a or CG26b] did you first use "smokeless" tobacco?

(CG26C, CG26D)

[SMKLSSMFU](#)

Len : 2 MONTH OF FIRST SMOKELESS TOBACCO USE - RECODE

	Freq	Pct
1 = January.....	22	0.07
2 = February.....	14	0.04
3 = March.....	17	0.05
4 = April.....	10	0.03
5 = May.....	18	0.05
6 = June.....	29	0.09
7 = July.....	24	0.07
8 = August.....	22	0.07
9 = September.....	23	0.07
10 = October.....	21	0.06
11 = November.....	19	0.06
12 = December.....	17	0.05
85 = BAD DATA Logically assigned.....	18	0.05
89 = LEGITIMATE SKIP Logically assigned.....	15	0.05
91 = NEVER USED "smokeless" tobacco.....	28385	86.29
94 = DON'T KNOW.....	35	0.11
97 = REFUSED.....	9	0.03
98 = BLANK (NO ANSWER).....	33	0.10
99 = LEGITIMATE SKIP.....	4162	12.65

NOTE: This variable incorporates values from the two questions shown below. This variable also incorporates values from two probe questions that were asked when the respondent answered DON'T KNOW or REFUSED to the second question shown below.

Now think about the past 30 days -- that is, from [DATEFILL] up to and including today. During the past 30 days, have you used "smokeless" tobacco, even once?

How long has it been since you last used "smokeless" tobacco?

(CG27, CG28, CG28DK, CG28RE)

[SMKLSSREC](#)

Len : 2 TIME SINCE LAST USED SMOKELESS TOBACCO

	Freq	Pct
1 = Within the past 30 days.....	869	2.64
2 = More than 30 days ago but within the past 12 mos.....	395	1.20
3 = More than 12 months ago but within the past 3 yrs.....	533	1.62
4 = More than 3 years ago.....	2658	8.08
9 = Used at some point in the lifetime LOG ASSN.....	1	0.00
14 = Used more than 12 months ago LOG ASSN.....	24	0.07
19 = Used more than 30 days ago LOG ASSN.....	9	0.03
29 = Used more than 30 dys ago but in pst 3 yr LOG ASSN.....	7	0.02
91 = NEVER USED SMOKELESS TOBACCO.....	28385	86.29
98 = BLANK (NO ANSWER).....	12	0.04

During the past 30 days, that is since [DATEFILL], on how many days did you use "smokeless" tobacco?

(CG29)

[SMKLSS30N](#)

Len : 2 HOW MANY DAYS USED SMOKELESS TOBACCO PAST 30 DAYS

	Freq	Pct
RANGE = 1 - 30.....	863	2.62
91 = NEVER USED SMOKELESS TOBACCO.....	28385	86.29
93 = DID NOT USE SMOKELESS TOBACCO IN THE PAST 30 DAYS.....	3626	11.02
94 = DON'T KNOW.....	6	0.02
98 = BLANK (NO ANSWER).....	13	0.04

TOBACCO

What is your best estimate of the number of days you used "smokeless" tobacco during the past 30 days?

(CG29DKRE)
SMKLSS30E

Len : 2 BEST EST. HOW MANY DAYS USED SMKLESS TOB PST 30 DYS

	Freq	Pct
2 = 3 to 5 days.....	3	0.01
5 = 20 to 29 days.....	1	0.00
6 = All 30 days.....	1	0.00
91 = NEVER USED SMOKELESS TOBACCO.....	28385	86.29
93 = DID NOT USE SMOKELESS TOBACCO IN THE PAST 30 DAYS.....	3626	11.02
94 = DON'T KNOW.....	1	0.00
98 = BLANK (NO ANSWER).....	13	0.04
99 = LEGITIMATE SKIP.....	863	2.62

NOTE: This variable incorporates the value from a probe question that was asked when the respondent answered REFUSED to this question.

The next questions are about smoking cigars. By cigars we mean any kind, including big cigars, cigarillos, and even little cigars that look like cigarettes.

Have you ever smoked part or all of any type of cigar?

(CG34, CGREF4)
CIGAREVVR

Len : 2 EVER SMOKED PART OR ALL OF CIGAR

	Freq	Pct
1 = Yes.....	9264	28.16
2 = No.....	23618	71.80
94 = DON'T KNOW.....	11	0.03

How old were you the first time you smoked part or all of any type of cigar?

(CG35)
CIGARTRY

Len : 3 AGE WHEN FIRST SMOKED CIGAR

	Freq	Pct
RANGE = 1 - 75.....	9139	27.78
985 = BAD DATA Logically assigned.....	43	0.13
991 = NEVER USED CIGARS.....	23618	71.80
994 = DON'T KNOW.....	75	0.23
997 = REFUSED.....	7	0.02
998 = BLANK (NO ANSWER).....	11	0.03

Did you first smoke part or all of a cigar in [CURRENT YEAR - 1] or [CURRENT YEAR]?

Did you first smoke part or all of a cigar in [CURRENT YEAR - 2] or [CURRENT YEAR - 1]?

In what month in [CURRENT YEAR] did you first smoke part or all of a cigar?

(CG35A, CG35B, CG35C)
CIGARYFU

Len : 4 YEAR OF FIRST CIGAR USE - RECODE

	Freq	Pct
RANGE = 2018 - 2020.....	452	1.37
9985 = BAD DATA Logically assigned.....	37	0.11
9989 = LEGITIMATE SKIP Logically assigned.....	33	0.10
9991 = NEVER USED CIGARS.....	23618	71.80
9994 = DON'T KNOW.....	77	0.23
9997 = REFUSED.....	7	0.02
9998 = BLANK (NO ANSWER).....	40	0.12
9999 = LEGITIMATE SKIP.....	8629	26.23

TOBACCO

In what month in [CURRENT YEAR] did you first smoke part or all of a cigar?

In what month in [YEAR FROM CG35a or CG35b] did you first smoke part or all of a cigar?

(CG35C, CG35D)

CIGARMFU

Len : 2 MONTH OF FIRST CIGAR USE - RECODE

	Freq	Pct
1 = January.....	35	0.11
2 = February.....	19	0.06
3 = March.....	17	0.05
4 = April.....	27	0.08
5 = May.....	28	0.09
6 = June.....	46	0.14
7 = July.....	51	0.16
8 = August.....	33	0.10
9 = September.....	34	0.10
10 = October.....	56	0.17
11 = November.....	37	0.11
12 = December.....	48	0.15
85 = BAD DATA Logically assigned.....	37	0.11
89 = LEGITIMATE SKIP Logically assigned.....	33	0.10
91 = NEVER USED CIGARS.....	23618	71.80
94 = DON'T KNOW.....	98	0.30
97 = REFUSED.....	7	0.02
98 = BLANK (NO ANSWER).....	40	0.12
99 = LEGITIMATE SKIP.....	8629	26.23

NOTE: This variable incorporates values from the two questions shown below. This variable also incorporates values from two probe questions that were asked when the respondent answered DON'T KNOW or REFUSED to the second question shown below.

Now think about the past 30 days, from [DATEFILL] up to and including today. During the past 30 days, have you smoked part or all of any type of cigar?

How long has it been since you last smoked part or all of any type of cigar?

(CG36, CG37, CG37DK, CG37RE)

CIGARREC

Len : 2 TIME SINCE LAST SMOKED CIGAR

	Freq	Pct
1 = Within the past 30 days.....	1166	3.54
2 = More than 30 days ago but within the past 12 mos.....	1327	4.03
3 = More than 12 months ago but within the past 3 yrs.....	1672	5.08
4 = More than 3 years ago.....	5032	15.30
8 = Used at some point in the past 12 mos LOG ASSN.....	2	0.01
9 = Used at some point in the lifetime LOG ASSN.....	5	0.02
14 = Used more than 12 months ago LOG ASSN.....	35	0.11
19 = Used more than 30 days ago LOG ASSN.....	10	0.03
29 = Used more than 30 dys ago but in pst 3 yr LOG ASSN.....	15	0.05
91 = NEVER USED CIGARS.....	23618	71.80
98 = BLANK (NO ANSWER).....	11	0.03

During the past 30 days, that is since [DATEFILL], on how many days did you smoke part or all of a cigar?

(CG38)

CGR30USE

Len : 2 HOW MANY DAYS SMOKED CIGAR IN PAST 30 DAYS

	Freq	Pct
RANGE = 1 - 30.....	1155	3.51
91 = NEVER USED CIGARS.....	23618	71.80
93 = DID NOT USE CIGARS IN THE PAST 30 DAYS.....	8091	24.60
94 = DON'T KNOW.....	9	0.03
97 = REFUSED.....	2	0.01
98 = BLANK (NO ANSWER).....	18	0.05

TOBACCO

What is your best estimate of the number of days you smoked part or all of a cigar during the past 30 days?

(CG38DKRE)
CI30EST

Len : 2 BEST EST. # DAYS SMOKED CIGAR PAST 30 DAYS

	Freq	Pct
1 = 1 or 2 days	2	0.01
3 = 6 to 9 days.....	3	0.01
4 = 10 to 19 days.....	2	0.01
5 = 20 to 29 days.....	2	0.01
91 = NEVER USED CIGARS	23618	71.80
93 = DID NOT USE CIGARS IN THE PAST 30 DAYS	8091	24.60
94 = DON'T KNOW	2	0.01
98 = BLANK (NO ANSWER)	18	0.05
99 = LEGITIMATE SKIP.....	1155	3.51

NOTE: The tobacco brand that respondents confirmed using most often in the past 30 days was recorded in the final 30-day brand variable for the type of tobacco.

(CG39, CG40S11, CG40S21, CG40S31, RCG39, RRCG39)
CGR30BR2

Len : 4 CIGAR BRAND USED MOST OFTEN PAST MO - RECODE

	Freq	Pct
112 = Marlboro	4	0.01
402 = Backwoods.....	86	0.26
404 = Black & Mild	296	0.90
405 = Captain Black.....	6	0.02
408 = Dutch Masters.....	42	0.13
411 = Garcia y Vega	23	0.07
412 = Havatampa	3	0.01
413 = King Edward.....	3	0.01
414 = La Corona	3	0.01
416 = Macanudos.....	21	0.06
418 = Partagas.....	5	0.02
419 = Phillies	8	0.02
423 = Swisher Sweets	167	0.51
426 = White Owl.....	59	0.18
428 = Winchester	6	0.02
429 = Al Capone	17	0.05
431 = Arturo Fuente.....	18	0.05
437 = Blackstone	3	0.01
443 = Cohiba cigars	31	0.09
448 = Cuban cigars; brand unspecified	10	0.03
479 = La Flor Dominicana	3	0.01
486 = Montecristo	29	0.09
490 = Padron.....	3	0.01
492 = Prime Time Little Cigars.....	4	0.01
494 = Punch	7	0.02
496 = Romeo y Julieta	38	0.12
1999 = Cigarette; brand otherwise unspecified	3	0.01
4005 = Thompson	5	0.02
4054 = Acid	4	0.01
4064 = Djarum cigarillos	3	0.01
4072 = K. Hansotia Gurhka	5	0.02
4083 = C.A.O.....	9	0.03
4084 = Tatiana	4	0.01
4110 = Drew Estates.....	5	0.02
4237 = Rocky Patels	4	0.01
4250 = La Aroma de Cuba.....	3	0.01
4265 = Cheyenne little cigars.....	10	0.03
4266 = Java.....	5	0.02
4347 = Game.....	8	0.02
4361 = Good Times	6	0.02
4391 = Zig Zag cigarillos.....	3	0.01
4411 = Alec Bradley.....	3	0.01
4458 = 305's cigars	4	0.01
4464 = Sweet Jane	3	0.01
4476 = Seneca cigar	3	0.01
4999 = Cigar/Cigarillo; brand otherwise unspecified.....	145	0.44
9991 = NEVER USED CIGARS	23618	71.80
9993 = DID NOT USE CIGARS IN THE PAST 30 DAYS	8091	24.60
9994 = DON'T KNOW	35	0.11
9997 = REFUSED	1	0.00
9998 = BLANK (NO ANSWER).....	18	0.05

TOBACCO

NOTE: This variable incorporates the value from a probe question that was asked when the respondent answered REFUSED to this question.

These last questions on tobacco products are about using a pipe to smoke tobacco. Have you ever smoked tobacco in a pipe, even once?

(CG42, CGREF5)

PIPEVER

Len : 2 EVER SMOKED PIPE TOBACCO

	Freq	Pct
1 = Yes.....	2691	8.18
2 = No.....	30190	91.78
94 = DON'T KNOW.....	11	0.03
97 = REFUSED	1	0.00

During the past 30 days, that is since [DATEFILL], have you smoked tobacco in a pipe, even once?

(CG43)

PIPE30DY

Len : 2 HAVE YOU SMOKED PIPE TOBACCO IN PAST 30 DAYS

	Freq	Pct
1 = Yes.....	217	0.66
2 = No.....	2474	7.52
91 = NEVER USED PIPE TOBACCO.....	30190	91.78
97 = REFUSED	1	0.00
98 = BLANK (NO ANSWER)	11	0.03

ALCOHOL

ALCOHOL

These questions are about drinks of alcoholic beverages. Throughout these questions, by a "drink" we mean a can or bottle of beer, a glass of wine or a wine cooler, a shot of liquor, or a mixed drink with liquor in it. We are not asking about times when you only had a sip or two from a drink.

Have you ever, even once, had a drink of any type of alcoholic beverage? Please do not include times when you only had a sip or two from a drink.

(AL01, ALREF)

ALCEVER

Len : 2 EVER HAD DRINK OF ALCOHOLIC BEVERAGE

	Freq	Pct
1 = Yes.....	24506	74.50
2 = No.....	8373	25.46
85 = BAD DATA Logically assigned	1	0.00
94 = DON'T KNOW	10	0.03
97 = REFUSED	3	0.01

Think about the first time you had a drink of an alcoholic beverage. How old were you the first time you had a drink of an alcoholic beverage? Please do not include any time when you only had a sip or two from a drink.

(AL02)

ALCTRY

Len : 3 AGE WHEN FIRST DRANK ALCOHOLIC BEVERAGE

	Freq	Pct
RANGE = 1 - 66.....	24295	73.86
985 = BAD DATA Logically assigned	33	0.10
991 = NEVER USED ALCOHOL.....	8373	25.46
994 = DON'T KNOW	136	0.41
997 = REFUSED	46	0.14
998 = BLANK (NO ANSWER).....	10	0.03

Did you first have a drink of an alcoholic beverage in [CURRENT YEAR - 1] or [CURRENT YEAR]?

Did you first have a drink of an alcoholic beverage in [CURRENT YEAR - 2] or [CURRENT YEAR - 1]?

In what month in [CURRENT YEAR] did you first have a drink of an alcoholic beverage?

(AL02A, AL02B, AL02C)

ALCYFU

Len : 4 YEAR OF FIRST ALCOHOL USE - RECODE

	Freq	Pct
RANGE = 2018 - 2020	1476	4.49
9985 = BAD DATA Logically assigned	89	0.27
9989 = LEGITIMATE SKIP Logically assigned	78	0.24
9991 = NEVER USED ALCOHOL.....	8373	25.46
9994 = DON'T KNOW	141	0.43
9997 = REFUSED	48	0.15
9998 = BLANK (NO ANSWER).....	16	0.05
9999 = LEGITIMATE SKIP.....	22672	68.93

ALCOHOL

In what month in [CURRENT YEAR] did you first have a drink of an alcoholic beverage?

In what month in [YEAR FROM AL02a or AL02b] did you first have a drink of an alcoholic beverage?

(AL02C, AL02D)

ALCMFU

Len : 2 MONTH OF FIRST ALCOHOL USE - RECODE

	Freq	Pct
1 = January.....	118	0.36
2 = February.....	59	0.18
3 = March.....	61	0.19
4 = April.....	75	0.23
5 = May.....	91	0.28
6 = June.....	138	0.42
7 = July.....	179	0.54
8 = August.....	125	0.38
9 = September.....	110	0.33
10 = October.....	130	0.40
11 = November.....	142	0.43
12 = December.....	177	0.54
85 = BAD DATA Logically assigned.....	89	0.27
89 = LEGITIMATE SKIP Logically assigned.....	78	0.24
91 = NEVER USED ALCOHOL.....	8373	25.46
94 = DON'T KNOW.....	209	0.64
97 = REFUSED.....	51	0.16
98 = BLANK (NO ANSWER).....	16	0.05
99 = LEGITIMATE SKIP.....	22672	68.93

How long has it been since you last drank an alcoholic beverage?

(ALLAST3, ALRECDK, ALRECRE)

ALCREC

Len : 2 TIME SINCE LAST DRANK ALCOHOLIC BEVERAGE

	Freq	Pct
1 = Within the past 30 days.....	15965	48.54
2 = More than 30 days ago but within the past 12 mos.....	4692	14.26
3 = More than 12 months ago.....	3605	10.96
8 = Used at some point in the past 12 mos LOG ASSN.....	155	0.47
9 = Used at some point in the lifetime LOG ASSN.....	85	0.26
11 = Used in the past 30 days LOGICALLY ASSIGNED.....	4	0.01
85 = BAD DATA Logically assigned.....	1	0.00
91 = NEVER USED ALCOHOL.....	8373	25.46
97 = REFUSED.....	3	0.01
98 = BLANK (NO ANSWER).....	10	0.03

(TOTDRINK)

ALCYRTOT

Len : 3 TOTAL # OF DAYS USED ALCOHOL IN PAST 12 MOS

	Freq	Pct
RANGE = 1 - 365.....	20654	62.79
985 = BAD DATA Logically assigned.....	51	0.16
991 = NEVER USED ALCOHOL.....	8373	25.46
993 = DID NOT USE ALCOHOL IN THE PAST 12 MOS.....	3605	10.96
994 = DON'T KNOW.....	90	0.27
997 = REFUSED.....	25	0.08
998 = BLANK (NO ANSWER).....	95	0.29

ALTOTFG

Len : 2 TRIMMING INDICATOR FOR ALCYRTOT

	Freq	Pct
1 = Trimmed to 365 days (no further editing).....	3	0.01
2 = Trimmed relative to the 30-day freq.....	215	0.65
98 = BLANK (NO ANSWER).....	32675	99.34

ALFQFLG

Len : 2 TRIMMED ALCYRTOT IF R USED < 12 MOS

	Freq	Pct
1 = Trimmed to be consistent with mo/yr of 1st use.....	277	0.84
98 = BLANK (NO ANSWER).....	32616	99.16

ALCOHOL

Now think about the past 12 months, from [DATEFILL] through today. We want to know how many days you've had a drink of an alcoholic beverage during the past 12 months.

What would be the easiest way for you to tell us how many days you drank alcoholic beverages?

(ALFRAME3)
ALBSTWAY

Len : 2 EASIEST WAY TO TELL US # DAYS DRANK ALCOHOL

	Freq	Pct
1 = Prefer to answer in days per week.....	7579	23.04
2 = Prefer to answer in days per month.....	7250	22.04
3 = Prefer to answer in days per year.....	5691	17.30
11 = Prefer to ans in days per wk LOG ASSN.....	16	0.05
12 = Prefer to ans in days per mo LOG ASSN.....	39	0.12
13 = Prefer to ans in days per yr LOG ASSN.....	154	0.47
85 = BAD DATA Logically assigned.....	50	0.15
91 = NEVER USED ALCOHOL.....	8373	25.46
93 = DID NOT USE ALCOHOL IN THE PAST 12 MOS.....	3605	10.96
94 = DON'T KNOW.....	26	0.08
97 = REFUSED.....	15	0.05
98 = BLANK (NO ANSWER).....	95	0.29

On how many days in the past 12 months did you drink an alcoholic beverage?

(ALYRAVE)
ALDAYPYR

Len : 3 NUMBER DAYS DRANK ALCOHOL IN PAST 12 MOS

	Freq	Pct
RANGE = 1 - 366.....	5826	17.71
985 = BAD DATA Logically assigned.....	19	0.06
989 = LEGITIMATE SKIP Logically assigned.....	53	0.16
991 = NEVER USED ALCOHOL.....	8373	25.46
993 = DID NOT USE ALCOHOL IN THE PAST 12 MOS.....	3605	10.96
994 = DON'T KNOW.....	44	0.13
997 = REFUSED.....	15	0.05
998 = BLANK (NO ANSWER).....	127	0.39
999 = LEGITIMATE SKIP.....	14831	45.09

On average, how many days did you drink an alcoholic beverage each month during the past 12 months?

(ALMONAVE)
ALDAYPMO

Len : 2 # DAYS PER MONTH DRANK ALCOHOL IN PAST 12 MOS

	Freq	Pct
RANGE = 1 - 31.....	7269	22.10
85 = BAD DATA Logically assigned.....	15	0.05
89 = LEGITIMATE SKIP Logically assigned.....	17	0.05
91 = NEVER USED ALCOHOL.....	8373	25.46
93 = DID NOT USE ALCOHOL IN THE PAST 12 MOS.....	3605	10.96
94 = DON'T KNOW.....	61	0.19
97 = REFUSED.....	16	0.05
98 = BLANK (NO ANSWER).....	133	0.40
99 = LEGITIMATE SKIP.....	13404	40.75

On average, how many days did you drink an alcoholic beverage each week during the past 12 months?

(ALWKAVE)
ALDAYPWK

Len : 2 # DAYS PER WEEK DRANK ALCOHOL IN PAST 12 MOS

	Freq	Pct
RANGE = 1 - 7.....	7559	22.98
85 = BAD DATA Logically assigned.....	17	0.05
91 = NEVER USED ALCOHOL.....	8373	25.46
93 = DID NOT USE ALCOHOL IN THE PAST 12 MOS.....	3605	10.96
94 = DON'T KNOW.....	89	0.27
97 = REFUSED.....	24	0.07
98 = BLANK (NO ANSWER).....	131	0.40
99 = LEGITIMATE SKIP.....	13095	39.81

ALCOHOL

Think specifically about the past 30 days, from [DATEFILL], up to and including today. During the past 30 days, on how many days did you drink one or more drinks of an alcoholic beverage?

(AL06)

ALCDAYS

Len : 2 # DAYS HAD ONE OR MORE DRINKS PAST 30 DAYS

	Freq	Pct
RANGE = 1 - 30	15822	48.10
85 = BAD DATA Logically assigned	208	0.63
91 = NEVER USED ALCOHOL	8373	25.46
93 = DID NOT USE ALCOHOL IN THE PAST 30 DAYS	8297	25.22
94 = DON'T KNOW	49	0.15
97 = REFUSED	18	0.05
98 = BLANK (NO ANSWER)	126	0.38

What is your best estimate of the number of days you drank alcohol during the past 30 days?

(AL06DKRE)

AL30EST

Len : 2 BEST ESTIMATE # DAYS HAD ONE OR MORE DRINKS

	Freq	Pct
1 = 1 or 2 days	17	0.05
2 = 3 to 5 days	15	0.05
3 = 6 to 9 days	11	0.03
4 = 10 to 19 days	9	0.03
5 = 20 to 29 days	5	0.02
91 = NEVER USED ALCOHOL	8373	25.46
93 = DID NOT USE ALCOHOL IN THE PAST 30 DAYS	8297	25.22
94 = DON'T KNOW	1	0.00
97 = REFUSED	9	0.03
98 = BLANK (NO ANSWER)	335	1.02
99 = LEGITIMATE SKIP	15821	48.10

ALDYSFG

Len : 2 REVISION INDICATOR FOR ALCDAYS

	Freq	Pct
1 = Edited for consistency with ALCYRTOT or ALCBNG30D	7	0.02
98 = BLANK (NO ANSWER)	32886	99.98

NOTE: Beginning in 2015, level 975 was updated to "AT LEAST 4 or 5 Logically assigned" to reflect the change in the threshold for binge alcohol use among female respondents from 5 or more drinks on an occasion prior to 2015 to 4 or more drinks on an occasion in 2015. See the note below for ALCBNG30D.

On the ALC30DAY/ALCESTFL days that you drank during the past 30 days, how many drinks did you usually have? Count as a drink a can or bottle of beer; a wine cooler or a glass of wine, champagne, or sherry; a shot of liquor or a mixed drink or cocktail.

(AL07)

ALCUS30D

Len : 3 USUAL # OF DRINKS PER DAY PAST 30 DAYS

	Freq	Pct
RANGE = 1 - 70	15308	46.54
975 = AT LEAST 4 OR 5 Logically assigned	496	1.51
985 = BAD DATA Logically assigned	106	0.32
991 = NEVER USED ALCOHOL	8373	25.46
993 = DID NOT USE ALCOHOL IN THE PAST 30 DAYS	8297	25.22
994 = DON'T KNOW	44	0.13
997 = REFUSED	16	0.05
998 = BLANK (NO ANSWER)	253	0.77

ALCOHOL

NOTE: Beginning in 2015, female respondents were asked ALCBNG30D to report the number of days that they had 4 or more drinks on the same occasion in the past 30 days. As in prior years, male respondents in 2015 were asked for ALCBNG30D to report the number of days that they had 5 or more drinks on the same occasion in the past 30 days.

During the past 30 days, that is since [DATEFILL], on how many days did you have [4 or more]/[5 or more] drinks on the same occasion? By "occasion," we mean at the same time or within a couple of hours of each other.

(AL08)

ALCBNG30D

Len : 2 # DAYS HAD FOUR/FIVE OR MORE DRINKS PAST 30 DYS

	Freq	Pct
RANGE = 0 - 30.....	15738	47.85
80 = NO OCCAS OF 4+ or 5+ DRINKS PST 30 DAYS Log assn.....	20	0.06
85 = BAD DATA Logically assigned	106	0.32
91 = NEVER USED ALCOHOL.....	8373	25.46
93 = DID NOT USE ALCOHOL IN THE PAST 30 DAYS.....	8297	25.22
94 = DON'T KNOW.....	82	0.25
97 = REFUSED	24	0.07
98 = BLANK (NO ANSWER)	253	0.77

MARIJUANA

MARIJUANA

The next questions are about marijuana and hashish. Marijuana is also called pot or grass. Marijuana is usually smoked, either in cigarettes, called joints, or in a pipe. It is sometimes cooked in food. Hashish is a form of marijuana that is also called "hash." It is usually smoked in a pipe. Another form of hashish is hash oil.

Have you ever, even once, used marijuana or hashish?

(MJ01, MJREF)

MJEVER

Len : 2 EVER USED MARIJUANA/HASHISH

	Freq	Pct
1 = Yes.....	14833	45.09
2 = No.....	18040	54.84
94 = DON'T KNOW.....	8	0.02
97 = REFUSED.....	12	0.04

How old were you the first time you used marijuana or hashish?

(MJ02)

MJAGE

Len : 3 AGE WHEN FIRST USED MARIJUANA/HASHISH

	Freq	Pct
RANGE = 1 - 83.....	14760	44.87
985 = BAD DATA Logically assigned.....	17	0.05
991 = NEVER USED MARIJUANA.....	18040	54.84
994 = DON'T KNOW.....	40	0.12
997 = REFUSED.....	28	0.09
998 = BLANK (NO ANSWER).....	8	0.02

Did you first use marijuana or hashish in [CURRENT YEAR - 1] or [CURRENT YEAR]?

Did you first use marijuana or hashish in [CURRENT YEAR - 2] or [CURRENT YEAR - 1]?

In what month in [CURRENT YEAR] did you first use marijuana or hashish?

(MJ03A, MJ03B, MJ03C)

MJYFU

Len : 4 YEAR OF FIRST MARIJUANA/HASHISH USE - RECODE

	Freq	Pct
RANGE = 2018 - 2020.....	958	2.91
9985 = BAD DATA Logically assigned.....	54	0.16
9989 = LEGITIMATE SKIP Logically assigned.....	70	0.21
9991 = NEVER USED MARIJUANA.....	18040	54.84
9994 = DON'T KNOW.....	43	0.13
9997 = REFUSED.....	30	0.09
9998 = BLANK (NO ANSWER).....	11	0.03
9999 = LEGITIMATE SKIP.....	13687	41.61

MARIJUANA

In what month in [CURRENT YEAR] did you first use marijuana or hashish?

In what month in [YEAR FROM MJ03a or MJ03b] did you first use marijuana or hashish?

(MJ03C, MJ03D)

MJMFU

Len : 2 MONTH OF FIRST MARIJUANA/HASHISH USE - RECODE

	Freq	Pct
1 = January.....	62	0.19
2 = February.....	61	0.19
3 = March.....	62	0.19
4 = April.....	66	0.20
5 = May.....	62	0.19
6 = June.....	98	0.30
7 = July.....	102	0.31
8 = August.....	86	0.26
9 = September.....	76	0.23
10 = October.....	103	0.31
11 = November.....	70	0.21
12 = December.....	68	0.21
85 = BAD DATA Logically assigned.....	54	0.16
89 = LEGITIMATE SKIP Logically assigned.....	70	0.21
91 = NEVER USED MARIJUANA.....	18040	54.84
94 = DON'T KNOW.....	83	0.25
97 = REFUSED.....	32	0.10
98 = BLANK (NO ANSWER).....	11	0.03
99 = LEGITIMATE SKIP.....	13687	41.61

How long has it been since you last used marijuana or hashish?

(MJLAST3, MJRECDK, MJRECRE)

MJREC

Len : 2 TIME SINCE LAST USED MARIJUANA/HASHISH

	Freq	Pct
1 = Within the past 30 days.....	4353	13.23
2 = More than 30 days ago but within the past 12 mos.....	2438	7.41
3 = More than 12 months ago.....	7899	24.01
8 = Used at some point in the past 12 mos LOG ASSN.....	86	0.26
9 = Used at some point in the lifetime LOG ASSN.....	57	0.17
91 = NEVER USED MARIJUANA.....	18040	54.84
97 = REFUSED.....	12	0.04
98 = BLANK (NO ANSWER).....	8	0.02

(TOTMJ)

MJYRTOT

Len : 3 TOTAL # OF DAYS USED MARIJUANA IN PAST 12 MOS

	Freq	Pct
RANGE = 1 - 365.....	6767	20.57
985 = BAD DATA Logically assigned.....	51	0.16
991 = NEVER USED MARIJUANA.....	18040	54.84
993 = DID NOT USE MARIJUANA IN THE PAST 12 MOS.....	7899	24.01
994 = DON'T KNOW.....	41	0.12
997 = REFUSED.....	30	0.09
998 = BLANK (NO ANSWER).....	65	0.20

MRTOTFG

Len : 2 TRIMMING INDICATOR FOR MJYRTOT

	Freq	Pct
1 = Trimmed to 365 days (no further editing).....	5	0.02
2 = Trimmed relative to the 30-day freq.....	171	0.52
98 = BLANK (NO ANSWER).....	32717	99.46

MJFQFLG

Len : 2 TRIMMED MJYRTOT IF R USED < 12 MOS

	Freq	Pct
1 = Trimmed to be consistent with mo/yr of 1st use.....	186	0.57
98 = BLANK (NO ANSWER).....	32707	99.43

MARIJUANA

Now think about the past 12 months, from [DATEFILL] through today. We want to know how many days you've used marijuana or hashish during the past 12 months.

What would be the easiest way for you to tell us how many days you've used it?

(MJFRAME3)

MRBSTWAY

Len : 2 EASIEST WAY TO TELL US # DAYS USED MARIJUANA/HASH

	Freq	Pct
1 = Prefer to answer in days per week.....	2642	8.03
2 = Prefer to answer in days per month.....	1472	4.48
3 = Prefer to answer in days per year.....	2643	8.04
11 = Prefer to ans in days per wk LOG ASSN.....	9	0.03
12 = Prefer to ans in days per mo LOG ASSN.....	6	0.02
13 = Prefer to ans in days per yr LOG ASSN.....	33	0.10
85 = BAD DATA Logically assigned.....	51	0.16
91 = NEVER USED MARIJUANA.....	18040	54.84
93 = DID NOT USE MARIJUANA IN THE PAST 12 MOS.....	7899	24.01
94 = DON'T KNOW.....	14	0.04
97 = REFUSED.....	19	0.06
98 = BLANK (NO ANSWER).....	65	0.20

On how many days in the past 12 months did you use marijuana or hashish?

(MJYRAVE)

MRDAYPYR

Len : 3 # DAYS USED MARIJUANA/HASHISH PAST 12 MONTHS

	Freq	Pct
RANGE = 1 - 365.....	2670	8.12
985 = BAD DATA Logically assigned.....	6	0.02
989 = LEGITIMATE SKIP Logically assigned.....	15	0.05
991 = NEVER USED MARIJUANA.....	18040	54.84
993 = DID NOT USE MARIJUANA IN THE PAST 12 MOS.....	7899	24.01
994 = DON'T KNOW.....	19	0.06
997 = REFUSED.....	21	0.06
998 = BLANK (NO ANSWER).....	109	0.33
999 = LEGITIMATE SKIP.....	4114	12.51

On average, how many days did you use marijuana or hashish each month during the past 12 months?

(MJMONAVE)

MRDAYPMO

Len : 2 # DAYS PER MO USED MARIJUANA/HASHISH PAST 12 MOS

	Freq	Pct
RANGE = 1 - 31.....	1470	4.47
85 = BAD DATA Logically assigned.....	16	0.05
89 = LEGITIMATE SKIP Logically assigned.....	10	0.03
91 = NEVER USED MARIJUANA.....	18040	54.84
93 = DID NOT USE MARIJUANA IN THE PAST 12 MOS.....	7899	24.01
94 = DON'T KNOW.....	28	0.09
97 = REFUSED.....	17	0.05
98 = BLANK (NO ANSWER).....	102	0.31
99 = LEGITIMATE SKIP.....	5311	16.15

On average, how many days did you use marijuana or hashish each week during the past 12 months?

(MJWKAVE)

MRDAYPWK

Len : 2 # DAYS PER WEEK USED MARIJUANA/HASHISH PAST 12 MOS

	Freq	Pct
RANGE = 1 - 7.....	2627	7.99
85 = BAD DATA Logically assigned.....	29	0.09
91 = NEVER USED MARIJUANA.....	18040	54.84
93 = DID NOT USE MARIJUANA IN THE PAST 12 MOS.....	7899	24.01
94 = DON'T KNOW.....	39	0.12
97 = REFUSED.....	29	0.09
98 = BLANK (NO ANSWER).....	90	0.27
99 = LEGITIMATE SKIP.....	4140	12.59

MARIJUANA

Think specifically about the past 30 days, from [DATEFILL] up to and including today. During the past 30 days, on how many days did you use marijuana or hashish?

(MJ06)

MJDAY30A

Len : 2 # DAYS USED MARIJUANA/HASHISH PAST 30 DAYS

	Freq	Pct
RANGE = 1 - 30	4324	13.15
85 = BAD DATA Logically assigned	38	0.12
91 = NEVER USED MARIJUANA	18040	54.84
93 = DID NOT USE MARIJUANA IN THE PAST 30 DAYS	10337	31.43
94 = DON'T KNOW	18	0.05
97 = REFUSED	23	0.07
98 = BLANK (NO ANSWER)	113	0.34

What is your best estimate of the number of days you used marijuana or hashish during the past 30 days?

(MJ06DKRE)

MR30EST

Len : 2 BEST EST. # DAYS USED MARIJUANA PAST 30 DAYS

	Freq	Pct
1 = 1 or 2 days	5	0.02
2 = 3 to 5 days.....	6	0.02
3 = 6 to 9 days.....	3	0.01
4 = 10 to 19 days.....	4	0.01
5 = 20 to 29 days.....	2	0.01
6 = All 30 days.....	5	0.02
91 = NEVER USED MARIJUANA	18040	54.84
93 = DID NOT USE MARIJUANA IN THE PAST 30 DAYS	10337	31.43
94 = DON'T KNOW	1	0.00
97 = REFUSED	15	0.05
98 = BLANK (NO ANSWER)	151	0.46
99 = LEGITIMATE SKIP.....	4324	13.15

COCAINE

COCAINE

These questions are about cocaine, including all the different forms of cocaine such as powder, "crack," free base, and coca paste.

Have you ever, even once, used any form of cocaine?

(CC01, CCREF)

COCEVER

Len : 2 EVER USED COCAINE

	Freq	Pct
1 = Yes.....	3903	11.87
2 = No.....	28977	88.09
85 = BAD DATA Logically assigned.....	1	0.00
94 = DON'T KNOW.....	6	0.02
97 = REFUSED.....	6	0.02

How old were you the first time you used cocaine, in any form?

(CC02)

COCAGE

Len : 3 AGE WHEN FIRST USED COCAINE

	Freq	Pct
RANGE = 4 - 55.....	3886	11.81
985 = BAD DATA Logically assigned.....	4	0.01
991 = NEVER USED COCAINE.....	28977	88.09
994 = DON'T KNOW.....	11	0.03
997 = REFUSED.....	9	0.03
998 = BLANK (NO ANSWER).....	6	0.02

Did you first use cocaine in any form in [CURRENT YEAR - 1] or [CURRENT YEAR]?

Did you first use cocaine in any form in [CURRENT YEAR - 2] or [CURRENT YEAR - 1]?

In what month in [CURRENT YEAR] did you first use cocaine in any form?

(CC03A, CC03B, CC03C)

COCYFU

Len : 4 YEAR OF FIRST COCAINE USE - RECODE

	Freq	Pct
RANGE = 2018 - 2020.....	196	0.60
9985 = BAD DATA Logically assigned.....	11	0.03
9989 = LEGITIMATE SKIP Logically assigned.....	14	0.04
9991 = NEVER USED COCAINE.....	28977	88.09
9994 = DON'T KNOW.....	12	0.04
9997 = REFUSED.....	9	0.03
9998 = BLANK (NO ANSWER).....	7	0.02
9999 = LEGITIMATE SKIP.....	3667	11.15

COCAINE

In what month in [CURRENT YEAR] did you first use cocaine in any form?

In what month in [YEAR FROM CC03a or CC03b] did you first use cocaine?

(CC03C, CC03D)

COCMFU

Len : 2 MONTH OF FIRST COCAINE USE - RECODE

	Freq	Pct
1 = January.....	17	0.05
2 = February.....	17	0.05
3 = March.....	15	0.05
4 = April.....	13	0.04
5 = May.....	9	0.03
6 = June.....	18	0.05
7 = July.....	13	0.04
8 = August.....	15	0.05
9 = September.....	13	0.04
10 = October.....	20	0.06
11 = November.....	22	0.07
12 = December.....	19	0.06
85 = BAD DATA Logically assigned.....	11	0.03
89 = LEGITIMATE SKIP Logically assigned.....	14	0.04
91 = NEVER USED COCAINE.....	28977	88.09
94 = DON'T KNOW.....	16	0.05
97 = REFUSED.....	10	0.03
98 = BLANK (NO ANSWER).....	7	0.02
99 = LEGITIMATE SKIP.....	3667	11.15

How long has it been since you last used cocaine?

(CCLAST3, CCRECDK, CCRECRE)

COCREC

Len : 2 TIME SINCE LAST USED COCAINE

	Freq	Pct
1 = Within the past 30 days.....	203	0.62
2 = More than 30 days ago but within the past 12 mos.....	487	1.48
3 = More than 12 months ago.....	3179	9.66
8 = Used at some point in the past 12 mos LOG ASSN.....	9	0.03
9 = Used at some point in the lifetime LOG ASSN.....	13	0.04
11 = Used in the past 30 days LOGICALLY ASSIGNED.....	5	0.02
12 = Used >30 days ago but within pst 12 mos LOG ASSN.....	7	0.02
85 = BAD DATA Logically assigned.....	1	0.00
91 = NEVER USED COCAINE.....	28977	88.09
97 = REFUSED.....	6	0.02
98 = BLANK (NO ANSWER).....	6	0.02

(TOTCOKE)

COCYRTOT

Len : 3 TOTAL # OF DAYS USED COCAINE IN PAST 12 MONTHS

	Freq	Pct
RANGE = 1 - 364.....	696	2.12
985 = BAD DATA Logically assigned.....	4	0.01
991 = NEVER USED COCAINE.....	28977	88.09
993 = DID NOT USE COCAINE IN THE PAST 12 MOS.....	3179	9.66
997 = REFUSED.....	8	0.02
998 = BLANK (NO ANSWER).....	29	0.09

CCTOTFG

Len : 2 TRIMMING INDICATOR FOR COCYRTOT

	Freq	Pct
1 = Trimmed to 365 days (no further editing).....	1	0.00
2 = Trimmed relative to the 30-day freq.....	1	0.00
98 = BLANK (NO ANSWER).....	32891	99.99

CCFQFLG

Len : 2 TRIMMED COCYRTOT IF R USED < 12 MOS

	Freq	Pct
1 = Trimmed to be consistent with mo/yr of 1st use.....	13	0.04
98 = BLANK (NO ANSWER).....	32880	99.96

COCAINE

Now think about the past 12 months, from [DATEFILL] through today. We want to know how many days you've used cocaine during the past 12 months.

What would be the easiest way for you to tell us how many days you've used it?

(CCFRAME3)

CCBSTWAY

Len : 2 EASIEST WAY TO TELL US # DAYS USED COCAINE

	Freq	Pct
1 = Prefer to answer in days per week.....	55	0.17
2 = Prefer to answer in days per month.....	115	0.35
3 = Prefer to answer in days per year.....	503	1.53
11 = Prefer to ans in days per wk LOG ASSN.....	3	0.01
13 = Prefer to ans in days per yr LOG ASSN.....	4	0.01
21 = Prefer to ans in days per wk (CRBSTWAY=1,11).....	7	0.02
22 = Prefer to ans in days per mo (CRBSTWAY=2,12).....	3	0.01
23 = Prefer to ans in days per yr (CRBSTWAY=3,13).....	7	0.02
85 = BAD DATA Logically assigned.....	4	0.01
91 = NEVER USED COCAINE.....	28977	88.09
93 = DID NOT USE COCAINE IN THE PAST 12 MOS.....	3179	9.66
97 = REFUSED.....	7	0.02
98 = BLANK (NO ANSWER).....	29	0.09

On how many days in the past 12 months did you use cocaine?

(CCYRAVE)

CCDAYPYR

Len : 3 # DAYS USED COCAINE PAST 12 MONTHS

	Freq	Pct
RANGE = 1 - 220.....	513	1.56
985 = BAD DATA Logically assigned.....	1	0.00
989 = LEGITIMATE SKIP Logically assigned.....	3	0.01
991 = NEVER USED COCAINE.....	28977	88.09
993 = DID NOT USE COCAINE IN THE PAST 12 MOS.....	3179	9.66
997 = REFUSED.....	8	0.02
998 = BLANK (NO ANSWER).....	32	0.10
999 = LEGITIMATE SKIP.....	180	0.55

On average, how many days did you use cocaine each month during the past 12 months?

(CCMONAVE)

CCDAYPMO

Len : 2 # DAYS PER MONTH USED COCAINE PAST 12 MONTHS

	Freq	Pct
RANGE = 1 - 26.....	118	0.36
85 = BAD DATA Logically assigned.....	1	0.00
89 = LEGITIMATE SKIP Logically assigned.....	6	0.02
91 = NEVER USED COCAINE.....	28977	88.09
93 = DID NOT USE COCAINE IN THE PAST 12 MOS.....	3179	9.66
97 = REFUSED.....	8	0.02
98 = BLANK (NO ANSWER).....	32	0.10
99 = LEGITIMATE SKIP.....	572	1.74

On average, how many days did you use cocaine each week during the past 12 months?

(CCWKAVE)

CCDAYPWK

Len : 2 # DAYS PER WEEK USED COCAINE PAST 12 MONTHS

	Freq	Pct
RANGE = 1 - 7.....	65	0.20
85 = BAD DATA Logically assigned.....	2	0.01
89 = LEGITIMATE SKIP Logically assigned.....	1	0.00
91 = NEVER USED COCAINE.....	28977	88.09
93 = DID NOT USE COCAINE IN THE PAST 12 MOS.....	3179	9.66
97 = REFUSED.....	8	0.02
98 = BLANK (NO ANSWER).....	31	0.09
99 = LEGITIMATE SKIP.....	630	1.92

COCAINE

Think specifically about the past 30 days, from [DATEFILL] up to and including today. During the past 30 days, on how many days did you use cocaine?

(CC06)

COCUS30A

Len : 2 # DAYS USED COCAINE PAST 30 DAYS

	Freq	Pct
RANGE = 1 - 30	200	0.61
85 = BAD DATA Logically assigned	6	0.02
91 = NEVER USED COCAINE	28977	88.09
93 = DID NOT USE COCAINE IN THE PAST 30 DAYS	3673	11.17
94 = DON'T KNOW	2	0.01
97 = REFUSED	7	0.02
98 = BLANK (NO ANSWER)	28	0.09

What is your best estimate of the number of days you used cocaine during the past 30 days?

(CC06DKRE)

CC30EST

Len : 2 BEST ESTIMATE # DAYS USED COCAINE PAST 30 DAYS

	Freq	Pct
1 = 1 or 2 days	1	0.00
5 = 20 to 29 days.....	1	0.00
91 = NEVER USED COCAINE	28977	88.09
93 = DID NOT USE COCAINE IN THE PAST 30 DAYS	3673	11.17
97 = REFUSED	7	0.02
98 = BLANK (NO ANSWER)	34	0.10
99 = LEGITIMATE SKIP.....	200	0.61

CRACK

CRACK

The next questions are about 'crack', that is cocaine in rock or chunk form, and not the other forms of cocaine.

Have you ever, even once, used 'crack'?

(CK01, CKREF)

CRKEVER

Len : 2 EVER USED CRACK

	Freq	Pct
1 = Yes.....	813	2.47
2 = No.....	3088	9.39
91 = NEVER USED COCAINE (COCEVER=2).....	28977	88.09
94 = DON'T KNOW.....	3	0.01
97 = REFUSED.....	6	0.02
98 = BLANK (NO ANSWER).....	6	0.02

How old were you the first time you used 'crack'?

(CK02)

CRKAGE

Len : 3 AGE WHEN FIRST USED CRACK

	Freq	Pct
RANGE = 10 - 55.....	811	2.47
985 = BAD DATA Logically assigned.....	1	0.00
991 = NEVER USED CRACK.....	32065	97.48
994 = DON'T KNOW.....	1	0.00
997 = REFUSED.....	6	0.02
998 = BLANK (NO ANSWER).....	9	0.03

Did you first use 'crack' in [CURRENT YEAR - 1] or [CURRENT YEAR]?

Did you first use 'crack' in [CURRENT YEAR - 2] or [CURRENT YEAR - 1]?

In what month in [CURRENT YEAR] did you first use 'crack'?

(CK03A, CK03B, CK03C)

CRKYFU

Len : 4 YEAR OF FIRST CRACK USE - RECODE

	Freq	Pct
RANGE = 2018 - 2020.....	15	0.05
9985 = BAD DATA Logically assigned.....	3	0.01
9989 = LEGITIMATE SKIP Logically assigned.....	5	0.02
9991 = NEVER USED CRACK.....	32065	97.48
9994 = DON'T KNOW.....	1	0.00
9997 = REFUSED.....	6	0.02
9998 = BLANK (NO ANSWER).....	9	0.03
9999 = LEGITIMATE SKIP.....	789	2.40

In what month in [CURRENT YEAR] did you first use 'crack'?

In what month in [YEAR FROM CK03a or CK03b] did you first use 'crack'?

(CK03C, CK03D)

CRKMFU

Len : 2 MONTH OF FIRST CRACK USE - RECODE

	Freq	Pct
1 = January.....	3	0.01
2 = February.....	1	0.00
3 = March.....	1	0.00
4 = April.....	3	0.01
5 = May.....	2	0.01
6 = June.....	2	0.01
9 = September.....	2	0.01
85 = BAD DATA Logically assigned.....	3	0.01
89 = LEGITIMATE SKIP Logically assigned.....	5	0.02
91 = NEVER USED CRACK.....	32065	97.48
94 = DON'T KNOW.....	2	0.01
97 = REFUSED.....	6	0.02
98 = BLANK (NO ANSWER).....	9	0.03
99 = LEGITIMATE SKIP.....	789	2.40

CRACK

How long has it been since you last used 'crack'?

(CKLAST3, CKRECDK, CKRECRE)

CRAKREC

Len : 2 TIME SINCE LAST USED CRACK

	Freq	Pct
1 = Within the past 30 days.....	33	0.10
2 = More than 30 days ago but within the past 12 mos	32	0.10
3 = More than 12 months ago	741	2.25
8 = Used at some point in the past 12 mos LOG ASSN.....	3	0.01
9 = Used at some point in the lifetime LOG ASSN.....	3	0.01
11 = Used in the past 30 days LOGICALLY ASSIGNED.....	1	0.00
91 = NEVER USED CRACK.....	32065	97.48
97 = REFUSED	6	0.02
98 = BLANK (NO ANSWER)	9	0.03

(TOTCRACK)

CRKYRTOT

Len : 3 TOTAL # DAYS USED CRACK IN PAST 12 MONTHS

	Freq	Pct
RANGE = 1 - 364	66	0.20
985 = BAD DATA Logically assigned.....	2	0.01
991 = NEVER USED CRACK.....	32065	97.48
993 = DID NOT USE CRACK IN THE PAST 12 MOS	741	2.25
997 = REFUSED	6	0.02
998 = BLANK (NO ANSWER).....	13	0.04

CRTOTFG

Len : 2 TRIMMING INDICATOR FOR CRKYRTOT

	Freq	Pct
2 = Trimmed relative to the 30-day freq	1	0.00
98 = BLANK (NO ANSWER)	32892	100.0

CRFQFLG

Len : 2 TRIMMED CRKYRTOT IF R USED < 12 MOS

	Freq	Pct
1 = Trimmed to be consistent with mo/yr of 1st use	4	0.01
98 = BLANK (NO ANSWER)	32889	99.99

Now think about the past 12 months, from [DATEFILL] through today. We want to know how many days you've used 'crack' during the past 12 months.

What would be the easiest way for you to tell us how many days you've used it?

(CKFRAME3)

CRBSTWAY

Len : 2 EASIEST WAY TO TELL US # DAYS USED CRACK

	Freq	Pct
1 = Prefer to answer in days per week.....	21	0.06
2 = Prefer to answer in days per month.....	17	0.05
3 = Prefer to answer in days per year.....	28	0.09
85 = BAD DATA Logically assigned.....	2	0.01
91 = NEVER USED CRACK.....	32065	97.48
93 = DID NOT USE CRACK IN THE PAST 12 MOS	741	2.25
97 = REFUSED	6	0.02
98 = BLANK (NO ANSWER)	13	0.04

On how many days in the past 12 months did you use 'crack'?

(CKYRAVE)

CRDAYPYR

Len : 3 # DAYS USED CRACK PAST 12 MONTHS

	Freq	Pct
RANGE = 1 - 200	28	0.09
991 = NEVER USED CRACK.....	32065	97.48
993 = DID NOT USE CRACK IN THE PAST 12 MOS	741	2.25
997 = REFUSED	6	0.02
998 = BLANK (NO ANSWER).....	15	0.05
999 = LEGITIMATE SKIP.....	38	0.12

CRACK

On average, how many days did you use 'crack' each month during the past 12 months?

(CKMONAVE)
CRDAYPMO

Len : 2 # DAYS PER MONTH USED CRACK PAST 12 MONTHS

	Freq	Pct
RANGE = 1 - 20	17	0.05
91 = NEVER USED CRACK	32065	97.48
93 = DID NOT USE CRACK IN THE PAST 12 MOS	741	2.25
97 = REFUSED	6	0.02
98 = BLANK (NO ANSWER)	15	0.05
99 = LEGITIMATE SKIP	49	0.15

On average, how many days did you use 'crack' each week during the past 12 months?

(CKWKAVE)
CRDAYPWK

Len : 2 # DAYS PER WEEK USED CRACK PAST 12 MONTHS

	Freq	Pct
RANGE = 1 - 7	21	0.06
85 = BAD DATA Logically assigned	2	0.01
91 = NEVER USED CRACK	32065	97.48
93 = DID NOT USE CRACK IN THE PAST 12 MOS	741	2.25
97 = REFUSED	6	0.02
98 = BLANK (NO ANSWER)	13	0.04
99 = LEGITIMATE SKIP	45	0.14

Think specifically about the past 30 days, from [DATEFILL] up to and including today. During the past 30 days, on how many days did you use 'crack'?

(CK06)
CRKUS30A

Len : 2 # DAYS USED CRACK PAST 30 DAYS

	Freq	Pct
RANGE = 1 - 30	33	0.10
91 = NEVER USED CRACK	32065	97.48
93 = DID NOT USE CRACK IN THE PAST 30 DAYS	773	2.35
97 = REFUSED	6	0.02
98 = BLANK (NO ANSWER)	16	0.05

What is your best estimate of the number of days you used 'crack' during the past 30 days?

(CK06DKRE)
CR30EST

Len : 2 BEST ESTIMATE # DAYS USED CRACK PAST 30 DAYS

	Freq	Pct
91 = NEVER USED CRACK	32065	97.48
93 = DID NOT USE CRACK IN THE PAST 30 DAYS	773	2.35
97 = REFUSED	6	0.02
98 = BLANK (NO ANSWER)	16	0.05
99 = LEGITIMATE SKIP	33	0.10

HEROIN

HEROIN

These next questions are about heroin.

Have you ever, even once, used heroin?

(HE01, HEREF)

HEREVER

Len : 2 EVER USED HEROIN

	Freq	Pct
1 = Yes.....	578	1.76
2 = No.....	32306	98.22
94 = DON'T KNOW.....	4	0.01
97 = REFUSED.....	5	0.02

How old were you the first time you used heroin?

(HE02)

HERAGE

Len : 3 AGE WHEN FIRST USED HEROIN

	Freq	Pct
RANGE = 4 - 70.....	578	1.76
991 = NEVER USED HEROIN.....	32306	98.22
997 = REFUSED.....	5	0.02
998 = BLANK (NO ANSWER).....	4	0.01

Did you first use heroin in [CURRENT YEAR - 1] or [CURRENT YEAR]?

Did you first use heroin in [CURRENT YEAR - 2] or [CURRENT YEAR - 1]?

In what month in [CURRENT YEAR] did you first use heroin?

(HE03A, HE03B, HE03C)

HERYFU

Len : 4 YEAR OF FIRST HEROIN USE - RECODE

	Freq	Pct
RANGE = 2018 - 2020.....	11	0.03
9985 = BAD DATA Logically assigned.....	3	0.01
9989 = LEGITIMATE SKIP Logically assigned.....	3	0.01
9991 = NEVER USED HEROIN.....	32306	98.22
9997 = REFUSED.....	5	0.02
9998 = BLANK (NO ANSWER).....	4	0.01
9999 = LEGITIMATE SKIP.....	561	1.71

In what month in [CURRENT YEAR] did you first use heroin?

In what month in [YEAR FROM HE03a or HE03b] did you first use heroin?

(HE03C, HE03D)

HERMFU

Len : 2 MONTH OF FIRST HEROIN USE - RECODE

	Freq	Pct
3 = March.....	1	0.00
5 = May.....	2	0.01
6 = June.....	2	0.01
9 = September.....	2	0.01
10 = October.....	1	0.00
11 = November.....	2	0.01
12 = December.....	1	0.00
85 = BAD DATA Logically assigned.....	3	0.01
89 = LEGITIMATE SKIP Logically assigned.....	3	0.01
91 = NEVER USED HEROIN.....	32306	98.22
97 = REFUSED.....	5	0.02
98 = BLANK (NO ANSWER).....	4	0.01
99 = LEGITIMATE SKIP.....	561	1.71

HEROIN

How long has it been since you last used heroin?

(HELAST3, HERECDK, HERECRE)

HERREC Len : 2 TIME SINCE LAST USED HEROIN

	Freq	Pct
1 = Within the past 30 days.....	48	0.15
2 = More than 30 days ago but within the past 12 mos	51	0.16
3 = More than 12 months ago	471	1.43
8 = Used at some point in the past 12 mos LOG ASSN.....	4	0.01
9 = Used at some point in the lifetime LOG ASSN.....	3	0.01
11 = Used in the past 30 days LOGICALLY ASSIGNED.....	1	0.00
91 = NEVER USED HEROIN.....	32306	98.22
97 = REFUSED	5	0.02
98 = BLANK (NO ANSWER)	4	0.01

(TOTHERO)

HERYRTOT Len : 3 TOTAL # OF DAYS USED HEROIN IN PAST 12 MONTHS

	Freq	Pct
RANGE = 1 - 364	100	0.30
985 = BAD DATA Logically assigned.....	3	0.01
991 = NEVER USED HEROIN.....	32306	98.22
993 = DID NOT USE HEROIN IN THE PAST 12 MOS.....	471	1.43
997 = REFUSED	6	0.02
998 = BLANK (NO ANSWER).....	7	0.02

HRTOTFG

Len : 2 TRIMMING INDICATOR FOR HERYRTOT

	Freq	Pct
2 = Trimmed relative to the 30-day freq	2	0.01
98 = BLANK (NO ANSWER)	32891	99.99

HRFQFLG

Len : 2 TRIMMED HERYRTOT IF R USED < 12 MOS

	Freq	Pct
1 = Trimmed to be consistent with mo/yr of 1st use	3	0.01
98 = BLANK (NO ANSWER)	32890	99.99

Now think about the past 12 months, from [DATEFILL] through today. We want to know how many days you've used heroin during the past 12 months.

What would be the easiest way for you to tell us how many days you've used it?

(HEFRAME3)

HRBSTWAY Len : 2 EASIEST WAY TO TELL US # DAYS USED HEROIN

	Freq	Pct
1 = Prefer to answer in days per week.....	45	0.14
2 = Prefer to answer in days per month.....	16	0.05
3 = Prefer to answer in days per year.....	40	0.12
85 = BAD DATA Logically assigned.....	3	0.01
91 = NEVER USED HEROIN.....	32306	98.22
93 = DID NOT USE HEROIN IN THE PAST 12 MOS.....	471	1.43
97 = REFUSED	5	0.02
98 = BLANK (NO ANSWER)	7	0.02

On how many days in the past 12 months did you use heroin?

(HEYRAVE)

HRDAYPYR Len : 3 # DAYS USED HEROIN PAST 12 MONTHS

	Freq	Pct
RANGE = 1 - 260	40	0.12
991 = NEVER USED HEROIN.....	32306	98.22
993 = DID NOT USE HEROIN IN THE PAST 12 MOS.....	471	1.43
997 = REFUSED	5	0.02
998 = BLANK (NO ANSWER).....	10	0.03
999 = LEGITIMATE SKIP.....	61	0.19

HEROIN

On average, how many days did you use heroin each month during the past 12 months?

(HEMONEAVE)
HRDAYPMO

Len : 2 # DAYS PER MONTH USED HEROIN PAST 12 MONTHS		Freq	Pct
RANGE = 1 - 30		15	0.05
85 = BAD DATA Logically assigned		2	0.01
91 = NEVER USED HEROIN		32306	98.22
93 = DID NOT USE HEROIN IN THE PAST 12 MOS		471	1.43
97 = REFUSED		6	0.02
98 = BLANK (NO ANSWER)		8	0.02
99 = LEGITIMATE SKIP		85	0.26

On average, how many days did you use heroin each week during the past 12 months?

(HEWKAVE)
HRDAYPWK

Len : 2 # DAYS PER WEEK USED HEROIN PAST 12 MONTHS		Freq	Pct
RANGE = 1 - 7		45	0.14
85 = BAD DATA Logically assigned		1	0.00
91 = NEVER USED HEROIN		32306	98.22
93 = DID NOT USE HEROIN IN THE PAST 12 MOS		471	1.43
97 = REFUSED		6	0.02
98 = BLANK (NO ANSWER)		9	0.03
99 = LEGITIMATE SKIP		55	0.17

Think specifically about the past 30 days, from [DATEFILL] up to and including today. During the past 30 days, on how many days did you use heroin?

(HE06)
HER30USE

Len : 2 # DAYS USED HEROIN PAST 30 DAYS		Freq	Pct
RANGE = 1 - 30		47	0.14
85 = BAD DATA Logically assigned		1	0.00
91 = NEVER USED HEROIN		32306	98.22
93 = DID NOT USE HEROIN IN THE PAST 30 DAYS		522	1.59
94 = DON'T KNOW		1	0.00
97 = REFUSED		5	0.02
98 = BLANK (NO ANSWER)		11	0.03

What is your best estimate of the number of days you used heroin during the past 30 days?

(HE06DKRE)
HR30EST

Len : 2 BEST EST. # DAYS USED HEROIN PAST 30 DAYS		Freq	Pct
2 = 3 to 5 days		1	0.00
91 = NEVER USED HEROIN		32306	98.22
93 = DID NOT USE HEROIN IN THE PAST 30 DAYS		522	1.59
97 = REFUSED		5	0.02
98 = BLANK (NO ANSWER)		12	0.04
99 = LEGITIMATE SKIP		47	0.14

HALLUCINOGENS

HALLUCINOGENS

The next questions are about substances called hallucinogens. These drugs often cause people to see or experience things that are not real.

A list of some common hallucinogens is shown below. These and many other substances that people use as hallucinogens are often known by street names, and we can't list them all. Please take a moment to look at the substances listed below so you know what kind of drugs the next questions are about.

- LSD, also called 'acid'
- PCP, also called 'angel dust' or phencyclidine
- Peyote
- Mescaline
- Psilocybin
- 'Ecstasy' or 'Molly', also called MDMA
- Ketamine, also called 'Special K' or 'Super K'
- DMT, also called dimethyltryptamine
- AMT, also called alpha-methyltryptamine
- Foxy, also called 5-MeO-DIPT
- Salvia divinorum

Have you ever, even once, used LSD, also called 'acid'?

(LS01A, LSREF1)

LSD Len : 2 EVER USED LSD ("ACID")

	Freq	Pct
1 = Yes.....	3086	9.38
2 = No.....	2117	6.44
3 = Yes LOGICALLY ASSIGNED.....	2	0.01
91 = NEVER USED HALLUCINOGENS	27666	84.11
94 = DON'T KNOW.....	17	0.05
97 = REFUSED	5	0.02

Have you ever, even once, used PCP, also called 'angel dust' or phencyclidine?

(LS01B, LSREF2)

PCP Len : 2 EVER USED PCP ("ANGEL DUST," PHENCYCLIDINE)

	Freq	Pct
1 = Yes.....	470	1.43
2 = No.....	4741	14.41
91 = NEVER USED HALLUCINOGENS	27666	84.11
94 = DON'T KNOW.....	14	0.04
97 = REFUSED	2	0.01

Have you ever, even once, used peyote?

(LS01C)

PEYOTE Len : 2 EVER USED PEYOTE

	Freq	Pct
1 = Yes.....	418	1.27
2 = No.....	4780	14.53
91 = NEVER USED HALLUCINOGENS	27666	84.11
94 = DON'T KNOW.....	27	0.08
97 = REFUSED	2	0.01

Have you ever, even once, used mescaline?

(LS01D)

MESC Len : 2 EVER USED Mescaline

	Freq	Pct
1 = Yes.....	530	1.61
2 = No.....	4659	14.16
91 = NEVER USED HALLUCINOGENS	27666	84.11
94 = DON'T KNOW.....	35	0.11
97 = REFUSED	3	0.01

HALLUCINOGENS

Have you ever, even once, used psilocybin, found in mushrooms?

(LS01E)
PSILCY

Len : 2 EVER USED PSILOCYBIN (MUSHROOMS)

	Freq	Pct
1 = Yes.....	3151	9.58
2 = No.....	2030	6.17
3 = Yes LOGICALLY ASSIGNED.....	8	0.02
91 = NEVER USED HALLUCINOGENS	27666	84.11
94 = DON'T KNOW.....	36	0.11
97 = REFUSED	2	0.01

Have you ever, even once, used 'Ecstasy' or 'Molly,' also known as MDMA?

(LS01F, LSREF3)
ECSTMOLLY

Len : 2 EVER USED 'ECSTASY' OR 'MOLLY' (MDMA)

	Freq	Pct
1 = Yes.....	2678	8.14
2 = No.....	2525	7.68
91 = NEVER USED HALLUCINOGENS	27666	84.11
94 = DON'T KNOW.....	22	0.07
97 = REFUSED	2	0.01

Have you ever, even once, used Ketamine, also called 'Special K' or 'Super K'?

(LS01I)
KETMINESK

Len : 2 EVER USED KETAMINE

	Freq	Pct
1 = Yes.....	546	1.66
2 = No.....	4655	14.15
91 = NEVER USED KETAMINE.....	27666	84.11
94 = DON'T KNOW.....	26	0.08

Have you ever, even once, used any of the following:

DMT, also called dimethyltryptamine,
AMT, also called alpha-methyltryptamine, or
Foxy, also called 5-MeO-DIPT?

(LS01J)
DMTAMTFXY

Len : 2 EVER USED DMT, AMT, FOXY

	Freq	Pct
1 = Yes.....	465	1.41
2 = No.....	4719	14.35
3 = Yes LOGICALLY ASSIGNED.....	1	0.00
91 = NEVER USED DMT, AMT, FOXY.....	27666	84.11
94 = DON'T KNOW.....	37	0.11
97 = REFUSED	5	0.02

Have you ever, even once, used Salvia divinorum?

(LS01K)
SALVIADIV

Len : 2 EVER USED SALVIA DIVINORUM

	Freq	Pct
1 = Yes.....	675	2.05
2 = No.....	4509	13.71
91 = NEVER USED SALVIA DIVINORUM	27666	84.11
94 = DON'T KNOW.....	42	0.13
97 = REFUSED	1	0.00

HALLUCINOGENS

NOTE: HALLUCOTH was assigned a code of 5 (see documentation below) when either of the following occurred: (a) the only hallucinogens that were used in the respondent's lifetime were LSD, PCP, Ecstasy, ketamine, DMT/AMT/Foxy, or Salvia divinorum but the respondent reported more recent use of any hallucinogen than was reported for these six hallucinogens; or (b) the only hallucinogens that were used in the respondent's lifetime were LSD, PCP, Ecstasy but the respondent reported earlier initiation of any hallucinogen than was reported for these three hallucinogens.

Have you ever, even once used any other hallucinogens besides the ones that have been listed?

(LS01H)

HALLUCOTH

Len : 2 EVER USED OTHER HALLUCINOGEN

	Freq	Pct
1 = Yes.....	319	0.97
2 = No.....	4832	14.69
5 = Yes (specific hallucinogen unknown) LOG ASSN.....	25	0.08
91 = NEVER USED HALLUCINOGENS	27666	84.11
94 = DON'T KNOW.....	48	0.15
97 = REFUSED	3	0.01

HALLUCINOGENS

(LS01SC1)
HALLUCOT1

Len : 4 OTHER HALLUCINOGEN - SPECIFY 1

	Freq	Pct
116 = Methaqualone, Sopor, Quaalude	1	0.00
171 = NyQuil <OTC>	1	0.00
174 = Ambien	1	0.00
209 = Xanax	2	0.01
322 = Methamphetamine ("ice" or "crank"), Meth	4	0.01
348 = Crystal	1	0.00
417 = Morphine	1	0.00
501 = Gasoline or lighter fluids	3	0.01
503 = Other aerosol sprays	1	0.00
504 = Shoeshine liquid, glue, or toluene	1	0.00
506 = Amyl nitrite, "poppers," locker room odorizer, "rush"	2	0.01
507 = Halothane, ether, or other anesthetics; chloroform	1	0.00
508 = Nitrous oxide, "whippits," dentist gas	8	0.02
516 = CHC, chlorofluorocarbon, freon, refrigerant	1	0.00
520 = Old paint, paint	1	0.00
592 = Computer air duster, computer cleaner, dust-off	1	0.00
601 = LSD ("acid")	28	0.09
603 = Mescaline	1	0.00
604 = Psilocybin (mushrooms), sclerotia, shrooms	16	0.05
606 = "Ecstasy" (MDMA), X-TC, "X"	1	0.00
607 = OTHER Hallucinogen, NOT OTHERWISE SPECIFIED	54	0.16
609 = Jimson weed	1	0.00
612 = Happy stick, sherm, sherman, shermstick	1	0.00
616 = DET, Dimethyltryptamine, DMT	1	0.00
617 = Morning glory seeds, morning glory tendrils, ricea	5	0.02
627 = Hawaiian wood rose, Hawaiian Woodrow seeds	4	0.01
636 = DOM, STP	2	0.01
639 = Nutmeg, Mace	3	0.01
660 = Bufotenin, toad, toad licking	1	0.00
678 = Banana peels	1	0.00
698 = 2C-B, Bromo mescaline, Nexus	16	0.05
802 = THC, cannabinal, marinol, tetrahydrocannabinol	1	0.00
803 = Marijuana, MarrJane, Mary Jane, MJ, pot, weed	1	0.00
804 = Hashish	1	0.00
829 = Robitussin DM <OTC>	3	0.01
834 = Loveboat	1	0.00
852 = Formaldehyde, wak, whack (embalming fluid)	1	0.00
883 = Dextromethorphan hydrobromide <OTC>	8	0.02
1001 = Benadryl, Diphenhydramine <OTC>	2	0.01
1501 = Zolpidem	1	0.00
3004 = Black cadillac	1	0.00
6005 = Sassafras, sassafras tea	1	0.00
6029 = DXM	12	0.04
6074 = LSA	7	0.02
6077 = San Pedro	1	0.00
6078 = Trumpet flowers/seeds, type unspecified	1	0.00
6083 = CCC, "Triple C," C3 <OTC>	3	0.01
6102 = Absinthe	2	0.01
6103 = Ayahuasca, Yahe	22	0.07
6112 = 2C-T-2	1	0.00
6114 = Molly, not otherwise specified	1	0.00
6121 = Cactus, specifically not peyote	1	0.00
6126 = 2,5-Dimethoxy-4-iodophenethylamine, 2C-I	10	0.03
6130 = 5-MeO-DiPT, foxy methoxy	1	0.00
6132 = Amanita mushrooms, fly agaric, muscimol	1	0.00
6138 = 2C-E, 2-5-Dimethoxy-4-ethyl-phenethylamine	12	0.04
6171 = 4-acetoxy-N,N-dimethyltryptamine, 4-AcO-DMT	3	0.01
6174 = bk-MDMA, Methylone	1	0.00
6185 = 25I-NBOMe, 2C-I-NBOMe, BOM-CI, Cimbi-5	6	0.02
6186 = 3-MeO-2-Oxo-PCE, MXE, Methoxetamine	1	0.00
6187 = Mugwort	2	0.01
6189 = 25C-NBOMe, 2C-C-NBOMe, NBOMe-2C-C, N-Bomb	1	0.00
6203 = NBOMe; otherwise unspecified	1	0.00
6209 = 1P-LSD	1	0.00
6213 = Synthetic LSD/acid; otherwise unspecified	1	0.00
6217 = 25D-NBOMe	1	0.00
8012 = Coriciden <OTC>	1	0.00
8058 = Cough medicine/syrup, type unspecified	5	0.02
8110 = Over-the-counter drug/pills, type unspecified	1	0.00
8283 = Synthetic cannabinoids (eg, K2, Spice, JWH-018)	10	0.03
8293 = Lean (Promethazine w/codeine mixed w/Sprite)	1	0.00
8301 = Bath salts/synthetic cathinone; otherwise unspcfd	4	0.01

HALLUCINOGENS

8368 = alpha-PVP, alpha-Pyrrolidinopentiophenone	1	0.00
8535 = Risperdal, Risperdol, Risperidone	1	0.00
8545 = Dimenhydrinate,Dramamine,sea/motion sickness <OTC>	4	0.01
9985 = BAD DATA Logically assigned	6	0.02
9991 = NEVER USED HALLUCINOGENS	27666	84.11
9997 = REFUSED	8	0.02
9998 = BLANK (NO ANSWER).....	74	0.22
9999 = LEGITIMATE SKIP.....	4832	14.69

(LS01SC2)
[HALLUCOT2](#)

Len : 4 OTHER HALLUCINOGEN - SPECIFY 2

	Freq	Pct
209 = Xanax.....	1	0.00
322 = Methamphetamine ("ice" or "crank"), Meth.....	3	0.01
355 = Crystal meth, crystal methamphetamine	1	0.00
508 = Nitrous oxide, "whippits," dentist gas	2	0.01
512 = Incense.....	1	0.00
520 = Old paint, paint	1	0.00
590 = Canned air, compressed air	1	0.00
592 = Computer air duster, computer cleaner, dust-off.....	1	0.00
601 = LSD ("acid").....	2	0.01
604 = Psilocybin (mushrooms), sclerotia, shrooms.....	3	0.01
607 = OTHER Hallucinogen, NOT OTHERWISE SPECIFIED.....	9	0.03
609 = Jimson weed	1	0.00
622 = Microdot(s), green microdot, purple microdot	1	0.00
639 = Nutmeg, Mace.....	1	0.00
698 = 2C-B, Bromo mescaline, Nexus.....	8	0.02
843 = Cold medicine, cold tablets <OTC>.....	1	0.00
848 = Liquid vitamin, vitamin pills <OTC>	1	0.00
852 = Formaldehyde, wak, whack (embalming fluid).....	1	0.00
883 = Dextromethorphan hydrobromide <OTC>.....	1	0.00
1001 = Benadryl, Diphenhydramine <OTC>	1	0.00
5042 = Fuels other than gasoline.....	1	0.00
6005 = Sassafras, sassafras tea.....	1	0.00
6029 = DXM.....	1	0.00
6074 = LSA	3	0.01
6077 = San Pedro.....	3	0.01
6083 = CCC, "Triple C," C3 <OTC>.....	1	0.00
6100 = 2C-T-7, T7, blue mystic.....	1	0.00
6102 = Absinthe.....	1	0.00
6103 = Ayahuasca, Yahe	1	0.00
6105 = Alpha-methyltryptamine, AMT, IT-290, 3-IT.....	1	0.00
6126 = 2,5-Dimethoxy-4-iodophenethylamine, 2C-I	8	0.02
6138 = 2C-E, 2-5-Dimethoxy-4-ethyl-phenethylamine.....	2	0.01
6143 = 2C-X	1	0.00
6171 = 4-acetoxy-N,N-dimethyltryptamine, 4-AcO-DMT.....	2	0.01
6185 = 25I-NBOMe, 2C-I-NBOMe, BOM-CI, Cimbi-5.....	1	0.00
6186 = 3-MeO-2-Oxo-PCE, MXE, Methoxetamine	1	0.00
6187 = Mugwort	1	0.00
6203 = NBOMe; otherwise unspecified	1	0.00
6209 = 1P-LSD.....	1	0.00
6217 = 25D-NBOMe	1	0.00
8058 = Cough medicine/syrup, type unspecified	1	0.00
8283 = Synthetic cannabinoids (eg, K2, Spice, JWH-018)	2	0.01
8315 = Synthetic cannabis, otherwise unspecified	1	0.00
8530 = Sertraline hydrochloride, Zoloft.....	1	0.00
8545 = Dimenhydrinate,Dramamine,sea/motion sickness <OTC>	1	0.00
9985 = BAD DATA Logically assigned	2	0.01
9991 = NEVER USED HALLUCINOGENS	27666	84.11
9997 = REFUSED	4	0.01
9998 = BLANK (NO ANSWER).....	309	0.94
9999 = LEGITIMATE SKIP.....	4832	14.69

HALLUCINOGENS

(LS01SC3)
HALLUCOT3

	Freq	Pct
Len : 4 OTHER HALLUCINOGEN - SPECIFY 3		
355 = Crystal meth, crystal methamphetamine	1	0.00
508 = Nitrous oxide, "whippits," dentist gas	1	0.00
607 = OTHER Hallucinogen, NOT OTHERWISE SPECIFIED.....	1	0.00
617 = Morning glory seeds, morning glory tendrils, ricea.....	1	0.00
636 = DOM, STP.....	1	0.00
698 = 2C-B, Bromo mescaline, Nexus.....	2	0.01
701 = OTHER Opiates, NOT OTHERWISE SPECIFIED.....	1	0.00
3052 = Speed, otherwise unspecified.....	1	0.00
6029 = DXM.....	2	0.01
6112 = 2C-T-2	1	0.00
6126 = 2,5-Dimethoxy-4-iodophenethylamine, 2C-I.....	1	0.00
6138 = 2C-E, 2-5-Dimethoxy-4-ethyl-phenethylamine.....	1	0.00
6159 = 2,5-Dimethoxy-4-methylthiophenethylamine, 2C-T.....	1	0.00
6171 = 4-acetoxy-N,N-dimethyltryptamine, 4-AcO-DMT.....	1	0.00
6181 = 4-HO-MET, 4-Hydroxy-N-methyl-N-ethyltryptamine.....	1	0.00
6195 = LSZ, Lysergic acid 2,4-dimethylazetidide	1	0.00
6209 = 1P-LSD.....	1	0.00
6217 = 25D-NBOMe.....	1	0.00
9985 = BAD DATA Logically assigned	1	0.00
9991 = NEVER USED HALLUCINOGENS	27666	84.11
9997 = REFUSED	4	0.01
9998 = BLANK (NO ANSWER).....	370	1.12
9999 = LEGITIMATE SKIP.....	4832	14.69

(LS01SC4)
HALLUCOT4

	Freq	Pct
Len : 4 OTHER HALLUCINOGEN - SPECIFY 4		
604 = Psilocybin (mushrooms), sclerotia, shrooms.....	1	0.00
609 = Jimson weed	1	0.00
614 = MDA, Methylenedioxy amphetamine.....	1	0.00
6126 = 2,5-Dimethoxy-4-iodophenethylamine, 2C-I.....	1	0.00
6132 = Amanita mushrooms, fly agaric, muscimol.....	1	0.00
6182 = 2C-P, 4-Propyl-2,5-dimethoxyphenethylamine.....	1	0.00
6200 = AL-LAD, 6-allyl-6-nor-LSD.....	1	0.00
6220 = ETH-LAD.....	1	0.00
9991 = NEVER USED HALLUCINOGENS	27666	84.11
9997 = REFUSED	4	0.01
9998 = BLANK (NO ANSWER).....	383	1.16
9999 = LEGITIMATE SKIP.....	4832	14.69

(LS01SC5)
HALLUCOT5

	Freq	Pct
Len : 4 OTHER HALLUCINOGEN - SPECIFY 5		
520 = Old paint, paint	1	0.00
6061 = 5-MeO-DMT.....	1	0.00
6074 = LSA	2	0.01
6207 = 2C-B-Fly, 2C-Bromo-Fly.....	1	0.00
9991 = NEVER USED HALLUCINOGENS	27666	84.11
9997 = REFUSED	3	0.01
9998 = BLANK (NO ANSWER).....	387	1.18
9999 = LEGITIMATE SKIP.....	4832	14.69

How old were you the first time you used [LSFILL]?

(LS02)
HALLUCAGE

	Freq	Pct
Len : 3 AGE WHEN FIRST USED HALLUCINOGENS		
RANGE = 1 - 72.....	5060	15.38
985 = BAD DATA Logically assigned	6	0.02
991 = NEVER USED HALLUCINOGENS	27666	84.11
994 = DON'T KNOW	40	0.12
997 = REFUSED	26	0.08
998 = BLANK (NO ANSWER).....	95	0.29

HALLUCINOGENS

(DMTAMTFXY, ECSTMOLLY, HALLUCOTH, KETMINESK, LSD, MESC, PCP, PEYOTE, PSILCY, SALVIADIV)
HALLUCEVR Len : 2 EVER USED HALLUCINOGENS

	Freq	Pct
1 = Yes.....	5132	15.60
91 = NEVER USED HALLUCINOGENS	27666	84.11
98 = BLANK (NO ANSWER)	95	0.29

Did you first use [LSFILL] in [CURRENT YEAR - 1] or [CURRENT YEAR]?

Did you first use [LSFILL] in [CURRENT YEAR - 2] or [CURRENT YEAR - 1]?

In what month in [CURRENT YEAR] did you first use [LSFILL]?

(LS03A, LS03B, LS03C)

HALLUCYFU Len : 4 YEAR OF FIRST HALLUCINOGEN USE - RECODE

	Freq	Pct
RANGE = 2018 - 2020	409	1.24
9985 = BAD DATA Logically assigned	28	0.09
9989 = LEGITIMATE SKIP Logically assigned	58	0.18
9991 = NEVER USED HALLUCINOGENS	27666	84.11
9994 = DON'T KNOW	42	0.13
9997 = REFUSED	27	0.08
9998 = BLANK (NO ANSWER).....	96	0.29
9999 = LEGITIMATE SKIP.....	4567	13.88

In what month in [CURRENT YEAR] did you first use [LSFILL]?

In what month in [YEAR FROM LS03a or LS03b] did you first use [LSFILL]?

(LS03C, LS03D)

HALLUCMFU Len : 2 MONTH OF FIRST HALLUCINOGEN USE - RECODE

	Freq	Pct
1 = January.....	37	0.11
2 = February.....	24	0.07
3 = March.....	26	0.08
4 = April	15	0.05
5 = May.....	23	0.07
6 = June.....	55	0.17
7 = July	43	0.13
8 = August	43	0.13
9 = September	30	0.09
10 = October.....	35	0.11
11 = November	47	0.14
12 = December.....	21	0.06
85 = BAD DATA Logically assigned	28	0.09
89 = LEGITIMATE SKIP Logically assigned	58	0.18
91 = NEVER USED HALLUCINOGENS	27666	84.11
94 = DON'T KNOW	49	0.15
97 = REFUSED	30	0.09
98 = BLANK (NO ANSWER)	96	0.29
99 = LEGITIMATE SKIP.....	4567	13.88

How long has it been since you last used [LSFILL]?

(LSLAST, LSRECDK, LSRECRE)

HALLUCREC Len : 2 TIME SINCE LAST USED HALLUCINOGENS

	Freq	Pct
1 = Within the past 30 days.....	279	0.85
2 = More than 30 days ago but within the past 12 mos	825	2.51
3 = More than 12 months ago	3918	11.91
8 = Used at some point in the past 12 mos LOG ASSN	21	0.06
9 = Used at some point in lifetime LOG ASSN	68	0.21
11 = Used in the past 30 days LOGICALLY ASSIGNED.....	11	0.03
12 = Used >30 days ago but within pst 12 mos LOG ASSN.....	10	0.03
91 = NEVER USED HALLUCINOGENS	27666	84.11
98 = BLANK (NO ANSWER)	95	0.29

HALLUCINOGENS

(TOTHALL)
HALLUCYFQ

Len : 3 TOTAL # OF DAYS USED HALLUCINOGENS IN PAST 12 MOS

	Freq	Pct
RANGE = 1 - 365	1128	3.43
985 = BAD DATA Logically assigned	5	0.02
991 = NEVER USED HALLUCINOGENS	27666	84.11
993 = DID NOT USE HALLUCINOGENS IN THE PAST 12 MOS.....	3918	11.91
994 = DON'T KNOW	2	0.01
997 = REFUSED	2	0.01
998 = BLANK (NO ANSWER).....	172	0.52

HALTOTFG

Len : 2 TRIMMING INDICATOR FOR HALLUCYFQ

	Freq	Pct
1 = Trimmed to 365 days (no further editing)	1	0.00
2 = Trimmed relative to the 30-day freq	1	0.00
98 = BLANK (NO ANSWER)	32891	99.99

HALFQFLG

Len : 2 TRIMMED HALLUCYFQ IF R USED < 12 MOS

	Freq	Pct
1 = Trimmed to be consistent with mo/yr of 1st use	32	0.10
98 = BLANK (NO ANSWER)	32861	99.90

Now think about the past 12 months, from [DATEFILL] through today. We want to know how many days you've used [LSFILL] during the past 12 months.

What would be the easiest way for you to tell us how many days you've used it?

(LSFRAME3, LSFRAME4, LSFRAME5, LSFRAME6)

HALLEASWY

Len : 2 EASIEST WAY TO TELL US # DAYS USED HALLUCINOGEN

	Freq	Pct
1 = Prefer to answer in days per week.....	72	0.22
2 = Prefer to answer in days per month.....	113	0.34
3 = Prefer to answer in days per year	941	2.86
11 = Prefer to ans in days per wk LOG ASSN	1	0.00
13 = Prefer to ans in days per yr LOG ASSN	4	0.01
85 = BAD DATA Logically assigned	5	0.02
91 = NEVER USED HALLUCINOGENS	27666	84.11
93 = DID NOT USE HALLUCINOGENS IN THE PAST 12 MOS.....	3918	11.91
97 = REFUSED	1	0.00
98 = BLANK (NO ANSWER)	172	0.52

On how many days in the past 12 months did you use [LSFILL]?

(LSYRAV2, LSYRAV3, LSYRAV4, LSYRAVE)

HALLDYSYR

Len : 3 # DAYS USED HALLUCINOGEN PAST 12 MONTHS

	Freq	Pct
RANGE = 1 - 180	945	2.87
985 = BAD DATA Logically assigned	5	0.02
989 = LEGITIMATE SKIP Logically assigned	2	0.01
991 = NEVER USED HALLUCINOGENS	27666	84.11
993 = DID NOT USE HALLUCINOGENS IN THE PAST 12 MOS.....	3918	11.91
997 = REFUSED	1	0.00
998 = BLANK (NO ANSWER).....	172	0.52
999 = LEGITIMATE SKIP.....	184	0.56

On average, how many days did you use [LSFILL] each month during the past 12 months?

(LSMONAV2, LSMONAV3, LSMONAV4, LSMONAVE)

HALLDYPMO

Len : 2 # DAYS PER MONTH USED HALLUCINOGEN PAST 12 MONTHS

	Freq	Pct
RANGE = 1 - 31	113	0.34
89 = LEGITIMATE SKIP Logically assigned	1	0.00
91 = NEVER USED HALLUCINOGENS	27666	84.11
93 = DID NOT USE HALLUCINOGENS IN THE PAST 12 MOS.....	3918	11.91
97 = REFUSED	1	0.00
98 = BLANK (NO ANSWER)	177	0.54
99 = LEGITIMATE SKIP.....	1017	3.09

HALLUCINOGENS

On average, how many days did you use [LSFILL] each week during the past 12 months?

(LSWKAV2, LSWKAV3, LSWKAV4, LSWKAVE)

HALLDYPWK Len : 2 # DAYS PER WEEK USED HALLUCINOGEN PAST 12 MONTHS

	Freq	Pct
RANGE = 1 - 7.....	70	0.21
91 = NEVER USED HALLUCINOGENS	27666	84.11
93 = DID NOT USE HALLUCINOGENS IN THE PAST 12 MOS.....	3918	11.91
94 = DON'T KNOW	2	0.01
97 = REFUSED	2	0.01
98 = BLANK (NO ANSWER)	177	0.54
99 = LEGITIMATE SKIP.....	1058	3.22

Think specifically about the past 30 days, from [DATEFILL] up to and including today. During the past 30 days, on how many days did you use [LSFILL]?

(LS04, LS30, LS31, LS32)

HALLUC30N Len : 2 # DAYS USED HALLUCINOGEN PAST 30 DAYS

	Freq	Pct
RANGE = 1 - 30.....	280	0.85
83 = DID NOT USE HALLUCINOGENS IN PAST 30 DAYS Log assn.....	1	0.00
85 = BAD DATA Logically assigned.....	11	0.03
91 = NEVER USED HALLUCINOGENS	27666	84.11
93 = DID NOT USE HALLUCINOGENS IN THE PAST 30 DAYS	4752	14.45
94 = DON'T KNOW	3	0.01
98 = BLANK (NO ANSWER)	180	0.55

What is your best estimate of the number of days you used [LSFILL] during the past 30 days?

(LS04DKRE, LS30DKRE, LS31DKRE, LS32DKRE)

HALLUC30E Len : 2 BEST EST. # DAYS USED HALLUCINOGENS PAST 30 DAYS

	Freq	Pct
1 = 1 or 2 days	1	0.00
5 = 20 to 29 days.....	1	0.00
91 = NEVER USED HALLUCINOGENS	27666	84.11
93 = DID NOT USE HALLUCINOGENS IN THE PAST 30 DAYS	4753	14.45
94 = DON'T KNOW	1	0.00
98 = BLANK (NO ANSWER)	191	0.58
99 = LEGITIMATE SKIP.....	280	0.85

Now think only about LSD. How old were you the first time you used LSD?

(LS05)

LSDAGE Len : 3 AGE WHEN FIRST USED LSD

	Freq	Pct
RANGE = 7 - 49.....	3042	9.25
985 = BAD DATA Logically assigned.....	4	0.01
991 = NEVER USED LSD	29783	90.55
994 = DON'T KNOW	25	0.08
997 = REFUSED	19	0.06
998 = BLANK (NO ANSWER).....	20	0.06

HALLUCINOGENS

Did you first use LSD in [CURRENT YEAR - 1] or [CURRENT YEAR]?

Did you first use LSD in [CURRENT YEAR - 2] OR [CURRENT YEAR - 1]?

In what month in [CURRENT YEAR] did you first use LSD?

(LS06, LS07, LS08)

LSDYFU

Len : 4 YEAR OF FIRST LSD USE - RECODE

	Freq	Pct
RANGE = 2018 - 2020	266	0.81
9985 = BAD DATA Logically assigned	9	0.03
9989 = LEGITIMATE SKIP Logically assigned	4	0.01
9991 = NEVER USED LSD	29783	90.55
9994 = DON'T KNOW	26	0.08
9997 = REFUSED	19	0.06
9998 = BLANK (NO ANSWER).....	25	0.08
9999 = LEGITIMATE SKIP.....	2761	8.39

In what month in [CURRENT YEAR] did you first use LSD?

In what month in [YEAR FROM LS06 or LS07] did you first use LSD?

(LS08, LS09)

LSDMFU

Len : 2 MONTH OF FIRST LSD USE - RECODE

	Freq	Pct
1 = January.....	21	0.06
2 = February.....	21	0.06
3 = March.....	15	0.05
4 = April	13	0.04
5 = May.....	19	0.06
6 = June.....	34	0.10
7 = July	29	0.09
8 = August	23	0.07
9 = September	15	0.05
10 = October	23	0.07
11 = November	24	0.07
12 = December.....	18	0.05
85 = BAD DATA Logically assigned	10	0.03
89 = LEGITIMATE SKIP Logically assigned	4	0.01
91 = NEVER USED LSD	29783	90.55
94 = DON'T KNOW	33	0.10
97 = REFUSED	22	0.07
98 = BLANK (NO ANSWER)	25	0.08
99 = LEGITIMATE SKIP.....	2761	8.39

How long has it been since you last used LSD?

(LS10)

LSDREC

Len : 2 TIME SINCE LAST USED LSD

	Freq	Pct
1 = Within the past 30 days.....	101	0.31
2 = More than 30 days ago but within the past 12 mos	386	1.17
3 = More than 12 months ago	2569	7.81
8 = Used at some point in the past 12 mos LOG ASSN	4	0.01
9 = Used at some point in the lifetime LOG ASSN.....	28	0.09
91 = NEVER USED LSD	29783	90.55
97 = REFUSED	5	0.02
98 = BLANK (NO ANSWER)	17	0.05

HALLUCINOGENS

Now think only about PCP. How old were you the first time you used PCP?

(LS11)
PCPAGE

Len : 3 AGE WHEN FIRST USED PCP

	Freq	Pct
RANGE = 4 - 40	452	1.37
985 = BAD DATA Logically assigned	1	0.00
991 = NEVER USED PCP.....	32407	98.52
994 = DON'T KNOW	9	0.03
997 = REFUSED	10	0.03
998 = BLANK (NO ANSWER).....	14	0.04

Did you first use PCP in [CURRENT YEAR - 1] or [CURRENT YEAR]?

Did you first use PCP in [CURRENT YEAR - 2] OR [CURRENT YEAR - 1]?

In what month in [CURRENT YEAR] did you first use PCP?

(LS12, LS13, LS14)
PCPYFU

Len : 4 YEAR OF FIRST PCP USE - RECODE

	Freq	Pct
RANGE = 2018 - 2020	7	0.02
9985 = BAD DATA Logically assigned	2	0.01
9991 = NEVER USED PCP.....	32407	98.52
9994 = DON'T KNOW	9	0.03
9997 = REFUSED	10	0.03
9998 = BLANK (NO ANSWER).....	15	0.05
9999 = LEGITIMATE SKIP	443	1.35

In what month in [CURRENT YEAR] did you first use PCP?

In what month in [YEAR FROM LS12 or LS13] did you first use PCP?

(LS14, LS15)
PCPMFU

Len : 2 MONTH OF FIRST PCP USE - RECODE

	Freq	Pct
2 = February.....	1	0.00
3 = March.....	1	0.00
6 = June.....	1	0.00
7 = July	2	0.01
8 = August	2	0.01
85 = BAD DATA Logically assigned.....	2	0.01
91 = NEVER USED PCP.....	32407	98.52
94 = DON'T KNOW	9	0.03
97 = REFUSED	10	0.03
98 = BLANK (NO ANSWER)	15	0.05
99 = LEGITIMATE SKIP	443	1.35

How long has it been since you last used PCP?

(LS16)
PCPREC

Len : 2 TIME SINCE LAST USED PCP

	Freq	Pct
1 = Within the past 30 days.....	5	0.02
2 = More than 30 days ago but within the past 12 mos	8	0.02
3 = More than 12 months ago	447	1.36
9 = Used at some point in the lifetime LOG ASSN.....	10	0.03
91 = NEVER USED PCP.....	32407	98.52
97 = REFUSED	2	0.01
98 = BLANK (NO ANSWER)	14	0.04

HALLUCINOGENS

Now think only about 'Ecstasy' or 'Molly.' How old were you the first time you used 'Ecstasy' or 'Molly,' also known as MDMA?

(LS17)

ECSTMOAGE

Len : 3 AGE WHEN FIRST USED ECSTASY OR MOLLY

	Freq	Pct
RANGE = 5 - 62	2657	8.08
985 = BAD DATA Logically assigned	5	0.02
991 = NEVER USED ECSTASY OR MOLLY	30191	91.79
994 = DON'T KNOW	6	0.02
997 = REFUSED	7	0.02
998 = BLANK (NO ANSWER).....	27	0.08

Did you first use 'Ecstasy' or 'Molly' in [CURRENT YEAR - 1] or [CURRENT YEAR]?

Did you first use 'Ecstasy' or 'Molly' in [CURRENT YEAR - 2] or [CURRENT YEAR - 1]?

In what month in [CURRENT YEAR] did you first use 'Ecstasy' or 'Molly'?

(LS18, LS19, LS20)

ECSTMIFYU

Len : 4 YEAR OF FIRST ECSTASY OR MOLLY USE - RECODE

	Freq	Pct
RANGE = 2018 - 2020	204	0.62
9985 = BAD DATA Logically assigned	15	0.05
9989 = LEGITIMATE SKIP Logically assigned	6	0.02
9991 = NEVER USED ECSTASY OR MOLLY	30191	91.79
9994 = DON'T KNOW	6	0.02
9997 = REFUSED	6	0.02
9998 = BLANK (NO ANSWER).....	33	0.10
9999 = LEGITIMATE SKIP.....	2432	7.39

In what month in [CURRENT YEAR] did you first use 'Ecstasy' or 'Molly'?

In what month in [YEAR FROM LS18 or LS19] did you first use 'Ecstasy' or 'Molly'?

(LS20, LS21)

ECSTMOMFU

Len : 2 MONTH OF FIRST ECSTASY OR MOLLY USE - RECODE

	Freq	Pct
1 = January.....	16	0.05
2 = February.....	6	0.02
3 = March.....	14	0.04
4 = April	6	0.02
5 = May.....	12	0.04
6 = June.....	20	0.06
7 = July	21	0.06
8 = August	27	0.08
9 = September	22	0.07
10 = October	20	0.06
11 = November	19	0.06
12 = December.....	13	0.04
85 = BAD DATA Logically assigned	16	0.05
89 = LEGITIMATE SKIP Logically assigned	6	0.02
91 = NEVER USED ECSTASY OR MOLLY	30191	91.79
94 = DON'T KNOW	11	0.03
97 = REFUSED	8	0.02
98 = BLANK (NO ANSWER)	33	0.10
99 = LEGITIMATE SKIP.....	2432	7.39

HALLUCINOGENS

How long has it been since you last used 'Ecstasy' or 'Molly,' also known as MDMA?

(LS22)

[ECSTMOREC](#)

Len : 2 TIME SINCE LAST USED ECSTASY OR MOLLY

	Freq	Pct
1 = Within the past 30 days.....	96	0.29
2 = More than 30 days ago but within the past 12 mos	320	0.97
3 = More than 12 months ago	2231	6.78
8 = Used at some point in the past 12 mos LOG ASSN.....	4	0.01
9 = Used at some point in the lifetime LOG ASSN.....	27	0.08
91 = NEVER USED ECSTASY OR MOLLY.....	30191	91.79
97 = REFUSED	2	0.01
98 = BLANK (NO ANSWER)	22	0.07

How long has it been since you last used Ketamine?

(LS33)

[KETMINREC](#)

Len : 2 TIME SINCE LAST USED KETAMINE

	Freq	Pct
1 = Within the past 30 days.....	23	0.07
2 = More than 30 days ago but within the past 12 mos	66	0.20
3 = More than 12 months ago	451	1.37
9 = Used at some point in the lifetime LOG ASSN.....	4	0.01
12 = Used >30 days ago but within pst 12 mos LOG ASSN.....	2	0.01
91 = NEVER USED KETAMINE	32321	98.26
98 = BLANK (NO ANSWER)	26	0.08

How long has it been since you last used DMT, AMT or Foxy?

(LS34)

[DAMTFXREC](#)

Len : 2 TIME SINCE LAST USED DMT/AMT/FOXY

	Freq	Pct
1 = Within the past 30 days.....	20	0.06
2 = More than 30 days ago but within the past 12 mos	64	0.19
3 = More than 12 months ago	372	1.13
9 = Used at some point in the lifetime LOG ASSN.....	8	0.02
11 = Used in the past 30 days LOGICALLY ASSIGNED.....	1	0.00
12 = Used >30 days ago but within pst 12 mos LOG ASSN.....	1	0.00
91 = NEVER USED DMT/AMT/FOXY	32385	98.46
97 = REFUSED	5	0.02
98 = BLANK (NO ANSWER)	37	0.11

How long has it been since you last used Salvia divinorum?

(LS35)

[SALVIAREC](#)

Len : 2 TIME SINCE LAST USED SALVIA DIVINORUM

	Freq	Pct
1 = Within the past 30 days.....	3	0.01
2 = More than 30 days ago but within the past 12 mos	17	0.05
3 = More than 12 months ago	651	1.98
9 = Used at some point in the lifetime LOG ASSN.....	1	0.00
12 = Used >30 days ago but within pst 12 mos LOG ASSN.....	3	0.01
91 = NEVER USED SALVIA DIVINORUM	32175	97.82
97 = REFUSED	1	0.00
98 = BLANK (NO ANSWER)	42	0.13

INHALANTS

INHALANTS

These next questions are about liquids, sprays, and gases that people sniff or inhale to get high or to make them feel good.

We are not interested in times when you inhaled a substance accidentally — such as when painting, cleaning an oven, or filling a car with gasoline. The questions use the word ‘inhalant’ to include all the things listed below, as well as any other substances that people sniff or inhale for kicks or to get high. Take a moment to look at the substances listed below so you know what kinds of liquids, sprays, and gases these questions are about.

- Amyl nitrite, 'poppers,' locker room odorizers, or 'rush'
- Correction fluid, degreaser, or cleaning fluid
- Gasoline or lighter fluid
- Glue, shoe polish, or toluene
- Halothane, ether, or other anesthetics
- Lacquer thinner, or other paint solvents
- Lighter gases, such as butane or propane
- Nitrous oxide or 'whippits'
- Felt-tip pens, felt-tip markers, or magic markers
- Spray paints
- Computer keyboard cleaner, also known as air duster
- Other aerosol sprays

Have you ever, even once, inhaled amyl nitrite, 'poppers,' locker room odorizers, or 'rush' for kicks or to get high?

(IN01A)

AMYLNIT

Len : 2 EVER INHALED AMYL NITRITE, 'POPPERS,' RUSH, ETC.

	Freq	Pct
1 = Yes.....	761	2.31
2 = No.....	2658	8.08
3 = Yes LOGICALLY ASSIGNED.....	1	0.00
85 = BAD DATA Logically assigned.....	1	0.00
91 = NEVER USED INHALANTS.....	29439	89.50
94 = DON'T KNOW.....	24	0.07
97 = REFUSED.....	9	0.03

Have you ever, even once, inhaled correction fluid, degreaser, or cleaning fluid for kicks or to get high?

(IN01B)

CLEFLU

Len : 2 EVER INHALED CORRECTION FLUID, DEGREASER, ETC.

	Freq	Pct
1 = Yes.....	198	0.60
2 = No.....	3234	9.83
85 = BAD DATA Logically assigned.....	1	0.00
91 = NEVER USED INHALANTS.....	29439	89.50
94 = DON'T KNOW.....	18	0.05
97 = REFUSED.....	3	0.01

Have you ever, even once, inhaled gasoline or lighter fluid for kicks or to get high?

(IN01C)

GAS

Len : 2 EVER INHALED GASOLINE OR LIGHTER FLUID

	Freq	Pct
1 = Yes.....	398	1.21
2 = No.....	3033	9.22
3 = Yes LOGICALLY ASSIGNED.....	1	0.00
85 = BAD DATA Logically assigned.....	1	0.00
91 = NEVER USED INHALANTS.....	29439	89.50
94 = DON'T KNOW.....	19	0.06
97 = REFUSED.....	2	0.01

INHALANTS

Have you ever, even once, inhaled glue, shoe polish, or toluene for kicks or to get high?

(IN01D)
GLUE

	Freq	Pct
Len : 2 EVER INHALED GLUE, SHOE POLISH, OR TOLUENE		
1 = Yes.....	423	1.29
2 = No.....	3011	9.15
3 = Yes LOGICALLY ASSIGNED.....	3	0.01
85 = BAD DATA Logically assigned.....	1	0.00
91 = NEVER USED INHALANTS.....	29439	89.50
94 = DON'T KNOW.....	15	0.05
97 = REFUSED.....	1	0.00

Have you ever, even once, inhaled halothane, ether, or other anesthetics for kicks or to get high?

(IN01E)
ETHER

	Freq	Pct
Len : 2 EVER INHALED HALOTHANE, ETHER, OR OTHER ANESTHETIC		
1 = Yes.....	114	0.35
2 = No.....	3319	10.09
3 = Yes LOGICALLY ASSIGNED.....	1	0.00
85 = BAD DATA Logically assigned.....	1	0.00
91 = NEVER USED INHALANTS.....	29439	89.50
94 = DON'T KNOW.....	15	0.05
97 = REFUSED.....	4	0.01

Have you ever, even once, inhaled lacquer thinner or other paint solvents for kicks or to get high?

(IN01F)
SOLVENT

	Freq	Pct
Len : 2 EVER INHALED LACQUER THINNER, OTHER PAINT SOLVENTS		
1 = Yes.....	175	0.53
2 = No.....	3261	9.91
85 = BAD DATA Logically assigned.....	1	0.00
91 = NEVER USED INHALANTS.....	29439	89.50
94 = DON'T KNOW.....	14	0.04
97 = REFUSED.....	3	0.01

Have you ever, even once, inhaled lighter gases, such as butane or propane for kicks or to get high?

(IN01G)
LGAS

	Freq	Pct
Len : 2 EVER INHALED LIGHTER GASES (BUTANE, PROPANE)		
1 = Yes.....	107	0.33
2 = No.....	3329	10.12
85 = BAD DATA Logically assigned.....	1	0.00
91 = NEVER USED INHALANTS.....	29439	89.50
94 = DON'T KNOW.....	15	0.05
97 = REFUSED.....	2	0.01

Have you ever, even once, inhaled nitrous oxide or 'whippits' for kicks or to get high?

(IN01H)
NITOXID

	Freq	Pct
Len : 2 EVER INHALED NITROUS OXIDE OR 'WHIPPITS'		
1 = Yes.....	1516	4.61
2 = No.....	1913	5.82
3 = Yes LOGICALLY ASSIGNED.....	1	0.00
85 = BAD DATA Logically assigned.....	1	0.00
91 = NEVER USED INHALANTS.....	29439	89.50
94 = DON'T KNOW.....	17	0.05
97 = REFUSED.....	6	0.02

INHALANTS

Have you ever, even once, inhaled felt-tip pens, felt-tip markers, or magic markers for kicks or to get high?

(IN01HI)

FELTMARKR

Len : 2 EVER INHALED FELT-TIP PENS/MARKERS

	Freq	Pct
1 = Yes.....	1243	3.78
2 = No.....	2173	6.61
3 = Yes LOGICALLY ASSIGNED.....	2	0.01
85 = BAD DATA Logically assigned.....	1	0.00
91 = NEVER USED INHALANTS.....	29439	89.50
94 = DON'T KNOW.....	32	0.10
97 = REFUSED.....	3	0.01

Have you ever, even once, inhaled spray paints for kicks or to get high?

(IN01I)

SPPAINT

Len : 2 EVER INHALED SPRAY PAINTS

	Freq	Pct
1 = Yes.....	265	0.81
2 = No.....	3173	9.65
85 = BAD DATA Logically assigned.....	1	0.00
91 = NEVER USED INHALANTS.....	29439	89.50
94 = DON'T KNOW.....	13	0.04
97 = REFUSED.....	2	0.01

Have you ever, even once, inhaled computer keyboard cleaner, also known as air duster, for kicks or to get high?

(IN01II)

AIRDUSTER

Len : 2 EVER INHALED COMPUTER KEYBOARD CLEANER/AIR DUSTER

	Freq	Pct
1 = Yes.....	423	1.29
2 = No.....	3018	9.18
85 = BAD DATA Logically assigned.....	1	0.00
91 = NEVER USED INHALANTS.....	29439	89.50
94 = DON'T KNOW.....	11	0.03
97 = REFUSED.....	1	0.00

Have you ever, even once, inhaled some other aerosol spray for kicks or to get high?

(IN01J)

OTHAEROS

Len : 2 EVER INHALED OTHER AEROSOL SPRAYS

	Freq	Pct
1 = Yes.....	164	0.50
2 = No.....	3272	9.95
3 = Yes LOGICALLY ASSIGNED.....	3	0.01
85 = BAD DATA Logically assigned.....	1	0.00
91 = NEVER USED INHALANTS.....	29439	89.50
94 = DON'T KNOW.....	12	0.04
97 = REFUSED.....	2	0.01

Have you ever, even once used any other inhalants for kicks or to get high besides the ones that have been listed?

(IN01L)

INHALOTH

Len : 2 EVER USED OTHER INHALANTS

	Freq	Pct
1 = Yes.....	117	0.36
2 = No.....	3318	10.09
85 = BAD DATA Logically assigned.....	1	0.00
91 = NEVER USED INHALANTS.....	29439	89.50
94 = DON'T KNOW.....	17	0.05
97 = REFUSED.....	1	0.00

INHALANTS

(IN01SC1)
INHALOT1

Len : 4 OTHER INHALANT - SPECIFY 1

	Freq	Pct
377 = Albuterol.....	1	0.00
501 = Gasoline or lighter fluids.....	1	0.00
503 = Other aerosol sprays.....	7	0.02
504 = Shoeshine liquid, glue, or toluene.....	3	0.01
506 = Amyl nitrite,"poppers,"locker room odorizer,"rush".....	6	0.02
507 = Halothane, ether, or other anesthetics; chloroform.....	1	0.00
508 = Nitrous oxide, "whippits," dentist gas.....	2	0.01
510 = OTHER Inhalant, NOT OTHERWISE SPECIFIED.....	11	0.03
511 = Markers, felt-tip pens, ink pens.....	3	0.01
512 = Incense.....	1	0.00
516 = CHC, chlorofluorocarbon, freon, refrigerant.....	12	0.04
518 = Acetone, nail polish remover.....	3	0.01
519 = Helium.....	11	0.03
520 = Old paint, paint.....	1	0.00
524 = White-Out.....	2	0.01
526 = Nail polish.....	3	0.01
528 = Whipped-cream can.....	4	0.01
531 = Candy, powdered candy, sugar.....	1	0.00
537 = Air horn, canned air horn, condensed horn.....	1	0.00
539 = Scotch-Gard.....	2	0.01
540 = PAM.....	2	0.01
542 = Brasso, lens cleaner, spirits of ammonia.....	2	0.01
548 = Cologne, isopropanol vapors, rubbing alcohol.....	5	0.02
592 = Computer air duster, computer cleaner, dust-off.....	3	0.01
3046 = Adrenalin, Epinephrine.....	1	0.00
5004 = Ink print, paper.....	1	0.00
5006 = Brake fluid.....	1	0.00
5022 = Carbon dioxide, CO2, dry ice hits, CO2 tank.....	1	0.00
5049 = Hand sanitizer/cleaner, contents unspecified.....	1	0.00
5053 = Electrical parts cleaner, electronics cleaner.....	1	0.00
5069 = Febreze.....	1	0.00
5098 = Axe/Axe deodorant, aerosol unspecified.....	1	0.00
5149 = Sanitizer; type unspecified.....	1	0.00
5150 = Nail strengthener.....	1	0.00
8016 = Icy Hot <OTC>.....	1	0.00
8024 = Asthma inhaler,asthma medication,bronchial dilator.....	7	0.02
8028 = Bactine <OTC>.....	1	0.00
8056 = Vicks VapoRub/inhaler <OTC>.....	1	0.00
8193 = Pertussin <OTC>.....	1	0.00
8373 = Electronic cigarette.....	1	0.00
9985 = BAD DATA Logically assigned.....	4	0.01
9991 = NEVER USED INHALANTS.....	29439	89.50
9997 = REFUSED.....	4	0.01
9998 = BLANK (NO ANSWER).....	18	0.05
9999 = LEGITIMATE SKIP.....	3318	10.09

(IN01SC2)
INHALOT2

Len : 4 OTHER INHALANT - SPECIFY 2

	Freq	Pct
322 = Methamphetamine ("ice" or "crank"), Meth.....	1	0.00
503 = Other aerosol sprays.....	1	0.00
506 = Amyl nitrite,"poppers,"locker room odorizer,"rush".....	3	0.01
516 = CHC, chlorofluorocarbon, freon, refrigerant.....	3	0.01
518 = Acetone, nail polish remover.....	1	0.00
519 = Helium.....	1	0.00
526 = Nail polish.....	1	0.00
539 = Scotch-Gard.....	1	0.00
813 = Cigarettes, tobacco (type unspecified).....	1	0.00
5049 = Hand sanitizer/cleaner, contents unspecified.....	1	0.00
8024 = Asthma inhaler,asthma medication,bronchial dilator.....	1	0.00
9985 = BAD DATA Logically assigned.....	3	0.01
9991 = NEVER USED INHALANTS.....	29439	89.50
9997 = REFUSED.....	2	0.01
9998 = BLANK (NO ANSWER).....	116	0.35
9999 = LEGITIMATE SKIP.....	3318	10.09

INHALANTS

(IN01SC3)
INHALOT3

Len : 4 OTHER INHALANT - SPECIFY 3		Freq	Pct
592 = Computer air duster, computer cleaner, dust-off		1	0.00
5088 = Jungle juice		1	0.00
9985 = BAD DATA Logically assigned		1	0.00
9991 = NEVER USED INHALANTS		29439	89.50
9997 = REFUSED		1	0.00
9998 = BLANK (NO ANSWER).....		132	0.40
9999 = LEGITIMATE SKIP.....		3318	10.09

(IN01SC4)
INHALOT4

Len : 4 OTHER INHALANT - SPECIFY 4		Freq	Pct
813 = Cigarettes, tobacco (type unspecified)		1	0.00
5088 = Jungle juice		1	0.00
9991 = NEVER USED INHALANTS		29439	89.50
9997 = REFUSED		1	0.00
9998 = BLANK (NO ANSWER).....		133	0.40
9999 = LEGITIMATE SKIP.....		3318	10.09

(IN01SC5)
INHALOT5

Len : 4 OTHER INHALANT - SPECIFY 5		Freq	Pct
9991 = NEVER USED INHALANTS		29439	89.50
9997 = REFUSED		1	0.00
9998 = BLANK (NO ANSWER).....		135	0.41
9999 = LEGITIMATE SKIP.....		3318	10.09

The answers that people give us about their use of inhalants are important to this study's success. We know that this information is personal, but remember your answers will be kept confidential.

Please think again about answering this question: Have you ever, even once, used any type of inhalant for kicks or to get high?

NOTE: This variable was coded as 1 if respondents answered yes to the above question and 91 if respondents answered the above question as no (see below). This variable also was coded as 1 if the questions corresponding to any of the following variables were answered as yes: AMYLNIT, CLEFLU, GAS, GLUE, ETHER, SOLVENT, LGAS, NITOXID, FELTMARKR, SPPAINT, AIRDUSTER, OTHAEROS, or INHALOTH. This variable also was coded as 91 if all of the above variables were coded as 91.

(AIRDUSTER, AMYLNIT, CLEFLU, ETHER, FELTMARKR, GAS, GLUE, INHALOTH, INREF, LGAS, NITOXID, OTHAEROS, SOLVENT, SPPAINT)

INHALEVER

Len : 2 EVER USED INHALANTS		Freq	Pct
1 = Yes.....		3366	10.23
91 = NEVER USED INHALANTS		29439	89.50
98 = BLANK (NO ANSWER)		88	0.27

How old were you the first time you used any inhalant for kicks or to get high?

(IN02)
INHALAGE

Len : 3 AGE WHEN FIRST USED INHALANTS		Freq	Pct
RANGE = 1 - 63		3156	9.59
985 = BAD DATA Logically assigned		11	0.03
991 = NEVER USED INHALANTS		29439	89.50
994 = DON'T KNOW		150	0.46
997 = REFUSED		50	0.15
998 = BLANK (NO ANSWER).....		87	0.26

INHALANTS

Did you first use an inhalant of any kind for kicks or to get high in [CURRENT YEAR - 1] or [CURRENT YEAR]?

Did you first use an inhalant of any kind for kicks or to get high in [CURRENT YEAR - 2] or [CURRENT YEAR - 1]?

In what month in [CURRENT YEAR] did you first use an inhalant of any kind for kicks or to get high?

(IN03A, IN03B, IN03C)

INHALYFU

Len : 4 YEAR OF FIRST INHALANT USE - RECODE

	Freq	Pct
RANGE = 2018 - 2020	201	0.61
9985 = BAD DATA Logically assigned	32	0.10
9989 = LEGITIMATE SKIP Logically assigned	12	0.04
9991 = NEVER USED INHALANTS	29439	89.50
9994 = DON'T KNOW	152	0.46
9997 = REFUSED	50	0.15
9998 = BLANK (NO ANSWER).....	89	0.27
9999 = LEGITIMATE SKIP.....	2918	8.87

In what month in [CURRENT YEAR] did you first use an inhalant of any kind for kicks or to get high?

In what month in [YEAR FROM IN03a or IN03b] did you first use an inhalant of any kind for kicks or to get high?

(IN03C, IN03D)

INHALMFU

Len : 2 MONTH OF FIRST INHALANT USE - RECODE

	Freq	Pct
1 = January.....	18	0.05
2 = February.....	14	0.04
3 = March.....	13	0.04
4 = April	8	0.02
5 = May.....	15	0.05
6 = June.....	14	0.04
7 = July	10	0.03
8 = August	24	0.07
9 = September	12	0.04
10 = October	21	0.06
11 = November	15	0.05
12 = December.....	19	0.06
85 = BAD DATA Logically assigned	31	0.09
89 = LEGITIMATE SKIP Logically assigned	12	0.04
91 = NEVER USED INHALANTS	29439	89.50
94 = DON'T KNOW	170	0.52
97 = REFUSED	50	0.15
98 = BLANK (NO ANSWER)	90	0.27
99 = LEGITIMATE SKIP.....	2918	8.87

How long has it been since you last used any inhalant for kicks or to get high?

(INLAST, INRECDK, INRECRE)

INHALREC

Len : 2 TIME SINCE LAST USED INHALANTS

	Freq	Pct
1 = Within the past 30 days.....	132	0.40
2 = More than 30 days ago but within the past 12 mos	280	0.85
3 = More than 12 months ago	2865	8.71
8 = Used at some point in the past 12 mos LOG ASSN	4	0.01
9 = Used at some point in lifetime LOG ASSN	85	0.26
85 = BAD DATA Logically assigned.....	1	0.00
91 = NEVER USED INHALANTS	29439	89.50
98 = BLANK (NO ANSWER)	87	0.26

(TOTINHAL)

INHALYFQ

Len : 3 TOTAL # OF DAYS USED INHALANT PAST 12 MONTHS

	Freq	Pct
RANGE = 1 - 364	403	1.23
985 = BAD DATA Logically assigned	1	0.00
991 = NEVER USED INHALANTS	29439	89.50
993 = DID NOT USE INHALANTS IN THE PAST 12 MOS	2865	8.71
994 = DON'T KNOW	7	0.02
997 = REFUSED	6	0.02
998 = BLANK (NO ANSWER).....	172	0.52

INHALANTS

INHTOTFG

Len : 2 TRIMMING INDICATOR FOR INHALYFQ

	Freq	Pct
98 = BLANK (NO ANSWER)	32893	100.0

INHFQFLG

Len : 2 TRIMMED INHALYFQ IF R USED < 12 MOS

	Freq	Pct
1 = Trimmed to be consistent with mo/yr of 1st use	31	0.09
98 = BLANK (NO ANSWER)	32862	99.91

Now think about the past 12 months, from [DATEFILL] through today. We want to know how many days you've used an inhalant of any kind for kicks or to get high during the past 12 months.

What would be the easiest way for you to tell us how many days you've done this?

(INFRAME3)

INHEASWY

Len : 2 EASIEST WAY TO TELL US # DAYS USED INHALANTS

	Freq	Pct
1 = Prefer to answer in days per week.....	54	0.16
2 = Prefer to answer in days per month.....	69	0.21
3 = Prefer to answer in days per year.....	270	0.82
11 = Prefer to ans in days per wk LOG ASSN.....	1	0.00
12 = Prefer to ans in days per mo LOG ASSN.....	3	0.01
13 = Prefer to ans in days per yr LOG ASSN.....	12	0.04
85 = BAD DATA Logically assigned.....	1	0.00
91 = NEVER USED INHALANTS.....	29439	89.50
93 = DID NOT USE INHALANTS IN THE PAST 12 MOS.....	2865	8.71
94 = DON'T KNOW.....	5	0.02
97 = REFUSED.....	2	0.01
98 = BLANK (NO ANSWER).....	172	0.52

On how many days in the past 12 months did you use an inhalant of any kind for kicks or to get high?

(INYRAVE)

INHDIYSYR

Len : 3 # DAYS USED INHALANT PAST 12 MONTHS

	Freq	Pct
RANGE = 1 - 200.....	280	0.85
989 = LEGITIMATE SKIP Logically assigned.....	3	0.01
991 = NEVER USED INHALANTS.....	29439	89.50
993 = DID NOT USE INHALANTS IN THE PAST 12 MOS.....	2865	8.71
994 = DON'T KNOW.....	7	0.02
997 = REFUSED.....	2	0.01
998 = BLANK (NO ANSWER).....	173	0.53
999 = LEGITIMATE SKIP.....	124	0.38

On average, how many days did you use an inhalant of any kind for kicks or to get high each month during the past 12 months?

(INMONAVE)

INHDIYPMO

Len : 2 # DAYS PER MONTH USED INHALANT PAST 12 MONTHS

	Freq	Pct
RANGE = 1 - 15.....	69	0.21
85 = BAD DATA Logically assigned.....	1	0.00
89 = LEGITIMATE SKIP Logically assigned.....	1	0.00
91 = NEVER USED INHALANTS.....	29439	89.50
93 = DID NOT USE INHALANTS IN THE PAST 12 MOS.....	2865	8.71
94 = DON'T KNOW.....	9	0.03
97 = REFUSED.....	3	0.01
98 = BLANK (NO ANSWER).....	172	0.52
99 = LEGITIMATE SKIP.....	334	1.02

INHALANTS

On average, how many days did you use an inhalant of any kind for kicks or to get high each week during the past 12 months?

(INWKAVE)
INHDYPWK

Len : 2 # DAYS PER WEEK USED INHALANT PAST 12 MONTHS

	Freq	Pct
RANGE = 1 - 7.....	54	0.16
91 = NEVER USED INHALANTS	29439	89.50
93 = DID NOT USE INHALANTS IN THE PAST 12 MOS	2865	8.71
94 = DON'T KNOW	7	0.02
97 = REFUSED	6	0.02
98 = BLANK (NO ANSWER)	173	0.53
99 = LEGITIMATE SKIP.....	349	1.06

Think specifically about the past 30 days, from [DATEFILL] up to and including today. During the past 30 days, on how many days did you use any inhalant for kicks or to get high?

(IN06)
INHAL30N

Len : 2 # DAYS USED INHALANT PAST 30 DAYS

	Freq	Pct
RANGE = 1 - 30.....	126	0.38
85 = BAD DATA Logically assigned.....	3	0.01
91 = NEVER USED INHALANTS	29439	89.50
93 = DID NOT USE INHALANTS IN THE PAST 30 DAYS	3145	9.56
94 = DON'T KNOW.....	4	0.01
97 = REFUSED	2	0.01
98 = BLANK (NO ANSWER)	174	0.53

What is your best estimate of the number of days you used any inhalant for kicks or to get high during the past 30 days?

(IN06DKRE)
INHAL30ES

Len : 2 BEST ESTIMATE # DAYS USED INHALANTS PAST 30 DAYS

	Freq	Pct
2 = 3 to 5 days.....	1	0.00
3 = 6 to 9 days.....	1	0.00
4 = 10 to 19 days.....	2	0.01
91 = NEVER USED INHALANTS	29439	89.50
93 = DID NOT USE INHALANTS IN THE PAST 30 DAYS	3145	9.56
97 = REFUSED	2	0.01
98 = BLANK (NO ANSWER)	177	0.54
99 = LEGITIMATE SKIP.....	126	0.38

METHAMPHETAMINE

METHAMPHETAMINE

Methamphetamine, also known as crank, ice, crystal meth, speed, glass, and many other names, is a stimulant that usually comes in crystal or powder forms. It can be smoked, "snorted," swallowed or injected.

Have you ever, even once, used methamphetamine?

(ME01, MEREf)

METHAMEVR

Len : 2 EVER USED METHAMPHETAMINE

	Freq	Pct
1 = Yes.....	1402	4.26
2 = No.....	31456	95.63
85 = BAD DATA Logically assigned.....	1	0.00
94 = DON'T KNOW.....	31	0.09
97 = REFUSED.....	3	0.01

How old were you the first time you used methamphetamine?

(ME02)

METHAMAGE

Len : 3 AGE 1ST USED METHAMPHETAMINE

	Freq	Pct
RANGE = 3 - 61.....	1393	4.23
985 = BAD DATA Logically assigned.....	3	0.01
991 = NEVER USED METHAMPHETAMINE.....	31456	95.63
994 = DON'T KNOW.....	3	0.01
997 = REFUSED.....	7	0.02
998 = BLANK (NO ANSWER).....	31	0.09

Did you first use methamphetamine in [CURRENT YEAR - 1] or [CURRENT YEAR]?

Did you first use methamphetamine in [CURRENT YEAR - 2] or [CURRENT YEAR - 1]?

In what month in [CURRENT YEAR] did you first use methamphetamine?

(ME03A, ME03B, ME03C)

METHAMYFU

Len : 4 YEAR 1ST USED METHAMPHETAMINE

	Freq	Pct
RANGE = 2018 - 2020.....	41	0.12
9985 = BAD DATA Logically assigned.....	3	0.01
9989 = LEGITIMATE SKIP Logically assigned.....	4	0.01
9991 = NEVER USED METHAMPHETAMINE.....	31456	95.63
9994 = DON'T KNOW.....	3	0.01
9997 = REFUSED.....	8	0.02
9998 = BLANK (NO ANSWER).....	31	0.09
9999 = LEGITIMATE SKIP.....	1347	4.10

METHAMPHETAMINE

In what month in [CURRENT YEAR] did you first use methamphetamine?

In what month in [YEAR FROM ME03a or ME03b] did you first use methamphetamine?

(ME03C, ME03D)

METHAMMFU

Len : 2 MONTH 1ST USED METHAMPHETAMINE

	Freq	Pct
2 = February.....	5	0.02
3 = March.....	3	0.01
4 = April.....	1	0.00
5 = May.....	4	0.01
6 = June.....	4	0.01
7 = July.....	5	0.02
8 = August.....	6	0.02
9 = September.....	2	0.01
10 = October.....	2	0.01
11 = November.....	2	0.01
12 = December.....	5	0.02
85 = BAD DATA Logically assigned.....	3	0.01
89 = LEGITIMATE SKIP Logically assigned.....	4	0.01
91 = NEVER USED METHAMPHETAMINE.....	31456	95.63
94 = DON'T KNOW.....	5	0.02
97 = REFUSED.....	8	0.02
98 = BLANK (NO ANSWER).....	31	0.09
99 = LEGITIMATE SKIP.....	1347	4.10

How long has it been since you last used methamphetamine?

(MELAST3, MERECDK, MERECRE)

METHAMREC

Len : 2 TIME SINCE LAST USED METHAMPHETAMINE

	Freq	Pct
1 = Within the past 30 days.....	151	0.46
2 = More than 30 days ago but within the past 12 mos.....	98	0.30
3 = More than 12 months ago.....	1143	3.47
8 = Used at some point in the past 12 mos LOG ASSN.....	6	0.02
9 = Used at some point in lifetime LOG ASSN.....	4	0.01
85 = BAD DATA Logically assigned.....	1	0.00
91 = NEVER USED METHAMPHETAMINE.....	31456	95.63
97 = REFUSED.....	3	0.01
98 = BLANK (NO ANSWER).....	31	0.09

(TOTME)

METHAMYFQ

Len : 3 TOTAL # DAYS USED METHAMPHETAMINE PAST 12 MONTHS

	Freq	Pct
RANGE = 1 - 365.....	243	0.74
985 = BAD DATA Logically assigned.....	6	0.02
991 = NEVER USED METHAMPHETAMINE.....	31456	95.63
993 = DID NOT USE METHAMPHETAMINE IN THE PAST 12 MOS.....	1143	3.47
994 = DON'T KNOW.....	5	0.02
997 = REFUSED.....	4	0.01
998 = BLANK (NO ANSWER).....	36	0.11

METOTFG

Len : 2 TRIMMING INDICATOR FOR METHAMYFQ

	Freq	Pct
2 = Trimmed relative to the 30-day freq.....	9	0.03
98 = BLANK (NO ANSWER).....	32884	99.97

MEFQFLG

Len : 2 TRIMMED METHAMYFQ IF R USED < 12 MOS

	Freq	Pct
1 = Trimmed to be consistent with mo/yr of 1st use.....	6	0.02
98 = BLANK (NO ANSWER).....	32887	99.98

METHAMPHETAMINE

Now think about the past 12 months, from [DATEFILL] through today. We want to know how many days you've used methamphetamine during the past 12 months.

What would be the easiest way for you to tell us how many days you've used it?

(MEFRAME3)

METHEASWY

Len : 2 EASIEST WAY TO TELL # DAYS USED METHAMPHETAMINE

	Freq	Pct
1 = Prefer to answer in days per week.....	79	0.24
2 = Prefer to answer in days per month.....	68	0.21
3 = Prefer to answer in days per year.....	97	0.29
11 = Prefer to ans in days per wk LOG ASSN.....	2	0.01
85 = BAD DATA Logically assigned.....	6	0.02
91 = NEVER USED METHAMPHETAMINE.....	31456	95.63
93 = DID NOT USE METHAMPHETAMINE IN THE PAST 12 MOS.....	1143	3.47
94 = DON'T KNOW.....	3	0.01
97 = REFUSED.....	3	0.01
98 = BLANK (NO ANSWER).....	36	0.11

On how many days in the past 12 months did you use methamphetamine?

(MEYRAVE)

METHDYSYR

Len : 3 # DAYS USED METHAMPHETAMINE PAST 12 MONTHS

	Freq	Pct
RANGE = 1 - 365.....	94	0.29
989 = LEGITIMATE SKIP Logically assigned.....	2	0.01
991 = NEVER USED METHAMPHETAMINE.....	31456	95.63
993 = DID NOT USE METHAMPHETAMINE IN THE PAST 12 MOS.....	1143	3.47
994 = DON'T KNOW.....	5	0.02
997 = REFUSED.....	4	0.01
998 = BLANK (NO ANSWER).....	42	0.13
999 = LEGITIMATE SKIP.....	147	0.45

On average, how many days did you use methamphetamine each month during the past 12 months?

(MEMONAVE)

METHDYPMO

Len : 2 # DAYS PER MO USED METHAMPHETAMINE PAST 12 MONTHS

	Freq	Pct
RANGE = 1 - 30.....	68	0.21
85 = BAD DATA Logically assigned.....	2	0.01
89 = LEGITIMATE SKIP Logically assigned.....	2	0.01
91 = NEVER USED METHAMPHETAMINE.....	31456	95.63
93 = DID NOT USE METHAMPHETAMINE IN THE PAST 12 MOS.....	1143	3.47
94 = DON'T KNOW.....	5	0.02
97 = REFUSED.....	4	0.01
98 = BLANK (NO ANSWER).....	40	0.12
99 = LEGITIMATE SKIP.....	173	0.53

On average, how many days did you use methamphetamine each week during the past 12 months?

(MEWKAVE)

METHDYPWK

Len : 2 # DAYS PER WK USED METHAMPHETAMINE PAST 12 MONTHS

	Freq	Pct
RANGE = 1 - 7.....	81	0.25
85 = BAD DATA Logically assigned.....	4	0.01
91 = NEVER USED METHAMPHETAMINE.....	31456	95.63
93 = DID NOT USE METHAMPHETAMINE IN THE PAST 12 MOS.....	1143	3.47
94 = DON'T KNOW.....	5	0.02
97 = REFUSED.....	4	0.01
98 = BLANK (NO ANSWER).....	38	0.12
99 = LEGITIMATE SKIP.....	162	0.49

METHAMPHETAMINE

Think specifically about the past 30 days, from [DATEFILL] up to and including today. During the past 30 days, on how many days did you use methamphetamine?

(ME06)

METHAM30N

Len : 2 # DAYS USED METHAMPHETAMINE PAST 30 DAYS

	Freq	Pct
RANGE = 1 - 30	148	0.45
85 = BAD DATA Logically assigned	4	0.01
91 = NEVER USED METHAMPHETAMINE	31456	95.63
93 = DID NOT USE METHAMPHETAMINE IN THE PAST 30 DAYS	1241	3.77
94 = DON'T KNOW	2	0.01
97 = REFUSED	3	0.01
98 = BLANK (NO ANSWER)	39	0.12

What is your best estimate of the number of days you used methamphetamine during the past 30 days?

(ME06DKRE)

METHAM30E

Len : 2 BEST ESTIMATE # DAYS USED METH PAST 30 DAYS

	Freq	Pct
6 = All 30 days.....	1	0.00
91 = NEVER USED METHAMPHETAMINE	31456	95.63
93 = DID NOT USE METHAMPHETAMINE IN THE PAST 30 DAYS	1241	3.77
94 = DON'T KNOW	1	0.00
97 = REFUSED	3	0.01
98 = BLANK (NO ANSWER)	43	0.13
99 = LEGITIMATE SKIP.....	148	0.45

PAIN RELIEVERS SCREENER

PAIN RELIEVERS SCREENER

Please look at the names and pictures of the pain relievers shown below.

In the **past 12 months**, which, if any, of these pain relievers have you used?

(PR021)

OXCNANYR

Len : 2 ANY OXYCONTIN USE PAST 12 MOS

	Freq	Pct
1 = Yes.....	724	2.20
2 = No (not entered).....	780	2.37
81 = NEVER USED PAIN RLVRS Logically assigned.....	60	0.18
85 = BAD DATA Logically assigned.....	4	0.01
91 = NEVER USED PAIN RELIEVERS.....	15584	47.38
93 = DID NOT USE IN THE PAST 12 MONTHS.....	9650	29.34
94 = DON'T KNOW.....	70	0.21
95 = I have not used any of these Pain Relievers in the past 12 months.....	5982	18.19
97 = REFUSED.....	16	0.05
98 = BLANK (NO ANSWER).....	23	0.07

Have you **ever**, even once, used **any prescription pain reliever**?

Remember, do **not** report your use of "over-the-counter" pain relievers such as aspirin, Tylenol, Advil, or Aleve.

(PRLANY)

PNRANYLIF

Len : 2 ANY PAIN RELIEVER USE IN LIFETIME

	Freq	Pct
1 = Yes.....	9524	28.95
2 = No.....	15644	47.56
5 = Yes LOGICALLY ASSIGNED (from skip pattern).....	7432	22.59
85 = BAD DATA Logically assigned.....	1	0.00
94 = DON'T KNOW.....	231	0.70
97 = REFUSED.....	12	0.04
98 = BLANK (NO ANSWER).....	49	0.15

NOTE: PNRANYREC was created from responses of any use in the past 12 months for specific pain relievers and from PNRANYLIF for any lifetime use of pain relievers.

PNRANYREC

Len : 2 RC - MOST RECENT ANY PAIN RELIEVER USE (RECODE)

	Freq	Pct
1 = Within the past 12 months.....	7432	22.59
2 = More than 12 months ago.....	9469	28.79
9 = Used at some point in the lifetime LOG ASSN.....	55	0.17
83 = DID NOT USE PST 12 MOS (LIFETIME UNK) Log assn.....	181	0.55
91 = NEVER USED PAIN RELIEVERS.....	15644	47.56
98 = BLANK (NO ANSWER).....	112	0.34

TRANQUILIZERS SCREENER

TRANQUILIZERS SCREENER

Have you ever, even once, used any prescription tranquilizer?

(*TRLANY*)

TRQANYLIF

Len : 2 ANY TRANQUILIZER USE IN LIFETIME

	Freq	Pct
1 = Yes.....	2714	8.25
2 = No.....	26322	80.02
5 = Yes LOGICALLY ASSIGNED (from skip pattern).....	3607	10.97
85 = BAD DATA Logically assigned.....	1	0.00
94 = DON'T KNOW.....	155	0.47
97 = REFUSED.....	8	0.02
98 = BLANK (NO ANSWER).....	86	0.26

NOTE: TRQANYREC was created from responses of any use in the past 12 months for specific tranquilizers and from TRQANYLIF for any lifetime use of tranquilizers.

TRQANYREC

Len : 2 RC - MOST RECENT ANY TRANQUILIZER USE (RECODE)

	Freq	Pct
1 = Within the past 12 months.....	3607	10.97
2 = More than 12 months ago.....	2700	8.21
9 = Used at some point in the lifetime LOG ASSN.....	14	0.04
83 = DID NOT USE PST 12 MOS (LIFETIME UNK) Log assn.....	105	0.32
91 = NEVER USED TRANQUILIZERS.....	26322	80.02
98 = BLANK (NO ANSWER).....	145	0.44

STIMULANTS SCREENER

STIMULANTS SCREENER

Have you **ever**, even once, used any **prescription stimulant**?

Remember, do not include "over-the-counter" stimulants such as Dexatrim, No-Doz, Hydroxycut, or 5-Hour Energy.

(*STLANY*)

STMANYLIF

Len : 2 ANY STIMULANT USE IN LIFETIME

	Freq	Pct
1 = Yes.....	1925	5.85
2 = No.....	28185	85.69
5 = Yes LOGICALLY ASSIGNED (from skip pattern)	2574	7.83
85 = BAD DATA Logically assigned	1	0.00
94 = DON'T KNOW	84	0.26
97 = REFUSED	8	0.02
98 = BLANK (NO ANSWER)	116	0.35

NOTE: STMANYREC was created from responses of any use in the past 12 months for specific stimulants and from STMANYLIF for any lifetime use of stimulants.

STMANYREC

Len : 2 RC - MOST RECENT ANY STIMULANT USE (RECODE)

	Freq	Pct
1 = Within the past 12 months	2574	7.83
2 = More than 12 months ago	1922	5.84
9 = Used at some point in the lifetime LOG ASSN.....	3	0.01
83 = DID NOT USE PST 12 MOS (LIFETIME UNK) Log assn	50	0.15
91 = NEVER USED STIMULANTS.....	28185	85.69
98 = BLANK (NO ANSWER)	159	0.48

SEDATIVES SCREENER

SEDATIVES SCREENER

Have you **ever**, even once, used **any prescription sedative**?

Remember, do not include "over-the-counter" sedatives such as Sominex, Unisom, Nytol, or Benadryl.

(*SVLANY*)

SEDANYLIF

Len : 2 ANY SEDATIVE USE IN LIFETIME

	Freq	Pct
1 = Yes.....	1906	5.79
2 = No.....	29232	88.87
5 = Yes LOGICALLY ASSIGNED (from skip pattern)	1474	4.48
85 = BAD DATA Logically assigned	1	0.00
94 = DON'T KNOW	123	0.37
97 = REFUSED	10	0.03
98 = BLANK (NO ANSWER)	147	0.45

NOTE: SEDANYREC was created from responses of any use in the past 12 months for specific sedatives and from SEDANYLIF for any lifetime use of sedatives.

SEDANYREC

Len : 2 RC - MOST RECENT ANY SEDATIVE USE (RECODE)

	Freq	Pct
1 = Within the past 12 months	1474	4.48
2 = More than 12 months ago	1896	5.76
9 = Used at some point in the lifetime LOG ASSN.....	10	0.03
83 = DID NOT USE PST 12 MOS (LIFETIME UNK) Log assn	88	0.27
91 = NEVER USED SEDATIVES	29232	88.87
98 = BLANK (NO ANSWER)	193	0.59

PAIN RELIEVERS

PAIN RELIEVERS

The next question asks about using prescription pain relievers in any way a doctor did not direct you to use them.

When you answer these questions, please think only about your use of the drug in any way a doctor did not direct you to use it, including:

- Using it without a prescription of your own
- Using it in greater amounts, more often, or longer than you were told to take it
- Using it in any other way a doctor did not direct you to use it

Have you ever, even once, used any prescription pain reliever in any way a doctor did not direct you to use it?

(PRL01, PRL02)

PNRNMLIF

Len : 2 EVER USED PAIN RELIEVER NOT DIRECTED BY DR

	Freq	Pct
1 = Yes.....	1852	5.63
2 = No.....	13938	42.37
5 = Yes LOGICALLY ASSIGNED (from skip pattern)	1058	3.22
85 = BAD DATA Logically assigned	2	0.01
91 = NEVER USED/MISUSED PAIN RELIEVERS.....	15644	47.56
94 = DON'T KNOW	3	0.01
97 = REFUSED	6	0.02
98 = BLANK (NO ANSWER)	390	1.19

In the past 12 months, did you use OxyContin in any way a doctor did not direct you to use it?

(PRY06)

OXCNNMYR

Len : 2 USED OXYCONTIN NOT DIRECTED BY DR PAST 12 MOS

	Freq	Pct
1 = Yes.....	142	0.43
2 = No.....	126	0.38
81 = NEVER MISUSED PAIN RLVRs Logically assigned	2	0.01
85 = BAD DATA Logically assigned	3	0.01
91 = NEVER USED/MISUSED PAIN RELIEVERS.....	29580	89.93
93 = DID NOT USE IN THE PAST 12 MONTHS.....	2972	9.04
94 = DON'T KNOW	1	0.00
97 = REFUSED	2	0.01
98 = BLANK (NO ANSWER)	65	0.20

Please think about the first time you ever used OxyContin in a way a doctor did not direct you to use it.

How old were you when you first used OxyContin in a way a doctor did not direct you to use it?

(PRY06A)

OXCNNMAGE

Len : 3 AGE 1ST USED OXYCONTIN NOT DIRECTED BY DR

	Freq	Pct
RANGE = 9 - 75	139	0.42
981 = NEVER USED PAIN RLVRs Logically assigned	2	0.01
985 = BAD DATA Logically assigned	2	0.01
991 = NEVER USED/MISUSED PAIN RELIEVERS.....	29580	89.93
993 = DID NOT USE IN THE PAST 12 MONTHS.....	3098	9.42
994 = DON'T KNOW	2	0.01
997 = REFUSED	1	0.00
998 = BLANK (NO ANSWER).....	69	0.21

Did you first use OxyContin in a way a doctor did not direct you to use it in [CURRENT YEAR - 1] or [CURRENT YEAR]?

Did you first use OxyContin in a way a doctor did not direct you to use it in [CURRENT YEAR - 2] or [CURRENT YEAR - 1]?

(PRY06B, PRY06C, PRY06D)

OXCNNMYFU

Len : 4 YEAR 1ST USED OXYCONTIN NOT DIRECTED BY DR

	Freq	Pct
RANGE = 2018 - 2020	36	0.11
9981 = NEVER USED PAIN RLVRs Logically assigned	2	0.01
9991 = NEVER USED/MISUSED PAIN RELIEVERS.....	29580	89.93
9993 = DID NOT USE IN THE PAST 12 MONTHS.....	3098	9.42
9998 = BLANK (NO ANSWER).....	74	0.22
9999 = LEGITIMATE SKIP.....	103	0.31

PAIN RELIEVERS

Earlier, you reported that you first used OxyContin in a way a doctor did not direct you to use it when you were [FILL] years old. Based on your date of birth, you turned [FILL] in [FILL].

In what month in [FILL] did you first use OxyContin in a way a doctor did not direct you to use it?

(PRY06D)

OXCNNMFU

Len : 2 MONTH 1ST USED OXYCONTIN NOT DIRECTED BY DR

	Freq	Pct
1 = January.....	5	0.02
2 = February.....	2	0.01
3 = March.....	1	0.00
4 = April.....	3	0.01
5 = May.....	2	0.01
6 = June.....	4	0.01
7 = July.....	2	0.01
8 = August.....	2	0.01
9 = September.....	3	0.01
10 = October.....	4	0.01
11 = November.....	3	0.01
12 = December.....	3	0.01
81 = NEVER USED PAIN RLVRs Logically assigned.....	2	0.01
91 = NEVER USED/MISUSED PAIN RELIEVERS.....	29580	89.93
93 = DID NOT USE IN THE PAST 12 MONTHS.....	3098	9.42
94 = DON'T KNOW.....	2	0.01
98 = BLANK (NO ANSWER).....	74	0.22
99 = LEGITIMATE SKIP.....	103	0.31

NOTE: The variable PNRNMREC is a recoded variable that was created from PNRNMLIF, the 12-month misuse variables of specific pain relievers, and PNRLVNM30DY.

PNRNMREC

Len : 2 RC - MOST RECENT PAIN RELIEVER MISUSE (RECODE)

	Freq	Pct
1 = Within the past 30 days.....	266	0.81
2 = More than 30 days ago but within the past 12 mos.....	781	2.37
3 = More than 12 months ago.....	1832	5.57
8 = Misused at some point in past 12 mos LOG ASSN.....	11	0.03
9 = Misused at some point in lifetime LOG ASSN.....	20	0.06
83 = DID NOT MISUSE PST 12 MOS (LIFETIME UNK) Log assn.....	243	0.74
91 = NEVER USED/MISUSED PAIN RELIEVERS.....	29582	89.93
98 = BLANK (NO ANSWER).....	158	0.48

NOTE: PNRNMINIT is "reverse coded" from the answers in PRL03. PRL03=1 (yes) was recoded to 2 in PNRNMINIT because this answer means that the respondent misused pain relievers before the past 12 months (and therefore is not a past year initiate for misuse of pain relievers). PRL03=2 (no) was recoded to 1 in PNRNMINIT because this answer means that the respondent did not misuse pain relievers before the past 12 months (and therefore is a past year initiate for misuse of pain relievers).

Earlier questions were about the past 12 months. This question is about any time before then, that is, any time in your life before [DATEFILL].

At any time before [DATEFILL], did you ever use any prescription pain reliever in a way a doctor did not direct you to use it?

(PRL03)

PNRNMINIT

Len : 2 PAST YEAR INITIATE FOR ANY PAIN RELIEVER MISUSE

	Freq	Pct
1 = Past year initiate.....	190	0.58
2 = Not a past year initiate.....	63	0.19
4 = Not past yr initiate LOG ASSN (from skip pattern).....	801	2.44
83 = NOT PAST YR INITIATE (AT-RISK STATUS UNKNOWN).....	243	0.74
91 = NEVER USED/MISUSED PAIN RELIEVERS.....	29582	89.93
93 = DID NOT MISUSE PAIN RELIEVERS IN THE PAST 12 MOS.....	1832	5.57
94 = DON'T KNOW.....	3	0.01
97 = REFUSED.....	1	0.00
98 = BLANK (NO ANSWER).....	178	0.54

PAIN RELIEVERS

NOTE: The variables PNRNMAGE, PNRNMYFU, and PNRNMMFU show the age, year, and month of first misuse, respectively, for respondents who initiated misuse of pain relievers in the 12 months prior to being interviewed (PNRNMINIT=1).

PNRNMAGE Len : 3 RC - AGE AT 1ST MISUSE FOR PAST YR PNRLV INITIATES

	Freq	Pct
RANGE = 12 - 78	148	0.45
983 = NOT A PAST YEAR INITIATE Log assn.....	243	0.74
991 = NEVER USED/MISUSED PAIN RELIEVERS	29582	89.93
993 = NOT A PAST YEAR INITIATE.....	2696	8.20
998 = BLANK (NO ANSWER).....	224	0.68

PNRNMAYFU Len : 4 RC - YR 1ST MISUSED FOR PAST YR PAIN RLVR INITIATES

	Freq	Pct
RANGE = 2019 - 2020	146	0.44
9983 = NOT A PAST YEAR INITIATE Logically assigned.....	243	0.74
9991 = NEVER USED/MISUSED PAIN RELIEVERS	29582	89.93
9993 = NOT A PAST YEAR INITIATE	2696	8.20
9998 = BLANK (NO ANSWER).....	226	0.69

PNRNMFMFU Len : 2 RC - MO 1ST MISUSED FOR PAST YR PAIN RLVR INITIATES

	Freq	Pct
1 = January.....	13	0.04
2 = February.....	8	0.02
3 = March.....	10	0.03
4 = April	16	0.05
5 = May.....	6	0.02
6 = June.....	15	0.05
7 = July	5	0.02
8 = August	15	0.05
9 = September.....	13	0.04
10 = October	13	0.04
11 = November	17	0.05
12 = December.....	10	0.03
83 = NOT A PAST YEAR INITIATE Logically assigned	243	0.74
91 = NEVER USED/MISUSED PAIN RELIEVERS.....	29582	89.93
93 = NOT A PAST YEAR INITIATE	2696	8.20
98 = BLANK (NO ANSWER)	231	0.70

In the past 30 days, that is, from [DATEFILL] up to and including today, did you use [PRNAMEFILL] in any way a doctor did not direct you to use [PRNUMFILL]?

(PRM01)
PNRNM30D Len : 2 USED PAIN RLVR NOT DIRECTED BY DR PAST 30 DAYS

	Freq	Pct
1 = Yes.....	245	0.74
2 = No	781	2.37
5 = Yes LOGICALLY ASSIGNED (from PR30ANYINIT=1)	21	0.06
83 = DID NOT MISUSE PAIN RELIEVERS PST 30 DYS Log assn.....	41	0.12
85 = BAD DATA Logically assigned	3	0.01
91 = NEVER USED/MISUSED PAIN RELIEVERS.....	29582	89.93
93 = DID NOT MISUSE PAIN RELIEVERS IN THE PAST 30 DAYS	2034	6.18
94 = DON'T KNOW.....	5	0.02
97 = REFUSED	3	0.01
98 = BLANK (NO ANSWER)	178	0.54

During the past 30 days, on how many days did you use [PRNAMEFILL] in any way a doctor did not direct you to use [PRNUMFILL]?

(PRM02)
PNRNM30FQ Len : 2 # DAYS USED PAIN RLVR NOT DIRECTD BY DR PST 30 DYS

	Freq	Pct
RANGE = 1 - 30	260	0.79
83 = DID NOT USE PAIN REL IN THE PAST 12 MOS Log assn	10	0.03
85 = BAD DATA Logically assigned	1	0.00
91 = NEVER USED/MISUSED PAIN RELIEVERS.....	29582	89.93
93 = DID NOT MISUSE PAIN RELIEVERS IN THE PAST 30 DAYS	2846	8.65
94 = DON'T KNOW.....	5	0.02
97 = REFUSED	1	0.00
98 = BLANK (NO ANSWER)	188	0.57

PAIN RELIEVERS

What is your best estimate of the number of days you used [PRNAMEFILL] in any way a doctor did not direct you to use [PRNUMFILL] during the past 30 days?

(PRM02DKRE)
PNRNM30ES

Len : 2 EST # DAYS USED PAIN RLVR NOT DIRECTED PST 30 DYS

	Freq	Pct
2 = 3 to 5 days.....	4	0.01
91 = NEVER USED/MISUSED PAIN RELIEVERS.....	29582	89.93
93 = DID NOT MISUSE PAIN RELIEVERS IN THE PAST 30 DAYS	2856	8.68
94 = DON'T KNOW.....	1	0.00
97 = REFUSED	1	0.00
98 = BLANK (NO ANSWER)	189	0.57
99 = LEGITIMATE SKIP.....	260	0.79

NOTE: Responses of "yes" in PNRNM30AL were assigned a code of 11 when respondents reported that they misused pain relievers with alcohol in the past 30 days but there was some question from the edited alcohol data about whether they used alcohol in the past 30 days. Analysts are encouraged to check the value of the final imputed alcohol recency IRALCRC when PNRNM30AL=11 to determine whether IRALCRC was assigned a value to indicate that the most recent use of alcohol was within the past 30 days or was more than 30 days ago but within the past 12 months.

During the past 30 days, did you use [PRNAMEFILL] in any way a doctor did not direct you to use [PRNUMFILL] while you were drinking alcohol or within a couple of hours of drinking?

(PRM03)
PNRNM30AL

Len : 2 USED PAIN RLVR NOT DIRECTED BY DR W/ALC PST 30 DYS

	Freq	Pct
1 = Yes.....	69	0.21
2 = No.....	98	0.30
83 = DID NOT USE PAIN REL IN THE PAST 12 MOS Log assn	3	0.01
85 = BAD DATA Logically assigned.....	1	0.00
91 = NEVER USED/MISUSED PAIN RELIEVERS.....	29582	89.93
93 = DID NOT MISUSE PAIN RELIEVERS IN THE PAST 30 DAYS	2853	8.67
97 = REFUSED	1	0.00
98 = BLANK (NO ANSWER)	188	0.57
99 = LEGITIMATE SKIP.....	98	0.30

Which of these statements describe your use of it/them at **any** time in the past 12 months?

To select more than one statement, press the space bar between the numbers. When you have finished, press [ENTER].

(PRYWAYS1)
PNRWYNORX

Len : 2 USED PAIN RLVR W/O OWN RX PAST 12 MONTHS

	Freq	Pct
1 = Yes.....	611	1.86
2 = No (not entered).....	371	1.13
83 = DID NOT MISUSE PAIN RELIEVERS IN PST 30 days Log assn	26	0.08
85 = BAD DATA Logically assigned.....	3	0.01
91 = NEVER USED/MISUSED PAIN RELIEVERS.....	29582	89.93
93 = DID NOT MISUSE PAIN RELIEVERS IN THE PAST 12 MOS	2049	6.23
94 = DON'T KNOW.....	50	0.15
97 = REFUSED	23	0.07
98 = BLANK (NO ANSWER)	178	0.54

(PRYWAYS2)
PNRWYGAMT

Len : 2 USED PAIN RLVR IN GREATER AMTS THAN RX PST 12 MOS

	Freq	Pct
1 = Yes.....	219	0.67
2 = No (not entered).....	763	2.32
83 = DID NOT USE PAIN REL IN THE PAST 12 MOS Log assn	11	0.03
85 = BAD DATA Logically assigned.....	1	0.00
91 = NEVER USED/MISUSED PAIN RELIEVERS.....	29582	89.93
93 = DID NOT MISUSE PAIN RELIEVERS IN THE PAST 12 MOS	2064	6.27
94 = DON'T KNOW.....	50	0.15
97 = REFUSED	23	0.07
98 = BLANK (NO ANSWER)	180	0.55

PAIN RELIEVERS

(PRYWAYS3)
PNRWYOFTN

Len : 2 USED PAIN RLVR MORE OFTEN THAN RX PAST 12 MONTHS		Freq	Pct
1 = Yes.....		170	0.52
2 = No (not entered).....		812	2.47
83 = DID NOT USE PAIN REL IN THE PAST 12 MOS logically assigned.....		12	0.04
85 = BAD DATA Logically assigned.....		1	0.00
91 = NEVER USED/MISUSED PAIN RELIEVERS.....		29582	89.93
93 = DID NOT MISUSE PAIN RELIEVERS IN THE PAST 12 MOS		2063	6.27
94 = DON'T KNOW.....		50	0.15
97 = REFUSED		23	0.07
98 = BLANK (NO ANSWER)		180	0.55

(PRYWAYS4)
PNRWYLNGR

Len : 2 USED PAIN RLVR LONGER THAN RX PAST 12 MONTHS		Freq	Pct
1 = Yes.....		150	0.46
2 = No (not entered).....		832	2.53
83 = DID NOT USE PAIN RELIEVERS PST 12 MOS Log assn.....		14	0.04
85 = BAD DATA Logically assigned.....		1	0.00
91 = NEVER USED/MISUSED PAIN RELIEVERS.....		29582	89.93
93 = DID NOT MISUSE PAIN RELIEVERS IN THE PAST 12 MOS		2061	6.27
94 = DON'T KNOW.....		50	0.15
97 = REFUSED		23	0.07
98 = BLANK (NO ANSWER)		180	0.55

(PRYWAYS5)
PNRWYOTWY

Len : 2 USED PAIN RLVR OTHER WAY NOT DIRECTED PST 12 MOS		Freq	Pct
1 = Yes.....		249	0.76
2 = No (not entered).....		733	2.23
83 = DID NOT USE PAIN RELIEVERS PST 12 MOS Log assn.....		20	0.06
85 = BAD DATA Logically assigned.....		1	0.00
91 = NEVER USED/MISUSED PAIN RELIEVERS.....		29582	89.93
93 = DID NOT MISUSE PAIN RELIEVERS IN THE PAST 12 MOS		2055	6.25
94 = DON'T KNOW.....		50	0.15
97 = REFUSED		23	0.07
98 = BLANK (NO ANSWER)		180	0.55

PAIN RELIEVERS

Now think about the last time you used a prescription pain reliever in any way a doctor did not direct you to use it.

Which of these pain relievers did you use the last time? If you used more than one pain reliever the last time, please choose one pain reliever as your best answer.

(RPRYLAST)
PNRRNMLAS1

Len : 2 LAST PAIN RLVR USED NOT DIRECTED BY DR PST 12 MOS

	Freq	Pct
1 = Vicodin	76	0.23
2 = Lortab	25	0.08
3 = Norco	47	0.14
4 = Zohydro ER	3	0.01
5 = Hydrocodone (generic)	208	0.63
6 = OxyContin	46	0.14
7 = Percocet	95	0.29
8 = Percodan	1	0.00
9 = Roxicodone	15	0.05
10 = Oxycodone (generic)	78	0.24
11 = Ultram	2	0.01
13 = Ultracet	1	0.00
14 = Tramadol (generic)	87	0.26
15 = Extended-release tramadol (generic)	2	0.01
16 = Tylenol with codeine 3 or 4 (NOT over-the-counter Tylenol)	152	0.46
17 = Codeine pills (generic)	20	0.06
21 = Morphine (generic)	6	0.02
22 = Extended-release morphine (generic)	5	0.02
23 = Duragesic	1	0.00
25 = Fentanyl (generic)	20	0.06
26 = Suboxone	38	0.12
27 = Buprenorphine (generic)	5	0.02
28 = Buprenorphine plus naloxone (generic)	6	0.02
29 = Opana	2	0.01
31 = Oxymorphone (generic)	1	0.00
32 = Extended-release oxymorphone (generic)	1	0.00
34 = Dilaudid or hydromorphone	5	0.02
36 = Methadone	6	0.02
37 = Some other pain reliever	90	0.27
83 = DID NOT MISUSE IN THE PST 12 MOS Logically assigned	42	0.13
85 = BAD DATA Logically assigned	3	0.01
91 = NEVER USED/MISUSED PAIN RELIEVERS	29582	89.93
93 = DID NOT MISUSE PAIN RELIEVERS IN THE PAST 12 MOS	2033	6.18
94 = DON'T KNOW	8	0.02
97 = REFUSED	2	0.01
98 = BLANK (NO ANSWER)	179	0.54

Now think about the last time you used [PRLASTFILL2] in any way a doctor did not direct you to use it/them.

What were the reasons you used [PRLASTFILL2] the last time?

(PRYMOTV1)
PNRRSPAIN

Len : 2 USED LAST PAIN RLVR (NOT DIRECTED) TO RLV PAIN

	Freq	Pct
1 = Yes	688	2.09
2 = No (not entered)	334	1.02
3 = Yes LOGICALLY ASSIGNED	13	0.04
83 = DID NOT USE PAIN RELIEVERS PST 12 MOS Log assn	38	0.12
85 = BAD DATA Logically assigned	3	0.01
91 = NEVER USED/MISUSED PAIN RELIEVERS	29582	89.93
93 = DID NOT MISUSE PAIN RELIEVERS IN THE PAST 12 MOS	2037	6.19
94 = DON'T KNOW	12	0.04
97 = REFUSED	6	0.02
98 = BLANK (NO ANSWER)	180	0.55

PAIN RELIEVERS

(PRYMOTV2)
PNRRSRELX

Len : 2 USED LAST PAIN RLVR (NOT DIRECTED) TO RELAX

	Freq	Pct
1 = Yes.....	284	0.86
2 = No (not entered).....	750	2.28
3 = Yes LOGICALLY ASSIGNED.....	1	0.00
83 = DID NOT USE PAIN RELIEVERS PST 12 MOS Log assn.....	10	0.03
85 = BAD DATA Logically assigned.....	1	0.00
91 = NEVER USED/MISUSED PAIN RELIEVERS.....	29582	89.93
93 = DID NOT MISUSE PAIN RELIEVERS IN THE PAST 12 MOS.....	2065	6.28
94 = DON'T KNOW.....	12	0.04
97 = REFUSED.....	6	0.02
98 = BLANK (NO ANSWER).....	182	0.55

(PRYMOTV3)
PNRRSEXP

Len : 2 USED LAST PAIN RLVR (NOT DIRECTED) TO EXPERIMENT

	Freq	Pct
1 = Yes.....	76	0.23
2 = No (not entered).....	959	2.92
83 = DID NOT USE PAIN RELIEVERS PST 12 MOS Log assn.....	5	0.02
85 = BAD DATA Logically assigned.....	1	0.00
91 = NEVER USED/MISUSED PAIN RELIEVERS.....	29582	89.93
93 = DID NOT MISUSE PAIN RELIEVERS IN THE PAST 12 MOS.....	2070	6.29
94 = DON'T KNOW.....	12	0.04
97 = REFUSED.....	6	0.02
98 = BLANK (NO ANSWER).....	182	0.55

(PRYMOTV4)
PNRRSHIGH

Len : 2 USED LAST PAIN RLVR (NOT DIRECTED) TO GET HIGH

	Freq	Pct
1 = Yes.....	246	0.75
2 = No (not entered).....	787	2.39
3 = Yes LOGICALLY ASSIGNED.....	2	0.01
83 = DID NOT USE PAIN RELIEVERS PST 12 MOS Log assn.....	6	0.02
85 = BAD DATA Logically assigned.....	1	0.00
91 = NEVER USED/MISUSED PAIN RELIEVERS.....	29582	89.93
93 = DID NOT MISUSE PAIN RELIEVERS IN THE PAST 12 MOS.....	2069	6.29
94 = DON'T KNOW.....	12	0.04
97 = REFUSED.....	6	0.02
98 = BLANK (NO ANSWER).....	182	0.55

(PRYMOTV5)
PNRRSSLEP

Len : 2 USED LAST PAIN RLVR (NOT DIRECTED) FOR SLEEP

	Freq	Pct
1 = Yes.....	200	0.61
2 = No (not entered).....	835	2.54
83 = DID NOT USE PAIN RELIEVERS PST 12 MOS Log assn.....	10	0.03
85 = BAD DATA Logically assigned.....	1	0.00
91 = NEVER USED/MISUSED PAIN RELIEVERS.....	29582	89.93
93 = DID NOT MISUSE PAIN RELIEVERS IN THE PAST 12 MOS.....	2065	6.28
94 = DON'T KNOW.....	12	0.04
97 = REFUSED.....	6	0.02
98 = BLANK (NO ANSWER).....	182	0.55

(PRYMOTV6)
PNRRSEMOT

Len : 2 USED LAST PAIN RLVR (NOT DIRECTED) FOR EMOTIONS

	Freq	Pct
1 = Yes.....	177	0.54
2 = No (not entered).....	857	2.61
3 = Yes LOGICALLY ASSIGNED.....	1	0.00
83 = DID NOT USE PAIN RELIEVERS PST 12 MOS Log assn.....	6	0.02
85 = BAD DATA Logically assigned.....	1	0.00
91 = NEVER USED/MISUSED PAIN RELIEVERS.....	29582	89.93
93 = DID NOT MISUSE PAIN RELIEVERS IN THE PAST 12 MOS.....	2069	6.29
94 = DON'T KNOW.....	12	0.04
97 = REFUSED.....	6	0.02
98 = BLANK (NO ANSWER).....	182	0.55

PAIN RELIEVERS

(PRYMOTV7)
PNRRSDGFX

Len : 2 USED LAST PAIN RLVR (NOT DIRECTED) OTH DRUG EFFECT

	Freq	Pct
1 = Yes.....	32	0.10
2 = No (not entered).....	1003	3.05
83 = DID NOT USE PAIN RELIEVERS PST 12 MOS Log assn.....	5	0.02
85 = BAD DATA Logically assigned.....	1	0.00
91 = NEVER USED/MISUSED PAIN RELIEVERS.....	29582	89.93
93 = DID NOT MISUSE PAIN RELIEVERS IN THE PAST 12 MOS.....	2070	6.29
94 = DON'T KNOW.....	12	0.04
97 = REFUSED.....	6	0.02
98 = BLANK (NO ANSWER).....	182	0.55

(PRYMOTV8)
PNRRSHOOK

Len : 2 USED LAST PAIN RLVR (NOT DIRECTED) BECAUSE HOOKED

	Freq	Pct
1 = Yes.....	46	0.14
2 = No (not entered).....	987	3.00
3 = Yes LOGICALLY ASSIGNED.....	2	0.01
83 = DID NOT USE PAIN RELIEVERS PST 12 MOS Log assn.....	5	0.02
91 = NEVER USED/MISUSED PAIN RELIEVERS.....	29582	89.93
93 = DID NOT MISUSE PAIN RELIEVERS IN THE PAST 12 MOS.....	2070	6.29
94 = DON'T KNOW.....	12	0.04
97 = REFUSED.....	6	0.02
98 = BLANK (NO ANSWER).....	183	0.56

(PRYMOTV9)
PNRRSSOR

Len : 2 USED LAST PAIN RLVR (NOT DIRECTED) OTHER REASON

	Freq	Pct
1 = Yes.....	57	0.17
2 = No (not entered).....	978	2.97
83 = DID NOT MISUSE PAIN RELIEVERS IN PAST 12 mos Log assn.....	9	0.03
91 = NEVER USED/MISUSED PAIN RELIEVERS.....	29582	89.93
93 = DID NOT MISUSE PAIN RELIEVERS IN THE PAST 12 MOS.....	2066	6.28
94 = DON'T KNOW.....	12	0.04
97 = REFUSED.....	6	0.02
98 = BLANK (NO ANSWER).....	183	0.56

Please type in the other reason you used [PRLASTFILL2] the last time. When you have finished typing your answer, press [ENTER] to go to the next question.

(PRMOTOTSC)
PNRRSOTRS2

Len : 3 REASON USED LAST PAIN RLVR (NOT DIRECTED)

	Freq	Pct
1 = To relieve physical pain.....	14	0.04
2 = To relax or relieve tension.....	3	0.01
4 = To feel good or get high.....	4	0.01
6 = To help me with my feelings or emotions.....	1	0.00
8 = Because I am "hooked" or I have to have it/them.....	2	0.01
13 = I used it/them for some other reason.....	16	0.05
16 = Suicide attempt/suicidal thoughts.....	6	0.02
26 = To replace another/other drug(s) I am addicted to.....	6	0.02
983 = DID NOT USE PAIN REL IN THE PAST 12 MOS Logically assigned.....	4	0.01
985 = BAD DATA (logically assigned).....	2	0.01
991 = NEVER USED PAIN RELIEVERS.....	29582	89.93
993 = DID NOT MISUSE PAIN RELIEVERS IN THE PAST 12 MOS.....	2071	6.30
994 = DON'T KNOW.....	1	0.00
997 = REFUSED.....	2	0.01
998 = BLANK (no answer).....	201	0.61
999 = LEGITIMATE SKIP.....	978	2.97

PAIN RELIEVERS

Which was the main reason you used [PRLASTFILL2] the last time?

(RPRYMOT1)
PNRRSMAN

Len : 2 MAIN REASON USED LAST PAIN RLVR (NOT DIRECTED)

	Freq	Pct
1 = To relieve physical pain	150	0.46
2 = To relax or relieve tension	60	0.18
3 = To experiment or to see what it was/they were like	9	0.03
4 = To feel good or get high.....	65	0.20
5 = To help with my sleep.....	22	0.07
6 = To help me with my feelings or emotions.....	34	0.10
7 = To increase or decrease the effect(s) of some other drug	3	0.01
8 = Because I am 'hooked' or I have to have it/them	22	0.07
9 = The other reason I reported	8	0.02
11 = To relieve physical pain LOGICALLY ASSIGNED	3	0.01
12 = To relax or relieve tension LOGICALLY ASSIGNED.....	1	0.00
14 = To feel good or get high LOGICALLY ASSIGNED	1	0.00
18 = Because 'hooked'/have to have it LOG ASSN.....	1	0.00
83 = DID NOT MISUSE PAIN RELIEVERS IN PAST 12 mos Log assn.....	7	0.02
85 = BAD DATA Logically assigned.....	1	0.00
91 = NEVER USED/MISUSED PAIN RELIEVERS.....	29582	89.93
93 = DID NOT MISUSE PAIN RELIEVERS IN THE PAST 12 MOS	2068	6.29
98 = BLANK (NO ANSWER)	200	0.61
99 = LEGITIMATE SKIP.....	656	1.99

NOTE: PNRNORXFG is set to 1 when respondents reported that the only way they misused pain relievers in the past year was without a prescription. These respondents also reported that the last pain reliever they misused was obtained through a prescription (a) from one doctor or (b) from more than one doctor.

PNRNORXFG

Len : 2 ONLY PST YR MISUSE W/O RX BUT RX FOR LAST PNR

	Freq	Pct
1 = Only misuse w/o Rx but reported last drug gotten with Rx.....	56	0.17
98 = BLANK (NO ANSWER)	32837	99.83

TRANQUILIZERS

TRANQUILIZERS

The next question asks about using prescription tranquilizers in any way a doctor did not direct you to use them.

When you answer these questions, please think only about your use of the drug in any way a doctor did not direct you to use it, including:

- Using it without a prescription of your own
- Using it in greater amounts, more often, or longer than you were told to take it
- Using it in any other way a doctor did not direct you to use it

Have you ever, even once, used any prescription tranquilizer in any way a doctor did not direct you to use it?

(TRL01, TRL02)

TRQNMLIF

Len : 2 EVER USED TRANQUILIZER NOT DIRECTED BY DR

	Freq	Pct
1 = Yes.....	720	2.19
2 = No.....	4894	14.88
5 = Yes LOGICALLY ASSIGNED (from skip pattern).....	674	2.05
85 = BAD DATA Logically assigned.....	7	0.02
91 = NEVER USED/MISUSED TRANQUILIZERS.....	26322	80.02
94 = DON'T KNOW.....	5	0.02
97 = REFUSED.....	3	0.01
98 = BLANK (NO ANSWER).....	268	0.81

NOTE: The variable TRQNMREC is a recoded variable that was created from TRQNMLIF, the 12-month misuse variables of specific tranquilizers, and TRANQNM30DY.

TRQNMREC

Len : 2 RC - MOST RECENT TRANQUILIZER MISUSE (RECODE)

	Freq	Pct
1 = Within the past 30 days.....	185	0.56
2 = More than 30 days ago but within the past 12 mos.....	488	1.48
3 = More than 12 months ago.....	713	2.17
8 = Misused at some point in past 12 mos LOG ASSN.....	1	0.00
9 = Misused at some point in lifetime LOG ASSN.....	7	0.02
83 = DID NOT MISUSE PST 12 MOS (LIFETIME UNK) Log assn.....	117	0.36
91 = NEVER USED/MISUSED TRANQUILIZERS.....	31216	94.90
98 = BLANK (NO ANSWER).....	166	0.50

NOTE: TRQNMINIT is "reverse coded" from the answers in TRL03. TRL03=1 (yes) was recoded to 2 in TRQNMINIT because this answer means that the respondent misused tranquilizers before the past 12 months (and therefore is not a past year initiate for misuse of tranquilizers). TRL03=2 (no) was recoded to 1 in TRQNMINIT because this answer means that the respondent did not misuse tranquilizers before the past 12 months (and therefore is a past year initiate for misuse of tranquilizers).

Earlier questions were about the past 12 months. This question is about any time before then, that is, any time in your life before [DATEFILL].

At any time before [DATEFILL], did you ever use any prescription tranquilizer in a way a doctor did not direct you to use it?

(TRL03)

TRQNMINIT

Len : 2 PAST YEAR INITIATE FOR ANY TRANQUILIZER MISUSE

	Freq	Pct
1 = Past year initiate.....	139	0.42
2 = Not a past year initiate.....	25	0.08
4 = Not past yr initiate LOG ASSN (from skip pattern).....	509	1.55
83 = NOT PAST YR INITIATE (AT-RISK STATUS UNKNOWN).....	117	0.36
91 = NEVER USED/MISUSED TRANQUILIZERS.....	31216	94.90
93 = DID NOT MISUSE TRANQUILIZERS IN THE PAST 12 MOS.....	713	2.17
94 = DON'T KNOW.....	1	0.00
98 = BLANK (NO ANSWER).....	173	0.53

NOTE: The variables TRQNMAGE, TRQNMIFU, and TRQNMIFU show the age, year, and month of first misuse, respectively, for respondents who initiated misuse of tranquilizers in the 12 months prior to being interviewed (TRQNMINIT=1).

TRQNMAGE

Len : 3 RC - AGE AT 1ST MISUSE FOR PAST YR TRANQ INITIATES

	Freq	Pct
RANGE = 12 - 71.....	136	0.41
983 = NOT A PAST YEAR INITIATE Log assn.....	117	0.36
991 = NEVER USED/MISUSED TRANQUILIZERS.....	31216	94.90
993 = NOT A PAST YEAR INITIATE.....	1247	3.79
998 = BLANK (NO ANSWER).....	177	0.54

TRANQUILIZERS

[TRQNM30FU](#) Len : 4 RC - YR 1ST MISUSED FOR PAST YR TRANQ INITIATES

	Freq	Pct
RANGE = 2019 - 2020	134	0.41
9983 = NOT A PAST YEAR INITIATE Logically assigned.....	117	0.36
9991 = NEVER USED/MISUSED TRANQUILIZERS	31216	94.90
9993 = NOT A PAST YEAR INITIATE	1247	3.79
9998 = BLANK (NO ANSWER).....	179	0.54

[TRQNM30FU](#) Len : 2 RC - MO 1ST MISUSED FOR PAST YR TRANQ INITIATES

	Freq	Pct
1 = January.....	7	0.02
2 = February.....	14	0.04
3 = March.....	11	0.03
4 = April	11	0.03
5 = May.....	7	0.02
6 = June.....	16	0.05
7 = July	9	0.03
8 = August	8	0.02
9 = September.....	13	0.04
10 = October.....	8	0.02
11 = November	16	0.05
12 = December.....	11	0.03
83 = NOT A PAST YEAR INITIATE Logically assigned	117	0.36
91 = NEVER USED/MISUSED TRANQUILIZERS	31216	94.90
93 = NOT A PAST YEAR INITIATE	1247	3.79
98 = BLANK (NO ANSWER)	182	0.55

In the past 30 days, that is, from [DATEFILL] up to and including today, did you use [TRNAMEFILL] in any way a doctor did not direct you to use [TRNUMFILL]?

(TRM01)
[TRQNM30D](#) Len : 2 USED TRANQ NOT DIRECTED BY DR PAST 30 DAYS

	Freq	Pct
1 = Yes.....	161	0.49
2 = No.....	488	1.48
5 = Yes LOGICALLY ASSIGNED.....	24	0.07
83 = DID NOT MISUSE TRAN IN THE PST 30 DAYS LOG ASSN.....	2	0.01
85 = BAD DATA Logically assigned.....	2	0.01
91 = NEVER USED/MISUSED TRANQUILIZERS	31216	94.90
93 = DID NOT MISUSE TRANQUILIZERS IN THE PAST 30 DAYS.....	828	2.52
94 = DON'T KNOW.....	1	0.00
98 = BLANK (NO ANSWER)	171	0.52

During the past 30 days, on how many days did you use [TRNAMEFILL] in any way a doctor did not direct you to use [TRNUMFILL]?

(TRM02)
[TRQNM30FQ](#) Len : 2 # DAYS USED TRANQ NOT DIRECTD BY DR PST 30 DYS

	Freq	Pct
RANGE = 1 - 30.....	185	0.56
85 = BAD DATA Logically assigned.....	1	0.00
91 = NEVER USED/MISUSED TRANQUILIZERS	31216	94.90
93 = DID NOT MISUSE TRANQUILIZERS IN THE PAST 30 DAYS.....	1318	4.01
98 = BLANK (NO ANSWER)	173	0.53

What is your best estimate of the number of days you used [TRNAMEFILL] in any way a doctor did not direct you to use [TRNUMFILL] during the past 30 days?

(TRM02DKRE)
[TRQNM30ES](#) Len : 2 EST # DAYS USED TRANQ NOT DIRECTED PST 30 DYS

	Freq	Pct
91 = NEVER USED/MISUSED TRANQUILIZERS	31216	94.90
93 = DID NOT MISUSE TRANQUILIZERS IN THE PAST 30 DAYS.....	1318	4.01
98 = BLANK (NO ANSWER)	174	0.53
99 = LEGITIMATE SKIP.....	185	0.56

TRANQUILIZERS

NOTE: Responses of "yes" in TRQNM30AL were assigned a code of 11 when respondents reported that they misused tranquilizers with alcohol in the past 30 days but there was some question from the edited alcohol data about whether they used alcohol in the past 30 days. Analysts are encouraged to check the value of the final imputed alcohol recency IRALCRC when TRQNM30AL=11 to determine whether IRALCRC was assigned a value to indicate that the most recent use of alcohol was within the past 30 days or was more than 30 days ago but within the past 12 months.

During the past 30 days, did you use [TRNAMEFILL] in any way a doctor did not direct you to use [TRNUMFILL] while you were drinking alcohol or within a couple of hours of drinking?

(TRM03)

<u>TRQNM30AL</u>	Len : 2	USED TRANQ NOT DIRECTED BY DR W/ALC PST 30 DYS		
			Freq	Pct
		1 = Yes.....	61	0.19
		2 = No.....	74	0.22
		91 = NEVER USED/MISUSED TRANQUILIZERS.....	31216	94.90
		93 = DID NOT MISUSE TRANQUILIZERS IN THE PAST 30 DAYS.....	1318	4.01
		98 = BLANK (NO ANSWER).....	175	0.53
		99 = LEGITIMATE SKIP.....	49	0.15

Which of these statements describe your use of [TRNAMEFILL] at any time in the past 12 months?

(TRYWAYS1)

<u>TRQWYNORX</u>	Len : 2	USED TRANQ W/O OWN RX PAST 12 MONTHS		
			Freq	Pct
		1 = Yes.....	488	1.48
		2 = No (not entered).....	166	0.50
		83 = DID NOT MISUSE TRAN IN THE PST 12 MOS LOG ASSN.....	2	0.01
		85 = BAD DATA Logically assigned.....	2	0.01
		91 = NEVER USED/MISUSED TRANQUILIZERS.....	31216	94.90
		93 = DID NOT MISUSE TRANQUILIZERS IN THE PAST 12 MONTHS.....	828	2.52
		94 = DON'T KNOW.....	11	0.03
		97 = REFUSED.....	8	0.02
		98 = BLANK (NO ANSWER).....	172	0.52

(TRYWAYS2)

<u>TRQWYGAMT</u>	Len : 2	USED TRANQ IN GREATER AMTS THAN RX PST 12 MOS		
			Freq	Pct
		1 = Yes.....	107	0.33
		2 = No (not entered).....	547	1.66
		91 = NEVER USED/MISUSED TRANQUILIZERS.....	31216	94.90
		93 = DID NOT MISUSE TRANQUILIZERS IN THE PAST 12 MONTHS.....	830	2.52
		94 = DON'T KNOW.....	11	0.03
		97 = REFUSED.....	8	0.02
		98 = BLANK (NO ANSWER).....	174	0.53

(TRYWAYS3)

<u>TRQWYOFTN</u>	Len : 2	USED TRANQ MORE OFTEN THAN RX PAST 12 MONTHS		
			Freq	Pct
		1 = Yes.....	63	0.19
		2 = No (not entered).....	591	1.80
		91 = NEVER USED/MISUSED TRANQUILIZERS.....	31216	94.90
		93 = DID NOT MISUSE TRANQUILIZERS IN THE PAST 12 MONTHS.....	830	2.52
		94 = DON'T KNOW.....	11	0.03
		97 = REFUSED.....	8	0.02
		98 = BLANK (NO ANSWER).....	174	0.53

(TRYWAYS4)

<u>TRQWYLNDR</u>	Len : 2	USED TRANQ LONGER THAN RX PAST 12 MONTHS		
			Freq	Pct
		1 = Yes.....	39	0.12
		2 = No (not entered).....	615	1.87
		91 = NEVER USED/MISUSED TRANQUILIZERS.....	31216	94.90
		93 = DID NOT MISUSE TRANQUILIZERS IN THE PAST 12 MONTHS.....	830	2.52
		94 = DON'T KNOW.....	11	0.03
		97 = REFUSED.....	8	0.02
		98 = BLANK (NO ANSWER).....	174	0.53

TRANQUILIZERS

(TRYWAYS5)
TRQWYOTWY

Len : 2 USED TRANQ OTHER WAY NOT DIRECTED PST 12 MOS

	Freq	Pct
1 = Yes.....	106	0.32
2 = No (not entered).....	548	1.67
91 = NEVER USED/MISUSED TRANQUILIZERS	31216	94.90
93 = DID NOT MISUSE TRANQUILIZERS IN THE PAST 12 MONTHS.....	830	2.52
94 = DON'T KNOW	11	0.03
97 = REFUSED	8	0.02
98 = BLANK (NO ANSWER)	174	0.53

Now think about the last time you used a prescription tranquilizer in any way a doctor did not direct you to use it.

Which of these tranquilizers did you use the last time? If you used more than one tranquilizer the last time, please choose one tranquilizer as your best answer.

(RTRYLAST)
TRQNMLAS1

Len : 2 LAST TRANQ USED NOT DIRECTED BY DR PST 12 MOS

	Freq	Pct
1 = Xanax.....	322	0.98
2 = Xanax XR	3	0.01
3 = Alprazolam (generic).....	66	0.20
4 = Extended-release alprazolam (generic)	9	0.03
5 = Ativan	17	0.05
6 = Klonopin.....	35	0.11
7 = Lorazepam (generic).....	38	0.12
8 = Clonazepam (generic).....	56	0.17
9 = Valium.....	25	0.08
10 = Diazepam (generic).....	26	0.08
11 = Cyclobenzaprine (generic), also known as Flexeril.....	53	0.16
12 = Soma.....	5	0.02
13 = Some other tranquilizer.....	17	0.05
83 = DID NOT MISUSE TRAN IN THE PST 12 MOS LOG ASSN.....	2	0.01
85 = BAD DATA Logically assigned.....	2	0.01
91 = NEVER USED/MISUSED TRANQUILIZERS	31216	94.90
93 = DID NOT MISUSE TRANQUILIZERS IN THE PAST 12 MONTHS.....	828	2.52
94 = DON'T KNOW	2	0.01
98 = BLANK (NO ANSWER)	171	0.52

Now think about the last time you used [TRLASTFILL2] in any way a doctor did not direct you to use it/them.

What were the reasons you used [TRLASTFILL2] the last time?

(TRYMOTIV1)
TRQRSRELX

Len : 2 USED LAST TRANQ (NOT DIRECTED) TO RELAX

	Freq	Pct
1 = Yes.....	411	1.25
2 = No (not entered).....	251	0.76
3 = Yes LOGICALLY ASSIGNED.....	7	0.02
83 = DID NOT MISUSE TRAN IN THE PST 12 MOS LOG ASSN.....	1	0.00
85 = BAD DATA Logically assigned.....	2	0.01
91 = NEVER USED/MISUSED TRANQUILIZERS	31216	94.90
93 = DID NOT MISUSE TRANQUILIZERS IN THE PAST 12 MONTHS.....	829	2.52
94 = DON'T KNOW	2	0.01
97 = REFUSED	2	0.01
98 = BLANK (NO ANSWER)	172	0.52

(TRYMOTIV2)
TRQRSEXT

Len : 2 USED LAST TRANQ (NOT DIRECTED) TO EXPERIMENT

	Freq	Pct
1 = Yes.....	72	0.22
2 = No (not entered).....	596	1.81
3 = Yes LOGICALLY ASSIGNED.....	1	0.00
83 = DID NOT MISUSE PAST 12 MOS Logically assigned.....	1	0.00
91 = NEVER USED/MISUSED TRANQUILIZERS	31216	94.90
93 = DID NOT MISUSE TRANQUILIZERS IN THE PAST 12 MONTHS.....	829	2.52
94 = DON'T KNOW	2	0.01
97 = REFUSED	2	0.01
98 = BLANK (NO ANSWER)	174	0.53

TRANQUILIZERS

(TRYMOTIV3)
TRQRSHIGH

Len : 2 USED LAST TRANQ (NOT DIRECTED) TO GET HIGH

	Freq	Pct
1 = Yes.....	159	0.48
2 = No (not entered).....	509	1.55
3 = Yes LOGICALLY ASSIGNED.....	1	0.00
91 = NEVER USED/MISUSED TRANQUILIZERS.....	31216	94.90
93 = DID NOT MISUSE TRANQUILIZERS IN THE PAST 12 MONTHS.....	830	2.52
94 = DON'T KNOW.....	2	0.01
97 = REFUSED.....	2	0.01
98 = BLANK (NO ANSWER).....	174	0.53

(TRYMOTIV4)
TRQRSSLEP

Len : 2 USED LAST TRANQ (NOT DIRECTED) FOR SLEEP

	Freq	Pct
1 = Yes.....	236	0.72
2 = No (not entered).....	433	1.32
91 = NEVER USED/MISUSED TRANQUILIZERS.....	31216	94.90
93 = DID NOT MISUSE TRANQUILIZERS IN THE PAST 12 MONTHS.....	830	2.52
94 = DON'T KNOW.....	2	0.01
97 = REFUSED.....	2	0.01
98 = BLANK (NO ANSWER).....	174	0.53

(TRYMOTIV5)
TRQRSEMOT

Len : 2 USED LAST TRANQ (NOT DIRECTED) FOR EMOTIONS

	Freq	Pct
1 = Yes.....	209	0.64
2 = No (not entered).....	460	1.40
91 = NEVER USED/MISUSED TRANQUILIZERS.....	31216	94.90
93 = DID NOT MISUSE TRANQUILIZERS IN THE PAST 12 MONTHS.....	830	2.52
94 = DON'T KNOW.....	2	0.01
97 = REFUSED.....	2	0.01
98 = BLANK (NO ANSWER).....	174	0.53

(TRYMOTIV6)
TRQRSDGFX

Len : 2 USED LAST TRANQ (NOT DIRECTED) OTH DRUG EFFECT

	Freq	Pct
1 = Yes.....	34	0.10
2 = No (not entered).....	634	1.93
3 = Yes LOGICALLY ASSIGNED.....	1	0.00
91 = NEVER USED/MISUSED TRANQUILIZERS.....	31216	94.90
93 = DID NOT MISUSE TRANQUILIZERS IN THE PAST 12 MONTHS.....	830	2.52
94 = DON'T KNOW.....	2	0.01
97 = REFUSED.....	2	0.01
98 = BLANK (NO ANSWER).....	174	0.53

(TRYMOTIV7)
TRQRSHOOK

Len : 2 USED LAST TRANQ (NOT DIRECTED) BECAUSE HOOKED

	Freq	Pct
1 = Yes.....	8	0.02
2 = No (not entered).....	661	2.01
91 = NEVER USED/MISUSED TRANQUILIZERS.....	31216	94.90
93 = DID NOT MISUSE TRANQUILIZERS IN THE PAST 12 MONTHS.....	830	2.52
94 = DON'T KNOW.....	2	0.01
97 = REFUSED.....	2	0.01
98 = BLANK (NO ANSWER).....	174	0.53

(TRYMOTIV8)
TRQRSSOR

Len : 2 USED LAST TRANQ (NOT DIRECTED) OTHER REASON

	Freq	Pct
1 = Yes.....	50	0.15
2 = No (not entered).....	619	1.88
91 = NEVER USED/MISUSED TRANQUILIZERS.....	31216	94.90
93 = DID NOT MISUSE TRANQUILIZERS IN THE PAST 12 MONTHS.....	830	2.52
94 = DON'T KNOW.....	2	0.01
97 = REFUSED.....	2	0.01
98 = BLANK (NO ANSWER).....	174	0.53

TRANQUILIZERS

Please type in the other reason you used [TRLASTFILL2] the last time. When you have finished typing your answer, press [ENTER] to go to the next question.

(TRMOTOT)
TRQRSOTRS2

Len : 3 REASON USED LAST TRANQ (NOT DIRECTED)

	Freq	Pct
1 = To relieve physical pain	20	0.06
2 = To relax or relieve tension	11	0.03
3 = To experiment or to see what it's/they're like	1	0.00
4 = To feel good or get high.....	1	0.00
6 = To help me with my feelings or emotions.....	1	0.00
7 = To increase/decrease effects of some other drug.....	1	0.00
13 = I used it/them for some other reason	11	0.03
985 = BAD DATA (logically assigned).....	3	0.01
991 = NEVER USED TRANQUILIZERS.....	31216	94.90
993 = DID NOT MISUSE TRANQUILIZERS IN THE PAST 12 MONTHS.....	830	2.52
994 = DON'T KNOW	1	0.00
998 = BLANK (no answer).....	178	0.54
999 = LEGITIMATE SKIP.....	619	1.88

Which was the main reason you used [TRLASTFILL2] the last time?

(RTRYMOT1)
TRQRSMAN

Len : 2 MAIN REASON USED LAST TRANQ (NOT DIRECTED)

	Freq	Pct
1 = To relax or relieve tension	95	0.29
2 = To experiment or to see what it was/they were like	10	0.03
3 = To feel good or get high.....	47	0.14
4 = To help with my sleep.....	53	0.16
5 = To help me with my feelings or emotions.....	65	0.20
6 = To increase or decrease the effect(s) of some other drug	5	0.02
7 = Because I am 'hooked' or I have to have it/them	3	0.01
8 = The other reason I reported	7	0.02
11 = To relax or relieve tension LOGICALLY ASSIGNED.....	3	0.01
85 = BAD DATA Logically assigned	1	0.00
91 = NEVER USED/MISUSED TRANQUILIZERS	31216	94.90
93 = DID NOT MISUSE TRANQUILIZERS IN THE PAST 12 MONTHS.....	830	2.52
98 = BLANK (NO ANSWER)	178	0.54
99 = LEGITIMATE SKIP.....	380	1.16

NOTE: TRQNORXFG is set to 1 when respondents reported that the only way they misused tranquilizers in the past year was without a prescription. These respondents also reported that the last tranquilizer they misused was obtained through a prescription (a) from one doctor or (b) from more than one doctor.

TRQNORXFG

Len : 2 ONLY PST YR MISUSE W/O RX BUT RX FOR LAST TRANQ

	Freq	Pct
1 = Only misuse w/o Rx but reported last drug gotten with Rx.....	11	0.03
98 = BLANK (NO ANSWER)	32882	99.97

STIMULANTS

STIMULANTS

The next question asks about using prescription stimulants in any way a doctor did not direct you to use them.

When you answer these questions, please think only about your use of the drug in any way a doctor did not direct you to use it, including:

- Using it without a prescription of your own
- Using it in greater amounts, more often, or longer than you were told to take it
- Using it in any other way a doctor did not direct you to use it

Have you ever, even once, used any prescription stimulant in any way a doctor did not direct you to use it?

(STL01, STL02)

STMNMLIF

Len : 2 EVER USED STIMULANT NOT DIRECTED BY DR

	Freq	Pct
1 = Yes.....	924	2.81
2 = No.....	2785	8.47
5 = Yes LOGICALLY ASSIGNED (from skip pattern).....	767	2.33
85 = BAD DATA Logically assigned.....	3	0.01
91 = NEVER USED/MISUSED STIMULANTS.....	28185	85.69
94 = DON'T KNOW.....	10	0.03
97 = REFUSED.....	1	0.00
98 = BLANK (NO ANSWER).....	218	0.66

NOTE: The variable STMNMREC is a recoded variable that was created from STMNMLIF, the 12-month misuse variables of specific stimulants, and STIMNM30DY.

STMNMREC

Len : 2 RC - MOST RECENT STIMULANT MISUSE (RECODE)

	Freq	Pct
1 = Within the past 30 days.....	221	0.67
2 = More than 30 days ago but within the past 12 mos.....	544	1.65
3 = More than 12 months ago.....	922	2.80
8 = Misused at some point in past 12 mos LOG ASSN.....	2	0.01
9 = Misused at some point in lifetime LOG ASSN.....	2	0.01
83 = DID NOT MISUSE PST 12 MOS (LIFETIME UNK) Log assn.....	65	0.20
91 = NEVER USED/MISUSED STIMULANTS.....	30970	94.15
98 = BLANK (NO ANSWER).....	167	0.51

NOTE: STMNMINIT is "reverse coded" from the answers in STL03. STL03=1 (yes) was recoded to 2 in STMNMINIT because this answer means that the respondent misused stimulants before the past 12 months (and therefore is not a past year initiate for misuse of stimulants). STL03=2 (no) was recoded to 1 in STMNMINIT because this answer means that the respondent did not misuse stimulants before the past 12 months (and therefore is a past year initiate for misuse of stimulants).

Earlier questions were about the past 12 months. This question is about any time before then, that is, any time in your life before [DATEFILL].

At any time before [DATEFILL], did you ever use any prescription stimulant in a way a doctor did not direct you to use it?

(STL03)

STMNMINIT

Len : 2 PAST YEAR INITIATE FOR ANY STIMULANT MISUSE

	Freq	Pct
1 = Past year initiate.....	140	0.43
2 = Not a past year initiate.....	26	0.08
4 = Not past yr initiate LOG ASSN (from skip pattern).....	598	1.82
83 = NOT PAST YR INITIATE (AT-RISK STATUS UNKNOWN).....	65	0.20
91 = NEVER USED/MISUSED STIMULANTS.....	30970	94.15
93 = DID NOT MISUSE STIMULANTS IN THE PAST 12 MOS.....	922	2.80
97 = REFUSED.....	3	0.01
98 = BLANK (NO ANSWER).....	169	0.51

NOTE: The variables STMNMAGE, STMNMYFU, and STMNMMFU show the age, year, and month of first misuse, respectively, for respondents who initiated misuse of stimulants in the 12 months prior to being interviewed (STMNMINIT=1).

STMNMAGE

Len : 3 RC - AGE 1ST MISUSED FOR PAST YR STIM INITIATES

	Freq	Pct
RANGE = 12 - 49.....	136	0.41
983 = NOT A PAST YEAR INITIATE Log assn.....	65	0.20
991 = NEVER USED/MISUSED STIMULANTS.....	30970	94.15
993 = NOT A PAST YEAR INITIATE.....	1546	4.70
998 = BLANK (NO ANSWER).....	176	0.54

STIMULANTS

[STMNMYFU](#)

Len : 4 RC - YR 1ST MISUSED FOR PAST YR STIM INITIATES

	Freq	Pct
RANGE = 2019 - 2020	135	0.41
9983 = NOT A PAST YEAR INITIATE Logically assigned.....	65	0.20
9991 = NEVER USED/MISUSED STIMULANTS	30970	94.15
9993 = NOT A PAST YEAR INITIATE	1546	4.70
9998 = BLANK (NO ANSWER).....	177	0.54

[STMNMMFU](#)

Len : 2 RC - MONTH 1ST MISUSED FOR PAST YR STIM INITIATES

	Freq	Pct
1 = January.....	11	0.03
2 = February.....	6	0.02
3 = March.....	15	0.05
4 = April	4	0.01
5 = May.....	8	0.02
6 = June.....	11	0.03
7 = July	5	0.02
8 = August	9	0.03
9 = September.....	10	0.03
10 = October.....	23	0.07
11 = November	13	0.04
12 = December.....	13	0.04
83 = NOT A PAST YEAR INITIATE Logically assigned	65	0.20
91 = NEVER USED/MISUSED STIMULANTS	30970	94.15
93 = NOT A PAST YEAR INITIATE	1546	4.70
98 = BLANK (NO ANSWER)	184	0.56

In the past 30 days, that is, from [DATEFILL] up to and including today, did you use [STNAMEFILL] in any way a doctor did not direct you to use [STNUMFILL]?

(STM01)

[STMNM30D](#)

Len : 2 USED STIMULANT NOT DIRECTED BY DR PAST 30 DAYS

	Freq	Pct
1 = Yes.....	206	0.63
2 = No.....	544	1.65
5 = Yes LOGICALLY ASSIGNED.....	15	0.05
83 = DID NOT MISUSE STIM IN THE PST 30 DAYS LOG ASSN.....	3	0.01
85 = BAD DATA Logically assigned.....	2	0.01
91 = NEVER USED/MISUSED STIMULANTS	30970	94.15
93 = DID NOT MISUSE STIMULANTS IN THE PAST 30 DAYS.....	984	2.99
97 = REFUSED	2	0.01
98 = BLANK (NO ANSWER)	167	0.51

During the past 30 days, on how many days did you use [STNAMEFILL] in any way a doctor did not direct you to use [STNUMFILL]?

(STM02)

[STMNM30FQ](#)

Len : 2 # DAYS USED STIMULANT NOT DIRECTD BY DR PST 30 DYS

	Freq	Pct
RANGE = 1 - 30	218	0.66
83 = DID NOT MISUSE STIM IN THE PST 30 DAYS LOG ASSN	1	0.00
85 = BAD DATA Logically assigned.....	1	0.00
91 = NEVER USED/MISUSED STIMULANTS	30970	94.15
93 = DID NOT MISUSE STIMULANTS IN THE PAST 30 DAYS.....	1530	4.65
94 = DON'T KNOW	2	0.01
97 = REFUSED	1	0.00
98 = BLANK (NO ANSWER)	170	0.52

What is your best estimate of the number of days you used [STNAMEFILL] in any way a doctor did not direct you to use [STNUMFILL] during the past 30 days?

(STM02DKRE)

[STMNM30ES](#)

Len : 2 EST # DAYS USED STIMULANT NOT DIRECTED PST 30 DYS

	Freq	Pct
2 = 3 to 5 days.....	1	0.00
91 = NEVER USED/MISUSED STIMULANTS	30970	94.15
93 = DID NOT MISUSE STIMULANTS IN THE PAST 30 DAYS.....	1531	4.65
94 = DON'T KNOW	2	0.01
98 = BLANK (NO ANSWER)	171	0.52
99 = LEGITIMATE SKIP.....	218	0.66

STIMULANTS

During the past 30 days, did you use [STNAMEFILL] in any way a doctor did not direct you to use [STNUMFILL] while you were drinking alcohol or within a couple of hours of drinking?

(STM03)

STMNM30AL

Len : 2 USED STIMULANT NOT DIRECTED BY DR W/ALC PST 30 DYS

	Freq	Pct
1 = Yes.....	85	0.26
2 = No.....	88	0.27
85 = BAD DATA Logically assigned.....	1	0.00
91 = NEVER USED/MISUSED STIMULANTS.....	30970	94.15
93 = DID NOT MISUSE STIMULANTS IN THE PAST 30 DAYS.....	1531	4.65
97 = REFUSED.....	1	0.00
98 = BLANK (NO ANSWER).....	172	0.52
99 = LEGITIMATE SKIP.....	45	0.14

Which of these statements describe your use of it/them at **any** time in the past 12 months?

To select more than one statement, press the space bar between the numbers. When you have finished, press [ENTER].

(STYWAYS1)

STMWYNORX

Len : 2 USED STIMULANT W/O OWN RX PAST 12 MONTHS

	Freq	Pct
1 = Yes.....	609	1.85
2 = No (not entered).....	134	0.41
83 = DID NOT MISUSE STIM IN THE PST 12 MOS LOG ASSN.....	1	0.00
85 = BAD DATA Logically assigned.....	2	0.01
91 = NEVER USED/MISUSED STIMULANTS.....	30970	94.15
93 = DID NOT MISUSE STIMULANTS IN THE PAST 12 MONTHS.....	986	3.00
94 = DON'T KNOW.....	10	0.03
97 = REFUSED.....	14	0.04
98 = BLANK (NO ANSWER).....	167	0.51

(STYWAYS2)

STMWYGAMT

Len : 2 USED STIMULANT IN GREATER AMTS THAN RX PST 12 MOS

	Freq	Pct
1 = Yes.....	98	0.30
2 = No (not entered).....	645	1.96
91 = NEVER USED/MISUSED STIMULANTS.....	30970	94.15
93 = DID NOT MISUSE STIMULANTS IN THE PAST 12 MONTHS.....	987	3.00
94 = DON'T KNOW.....	10	0.03
97 = REFUSED.....	14	0.04
98 = BLANK (NO ANSWER).....	169	0.51

(STYWAYS3)

STMWYOFTN

Len : 2 USED STIMULANT MORE OFTEN THAN RX PAST 12 MONTHS

	Freq	Pct
1 = Yes.....	68	0.21
2 = No (not entered).....	675	2.05
91 = NEVER USED/MISUSED STIMULANTS.....	30970	94.15
93 = DID NOT MISUSE STIMULANTS IN THE PAST 12 MONTHS.....	987	3.00
94 = DON'T KNOW.....	10	0.03
97 = REFUSED.....	14	0.04
98 = BLANK (NO ANSWER).....	169	0.51

(STYWAYS4)

STMWYLNGR

Len : 2 USED STIMULANT LONGER THAN RX PAST 12 MONTHS

	Freq	Pct
1 = Yes.....	28	0.09
2 = No (not entered).....	715	2.17
83 = DID NOT MISUSE STIM IN THE PST 12 MOS LOG ASSN.....	2	0.01
91 = NEVER USED/MISUSED STIMULANTS.....	30970	94.15
93 = DID NOT MISUSE STIMULANTS IN THE PAST 12 MONTHS.....	985	2.99
94 = DON'T KNOW.....	10	0.03
97 = REFUSED.....	14	0.04
98 = BLANK (NO ANSWER).....	169	0.51

STIMULANTS

(STYWAYS5)
STMWYOTWY

Len : 2 USED STIMULANT OTHER WAY NOT DIRECTED PST 12 MOS

	Freq	Pct
1 = Yes.....	136	0.41
2 = No (not entered).....	607	1.85
91 = NEVER USED/MISUSED STIMULANTS	30970	94.15
93 = DID NOT MISUSE STIMULANTS IN THE PAST 12 MONTHS.....	987	3.00
94 = DON'T KNOW.....	10	0.03
97 = REFUSED	14	0.04
98 = BLANK (NO ANSWER)	169	0.51

At any time in the past 12 months, did you ever use a needle to inject [STNAMEFILL] ?

(STYNDL)
STMNDLYR

Len : 2 USED STIMULANT WITH A NEEDLE PAST 12 MONTHS

	Freq	Pct
1 = Yes.....	11	0.03
2 = No	754	2.29
83 = DID NOT MISUSE STIM IN THE PST 12M LOG ASSN	3	0.01
85 = BAD DATA Logically assigned	2	0.01
91 = NEVER USED/MISUSED STIMULANTS	30970	94.15
93 = DID NOT MISUSE STIMULANTS IN THE PAST 12 MONTHS.....	984	2.99
94 = DON'T KNOW.....	2	0.01
98 = BLANK (NO ANSWER)	167	0.51

(STNDL30)
STMNDLREC

Len : 2 TIME SINCE LAST USED NEEDLE TO INJECT STIMULANT

	Freq	Pct
1 = Within the past 30 days.....	3	0.01
2 = More than 30 days ago but within the past 12 months	3	0.01
12 = More than 30 dys ago but in pst 12 mo (STMNMREC=2)	5	0.02
85 = BAD DATA Logically assigned	1	0.00
91 = NEVER USED/MISUSED STIMULANTS	30970	94.15
93 = DID NOT MISUSE STIMULANTS IN THE PAST 12 MONTHS.....	987	3.00
98 = BLANK (NO ANSWER)	170	0.52
99 = LEGITIMATE SKIP.....	754	2.29

STIMULANTS

Now think about the last time you used a prescription stimulant in any way a doctor did not direct you to use it.

Which of these stimulants did you use the last time? If you used more than one stimulant the last time, please choose one stimulant as your best answer.

(RSTYLAST)
STMNMLAS1

Len : 2 LAST STIMULANT USED NOT DIRECTED BY DR PST 12 MOS

	Freq	Pct
1 = Adderall	453	1.38
2 = Adderall XR.....	110	0.33
3 = Dexedrine	2	0.01
4 = Dextroamphetamine (generic).....	7	0.02
5 = Mixed amphetamine-dextroamphetamine pills (generic).....	25	0.08
6 = Extend-rel amphet-dextroamp oth than Adderall XR (generic).....	11	0.03
7 = Ritalin	31	0.09
8 = Ritalin LA.....	2	0.01
9 = Concerta.....	12	0.04
10 = Daytrana	1	0.00
13 = Methylphenidate (generic).....	11	0.03
14 = Extended-release methylphenidate (generic).....	1	0.00
15 = Focalin	3	0.01
16 = Focalin XR.....	4	0.01
17 = Dexmethylphenidate (generic).....	2	0.01
18 = Extended-release dexmethylphenidate (generic).....	1	0.00
19 = Benzphetamine	5	0.02
23 = Phentermine	8	0.02
24 = Provigil	8	0.02
25 = Tenuate	2	0.01
26 = Vyvanse	55	0.17
27 = Some other stimulant	9	0.03
83 = DID NOT MISUSE STIM IN THE PST 12 MOS LOG ASSN.....	3	0.01
85 = BAD DATA Logically assigned	2	0.01
91 = NEVER USED/MISUSED STIMULANTS	30970	94.15
93 = DID NOT MISUSE STIMULANTS IN THE PAST 12 MONTHS.....	984	2.99
94 = DON'T KNOW	2	0.01
97 = REFUSED	2	0.01
98 = BLANK (NO ANSWER)	167	0.51

Now think about the last time you used [STLASTFILL2] in any way a doctor did not direct you to use it/them.

What were the reasons you used [STLASTFILL2] the last time?

(STYMOTIV1)
STMRSWGHT

Len : 2 USED LAST STIMULANT (NOT DIRECTED) TO LOSE WEIGHT

	Freq	Pct
1 = Yes.....	61	0.19
2 = No (not entered).....	701	2.13
85 = BAD DATA Logically assigned	2	0.01
91 = NEVER USED/MISUSED STIMULANTS	30970	94.15
93 = DID NOT MISUSE STIMULANTS IN THE PAST 12 MONTHS.....	987	3.00
94 = DON'T KNOW	2	0.01
97 = REFUSED	2	0.01
98 = BLANK (NO ANSWER)	168	0.51

(STYMOTIV2)
STMRSCONC

Len : 2 USED LAST STIMULANT (NOT DIRECTED) TO CONCENTRATE

	Freq	Pct
1 = Yes.....	435	1.32
2 = No (not entered).....	327	0.99
83 = DID NOT MISUSE PAST 12 MOS Logically assigned.....	1	0.00
91 = NEVER USED/MISUSED STIMULANTS	30970	94.15
93 = DID NOT MISUSE STIMULANTS IN THE PAST 12 MONTHS.....	986	3.00
94 = DON'T KNOW	2	0.01
97 = REFUSED	2	0.01
98 = BLANK (NO ANSWER)	170	0.52

STIMULANTS

(*STYMOTIV3*)
STMRSALRT

Len : 2 USED LAST STIMULANT (NOT DIRECTED) TO BE ALERT

	Freq	Pct
1 = Yes.....	381	1.16
2 = No (not entered).....	377	1.15
3 = Yes LOGICALLY ASSIGNED.....	4	0.01
83 = DID NOT MISUSE STIM IN THE PST 12 MOS LOG ASSN.....	1	0.00
91 = NEVER USED/MISUSED STIMULANTS.....	30970	94.15
93 = DID NOT MISUSE STIMULANTS IN THE PAST 12 MONTHS.....	986	3.00
94 = DON'T KNOW.....	2	0.01
97 = REFUSED.....	2	0.01
98 = BLANK (NO ANSWER).....	170	0.52

(*STYMOTIV4*)
STMRSSTDY

Len : 2 USED LAST STIMULANT (NOT DIRECTED) TO STUDY

	Freq	Pct
1 = Yes.....	250	0.76
2 = No (not entered).....	511	1.55
3 = Yes LOGICALLY ASSIGNED.....	1	0.00
83 = DID NOT MISUSE STIM IN THE PST 12 MOS LOG ASSN.....	2	0.01
91 = NEVER USED/MISUSED STIMULANTS.....	30970	94.15
93 = DID NOT MISUSE STIMULANTS IN THE PAST 12 MONTHS.....	985	2.99
94 = DON'T KNOW.....	2	0.01
97 = REFUSED.....	2	0.01
98 = BLANK (NO ANSWER).....	170	0.52

(*STYMOTIV5*)
STMRSXPT

Len : 2 USED LAST STIMULANT (NOT DIRECTED) TO EXPERIMENT

	Freq	Pct
1 = Yes.....	71	0.22
2 = No (not entered).....	689	2.09
3 = Yes LOGICALLY ASSIGNED.....	2	0.01
91 = NEVER USED/MISUSED STIMULANTS.....	30970	94.15
93 = DID NOT MISUSE STIMULANTS IN THE PAST 12 MONTHS.....	987	3.00
94 = DON'T KNOW.....	2	0.01
97 = REFUSED.....	2	0.01
98 = BLANK (NO ANSWER).....	170	0.52

(*STYMOTIV6*)
STMRSHIGH

Len : 2 USED LAST STIMULANT (NOT DIRECTED) TO GET HIGH

	Freq	Pct
1 = Yes.....	156	0.47
2 = No (not entered).....	604	1.84
3 = Yes LOGICALLY ASSIGNED.....	2	0.01
91 = NEVER USED/MISUSED STIMULANTS.....	30970	94.15
93 = DID NOT MISUSE STIMULANTS IN THE PAST 12 MONTHS.....	987	3.00
94 = DON'T KNOW.....	2	0.01
97 = REFUSED.....	2	0.01
98 = BLANK (NO ANSWER).....	170	0.52

(*STYMOTIV7*)
STMRSDFX

Len : 2 USED LAST STIMULANT (NOT DIRECTED) OTH DRUG EFFECT

	Freq	Pct
1 = Yes.....	39	0.12
2 = No (not entered).....	722	2.19
3 = Yes LOGICALLY ASSIGNED.....	1	0.00
91 = NEVER USED/MISUSED STIMULANTS.....	30970	94.15
93 = DID NOT MISUSE STIMULANTS IN THE PAST 12 MONTHS.....	987	3.00
94 = DON'T KNOW.....	2	0.01
97 = REFUSED.....	2	0.01
98 = BLANK (NO ANSWER).....	170	0.52

STIMULANTS

(STYMOTIV8)
STMRSHOOK

Len : 2 USED LAST STIMULANT (NOT DIRECTED) BECAUSE HOOKED

	Freq	Pct
1 = Yes.....	11	0.03
2 = No (not entered).....	751	2.28
91 = NEVER USED/MISUSED STIMULANTS	30970	94.15
93 = DID NOT MISUSE STIMULANTS IN THE PAST 12 MONTHS.....	987	3.00
94 = DON'T KNOW.....	2	0.01
97 = REFUSED	2	0.01
98 = BLANK (NO ANSWER)	170	0.52

(STYMOTIV9)
STMRSSOR

Len : 2 USED LAST STIMULANT (NOT DIRECTED) OTHER REASON

	Freq	Pct
1 = Yes.....	44	0.13
2 = No (not entered).....	718	2.18
83 = DID NOT MISUSE STIM IN THE PST 12 MOS LOG ASSN.....	1	0.00
91 = NEVER USED/MISUSED STIMULANTS	30970	94.15
93 = DID NOT MISUSE STIMULANTS IN THE PAST 12 MONTHS.....	986	3.00
94 = DON'T KNOW.....	2	0.01
97 = REFUSED	2	0.01
98 = BLANK (NO ANSWER)	170	0.52

Please type in the other reason you used [STLASTFILL2] the last time. When you have finished typing your answer, press [ENTER] to go to the next question.

(STMOTOT)
STMRSOTRS2

Len : 3 REASON USED LAST STIMULANT (NOT DIRECTED)

	Freq	Pct
3 = To experiment or to see what it's/they're like	2	0.01
4 = To feel good or get high.....	2	0.01
6 = To help me with my feelings or emotions.....	3	0.01
7 = To increase/decrease effects of some other drug.....	2	0.01
10 = To help me concentrate.....	1	0.00
11 = To help me be alert or stay awake.....	6	0.02
12 = To help me study	1	0.00
13 = I used it/them for some other reason.....	11	0.03
15 = To get work/chores done, not studying.....	4	0.01
19 = To increase my energy level	4	0.01
20 = To try out for medical condition	4	0.01
983 = DID NOT USE STIM IN THE PAST 12 MOS Logically assigned.....	1	0.00
985 = BAD DATA (logically assigned).....	3	0.01
991 = NEVER USED STIMULANTS.....	30970	94.15
993 = DID NOT MISUSE STIMULANTS IN THE PAST 12 MONTHS.....	986	3.00
994 = DON'T KNOW.....	1	0.00
998 = BLANK (no answer).....	174	0.53
999 = LEGITIMATE SKIP.....	718	2.18

Which was the main reason you used [STLASTFILL2] the last time?

(RSTYMOT1)
STMRSMAIN

Len : 2 MAIN REASON USED LAST STIMULANT (NOT DIRECTED)

	Freq	Pct
1 = To help me lose weight.....	15	0.05
2 = To help me concentrate.....	112	0.34
3 = To help me be alert or stay awake.....	101	0.31
4 = To help me study	102	0.31
5 = To experiment or to see what it was/they were like	11	0.03
6 = To feel good or get high.....	34	0.10
7 = To increase or decrease the effect(s) of some other drug	8	0.02
8 = Because I am 'hooked' or I have to have it/them	2	0.01
9 = The other reason I reported	10	0.03
83 = DID NOT USE STIM IN THE PAST 12 MOS Logically assigned.....	1	0.00
91 = NEVER USED/MISUSED STIMULANTS	30970	94.15
93 = DID NOT MISUSE STIMULANTS IN THE PAST 12 MONTHS.....	986	3.00
98 = BLANK (NO ANSWER)	174	0.53
99 = LEGITIMATE SKIP.....	367	1.12

STIMULANTS

NOTE: STMNORXFG is set to 1 when respondents reported that the only way they misused stimulants in the past year was without a prescription. These respondents also reported that the last stimulant they misused was obtained through a prescription (a) from one doctor or (b) from more than one doctor.

STMNORXFG

Len : 2 ONLY PST YR MISUSE W/O RX BUT RX FOR LAST STIM

	Freq	Pct
1 = Only misuse w/o Rx but reported last drug gotten with Rx.....	11	0.03
98 = BLANK (NO ANSWER)	32882	99.97

SEDATIVES

SEDATIVES

The next question asks about using prescription sedatives in any way a doctor did not direct you to use them.

When you answer these questions, please think only about your use of the drug in any way a doctor did not direct you to use it, including:

- Using it without a prescription of your own
- Using it in greater amounts, more often, or longer than you were told to take it
- Using it in any other way a doctor did not direct you to use it

Have you ever, even once, used any prescription sedative in any way a doctor did not direct you to use it?

(SVL01, SVL02)

SEDNMLIF

Len : 2 EVER USED SEDATIVE NOT DIRECTED BY DR

	Freq	Pct
1 = Yes.....	537	1.63
2 = No.....	2670	8.12
5 = Yes LOGICALLY ASSIGNED (from skip pattern).....	151	0.46
85 = BAD DATA Logically assigned.....	4	0.01
91 = NEVER USED/MISUSED SEDATIVES.....	29232	88.87
94 = DON'T KNOW.....	6	0.02
98 = BLANK (NO ANSWER).....	293	0.89

NOTE: The variable SEDNMREC is a recoded variable that was created from SEDNMLIF, the 12-month misuse variables of specific sedatives, and SEDTVNM30DY.

SEDNMREC

Len : 2 RC - MOST RECENT SEDATIVE MISUSE (RECODE)

	Freq	Pct
1 = Within the past 30 days.....	47	0.14
2 = More than 30 days ago but within the past 12 mos.....	102	0.31
3 = More than 12 months ago.....	537	1.63
8 = Misused at some point in past 12 mos LOG ASSN.....	2	0.01
83 = DID NOT MISUSE PST 12 MOS (LIFETIME UNK) Log assn.....	103	0.31
91 = NEVER USED/MISUSED SEDATIVES.....	31902	96.99
98 = BLANK (NO ANSWER).....	200	0.61

NOTE: SEDNMINIT is "reverse coded" from the answers in SVL03. SVL03=1 (yes) was recoded to 2 in SEDNMINIT because this answer means that the respondent misused sedatives before the past 12 months (and therefore is not a past year initiate for misuse of sedatives). SVL03=2 (no) was recoded to 1 in SEDNMINIT because this answer means that the respondent did not misuse sedatives before the past 12 months (and therefore is a past year initiate for misuse of sedatives).

Earlier questions were about the past 12 months. This question is about any time before then, that is, any time in your life before [DATEFILL].

At any time before [DATEFILL], did you ever use any prescription sedative in a way a doctor did not direct you to use it?

(SVL03)

SEDNMINIT

Len : 2 PAST YEAR INITIATE FOR ANY SEDATIVE MISUSE

	Freq	Pct
1 = Past year initiate.....	37	0.11
2 = Not a past year initiate.....	9	0.03
4 = Not past yr initiate LOG ASSN (from skip pattern).....	104	0.32
83 = NOT PAST YR INITIATE (AT-RISK STATUS UNKNOWN).....	103	0.31
91 = NEVER USED/MISUSED SEDATIVES.....	31902	96.99
93 = DID NOT MISUSE SEDATIVES IN THE PAST 12 MOS.....	537	1.63
94 = DON'T KNOW.....	1	0.00
98 = BLANK (NO ANSWER).....	200	0.61

NOTE: The variables SEDNMAGE, SEDNMYFU, and SEDNMMFU show the age, year, and month of first misuse, respectively, for respondents who initiated misuse of sedatives in the 12 months prior to being interviewed (SEDNMINIT=1).

SEDNMAGE

Len : 3 RC - AGE AT 1ST MISUSE FOR PAST YR SED INITIATES

	Freq	Pct
RANGE = 13 - 82.....	33	0.10
983 = NOT A PAST YEAR INITIATE Log assn.....	103	0.31
991 = NEVER USED/MISUSED SEDATIVES.....	31902	96.99
993 = NOT A PAST YEAR INITIATE.....	650	1.98
998 = BLANK (NO ANSWER).....	205	0.62

SEDATIVES

SEDNMYFU

Len : 4 RC - YR 1ST MISUSED FOR PAST YR SED INITIATES

	Freq	Pct
RANGE = 2019 - 2020	33	0.10
9983 = NOT A PAST YEAR INITIATE Logically assigned.....	103	0.31
9991 = NEVER USED/MISUSED SEDATIVES	31902	96.99
9993 = NOT A PAST YEAR INITIATE	650	1.98
9998 = BLANK (NO ANSWER).....	205	0.62

SEDNMMFU

Len : 2 RC - MO 1ST MISUSED FOR PAST YR SED INITIATES

	Freq	Pct
1 = January.....	1	0.00
2 = February.....	4	0.01
3 = March.....	3	0.01
4 = April	2	0.01
6 = June.....	2	0.01
7 = July	2	0.01
8 = August	2	0.01
9 = September.....	3	0.01
10 = October	5	0.02
11 = November.....	4	0.01
12 = December.....	3	0.01
83 = NOT A PAST YEAR INITIATE Logically assigned	103	0.31
91 = NEVER USED/MISUSED SEDATIVES	31902	96.99
93 = NOT A PAST YEAR INITIATE	650	1.98
98 = BLANK (NO ANSWER)	207	0.63

In the past 30 days, that is, from [DATEFILL] up to and including today, did you use [SVNAMEFILL] in any way a doctor did not direct you to use [SVNUMFILL]?

(SVM01)

SEDNM30D

Len : 2 USED SEDATIVE NOT DIRECTED BY DR PAST 30 DAYS

	Freq	Pct
1 = Yes.....	43	0.13
2 = No	102	0.31
5 = Yes LOGICALLY ASSIGNED (from skip pattern)	4	0.01
83 = DID NOT MISUSE SEDATIVES IN THE PST 30 DAYS LOG ASSN	6	0.02
85 = BAD DATA Logically assigned.....	3	0.01
91 = NEVER USED/MISUSED SEDATIVES	31902	96.99
93 = DID NOT MISUSE SEDATIVES IN THE PAST 30 DAYS	634	1.93
94 = DON'T KNOW	1	0.00
98 = BLANK (NO ANSWER)	198	0.60

During the past 30 days, on how many days did you use [SVNAMEFILL] in any way a doctor did not direct you to use [SVNUMFILL]?

(SVM02)

SEDNM30FQ

Len : 2 # DAYS USED SEDATIVE NOT DIRECTD BY DR PST 30 DYS

	Freq	Pct
RANGE = 1 - 30	47	0.14
83 = DID NOT MISUSE SEDATIVES IN THE PST 30 DAYS LOG ASSN	2	0.01
85 = BAD DATA Logically assigned.....	1	0.00
91 = NEVER USED/MISUSED SEDATIVES	31902	96.99
93 = DID NOT MISUSE SEDATIVES IN THE PAST 30 DAYS	740	2.25
98 = BLANK (NO ANSWER)	201	0.61

What is your best estimate of the number of days you used [SVNAMEFILL] in any way a doctor did not direct you to use [SVNUMFILL] during the past 30 days?

(SVM02DKRE)

SEDNM30ES

Len : 2 EST # DAYS USED SEDATIVE NOT DIRECTED PST 30 DYS

	Freq	Pct
91 = NEVER USED/MISUSED SEDATIVES	31902	96.99
93 = DID NOT MISUSE SEDATIVES IN THE PAST 30 DAYS	742	2.26
98 = BLANK (NO ANSWER)	202	0.61
99 = LEGITIMATE SKIP.....	47	0.14

SEDATIVES

During the past 30 days, did you use [SVNAMEFILL] in any way a doctor did not direct you to use [SVNUMFILL] while you were drinking alcohol or within a couple of hours of drinking?

(SVM03)

SEDNM30AL

Len : 2 USED SEDATIVE NOT DIRECTED BY DR W/ALC PST 30 DYS

	Freq	Pct
1 = Yes.....	20	0.06
2 = No.....	13	0.04
91 = NEVER USED/MISUSED SEDATIVES	31902	96.99
93 = DID NOT MISUSE SEDATIVES IN THE PAST 30 DAYS	742	2.26
98 = BLANK (NO ANSWER)	202	0.61
99 = LEGITIMATE SKIP.....	14	0.04

Which of these statements describe your use of [SVNAMEFILL] at any time in the past 12 months?

(SVYWAYS1)

SEDWYNORX

Len : 2 USED SEDATIVE W/O OWN RX PAST 12 MONTHS

	Freq	Pct
1 = Yes.....	90	0.27
2 = No (not entered).....	50	0.15
83 = DID NOT MISUSE SEDATIVES IN THE PST 12 MOS LOG ASSN	1	0.00
91 = NEVER USED/MISUSED SEDATIVES	31902	96.99
93 = DID NOT MISUSE SEDATIVES IN THE PAST 12 MONTHS	639	1.94
94 = DON'T KNOW.....	7	0.02
97 = REFUSED	3	0.01
98 = BLANK (NO ANSWER)	201	0.61

(SVYWAYS2)

SEDWYGAMT

Len : 2 USED SEDATIVE IN GREATER AMTS THAN RX PST 12 MOS

	Freq	Pct
1 = Yes.....	33	0.10
2 = No (not entered).....	107	0.33
83 = DID NOT MISUSE SEDATIVES IN THE PST 12 MOS LOG ASSN	1	0.00
85 = BAD DATA Logically assigned	3	0.01
91 = NEVER USED/MISUSED SEDATIVES	31902	96.99
93 = DID NOT MISUSE SEDATIVES IN THE PAST 12 MONTHS	639	1.94
94 = DON'T KNOW.....	7	0.02
97 = REFUSED	3	0.01
98 = BLANK (NO ANSWER)	198	0.60

(SVYWAYS3)

SEDWYOFTN

Len : 2 USED SEDATIVE MORE OFTEN THAN RX PAST 12 MONTHS

	Freq	Pct
1 = Yes.....	13	0.04
2 = No (not entered).....	127	0.39
83 = DID NOT MISUSE PAST 12 MOS Logically assigned.....	1	0.00
91 = NEVER USED/MISUSED SEDATIVES	31902	96.99
93 = DID NOT MISUSE SEDATIVES IN THE PAST 12 MONTHS	639	1.94
94 = DON'T KNOW.....	7	0.02
97 = REFUSED	3	0.01
98 = BLANK (NO ANSWER)	201	0.61

(SVYWAYS4)

SEDWYLNGR

Len : 2 USED SEDATIVE LONGER THAN RX PAST 12 MONTHS

	Freq	Pct
1 = Yes.....	12	0.04
2 = No (not entered).....	128	0.39
83 = DID NOT MISUSE SEDATIVES IN THE PST 12 MOS LOG ASSN	1	0.00
91 = NEVER USED/MISUSED SEDATIVES	31902	96.99
93 = DID NOT MISUSE SEDATIVES IN THE PAST 12 MONTHS	639	1.94
94 = DON'T KNOW.....	7	0.02
97 = REFUSED	3	0.01
98 = BLANK (NO ANSWER)	201	0.61

SEDATIVES

(SVYWAYS5)
SEDWYOTWY

Len : 2 USED SEDATIVE OTHER WAY NOT DIRECTED PST 12 MOS

	Freq	Pct
1 = Yes.....	20	0.06
2 = No (not entered).....	120	0.36
83 = DID NOT MISUSE SEDATIVES IN THE PST 12 MOS LOG ASSN.....	3	0.01
91 = NEVER USED/MISUSED SEDATIVES.....	31902	96.99
93 = DID NOT MISUSE SEDATIVES IN THE PAST 12 MONTHS.....	637	1.94
94 = DON'T KNOW.....	7	0.02
97 = REFUSED.....	3	0.01
98 = BLANK (NO ANSWER).....	201	0.61

Now think about the last time you used a prescription sedative in any way a doctor did not direct you to use it.

Which of these sedatives did you use the last time? If you used more than one sedative the last time, please choose one sedative as your best answer.

(RSVYLAST)
SEDNMLAST

Len : 2 LAST SEDATIVE USED NOT DIRECTED BY DR PST 12 MOS

	Freq	Pct
1 = Ambien.....	65	0.20
2 = Ambien CR.....	4	0.01
3 = Zolpidem (generic).....	25	0.08
4 = Extended-release zolpidem (generic).....	1	0.00
5 = Lunesta or eszopiclone.....	6	0.02
6 = Sonata or zaleplon.....	2	0.01
8 = Restoril.....	2	0.01
10 = Temazepam (generic).....	3	0.01
11 = Triazolam (generic).....	2	0.01
14 = Phenobarbital (generic).....	3	0.01
15 = Some other sedative.....	36	0.11
83 = DID NOT MISUSE SEDATIVES IN THE PST 12 MOS LOG ASSN.....	7	0.02
85 = BAD DATA Logically assigned.....	3	0.01
91 = NEVER USED/MISUSED SEDATIVES.....	31902	96.99
93 = DID NOT MISUSE SEDATIVES IN THE PAST 12 MONTHS.....	633	1.92
94 = DON'T KNOW.....	2	0.01
98 = BLANK (NO ANSWER).....	197	0.60

Now think about the last time you used [SVLASTFILL2] in any way a doctor did not direct you to use it/them.

What were the reasons you used [SVLASTFILL2] the last time?

(SVYMOTV1)
SEDRSRELX

Len : 2 USED LAST SEDATIVE (NOT DIRECTED) TO RELAX

	Freq	Pct
1 = Yes.....	41	0.12
2 = No (not entered).....	105	0.32
83 = DID NOT MISUSE SEDATIVES IN THE PST 12 MOS LOG ASSN.....	5	0.02
85 = BAD DATA Logically assigned.....	2	0.01
91 = NEVER USED/MISUSED SEDATIVES.....	31902	96.99
93 = DID NOT MISUSE SEDATIVES IN THE PAST 12 MONTHS.....	635	1.93
94 = DON'T KNOW.....	3	0.01
97 = REFUSED.....	1	0.00
98 = BLANK (NO ANSWER).....	199	0.60

(SVYMOTV2)
SEDRSEXPT

Len : 2 USED LAST SEDATIVE (NOT DIRECTED) TO EXPERIMENT

	Freq	Pct
1 = Yes.....	8	0.02
2 = No (not entered).....	138	0.42
85 = BAD DATA Logically assigned.....	2	0.01
91 = NEVER USED/MISUSED SEDATIVES.....	31902	96.99
93 = DID NOT MISUSE SEDATIVES IN THE PAST 12 MONTHS.....	640	1.95
94 = DON'T KNOW.....	3	0.01
97 = REFUSED.....	1	0.00
98 = BLANK (NO ANSWER).....	199	0.60

SEDATIVES

(SVYMOTV3)
SEDRSHIGH

Len : 2 USED LAST SEDATIVE (NOT DIRECTED) TO GET HIGH

	Freq	Pct
1 = Yes.....	18	0.05
2 = No (not entered).....	128	0.39
85 = BAD DATA Logically assigned.....	1	0.00
91 = NEVER USED/MISUSED SEDATIVES.....	31902	96.99
93 = DID NOT MISUSE SEDATIVES IN THE PAST 12 MONTHS.....	640	1.95
94 = DON'T KNOW.....	3	0.01
97 = REFUSED.....	1	0.00
98 = BLANK (NO ANSWER).....	200	0.61

(SVYMOTV4)
SEDRSSLEP

Len : 2 USED LAST SEDATIVE (NOT DIRECTED) FOR SLEEP

	Freq	Pct
1 = Yes.....	108	0.33
2 = No (not entered).....	36	0.11
3 = Yes LOGICALLY ASSIGNED.....	2	0.01
83 = DID NOT MISUSE SEDATIVES IN THE PST 12 MOS LOG ASSN.....	4	0.01
85 = BAD DATA Logically assigned.....	1	0.00
91 = NEVER USED/MISUSED SEDATIVES.....	31902	96.99
93 = DID NOT MISUSE SEDATIVES IN THE PAST 12 MONTHS.....	636	1.93
94 = DON'T KNOW.....	3	0.01
97 = REFUSED.....	1	0.00
98 = BLANK (NO ANSWER).....	200	0.61

(SVYMOTV5)
SEDRSEMOT

Len : 2 USED LAST SEDATIVE (NOT DIRECTED) FOR EMOTIONS

	Freq	Pct
1 = Yes.....	18	0.05
2 = No (not entered).....	128	0.39
85 = BAD DATA Logically assigned.....	1	0.00
91 = NEVER USED/MISUSED SEDATIVES.....	31902	96.99
93 = DID NOT MISUSE SEDATIVES IN THE PAST 12 MONTHS.....	640	1.95
94 = DON'T KNOW.....	3	0.01
97 = REFUSED.....	1	0.00
98 = BLANK (NO ANSWER).....	200	0.61

(SVYMOTV6)
SEDRSDGFX

Len : 2 USED LAST SEDATIVE (NOT DIRECTED) OTH DRUG EFFECT

	Freq	Pct
1 = Yes.....	5	0.02
2 = No (not entered).....	141	0.43
85 = BAD DATA Logically assigned.....	1	0.00
91 = NEVER USED/MISUSED SEDATIVES.....	31902	96.99
93 = DID NOT MISUSE SEDATIVES IN THE PAST 12 MONTHS.....	640	1.95
94 = DON'T KNOW.....	3	0.01
97 = REFUSED.....	1	0.00
98 = BLANK (NO ANSWER).....	200	0.61

(SVYMOTV7)
SEDRSHOOK

Len : 2 USED LAST SEDATIVE (NOT DIRECTED) BECAUSE HOOKED

	Freq	Pct
1 = Yes.....	1	0.00
2 = No (not entered).....	145	0.44
91 = NEVER USED/MISUSED SEDATIVES.....	31902	96.99
93 = DID NOT MISUSE SEDATIVES IN THE PAST 12 MONTHS.....	640	1.95
94 = DON'T KNOW.....	3	0.01
97 = REFUSED.....	1	0.00
98 = BLANK (NO ANSWER).....	201	0.61

SEDATIVES

(SVYMOTV8)
SEDRSSOR

Len : 2 USED LAST SEDATIVE (NOT DIRECTED) OTHER REASON

	Freq	Pct
1 = Yes.....	8	0.02
2 = No (not entered).....	138	0.42
83 = DID NOT MISUSE SEDATIVES IN THE PST 12 MOS LOG ASSN.....	1	0.00
91 = NEVER USED/MISUSED SEDATIVES.....	31902	96.99
93 = DID NOT MISUSE SEDATIVES IN THE PAST 12 MONTHS.....	639	1.94
94 = DON'T KNOW.....	3	0.01
97 = REFUSED.....	1	0.00
98 = BLANK (NO ANSWER).....	201	0.61

Please type in the other reason you used [SVLASTFILL2] the last time. When you have finished typing your answer, press [ENTER] to go to the next question.

(SVMOTOT)
SEDRSOTRS2

Len : 3 REASON USED LAST SEDATIVE (NOT DIRECTED)

	Freq	Pct
5 = To help with my sleep.....	3	0.01
6 = To help me with my feelings or emotions.....	1	0.00
13 = I used it/them for some other reason.....	3	0.01
983 = DID NOT USE SEDATIVES IN THE PAST 12 MOS Logically assigned.....	1	0.00
985 = BAD DATA (logically assigned).....	1	0.00
991 = NEVER USED SEDATIVES.....	31902	96.99
993 = DID NOT MISUSE SEDATIVES IN THE PAST 12 MONTHS.....	639	1.94
998 = BLANK (no answer).....	205	0.62
999 = LEGITIMATE SKIP.....	138	0.42

Which was the main reason you used [SVLASTFILL2] the last time?

(RSVYMOT1)
SEDRSMAN

Len : 2 MAIN REASON USED LAST SEDATIVE (NOT DIRECTED)

	Freq	Pct
1 = To relax or relieve tension.....	3	0.01
2 = To experiment or to see what it was/they were like.....	1	0.00
3 = To feel good or get high.....	2	0.01
4 = To help with my sleep.....	19	0.06
5 = To help me with my feelings or emotions.....	6	0.02
8 = The other reason I reported.....	1	0.00
83 = DID NOT MISUSE SEDATIVES IN THE PST 12 MOS LOG ASSN.....	2	0.01
85 = BAD DATA Logically assigned.....	1	0.00
91 = NEVER USED/MISUSED SEDATIVES.....	31902	96.99
93 = DID NOT MISUSE SEDATIVES IN THE PAST 12 MONTHS.....	638	1.94
98 = BLANK (NO ANSWER).....	204	0.62
99 = LEGITIMATE SKIP.....	114	0.35

NOTE: STMNORXFG is set to 1 when respondents reported that the only way they misused sedatives in the past year was without a prescription. These respondents also reported that the last sedative they misused was obtained through a prescription (a) from one doctor or (b) from more than one doctor.

SEDNORXFG

Len : 2 ONLY PST YR MISUSE W/O RX BUT RX FOR LAST SED

	Freq	Pct
1 = Only misuse w/o Rx but reported last drug gotten with Rx.....	4	0.01
98 = BLANK (NO ANSWER).....	32889	99.99

RECENCY OF DRUG USE

IMPUTED SUBSTANCE USE

RECENCY OF DRUG USE

(CIGREC)

IRCIGRC

Len : 1 CIGARETTE RECENCY - IMPUTATION REVISED

	Freq	Pct
1 = Within the past 30 days.....	4107	12.49
2 = More than 30 days ago but within the past 12 mos	1428	4.34
3 = More than 12 months ago but within the past 3 yrs.....	1551	4.72
4 = More than 3 years ago.....	7539	22.92
9 = NEVER SMOKED CIGARETTES	18268	55.54

(CIGREC)

IICIGRC

Len : 1 CIGARETTE RECENCY - IMPUTATION INDICATOR

	Freq	Pct
1 = Questionnaire data	32805	99.73
3 = Statistically imputed data.....	88	0.27

(CIGREC)

I12CIGRC

Len : 1 CIGARETTE RECENCY - DETAILED IMPUTATION INDICATOR

	Freq	Pct
1 = Questionnaire data	32805	99.73
4 = Statistically imputed data - edited recency = 9.....	5	0.02
5 = Statistically imputed data - edited recency = 8.....	4	0.01
6 = Statistically imputed data - edited recency = 19.....	21	0.06
7 = Statistically imputed data - edited recency = 14.....	36	0.11
8 = Statistically imputed data - edited recency = 29.....	22	0.07

(CIGARREC)

IRCGRRC

Len : 1 CIGAR RECENCY - IMPUTATION REVISED

	Freq	Pct
1 = Within the past 30 days.....	1169	3.55
2 = More than 30 days ago but within the past 12 mos	1340	4.07
3 = More than 12 months ago but within the past 3 yrs.....	1698	5.16
4 = More than 3 years ago.....	5063	15.39
9 = NEVER SMOKED CIGARS.....	23623	71.82

(CIGARREC)

IICGRRC

Len : 1 CIGAR RECENCY - IMPUTATION INDICATOR

	Freq	Pct
1 = Questionnaire data	32815	99.76
3 = Statistically imputed data.....	78	0.24

(CIGARREC)

I12CGRRC

Len : 1 CIGAR RECENCY - DETAILED IMPUTATION INDICATOR

	Freq	Pct
1 = Questionnaire data	32815	99.76
3 = Statistically imputed data - lifetime use imputed	11	0.03
4 = Statistically imputed data - edited recency = 9.....	5	0.02
5 = Statistically imputed data - edited recency = 8.....	2	0.01
6 = Statistically imputed data - edited recency = 19.....	10	0.03
7 = Statistically imputed data - edited recency = 14.....	35	0.11
8 = Statistically imputed data - edited recency = 29.....	15	0.05

(PIPEVER)

IRPIPLF

Len : 1 LIFETIME PIPE USE - IMPUTATION REVISED

	Freq	Pct
1 = Ever used pipes.....	2692	8.18
9 = NEVER SMOKED PIPES.....	30201	91.82

(PIPEVER)

IPIPLF

Len : 1 LIFETIME PIPE USE - IMPUTATION INDICATOR

	Freq	Pct
1 = Questionnaire data	32881	99.96
3 = Statistically imputed data.....	12	0.04

RECENCY OF DRUG USE

(PIPE30DY)
IRPIPMN

Len : 1 PAST MONTH PIPE USE - IMPUTATION REVISED		Freq	Pct
1 = Within the past 30 days.....		218	0.66
2 = More than 30 days ago but within lifetime.....		2474	7.52
9 = NEVER SMOKED PIPES.....		30201	91.82

(PIPE30DY)
IPIPMN

Len : 1 PAST MONTH PIPE USE - IMPUTATION INDICATOR		Freq	Pct
1 = Questionnaire data.....		2691	8.18
3 = Statistically imputed data.....		12	0.04
9 = LEGITIMATE SKIP - NOT A LIFETIME USER.....		30190	91.78

(SMKLSSREC)
IRSMKLSSREC

Len : 1 SMOKELESS TOBACCO RECENCY - IMPUTATION REVISED		Freq	Pct
1 = Within the past 30 days.....		869	2.64
2 = More than 30 days ago but within the past 12 mos.....		401	1.22
3 = More than 12 months ago but within the past 3 yrs.....		550	1.67
4 = More than 3 years ago.....		2677	8.14
9 = NEVER USED SMOKELESS TOBACCO.....		28396	86.33

(SMKLSSREC)
ISMKLSSREC

Len : 1 SMOKELESS TOBACCO RECENCY - IMPUTATION INDICATOR		Freq	Pct
1 = Questionnaire data.....		32840	99.84
3 = Statistically imputed data - lifetime use imputed.....		12	0.04
4 = Statistically imputed data - edited recency = 9.....		1	0.00
6 = Statistically imputed data - edited recency = 19.....		9	0.03
7 = Statistically imputed data - edited recency = 14.....		24	0.07
8 = Statistically imputed data - edited recency = 29.....		7	0.02

(ALCREC)
IRALCRC

Len : 1 ALCOHOL RECENCY - IMPUTATION REVISED		Freq	Pct
1 = Within the past 30 days.....		16094	48.93
2 = More than 30 days ago but within the past 12 mos.....		4795	14.58
3 = More than 12 months ago.....		3623	11.01
9 = NEVER USED ALCOHOL.....		8381	25.48

(ALCREC)
IALCRC

Len : 1 ALCOHOL RECENCY - IMPUTATION INDICATOR		Freq	Pct
1 = Questionnaire data.....		32635	99.22
2 = Logically assigned data.....		4	0.01
3 = Statistically imputed data.....		254	0.77

(ALCREC)
I2ALCRC

Len : 1 ALCOHOL RECENCY - DETAILED IMPUTATION INDICATOR		Freq	Pct
1 = Questionnaire data.....		32635	99.22
2 = Logically assigned data.....		4	0.01
3 = Statistically imputed data - lifetime use imputed.....		14	0.04
4 = Statistically imputed data - edited recency = 9.....		85	0.26
5 = Statistically imputed data - edited recency = 8.....		155	0.47

(MJREC)
IRMJRC

Len : 1 MARIJUANA RECENCY - IMPUTATION REVISED		Freq	Pct
1 = Within the past 30 days.....		4421	13.44
2 = More than 30 days ago but within the past 12 mos.....		2496	7.59
3 = More than 12 months ago.....		7925	24.09
9 = NEVER USED MARIJUANA.....		18051	54.88

RECENCY OF DRUG USE

(MJREC)
I1MJRC

Len : 1 MARIJUANA RECENCY - IMPUTATION INDICATOR		
	Freq	Pct
1 = Questionnaire data	32730	99.50
3 = Statistically imputed data.....	163	0.50

(MJREC)
I12MJRC

Len : 1 MARIJUANA RECENCY - DETAILED IMPUTATION INDICATOR		
	Freq	Pct
1 = Questionnaire data	32730	99.50
3 = Statistically imputed data - lifetime use imputed	20	0.06
4 = Statistically imputed data - edited recency = 9.....	57	0.17
5 = Statistically imputed data - edited recency = 8.....	86	0.26

(COCREC)
I1COCRC

Len : 1 COCAINE RECENCY - IMPUTATION REVISED		
	Freq	Pct
1 = Within the past 30 days.....	213	0.65
2 = More than 30 days ago but within the past 12 mos	506	1.54
3 = More than 12 months ago	3187	9.69
9 = NEVER USED COCAINE	28987	88.13

(COCREC)
I1COCRC

Len : 1 COCAINE RECENCY - IMPUTATION INDICATOR		
	Freq	Pct
1 = Questionnaire data	32846	99.86
2 = Logically assigned data.....	12	0.04
3 = Statistically imputed data.....	35	0.11

(COCREC)
I12COCRC

Len : 1 COCAINE RECENCY - DETAILED IMPUTATION INDICATOR		
	Freq	Pct
1 = Questionnaire data	32846	99.86
2 = Logically assigned data.....	12	0.04
3 = Statistically imputed data - lifetime use imputed	13	0.04
4 = Statistically imputed data - edited recency = 9.....	13	0.04
5 = Statistically imputed data - edited recency = 8.....	9	0.03

(CRAKREC)
I1CRKRC

Len : 1 CRACK RECENCY - IMPUTATION REVISED		
	Freq	Pct
1 = Within the past 30 days.....	36	0.11
2 = More than 30 days ago but within the past 12 mos	34	0.10
3 = More than 12 months ago	744	2.26
9 = NEVER USED CRACK.....	32079	97.53

(CRAKREC)
I1CRKRC

Len : 1 CRACK RECENCY - IMPUTATION INDICATOR		
	Freq	Pct
1 = Questionnaire data	32871	99.93
2 = Logically assigned data.....	1	0.00
3 = Statistically imputed data.....	21	0.06

(CRAKREC)
I12CRKRC

Len : 1 CRACK RECENCY - DETAILED IMPUTATION INDICATOR		
	Freq	Pct
1 = Questionnaire data	32871	99.93
2 = Logically assigned data.....	1	0.00
3 = Statistically imputed data - lifetime use imputed	15	0.05
4 = Statistically imputed data - edited recency = 9.....	3	0.01
5 = Statistically imputed data - edited recency = 8.....	3	0.01

RECENCY OF DRUG USE

(HERREC)
IRHERRC

Len : 1 HEROIN RECENCY - IMPUTATION REVISED		
	Freq	Pct
1 = Within the past 30 days.....	50	0.15
2 = More than 30 days ago but within the past 12 mos	54	0.16
3 = More than 12 months ago	474	1.44
9 = NEVER USED HEROIN.....	32315	98.24

(HERREC)
IIHERRC

Len : 1 HEROIN RECENCY - IMPUTATION INDICATOR		
	Freq	Pct
1 = Questionnaire data	32876	99.95
2 = Logically assigned data.....	1	0.00
3 = Statistically imputed data.....	16	0.05

(HERREC)
II2HERRC

Len : 1 HEROIN RECENCY - DETAILED IMPUTATION INDICATOR		
	Freq	Pct
1 = Questionnaire data	32876	99.95
2 = Logically assigned data.....	1	0.00
3 = Statistically imputed data - lifetime use imputed	9	0.03
4 = Statistically imputed data - edited recency = 9.....	3	0.01
5 = Statistically imputed data - edited recency = 8.....	4	0.01

(HALLUCREC)
IRHALLUCREC

Len : 1 HALLUCINOGEN RECENCY - IMPUTATION REVISED		
	Freq	Pct
1 = Within the past 30 days.....	298	0.91
2 = More than 30 days ago but within the past 12 mos	871	2.65
3 = More than 12 months ago	3971	12.07
9 = NEVER USED HALLUCINOGENS	27753	84.37

(HALLUCREC)
IIHALLUCREC

Len : 1 HALLUCINOGEN RECENCY - IMPUTATION INDICATOR		
	Freq	Pct
1 = Questionnaire data	32688	99.38
2 = Logically assigned data.....	21	0.06
3 = Statistically imputed data - lifetime use imputed	95	0.29
4 = Statistically imputed data - edited recency = 9.....	68	0.21
5 = Statistically imputed data - edited recency = 8.....	21	0.06

(LSDREC)
IRLSDRC

Len : 1 LSD RECENCY - IMPUTATION REVISED		
	Freq	Pct
1 = Within the past 30 days.....	102	0.31
2 = More than 30 days ago but within the past 12 mos	399	1.21
3 = More than 12 months ago	2589	7.87
9 = NEVER USED LSD.....	29803	90.61

(LSDREC)
IILSDRC

Len : 1 LSD RECENCY - IMPUTATION INDICATOR		
	Freq	Pct
1 = Questionnaire data	32839	99.84
3 = Statistically imputed data.....	54	0.16

(LSDREC)
II2LSDRC

Len : 1 LSD RECENCY - DETAILED IMPUTATION INDICATOR		
	Freq	Pct
1 = Questionnaire data	32839	99.84
3 = Statistically imputed data - lifetime use imputed	22	0.07
4 = Statistically imputed data - edited recency = 9.....	28	0.09
5 = Statistically imputed data - edited recency = 8.....	4	0.01

RECENCY OF DRUG USE

(PCPREC)
IRPCPRC

Len : 1 PCP RECENCY - IMPUTATION REVISED		Freq	Pct
1 = Within the past 30 days.....		5	0.02
2 = More than 30 days ago but within the past 12 mos		8	0.02
3 = More than 12 months ago		458	1.39
9 = NEVER USED PCP		32422	98.57

(PCPREC)
IIPCPRC

Len : 1 PCP RECENCY - IMPUTATION INDICATOR		Freq	Pct
1 = Questionnaire data		32867	99.92
3 = Statistically imputed data.....		26	0.08

(PCPREC)
I12PCPRC

Len : 1 PCP RECENCY - DETAILED IMPUTATION INDICATOR		Freq	Pct
1 = Questionnaire data		32867	99.92
3 = Statistically imputed data - lifetime use imputed		16	0.05
4 = Statistically imputed data - edited recency = 9.....		10	0.03

(ECSTMOREC)
IRECSTMOREC

Len : 1 ECSTASY RECENCY - IMPUTATION REVISED		Freq	Pct
1 = Within the past 30 days.....		99	0.30
2 = More than 30 days ago but within the past 12 mos		330	1.00
3 = More than 12 months ago		2251	6.84
9 = NEVER USED ECSTASY		30213	91.85

(ECSTMOREC)
IIECSTMOREC

Len : 1 ECSTASY RECENCY - IMPUTATION INDICATOR		Freq	Pct
1 = Questionnaire data		32838	99.83
3 = Statistically imputed data - lifetime use imputed		24	0.07
4 = Statistically imputed data - edited recency = 9.....		27	0.08
5 = Statistically imputed data - edited recency = 8.....		4	0.01

(KETMINREC)
IRKETMINREC

Len : 1 KETAMINE RECENCY - IMPUTATION REVISED		Freq	Pct
1 = Within the past 30 days.....		23	0.07
2 = More than 30 days ago but within the past 12 mos		69	0.21
3 = More than 12 months ago		455	1.38
9 = NEVER USED KETAMINE		32346	98.34

(KETMINREC)
IIKETMINREC

Len : 1 KETAMINE RECENCY - IMPUTATION INDICATOR		Freq	Pct
1 = Questionnaire data		32861	99.90
2 = Logically assigned data.....		2	0.01
3 = Statistically imputed data - lifetime use imputed		26	0.08
4 = Statistically imputed data - edited recency = 9.....		4	0.01

(DAMTFXREC)
IRDAMTFXREC

Len : 1 DMT/AMT/FOXY RECENCY - IMPUTATION REVISED		Freq	Pct
1 = Within the past 30 days.....		21	0.06
2 = More than 30 days ago but within the past 12 mos		69	0.21
3 = More than 12 months ago		378	1.15
9 = NEVER USED DMT/AMT/FOXY		32425	98.58

RECENCY OF DRUG USE

(DAMTFXREC)
IIDAMTFXREC

Len : 1 DMT/AMT/FOXY RECENCY - IMPUTATION INDICATOR

	Freq	Pct
1 = Questionnaire data	32841	99.84
2 = Logically assigned data.....	2	0.01
3 = Statistically imputed data - lifetime use imputed	42	0.13
4 = Statistically imputed data - edited recency = 9.....	8	0.02

(SALVIAREC)
IRSALVIAREC

Len : 1 SALVIA RECENCY - IMPUTATION REVISED

	Freq	Pct
1 = Within the past 30 days.....	3	0.01
2 = More than 30 days ago but within the past 12 mos	20	0.06
3 = More than 12 months ago	657	2.00
9 = NEVER USED SALVIA	32213	97.93

(SALVIAREC)
IISALVIAREC

Len : 1 SALVIA RECENCY - IMPUTATION INDICATOR

	Freq	Pct
1 = Questionnaire data	32846	99.86
2 = Logically assigned data.....	3	0.01
3 = Statistically imputed data - lifetime use imputed	43	0.13
4 = Statistically imputed data - edited recency = 9.....	1	0.00

(INHALREC)
IRINHALREC

Len : 1 INHALANT RECENCY - IMPUTATION REVISED

	Freq	Pct
1 = Within the past 30 days.....	141	0.43
2 = More than 30 days ago but within the past 12 mos	297	0.90
3 = More than 12 months ago	2937	8.93
9 = NEVER USED INHALANTS	29518	89.74

(INHALREC)
IINHALREC

Len : 1 INHALANT RECENCY - IMPUTATION INDICATOR

	Freq	Pct
1 = Questionnaire data	32716	99.46
3 = Statistically imputed data - lifetime use imputed	88	0.27
4 = Statistically imputed data - edited recency = 9.....	85	0.26
5 = Statistically imputed data - edited recency = 8.....	4	0.01

(METHAMREC)
IRMETHAMREC

Len : 1 METHAMPHETAMINE RECENCY - IMPUTATION REVISED

	Freq	Pct
1 = Within the past 30 days.....	157	0.48
2 = More than 30 days ago but within the past 12 mos	101	0.31
3 = More than 12 months ago	1147	3.49
9 = NEVER USED METHAMPHETAMINE	31488	95.73

(METHAMREC)
IMETHAMREC

Len : 1 METHAMPHETAMINE USE RECENCY - IMPUTATION INDICATOR

	Freq	Pct
1 = Questionnaire data	32848	99.86
3 = Statistically imputed data - lifetime use imputed	35	0.11
4 = Statistically imputed data - edited recency = 9.....	4	0.01
5 = Statistically imputed data - edited recency = 8.....	6	0.02

RECENCY OF DRUG USE

NOTE: The following 10 variables refer to any use of prescription drugs. Any Use of prescription drugs is defined as either the use of one's own prescription medication as directed by a doctor or the misuse of prescription drugs. Misuse of prescription drugs is defined as use in any way not directed by a doctor, including use without a prescription of one's own medication; use in greater amounts, more often, or longer than told to take a drug; or use in any other way not directed by a doctor. Due to potential underreporting of lifetime prescription drug use, users are cautioned against using the levels 'More than 12 months ago' and 'NEVER USED XXX' in analysis for the following variables: IRPNRANYREC, ITRQANYREC, IRSTMANYREC, and IRSEDANYREC.

(PNRANYREC)

<u>IRPNRANYREC</u>	Len : 1 ANY PAIN RELIEVER RECENCY - IMPUTATION REVISED		
		Freq	Pct
	1 = Within the past 12 months	7479	22.74
	2 = More than 12 months ago	9560	29.06
	9 = NEVER USED PAIN RELIEVERS	15854	48.20

(PNRANYREC)

<u>IIPNRANYREC</u>	Len : 1 ANY PAIN RELIEVER RECENCY - IMPUTATION INDICATOR		
		Freq	Pct
	1 = Questionnaire data	32545	98.94
	3 = Statistically imputed data - lifetime use imputed	293	0.89
	4 = Statistically imputed data - edited recency = 9.....	55	0.17

(OXCANYYYR)

<u>IIOXCANYYYR</u>	Len : 1 ANY OXYCONTIN RECENCY - IMPUTATION REVISED		
		Freq	Pct
	1 = Within the past 12 months	731	2.22
	9 = Did not use in the past 12 months	32162	97.78

(OXCANYYYR)

<u>IIOXCANYYYR</u>	Len : 1 ANY OXYCONTIN RECENCY - IMPUTATION INDICATOR		
		Freq	Pct
	1 = Questionnaire data	32720	99.47
	2 = Logically assigned data.....	60	0.18
	3 = Statistically imputed data - any use imputed.....	113	0.34

(TRQANYREC)

<u>ITRQANYREC</u>	Len : 1 ANY TRANQUILIZERS RECENCY - IMPUTATION REVISED		
		Freq	Pct
	1 = Within the past 12 months	3633	11.04
	2 = More than 12 months ago	2727	8.29
	9 = NEVER USED TRANQUILIZERS.....	26533	80.66

(TRQANYREC)

<u>IITRQANYREC</u>	Len : 1 ANY TRANQUILIZERS RECENCY - IMPUTATION INDICATOR		
		Freq	Pct
	1 = Questionnaire data	32629	99.20
	3 = Statistically imputed data - lifetime use imputed	250	0.76
	4 = Statistically imputed data - edited recency = 9.....	14	0.04

(STMANYREC)

<u>IRSTMANYREC</u>	Len : 1 ANY STIMULANTS RECENCY - IMPUTATION REVISED		
		Freq	Pct
	1 = Within the past 12 months	2592	7.88
	2 = More than 12 months ago	1934	5.88
	9 = NEVER USED STIMULANTS.....	28367	86.24

(STMANYREC)

<u>IIRSTMANYREC</u>	Len : 1 ANY STIMULANTS RECENCY - IMPUTATION INDICATOR		
		Freq	Pct
	1 = Questionnaire data	32681	99.36
	3 = Statistically imputed data - lifetime use imputed	209	0.64
	4 = Statistically imputed data - edited recency = 9.....	3	0.01

RECENCY OF DRUG USE

(SEDANYREC)
IRSEDANYREC

Len : 1 ANY SEDATIVES RECENCY - IMPUTATION REVISED		
	Freq	Pct
1 = Within the past 12 months	1491	4.53
2 = More than 12 months ago	1914	5.82
9 = NEVER USED SEDATIVES	29488	89.65

(SEDANYREC)
IISEDANYREC

Len : 1 ANY SEDATIVES RECENCY - IMPUTATION INDICATOR		
	Freq	Pct
1 = Questionnaire data	32602	99.12
3 = Statistically imputed data - lifetime use imputed	281	0.85
4 = Statistically imputed data - edited recency = 9.....	10	0.03

NOTE: The following 10 variables refer to the misuse of prescription drugs. Misuse of prescription drugs is defined as use in any way not directed by a doctor, including use without a prescription of one's own medication; use in greater amounts, more often, or longer than told to take a drug; or use in any other way not directed by a doctor. Due to potential underreporting of lifetime prescription drug use, users are cautioned against using the levels 'More than 12 months ago' and 'NEVER MISUSED XXX' in analysis for the following variables: IRPNRMREC, IRTQNMREC, IRSTMNREC, and IRSEDNMREC.

(PNRNMREC)
IRPNRMREC

Len : 1 PAIN RELIEVER MISUSE RECENCY - IMPUTATION REVISED		
	Freq	Pct
1 = Within the past 30 days.....	274	0.83
2 = More than 30 days ago but within the past 12 mos	800	2.43
3 = More than 12 months ago	1865	5.67
9 = NEVER MISUSED PAIN RELIEVERS	29954	91.06

(PNRNMREC)
IIPNRMREC

Len : 1 PAIN RELIEVER MISUSE RECENCY - IMPUTATION INDICATOR		
	Freq	Pct
1 = Questionnaire data	32461	98.69
3 = Statistically imputed data - any use rec imputed	112	0.34
4 = Stat imp data - any use rec known, misuse unknown	46	0.14
5 = Statistically imputed data - edited recency = 9.....	20	0.06
6 = Statistically imputed data - edited recency = 8.....	11	0.03
7 = Stat imp data - did not misuse py, life unknown	243	0.74

(OXCNNMYR)
IROXCNNMYR

Len : 1 OXYCONTIN PAST YEAR MISUSE - IMPUTATION REVISED		
	Freq	Pct
1 = Misused in the past 12 months.....	143	0.43
9 = Did not misuse in the past 12 months	32750	99.57

(OXCNNMYR)
IIOXCNNMYR

Len : 1 OXYCONTIN PAST YEAR MISUSE - IMPUTATION INDICATOR		
	Freq	Pct
1 = Questionnaire data	32820	99.78
2 = Logically assigned data.....	2	0.01
3 = Statistically imputed data.....	71	0.22

(TRQNMREC)
IRTRQNMREC

Len : 1 TRANQUILIZER MISUSE RECENCY - IMPUTATION REVISED		
	Freq	Pct
1 = Within the past 30 days.....	187	0.57
2 = More than 30 days ago but within the past 12 mos	500	1.52
3 = More than 12 months ago	724	2.20
9 = NEVER MISUSED TRANQUILIZERS.....	31482	95.71

RECENCY OF DRUG USE

(TRQNMREC)
IITRQNMREC

Len : 1 TRANQUILIZER MISUSE RECENCY - IMPUTATION INDICATOR

	Freq	Pct
1 = Questionnaire data	32602	99.12
3 = Statistically imputed data - any use rec imputed	145	0.44
4 = Stat imp data - any use rec known, misuse unknown	21	0.06
5 = Statistically imputed data - edited recency = 9	7	0.02
6 = Statistically imputed data - edited recency = 8	1	0.00
7 = Stat imp data - did not misuse py, life unknown	117	0.36

(STMNMREC)
IRSTMNMREC

Len : 1 STIMULANT MISUSE RECENCY - IMPUTATION REVISED

	Freq	Pct
1 = Within the past 30 days	225	0.68
2 = More than 30 days ago but within the past 12 mos	550	1.67
3 = More than 12 months ago	934	2.84
9 = NEVER MISUSED STIMULANTS	31184	94.80

(STMNMREC)
IISTMNMREC

Len : 1 STIMULANT MISUSE RECENCY - IMPUTATION INDICATOR

	Freq	Pct
1 = Questionnaire data	32657	99.28
3 = Statistically imputed data - any use rec imputed	159	0.48
4 = Stat imp data - any use rec known, misuse unknown	8	0.02
5 = Statistically imputed data - edited recency = 9	2	0.01
6 = Statistically imputed data - edited recency = 8	2	0.01
7 = Stat imp data - did not misuse py, life unknown	65	0.20

(SEDNMREC)
IRSEDNMREC

Len : 1 SEDATIVE MISUSE RECENCY - IMPUTATION REVISED

	Freq	Pct
1 = Within the past 30 days	48	0.15
2 = More than 30 days ago but within the past 12 mos	105	0.32
3 = More than 12 months ago	547	1.66
9 = NEVER MISUSED SEDATIVES	32193	97.87

(SEDNMREC)
IIRSEDNMREC

Len : 1 SEDATIVE MISUSE RECENCY - IMPUTATION INDICATOR

	Freq	Pct
1 = Questionnaire data	32588	99.07
3 = Statistically imputed data - any use rec imputed	194	0.59
4 = Stat imp data - any use rec known, misuse unknown	6	0.02
6 = Statistically imputed data - edited recency = 8	2	0.01
7 = Stat imp data - did not misuse py, life unknown	103	0.31

PAST YEAR FREQUENCY OF USE

PAST YEAR FREQUENCY OF USE

NOTE: The term "Past Year Frequency" is interchangeable with the term "12-Month Frequency".

(ALCYRTOT)

I1ALCFY

Len : 3 ALCOHOL FREQUENCY PAST YEAR - IMPUTATION REVISED

	Freq	Pct
RANGE = 1 - 365	20889	63.51
991 = NEVER USED ALCOHOL	8381	25.48
993 = DID NOT USE ALCOHOL PAST YEAR	3623	11.01

(ALCYRTOT)

I1ALCFY

Len : 1 ALCOHOL FREQUENCY PAST YEAR - IMPUTATION INDICATOR

	Freq	Pct
1 = Questionnaire data	20166	61.31
2 = Logically assigned data	488	1.48
3 = Statistically imputed data	261	0.79
9 = LEGITIMATE SKIP - NOT A LIFETIME/PAST YEAR USER	11978	36.42

(ALCYRTOT)

I12ALCFY

Len : 1 ALCOHOL FREQ PAST YEAR - DETAILED IMPUTATION INDICATOR

	Freq	Pct
1 = Questionnaire data	20166	61.31
2 = Logically assigned data	488	1.48
3 = Statistically imputed data - lifetime use imputed	14	0.04
4 = Statistically imputed data - lifetime use known	247	0.75
9 = LEGITIMATE SKIP - NOT A LIFETIME/PAST YEAR USER	11978	36.42

(MJYRTOT)

I1MJFY

Len : 3 MARIJUANA FREQUENCY PAST YEAR - IMPUTATION REVISED

	Freq	Pct
RANGE = 1 - 365	6917	21.03
991 = NEVER USED MARIJUANA	18051	54.88
993 = DID NOT USE MARIJUANA PAST YEAR	7925	24.09

(MJYRTOT)

I1MJFY

Len : 1 MARIJUANA FREQUENCY PAST YEAR - IMPUTATION INDICATOR

	Freq	Pct
1 = Questionnaire data	6413	19.50
2 = Logically assigned data	354	1.08
3 = Statistically imputed data	187	0.57
9 = LEGITIMATE SKIP - NOT A LIFETIME/PAST YEAR USER	25939	78.86

(MJYRTOT)

I12MJFY

Len : 1 MARIJUANA FREQ PAST YEAR - DETAILED IMPUTATION INDICATOR

	Freq	Pct
1 = Questionnaire data	6413	19.50
2 = Logically assigned data	354	1.08
3 = Statistically imputed data - lifetime use imputed	20	0.06
4 = Statistically imputed data - lifetime use known	167	0.51
9 = LEGITIMATE SKIP - NOT A LIFETIME/PAST YEAR USER	25939	78.86

(COCYRTOT)

I1COCFY

Len : 3 COCAINE FREQUENCY PAST YEAR - IMPUTATION REVISED

	Freq	Pct
RANGE = 1 - 364	719	2.19
991 = NEVER USED COCAINE	28987	88.13
993 = DID NOT USE COCAINE PAST YEAR	3187	9.69

(COCYRTOT)

I1COCFY

Len : 1 COCAINE FREQUENCY PAST YEAR - IMPUTATION INDICATOR

	Freq	Pct
1 = Questionnaire data	667	2.03
2 = Logically assigned data	29	0.09
3 = Statistically imputed data	41	0.12
9 = LEGITIMATE SKIP - NOT A LIFETIME/PAST YEAR USER	32156	97.76

PAST YEAR FREQUENCY OF USE

(COCYRTOT)
I2COCIFY

Len : 1	COCAINE FREQ PAST YEAR - DETAILED IMPUTATION INDICATOR		
		Freq	Pct
	1 = Questionnaire data	667	2.03
	2 = Logically assigned data.....	29	0.09
	3 = Statistically imputed data - lifetime use imputed	13	0.04
	4 = Statistically imputed data - lifetime use known.....	28	0.09
	9 = LEGITIMATE SKIP - NOT A LIFETIME/PAST YEAR USER	32156	97.76

(CRKYRTOT)
IRCRKFY

Len : 3	CRACK FREQUENCY PAST YEAR - IMPUTATION REVISED		
		Freq	Pct
	RANGE = 1 - 364	70	0.21
	991 = NEVER USED CRACK	32079	97.53
	993 = DID NOT USE CRACK PAST YEAR.....	744	2.26

(CRKYRTOT)
ICRKFY

Len : 1	CRACK FREQUENCY PAST YEAR - IMPUTATION INDICATOR		
		Freq	Pct
	1 = Questionnaire data	61	0.19
	2 = Logically assigned data.....	5	0.02
	3 = Statistically imputed data.....	21	0.06
	9 = LEGITIMATE SKIP - NOT A LIFETIME/PAST YEAR USER	32806	99.74

(CRKYRTOT)
I2CRKFY

Len : 1	CRACK FREQ PAST YEAR - DETAILED IMPUTATION INDICATOR		
		Freq	Pct
	1 = Questionnaire data	61	0.19
	2 = Logically assigned data.....	5	0.02
	3 = Statistically imputed data - lifetime use imputed	15	0.05
	4 = Statistically imputed data - lifetime use known.....	6	0.02
	9 = LEGITIMATE SKIP - NOT A LIFETIME/PAST YEAR USER	32806	99.74

(HERYRTOT)
IRHERFY

Len : 3	HEROIN FREQUENCY PAST YEAR - IMPUTATION REVISED		
		Freq	Pct
	RANGE = 1 - 364	104	0.32
	991 = NEVER USED HEROIN.....	32315	98.24
	993 = DID NOT USE HEROIN PAST YEAR	474	1.44

(HERYRTOT)
IHHERFY

Len : 1	HEROIN FREQUENCY PAST YEAR - IMPUTATION INDICATOR		
		Freq	Pct
	1 = Questionnaire data	95	0.29
	2 = Logically assigned data.....	5	0.02
	3 = Statistically imputed data.....	16	0.05
	9 = LEGITIMATE SKIP - NOT A LIFETIME/PAST YEAR USER	32777	99.65

(HERYRTOT)
I2HERFY

Len : 1	HEROIN FREQ PAST YEAR - DETAILED IMPUTATION INDICATOR		
		Freq	Pct
	1 = Questionnaire data	95	0.29
	2 = Logically assigned data.....	5	0.02
	3 = Statistically imputed data - lifetime use imputed	9	0.03
	4 = Statistically imputed data - lifetime use known.....	7	0.02
	9 = LEGITIMATE SKIP - NOT A LIFETIME/PAST YEAR USER	32777	99.65

(HALLUCYFQ)
IRHALLUCYFQ

Len : 3	HALL FREQUENCY PAST YEAR - IMPUTATION REVISED		
		Freq	Pct
	RANGE = 1 - 365	1169	3.55
	991 = NEVER USED HALLUCINOGENS	27753	84.37
	993 = DID NOT USE HALLUCINOGENS PAST YEAR	3971	12.07

PAST YEAR FREQUENCY OF USE

(HALLUCYFQ)
IHALLUCYFQ

Len : 1 HALL FREQ PAST YEAR - IMPUTATION INDICATOR		Freq	Pct
1 = Questionnaire data		1095	3.33
2 = Logically assigned data.....		33	0.10
3 = Statistically imputed data - lifetime use imputed		95	0.29
4 = Statistically imputed data - lifetime use known.....		86	0.26
9 = LEGITIMATE SKIP - NOT A LIFETIME/PAST YEAR USER		31584	96.02

(INHALYFQ)
IINHALYFQ

Len : 3 INHALANT FREQUENCY PAST YEAR - IMPUTATION REVISED		Freq	Pct
RANGE = 1 - 364		438	1.33
991 = NEVER USED INHALANTS		29518	89.74
993 = DID NOT USE INHALANTS PAST YEAR.....		2937	8.93

(INHALYFQ)
IINHALYFQ

Len : 1 INHALANT FREQ PAST YEAR - IMPUTATION INDICATOR		Freq	Pct
1 = Questionnaire data		370	1.12
2 = Logically assigned data.....		33	0.10
3 = Statistically imputed data - lifetime use imputed		88	0.27
4 = Statistically imputed data - lifetime use known.....		98	0.30
9 = LEGITIMATE SKIP - NOT A LIFETIME/PAST YEAR USER		32304	98.21

(METHAMYFQ)
IRMETHAMYFQ

Len : 3 METH FREQUENCY PAST YEAR - IMPUTATION REVISED		Freq	Pct
RANGE = 1 - 365		258	0.78
991 = NEVER USED METHAMPHETAMINE		31488	95.73
993 = DID NOT USE METHAMPHETAMINE PAST YEAR		1147	3.49

(METHAMYFQ)
IMETHAMYFQ

Len : 1 METH FREQ PAST YEAR - IMPUTATION INDICATOR		Freq	Pct
1 = Questionnaire data		228	0.69
2 = Logically assigned data.....		15	0.05
3 = Statistically imputed data - lifetime use imputed		35	0.11
4 = Statistically imputed data - lifetime use known.....		16	0.05
9 = LEGITIMATE SKIP - NOT A LIFETIME/PAST YEAR USER		32599	99.11

PAST MONTH FREQUENCY OF USE

PAST MONTH FREQUENCY OF USE

NOTE: The term "Past Month Frequency" is interchangeable with the term "30-Day Frequency".

(CG30EST, CIG30USE)

<u>IRCIGFM</u>	Len : 2 CIG FREQUENCY PAST MONTH - IMPUTATION REVISED		
	RANGE = 1 - 30	Freq	Pct
	91 = NEVER USED CIGARETTES.....	4107	12.49
	93 = DID NOT USE CIGARETTES PAST MONTH.....	18268	55.54
		10518	31.98

(CG30EST, CIG30USE)

<u>IICIGFM</u>	Len : 1 CIG FREQUENCY PAST MONTH - IMPUTATION INDICATOR		
	1 = Questionnaire data	Freq	Pct
	2 = Logically assigned data.....	4079	12.40
	3 = Statistically imputed data.....	25	0.08
	9 = LEGITIMATE SKIP - NOT A LIFETIME/PAST MONTH USER	10	0.03
		28779	87.49

(CG30EST, CIG30USE)

<u>IICIGFM</u>	Len : 1 CIG FREQUENCY PAST MONTH - DETAILED IMPUTATION INDICATOR		
	1 = Questionnaire data	Freq	Pct
	2 = Logically assigned data.....	4079	12.40
	4 = Statistically imputed data - lifetime use known.....	25	0.08
	9 = LEGITIMATE SKIP - NOT A LIFETIME/PAST MONTH USER	10	0.03
		28779	87.49

(CGR30USE, CI30EST)

<u>IRCGRFM</u>	Len : 2 CIGAR FREQUENCY PAST MONTH - IMPUTATION REVISED		
	RANGE = 1 - 30	Freq	Pct
	91 = NEVER USED CIGARS	1169	3.55
	93 = DID NOT USE CIGARS PAST MONTH.....	23623	71.82
		8101	24.63

(CGR30USE, CI30EST)

<u>IICGRFM</u>	Len : 1 CIGAR FREQUENCY PAST MONTH - IMPUTATION INDICATOR		
	1 = Questionnaire data	Freq	Pct
	2 = Logically assigned data.....	1155	3.51
	3 = Statistically imputed data.....	9	0.03
	9 = LEGITIMATE SKIP - NOT A LIFETIME/PAST MONTH USER	20	0.06
		31709	96.40

(CGR30USE, CI30EST)

<u>IICGRFM</u>	Len : 1 CIGAR FREQUENCY PAST MONTH - DETAILED IMPUTATION INDICATOR		
	1 = Questionnaire data	Freq	Pct
	2 = Logically assigned data.....	1155	3.51
	3 = Statistically imputed data - lifetime use imputed	9	0.03
	4 = Statistically imputed data - lifetime use known.....	11	0.03
	9 = LEGITIMATE SKIP - NOT A LIFETIME/PAST MONTH USER	9	0.03
		31709	96.40

(SMKLSS30E, SMKLSS30N)

<u>IRSMKLSS30N</u>	Len : 2 SMOKELESS TOBACCO FREQUENCY PAST MONTH - IMPUTATION REVISED		
	RANGE = 1 - 30	Freq	Pct
	91 = NEVER USED SMOKELESS TOBACCO.....	863	2.62
	93 = DID NOT USE SMOKELESS TOBACCO PAST MONTH.....	28396	86.33
		3628	11.03

(SMKLSS30E, SMKLSS30N)

<u>IISMKLSS30N</u>	Len : 1 SMOKELESS TOBACCO FREQUENCY PAST MONTH - IMPUTATION INDICATOR		
	1 = Questionnaire data	Freq	Pct
	2 = Logically assigned data.....	863	2.62
	3 = Statistically imputed data - lifetime use imputed	5	0.02
	4 = Statistically imputed data - lifetime use known.....	12	0.04
	9 = LEGITIMATE SKIP - NOT A LIFETIME/PAST MONTH USER	2	0.01
		32011	97.32

PAST MONTH FREQUENCY OF USE

(AL30EST, ALCDAYS)

IRALCFM

Len : 2 ALCOHOL FREQUENCY PAST MONTH - IMPUTATION REVISED

	Freq	Pct
RANGE = 1 - 30.....	16094	48.93
91 = NEVER USED ALCOHOL.....	8381	25.48
93 = DID NOT USE ALCOHOL PAST MONTH.....	8418	25.59

(AL30EST, ALCDAYS)

I1ALCFM

Len : 1 ALCOHOL FREQUENCY PAST MONTH - IMPUTATION INDICATOR

	Freq	Pct
1 = Questionnaire data.....	15814	48.08
2 = Logically assigned data.....	64	0.19
3 = Statistically imputed data.....	345	1.05
9 = LEGITIMATE SKIP - NOT A LIFETIME/PAST MONTH USER.....	16670	50.68

(AL30EST, ALCDAYS)

I2ALCFM

Len : 1 ALCOHOL FREQUENCY PAST MONTH - DETAILED IMPUTATION INDICATOR

	Freq	Pct
1 = Questionnaire data.....	15814	48.08
2 = Logically assigned data.....	64	0.19
3 = Statistically imputed data - lifetime use imputed.....	14	0.04
4 = Statistically imputed data - lifetime use known.....	331	1.01
9 = LEGITIMATE SKIP - NOT A LIFETIME/PAST MONTH USER.....	16670	50.68

"Binge" Alcohol Frequency, IRALCBNG30D, is defined as the number of days in the past month on which the respondent reported drinking five or more drinks on the same occasion for males or four or more drinks on the same occasion for females. For this variable, "occasion" means at the same time or within a couple hours of each other. Prior to 2015, "binge" alcohol frequency was defined as the number of days in the past month on which the respondent reported drinking five or more drinks on the same occasion for everyone, regardless of sex. Therefore, IRALCBNG30D is comparable to the version of this variable created from 2002-2014, IRALCD5, among males but not overall or among females.

(ALCBNG30D)

IRALCBNG30D

Len : 2 BINGE ALCOHOL FREQUENCY PAST MONTH - IMPUTATION REVISED

	Freq	Pct
RANGE = 0 - 30.....	16094	48.93
91 = NEVER USED ALCOHOL.....	8381	25.48
93 = DID NOT USE ALCOHOL PAST MONTH.....	8418	25.59

(ALCBNG30D)

I1ALCBNG30D

Len : 1 BINGE ALCOHOL FREQUENCY PAST MONTH - IMPUTATION INDICATOR

	Freq	Pct
1 = Questionnaire data.....	15731	47.82
2 = Logically assigned data.....	27	0.08
3 = Statistically imputed data - recency of use imputed.....	258	0.78
4 = Statistically imputed data - recency of use known.....	207	0.63
9 = LEGITIMATE SKIP - NOT A LIFETIME/PAST MONTH USER.....	16670	50.68

(MJDAY30A, MR30EST)

IRMJFM

Len : 2 MARIJUANA FREQUENCY PAST MONTH - IMPUTATION REVISED

	Freq	Pct
RANGE = 1 - 30.....	4421	13.44
91 = NEVER USED MARIJUANA.....	18051	54.88
93 = DID NOT USE MARIJUANA PAST MONTH.....	10421	31.68

(MJDAY30A, MR30EST)

I1MJFM

Len : 1 MARIJUANA FREQUENCY PAST MONTH - IMPUTATION INDICATOR

	Freq	Pct
1 = Questionnaire data.....	4323	13.14
2 = Logically assigned data.....	26	0.08
3 = Statistically imputed data.....	167	0.51
9 = LEGITIMATE SKIP - NOT A LIFETIME/PAST MONTH USER.....	28377	86.27

PAST MONTH FREQUENCY OF USE

(MJDAY30A, MR30EST)

I12MJFM

Len : 1 MARIJUANA FREQ PAST MONTH - DETAILED IMPUTATION INDICATOR

	Freq	Pct
1 = Questionnaire data	4323	13.14
2 = Logically assigned data.....	26	0.08
3 = Statistically imputed data - lifetime use imputed	20	0.06
4 = Statistically imputed data - lifetime use known.....	147	0.45
9 = LEGITIMATE SKIP - NOT A LIFETIME/PAST MONTH USER	28377	86.27

(CC30EST, COCUS30A)

IRCOCFM

Len : 2 COCAINE FREQUENCY PAST MONTH - IMPUTATION REVISED

	Freq	Pct
RANGE = 1 - 30	213	0.65
91 = NEVER USED COCAINE	28987	88.13
93 = DID NOT USE COCAINE PAST MONTH.....	3693	11.23

(CC30EST, COCUS30A)

IRCOCFM

Len : 1 COCAINE FREQUENCY PAST MONTH - IMPUTATION INDICATOR

	Freq	Pct
1 = Questionnaire data	192	0.58
2 = Logically assigned data.....	10	0.03
3 = Statistically imputed data.....	41	0.12
9 = LEGITIMATE SKIP - NOT A LIFETIME/PAST MONTH USER	32650	99.26

(CC30EST, COCUS30A)

I12COCFM

Len : 1 COCAINE FREQUENCY PAST MONTH - DETAILED IMPUTATION INDICATOR

	Freq	Pct
1 = Questionnaire data	192	0.58
2 = Logically assigned data.....	10	0.03
3 = Statistically imputed data - lifetime use imputed	13	0.04
4 = Statistically imputed data - lifetime use known.....	28	0.09
9 = LEGITIMATE SKIP - NOT A LIFETIME/PAST MONTH USER	32650	99.26

(CR30EST, CRKUS30A)

IRCRKFM

Len : 2 CRACK FREQUENCY PAST MONTH - IMPUTATION REVISED

	Freq	Pct
RANGE = 1 - 30	36	0.11
91 = NEVER USED CRACK	32079	97.53
93 = DID NOT USE CRACK PAST MONTH.....	778	2.37

(CR30EST, CRKUS30A)

I1CRKFM

Len : 1 CRACK FREQUENCY PAST MONTH - IMPUTATION INDICATOR

	Freq	Pct
1 = Questionnaire data	33	0.10
2 = Logically assigned data.....	1	0.00
3 = Statistically imputed data.....	21	0.06
9 = LEGITIMATE SKIP - NOT A LIFETIME/PAST MONTH USER	32838	99.83

(CR30EST, CRKUS30A)

I12CRKFM

Len : 1 CRACK FREQUENCY PAST MONTH - DETAILED IMPUTATION INDICATOR

	Freq	Pct
1 = Questionnaire data	33	0.10
2 = Logically assigned data.....	1	0.00
3 = Statistically imputed data - lifetime use imputed	15	0.05
4 = Statistically imputed data - lifetime use known.....	6	0.02
9 = LEGITIMATE SKIP - NOT A LIFETIME/PAST MONTH USER	32838	99.83

(HER30USE, HR30EST)

IRHERFM

Len : 2 HEROIN FREQUENCY PAST MONTH - IMPUTATION REVISED

	Freq	Pct
RANGE = 1 - 30	50	0.15
91 = NEVER USED HEROIN.....	32315	98.24
93 = DID NOT USE HEROIN PAST MONTH.....	528	1.61

PAST MONTH FREQUENCY OF USE

(HER30USE, HR30EST)

IHERFM Len : 1 HEROIN FREQUENCY PAST MONTH - IMPUTATION INDICATOR

	Freq	Pct
1 = Questionnaire data	47	0.14
2 = Logically assigned data.....	1	0.00
3 = Statistically imputed data.....	17	0.05
9 = LEGITIMATE SKIP - NOT A LIFETIME/PAST MONTH USER	32828	99.80

(HER30USE, HR30EST)

I2HERFM Len : 1 HEROIN FREQ PAST MONTH - DETAILED IMPUTATION INDICATOR

	Freq	Pct
1 = Questionnaire data	47	0.14
2 = Logically assigned data.....	1	0.00
3 = Statistically imputed data - lifetime use imputed	9	0.03
4 = Statistically imputed data - lifetime use known.....	8	0.02
9 = LEGITIMATE SKIP - NOT A LIFETIME/PAST MONTH USER	32828	99.80

(HALLUC30E, HALLUC30N)

IRHALLUC30N Len : 2 HALLUCINOGEN FREQUENCY PAST MONTH - IMPUTATION REVISED

	Freq	Pct
RANGE = 1 - 30	298	0.91
91 = NEVER USED HALLUCINOGENS	27753	84.37
93 = DID NOT USE HALLUCINOGENS PAST MONTH	4842	14.72

(HALLUC30E, HALLUC30N)

IHALLUC30N Len : 1 HALLUCINOGEN FREQUENCY PAST MONTH - IMPUTATION INDICATOR

	Freq	Pct
1 = Questionnaire data	280	0.85
2 = Logically assigned data.....	2	0.01
3 = Statistically imputed data - lifetime use imputed	95	0.29
4 = Statistically imputed data - lifetime use known.....	97	0.29
9 = LEGITIMATE SKIP - NOT A LIFETIME/PAST MONTH USER	32419	98.56

(INHAL30ES, INHAL30N)

IRINHAL30N Len : 2 INHALANT FREQUENCY PAST MONTH - IMPUTATION REVISED

	Freq	Pct
RANGE = 1 - 30.....	141	0.43
91 = NEVER USED INHALANTS	29518	89.74
93 = DID NOT USE INHALANTS PAST MONTH	3234	9.83

(INHAL30ES, INHAL30N)

IINHAL30N Len : 1 INHALANT FREQUENCY PAST MONTH - IMPUTATION INDICATOR

	Freq	Pct
1 = Questionnaire data	126	0.38
2 = Logically assigned data.....	4	0.01
3 = Statistically imputed data - lifetime use imputed	88	0.27
4 = Statistically imputed data - lifetime use known.....	91	0.28
9 = LEGITIMATE SKIP - NOT A LIFETIME/PAST MONTH USER	32584	99.06

(METHAM30E, METHAM30N)

IRMETHAM30N Len : 2 METHAMPHETAMINE FREQUENCY PAST MONTH - IMPUTATION REVISED

	Freq	Pct
RANGE = 1 - 30	157	0.48
91 = NEVER USED METHAMPHETAMINE	31488	95.73
93 = DID NOT USE METHAMPHETAMINE PAST MONTH	1248	3.79

(METHAM30E, METHAM30N)

IMETHAM30N Len : 1 METHAMPHETAMINE FREQUENCY PAST MONTH - IMPUTATION INDICATOR

	Freq	Pct
1 = Questionnaire data	148	0.45
2 = Logically assigned data.....	1	0.00
3 = Statistically imputed data - lifetime use imputed	35	0.11
4 = Statistically imputed data - lifetime use known.....	12	0.04
9 = LEGITIMATE SKIP - NOT A LIFETIME/PAST MONTH USER	32697	99.40

PAST MONTH FREQUENCY OF USE

(PNRNM30ES, PNRNM30FQ)

IRPNRNM30FQ Len : 2 PAIN RELIEVERS MISUSE FREQ PAST MONTH - IMPUTATION REVISED

	Freq	Pct
RANGE = 1 - 30	274	0.83
91 = NEVER MISUSED PAIN RELIEVERS	29954	91.06
93 = DID NOT MISUSE PAIN RELIEVERS PAST MONTH	2665	8.10

(PNRNM30ES, PNRNM30FQ)

IIPNRNM30FQ Len : 1 PAIN RELIEVERS MISUSE FREQ PAST MONTH - IMPUTATION INDICATOR

	Freq	Pct
1 = Questionnaire data	258	0.78
2 = Logically assigned data	6	0.02
3 = Statistically imputed data - lifetime misuse imputed	158	0.48
4 = Statistically imputed data - lifetime misuse known	33	0.10
9 = LEGITIMATE SKIP - NOT A LIFETIME/PAST MONTH MISUSER	32438	98.62

(TRQNM30ES, TRQNM30FQ)

IITRQNM30FQ Len : 2 TRANQUILIZERS MISUSE FREQ PAST MONTH - IMPUTATION REVISED

	Freq	Pct
RANGE = 1 - 30	187	0.57
91 = NEVER MISUSED TRANQUILIZERS	31482	95.71
93 = DID NOT MISUSE TRANQUILIZERS PAST MONTH	1224	3.72

(TRQNM30ES, TRQNM30FQ)

IITRQNM30FQ Len : 1 TRANQUILIZERS MISUSE FREQ PAST MONTH - IMPUTATION INDICATOR

	Freq	Pct
1 = Questionnaire data	185	0.56
3 = Statistically imputed data - lifetime misuse imputed	166	0.50
4 = Statistically imputed data - lifetime misuse known	8	0.02
9 = LEGITIMATE SKIP - NOT A LIFETIME/PAST MONTH MISUSER	32534	98.91

(STMNM30ES, STMNM30FQ)

IIRSTMNM30FQ Len : 2 STIMULANTS MISUSE FREQUENCY PAST MONTH - IMPUTATION REVISED

	Freq	Pct
RANGE = 1 - 30	225	0.68
91 = NEVER MISUSED STIMULANTS	31184	94.80
93 = DID NOT MISUSE STIMULANTS PAST MONTH	1484	4.51

(STMNM30ES, STMNM30FQ)

IIRSTMNM30FQ Len : 1 STIMULANTS MISUSE FREQ PAST MONTH - IMPUTATION INDICATOR

	Freq	Pct
1 = Questionnaire data	218	0.66
2 = Logically assigned data	1	0.00
3 = Statistically imputed data - lifetime misuse imputed	167	0.51
4 = Statistically imputed data - lifetime misuse known	6	0.02
9 = LEGITIMATE SKIP - NOT A LIFETIME/PAST MONTH MISUSER	32501	98.81

(SEDNM30ES, SEDNM30FQ)

IRSEDNM30FQ Len : 2 SEDATIVES MISUSE FREQUENCY PAST MONTH - IMPUTATION REVISED

	Freq	Pct
RANGE = 1 - 30	48	0.15
91 = NEVER MISUSED SEDATIVES	32193	97.87
93 = DID NOT MISUSE SEDATIVES PAST MONTH	652	1.98

(SEDNM30ES, SEDNM30FQ)

IISEDNM30FQ Len : 1 SEDATIVES MISUSE FREQUENCY PAST MONTH - IMPUTATION INDICATOR

	Freq	Pct
1 = Questionnaire data	47	0.14
3 = Statistically imputed data - lifetime misuse imputed	200	0.61
4 = Statistically imputed data - lifetime misuse known	2	0.01
9 = LEGITIMATE SKIP - NOT A LIFETIME/PAST MONTH MISUSER	32644	99.24

AGE/DATE OF FIRST DRUG USE

AGE/DATE OF FIRST DRUG USE

(CIGTRY)
IRCIGAGE

Len : 3 CIGARETTE AGE OF FIRST USE - IMPUTATION REVISED		
RANGE = 1 - 55	Freq	Pct
991 = NEVER USED.....	14625	44.46
	18268	55.54

(CIGTRY)
IICIGAGE

Len : 1 CIGARETTE AGE OF FIRST USE - IMPUTATION INDICATOR		
1 = Questionnaire data	Freq	Pct
2 = Logically assigned data.....	14508	44.11
3 = Statistically imputed data.....	5	0.02
9 = LEGITIMATE SKIP - NOT A LIFETIME USER.....	112	0.34
	18268	55.54

(CIGYFU, IRCIGAGE)
IRCIGYFU

Len : 4 CIGARETTE YEAR OF FIRST USE - IMPUTATION REVISED		
RANGE = 1933 - 2020	Freq	Pct
9999 = NEVER USED.....	14625	44.46
	18268	55.54

(CIGYFU, IRCIGAGE)
IICIGYFU

Len : 1 CIGARETTE YEAR OF FIRST USE - IMPUTATION INDICATOR		
1 = Questionnaire data	Freq	Pct
2 = Logically assigned data.....	429	1.30
3 = Statistically imputed data.....	1	0.00
9 = LEGITIMATE SKIP - NOT A LIFETIME USER.....	14195	43.16
	18268	55.54

(CIGAGE)
IRCDUAGE

Len : 3 DAILY CIGARETTE AGE OF FIRST USE - IMPUTATION REVISED		
RANGE = 1 - 64	Freq	Pct
991 = NEVER USED.....	7162	21.77
993 = NEVER A DAILY USER.....	18268	55.54
	7463	22.69

(CIGAGE)
IICDUAGE

Len : 1 DAILY CIGARETTE AGE OF FIRST USE - IMPUTATION INDICATOR		
1 = Questionnaire data	Freq	Pct
2 = Logically assigned data.....	7123	21.66
3 = Statistically imputed data.....	1	0.00
9 = LEGITIMATE SKIP - NOT A LIFETIME/DAILY CIG USER.....	40	0.12
	25729	78.22

(CIGDLYFU, IRCDUAGE)
IRCD2YFU

Len : 4 DAILY CIGARETTE YFU - USING CIGDLYFU - IMPUTATION REVISED		
RANGE = 1939 - 2020	Freq	Pct
9993 = NEVER A DAILY USER.....	7162	21.77
9999 = NEVER USED.....	7463	22.69
	18268	55.54

(CIGDLYFU, IRCDUAGE)
IICD2YFU

Len : 1 DAILY CIGARETTE YEAR OF FIRST USE - IMPUTATION INDICATOR		
1 = Questionnaire data	Freq	Pct
3 = Statistically imputed data.....	125	0.38
9 = LEGITIMATE SKIP - NOT A LIFETIME/DAILY CIG USER.....	7039	21.40
	25729	78.22

(CIGARTRY)
IRCGRAGE

Len : 3 CIGAR AGE OF FIRST USE - IMPUTATION REVISED		
RANGE = 1 - 75	Freq	Pct
991 = NEVER USED.....	9270	28.18
	23623	71.82

AGE/DATE OF FIRST DRUG USE

(CIGARTRY)
IICGRAGE

Len : 1 CIGAR AGE OF FIRST USE - IMPUTATION INDICATOR

	Freq	Pct
1 = Questionnaire data	9139	27.78
3 = Statistically imputed data.....	136	0.41
9 = LEGITIMATE SKIP - NOT A LIFETIME USER.....	23618	71.80

(CIGARYFU, IRCGRAGE)
IRCGRYFU

Len : 4 CIGAR YEAR OF FIRST USE - IMPUTATION REVISED

	Freq	Pct
RANGE = 1936 - 2020	9270	28.18
9999 = NEVER USED.....	23623	71.82

(CIGARYFU, IRCGRAGE)
IICGRYFU

Len : 1 CIGAR YEAR OF FIRST USE - IMPUTATION INDICATOR

	Freq	Pct
1 = Questionnaire data	452	1.37
3 = Statistically imputed data.....	8823	26.82
9 = LEGITIMATE SKIP - NOT A LIFETIME USER.....	23618	71.80

(SMKLSSTRY)
IRSMKLSSTRY

Len : 3 SMOKELESS TOBACCO AGE OF FIRST USE - IMPUTATION REVISED

	Freq	Pct
RANGE = 1 - 70	4497	13.67
991 = NEVER USED.....	28396	86.33

(SMKLSSTRY)
IIRSMKLSSTRY

Len : 1 SMOKELESS TOBACCO AGE OF FIRST USE - IMPUTATION INDICATOR

	Freq	Pct
1 = Questionnaire data	4438	13.49
3 = Statistically imputed data.....	70	0.21
9 = LEGITIMATE SKIP - NOT A LIFETIME USER.....	28385	86.29

(IRSMKLSSTRY, SMKLSYFU)
IRSMKLSYFU

Len : 4 SMOKELESS TOBACCO YEAR OF FIRST USE - IMPUTATION REVISED

	Freq	Pct
RANGE = 1936 - 2020	4497	13.67
9999 = NEVER USED.....	28396	86.33

(IRSMKLSSTRY, SMKLSYFU)
IIRSMKLSYFU

Len : 1 SMOKELESS TOBACCO YEAR OF FIRST USE - IMPUTATION INDICATOR

	Freq	Pct
1 = Questionnaire data	248	0.75
3 = Statistically imputed data.....	4260	12.95
9 = LEGITIMATE SKIP - NOT A LIFETIME USER.....	28385	86.29

(ALCTRY)
IRALCAGE

Len : 3 ALCOHOL AGE OF FIRST USE - IMPUTATION REVISED

	Freq	Pct
RANGE = 1 - 66	24512	74.52
991 = NEVER USED.....	8381	25.48

(ALCTRY)
IIRALCAGE

Len : 1 ALCOHOL AGE OF FIRST USE - IMPUTATION INDICATOR

	Freq	Pct
1 = Questionnaire data	24295	73.86
3 = Statistically imputed data.....	225	0.68
9 = LEGITIMATE SKIP - NOT A LIFETIME USER.....	8373	25.46

(ALCYFU, IIRALCAGE)
IIRALCYFU

Len : 4 ALCOHOL YEAR OF FIRST USE - IMPUTATION REVISED

	Freq	Pct
RANGE = 1926 - 2020	24512	74.52
9999 = NEVER USED.....	8381	25.48

AGE/DATE OF FIRST DRUG USE

(ALCYFU, IRALCAGE)

IALCYFU

Len : 1 ALCOHOL YEAR OF FIRST USE - IMPUTATION INDICATOR

	Freq	Pct
1 = Questionnaire data	1476	4.49
3 = Statistically imputed data.....	23044	70.06
9 = LEGITIMATE SKIP - NOT A LIFETIME USER.....	8373	25.46

(MJAGE)

IMJAGE

Len : 3 MARIJUANA AGE OF FIRST USE - IMPUTATION REVISED

	Freq	Pct
RANGE = 1 - 83	14842	45.12
991 = NEVER USED.....	18051	54.88

(MJAGE)

IMJAGE

Len : 1 MARIJUANA AGE OF FIRST USE - IMPUTATION INDICATOR

	Freq	Pct
1 = Questionnaire data	14760	44.87
3 = Statistically imputed data.....	93	0.28
9 = LEGITIMATE SKIP - NOT A LIFETIME USER.....	18040	54.84

(IRMJAGE, MJYFU)

IRMJYFU

Len : 4 MARIJUANA YEAR OF FIRST USE - IMPUTATION REVISED

	Freq	Pct
RANGE = 1948 - 2020	14842	45.12
9999 = NEVER USED.....	18051	54.88

(IRMJAGE, MJYFU)

IRMJYFU

Len : 1 MARIJUANA YEAR OF FIRST USE - IMPUTATION INDICATOR

	Freq	Pct
1 = Questionnaire data	958	2.91
3 = Statistically imputed data.....	13895	42.24
9 = LEGITIMATE SKIP - NOT A LIFETIME USER.....	18040	54.84

(COCAGE)

IRCOCAGE

Len : 3 COCAINE AGE OF FIRST USE - IMPUTATION REVISED

	Freq	Pct
RANGE = 4 - 55	3906	11.87
991 = NEVER USED.....	28987	88.13

(COCAGE)

IRCOCAGE

Len : 1 COCAINE AGE OF FIRST USE - IMPUTATION INDICATOR

	Freq	Pct
1 = Questionnaire data	3847	11.70
2 = Logically assigned data.....	39	0.12
3 = Statistically imputed data.....	30	0.09
9 = LEGITIMATE SKIP - NOT A LIFETIME USER.....	28977	88.09

(COCYFU, IRCOCAGE)

IRCOCYFU

Len : 4 COCAINE YEAR OF FIRST USE - IMPUTATION REVISED

	Freq	Pct
RANGE = 1958 - 2020	3906	11.87
9999 = NEVER USED.....	28987	88.13

(COCYFU, IRCOCAGE)

IRCOCYFU

Len : 1 COCAINE YEAR OF FIRST USE - IMPUTATION INDICATOR

	Freq	Pct
1 = Questionnaire data	196	0.60
3 = Statistically imputed data.....	3720	11.31
9 = LEGITIMATE SKIP - NOT A LIFETIME USER.....	28977	88.09

AGE/DATE OF FIRST DRUG USE

(CRKAGE)
IRCRKAGE

Len : 3	CRACK AGE OF FIRST USE - IMPUTATION REVISED		
	RANGE = 10 - 55	Freq	Pct
	991 = NEVER USED.....	814	2.47
		32079	97.53

(CRKAGE)
IICRKAGE

Len : 1	CRACK AGE OF FIRST USE - IMPUTATION INDICATOR		
	1 = Questionnaire data	Freq	Pct
	3 = Statistically imputed data.....	811	2.47
	9 = LEGITIMATE SKIP - NOT A LIFETIME USER.....	17	0.05
		32065	97.48

(CRKYFU, IRCRKAGE)
IRCRKYFU

Len : 4	CRACK YEAR OF FIRST USE - IMPUTATION REVISED		
	RANGE = 1967 - 2020	Freq	Pct
	9999 = NEVER USED.....	814	2.47
		32079	97.53

(CRKYFU, IRCRKAGE)
IICRKYFU

Len : 1	CRACK YEAR OF FIRST USE - IMPUTATION INDICATOR		
	1 = Questionnaire data	Freq	Pct
	3 = Statistically imputed data.....	15	0.05
	9 = LEGITIMATE SKIP - NOT A LIFETIME USER.....	813	2.47
		32065	97.48

(HERAGE)
IRHERAGE

Len : 3	HEROIN AGE OF FIRST USE - IMPUTATION REVISED		
	RANGE = 4 - 70.....	Freq	Pct
	991 = NEVER USED.....	578	1.76
		32315	98.24

(HERAGE)
IIRHERAGE

Len : 1	HEROIN AGE OF FIRST USE - IMPUTATION INDICATOR		
	1 = Questionnaire data	Freq	Pct
	3 = Statistically imputed data.....	578	1.76
	9 = LEGITIMATE SKIP - NOT A LIFETIME USER.....	9	0.03
		32306	98.22

(HERYFU, IRHERAGE)
IRHERYFU

Len : 4	HEROIN YEAR OF FIRST USE - IMPUTATION REVISED		
	RANGE = 1954 - 2020	Freq	Pct
	9999 = NEVER USED.....	578	1.76
		32315	98.24

(HERYFU, IRHERAGE)
IIRHERYFU

Len : 1	HEROIN YEAR OF FIRST USE - IMPUTATION INDICATOR		
	1 = Questionnaire data	Freq	Pct
	3 = Statistically imputed data.....	11	0.03
	9 = LEGITIMATE SKIP - NOT A LIFETIME USER.....	576	1.75
		32306	98.22

(HALLUCAGE)
IRHALLUCAGE

Len : 3	HALLUCINOGEN AGE OF FIRST USE - IMPUTATION REVISED		
	RANGE = 1 - 72.....	Freq	Pct
	991 = NEVER USED.....	5140	15.63
		27753	84.37

AGE/DATE OF FIRST DRUG USE

(HALLUCAGE)
IHALLUCAGE

Len : 1	HALLUCINOGEN AGE OF FIRST USE - IMPUTATION INDICATOR		
		Freq	Pct
	1 = Questionnaire data	5005	15.22
	2 = Logically assigned data.....	55	0.17
	3 = Statistically imputed data.....	167	0.51
	9 = LEGITIMATE SKIP - NOT A LIFETIME USER.....	27666	84.11

(HALLUCYFU, IRHALLUCAGE)
IRHALLUCYFU

Len : 4	HALLUCINOGEN YEAR OF FIRST USE - IMPUTATION REVISED		
		Freq	Pct
	RANGE = 1955 - 2020	5140	15.63
	9999 = NEVER USED.....	27753	84.37

(HALLUCYFU, IRHALLUCAGE)
IHALLUCYFU

Len : 1	HALLUCINOGEN YEAR OF FIRST USE - IMPUTATION INDICATOR		
		Freq	Pct
	1 = Questionnaire data	400	1.22
	2 = Logically assigned data.....	9	0.03
	3 = Statistically imputed data.....	4818	14.65
	9 = LEGITIMATE SKIP - NOT A LIFETIME USER.....	27666	84.11

(LSDAGE)
IRLSDAGE

Len : 3	LSD AGE OF FIRST USE - IMPUTATION REVISED		
		Freq	Pct
	RANGE = 7 - 49	3090	9.39
	991 = NEVER USED.....	29803	90.61

(LSDAGE)
IILSDAGE

Len : 1	LSD AGE OF FIRST USE - IMPUTATION INDICATOR		
		Freq	Pct
	1 = Questionnaire data	3042	9.25
	3 = Statistically imputed data.....	68	0.21
	9 = LEGITIMATE SKIP - NOT A LIFETIME USER.....	29783	90.55

(IRLSDAGE, LSDYFU)
IRLSDYFU

Len : 4	LSD YEAR OF FIRST USE - IMPUTATION REVISED		
		Freq	Pct
	RANGE = 1960 - 2020	3090	9.39
	9999 = NEVER USED.....	29803	90.61

(IRLSDAGE, LSDYFU)
IILSDYFU

Len : 1	LSD YEAR OF FIRST USE - IMPUTATION INDICATOR		
		Freq	Pct
	1 = Questionnaire data	266	0.81
	3 = Statistically imputed data.....	2844	8.65
	9 = LEGITIMATE SKIP - NOT A LIFETIME USER.....	29783	90.55

(PCPAGE)
IRPCPAGE

Len : 3	PCP AGE OF FIRST USE - IMPUTATION REVISED		
		Freq	Pct
	RANGE = 4 - 40	471	1.43
	991 = NEVER USED.....	32422	98.57

(PCPAGE)
IIPCPAGE

Len : 1	PCP AGE OF FIRST USE - IMPUTATION INDICATOR		
		Freq	Pct
	1 = Questionnaire data	452	1.37
	3 = Statistically imputed data.....	34	0.10
	9 = LEGITIMATE SKIP - NOT A LIFETIME USER.....	32407	98.52

AGE/DATE OF FIRST DRUG USE

(IRPCPAGE, PCPYFU)

IRPCPYFU

Len : 4 PCP YEAR OF FIRST USE - IMPUTATION REVISED

	Freq	Pct
RANGE = 1956 - 2020	471	1.43
9999 = NEVER USED.....	32422	98.57

(IRPCPAGE, PCPYFU)

IIPCPYFU

Len : 1 PCP YEAR OF FIRST USE - IMPUTATION INDICATOR

	Freq	Pct
1 = Questionnaire data	7	0.02
3 = Statistically imputed data.....	479	1.46
9 = LEGITIMATE SKIP - NOT A LIFETIME USER.....	32407	98.52

(ECSTMOAGE)

IIECSTMOAGE

Len : 3 ECSTASY AGE OF FIRST USE - IMPUTATION REVISED

	Freq	Pct
RANGE = 5 - 62	2680	8.15
991 = NEVER USED.....	30213	91.85

(ECSTMOAGE)

IIECSTMOAGE

Len : 1 ECSTASY AGE OF FIRST USE - IMPUTATION INDICATOR

	Freq	Pct
1 = Questionnaire data	2657	8.08
3 = Statistically imputed data.....	45	0.14
9 = LEGITIMATE SKIP - NOT A LIFETIME USER.....	30191	91.79

(ECSTMOYFU, IRECSTMOAGE)

IIECSTMOYFU

Len : 4 ECSTASY YEAR OF FIRST USE - IMPUTATION REVISED

	Freq	Pct
RANGE = 1962 - 2020	2680	8.15
9999 = NEVER USED.....	30213	91.85

(ECSTMOYFU, IRECSTMOAGE)

IIECSTMOYFU

Len : 1 ECSTASY YEAR OF FIRST USE - IMPUTATION INDICATOR

	Freq	Pct
1 = Questionnaire data	204	0.62
3 = Statistically imputed data.....	2498	7.59
9 = LEGITIMATE SKIP - NOT A LIFETIME USER.....	30191	91.79

(INHALAGE)

IIRINHALAGE

Len : 3 INHALANTS AGE OF FIRST USE - IMPUTATION REVISED

	Freq	Pct
RANGE = 1 - 63	3375	10.26
991 = NEVER USED.....	29518	89.74

(INHALAGE)

IIRINHALAGE

Len : 1 INHALANTS AGE OF FIRST USE - IMPUTATION INDICATOR

	Freq	Pct
1 = Questionnaire data	3156	9.59
3 = Statistically imputed data.....	298	0.91
9 = LEGITIMATE SKIP - NOT A LIFETIME USER.....	29439	89.50

(INHALYFU, IRINHALAGE)

IIRINHALYFU

Len : 4 INHALANTS YEAR OF FIRST USE - IMPUTATION REVISED

	Freq	Pct
RANGE = 1949 - 2020	3375	10.26
9999 = NEVER USED.....	29518	89.74

(INHALYFU, IRINHALAGE)

IIRINHALYFU

Len : 1 INHALANTS YEAR OF FIRST USE - IMPUTATION INDICATOR

	Freq	Pct
1 = Questionnaire data	201	0.61
3 = Statistically imputed data.....	3253	9.89
9 = LEGITIMATE SKIP - NOT A LIFETIME USER.....	29439	89.50

AGE/DATE OF FIRST DRUG USE

(METHAMAGE)
IRMETHAMAGE

Len : 3	METHAMPHETAMINE AGE OF FIRST USE - IMPUTATION REVISED		
	RANGE = 3 - 61	Freq	Pct
	991 = NEVER USED.....	1405	4.27
		31488	95.73

(METHAMAGE)
IIMETHAMAGE

Len : 1	METHAMPHETAMINE AGE OF FIRST USE - IMPUTATION INDICATOR		
	1 = Questionnaire data	Freq	Pct
	3 = Statistically imputed data.....	1393	4.23
	9 = LEGITIMATE SKIP - NOT A LIFETIME USER.....	44	0.13
		31456	95.63

(IRMETHAMAGE, METHAMYFU)
IRMETHAMYFU

Len : 4	METHAMPHETAMINE YEAR OF FIRST USE - IMPUTATION REVISED		
	RANGE = 1953 - 2020	Freq	Pct
	9999 = NEVER USED.....	1405	4.27
		31488	95.73

(IRMETHAMAGE, METHAMYFU)
IIMETHAMYFU

Len : 1	METHAMPHETAMINE YEAR OF FIRST USE - IMPUTATION INDICATOR		
	1 = Questionnaire data	Freq	Pct
	3 = Statistically imputed data.....	41	0.12
	9 = LEGITIMATE SKIP - NOT A LIFETIME USER.....	1396	4.24
		31456	95.63

The following eight variables pertain to past year initiation of prescription drugs. Past year initiation of prescription drugs is defined as the misuse of the drug for the first time in the 12 months prior to the date of the interview.

(PNRNMINIT)
IRPNRNMINIT

Len : 2	PAST YR INITIATE PAIN RELIEVERS MISUSE - IMPUTATION REVISED		
	1 = Past year initiate.....	Freq	Pct
	2 = Not a past year initiate	198	0.60
	91 = NEVER MISUSED.....	876	2.66
	93 = NO PAST YEAR MISUSE.....	29954	91.06
		1865	5.67

(PNRNMINIT)
IIPNRNMINIT

Len : 2	PAST YR INITIATE PAIN RELIEVER MISUSE - IMPUTATION INDICATOR		
	1 = Questionnaire Data	Freq	Pct
	3 = Statistically imputed - recency known	32711	99.45
	4 = Statistically imputed - recency imputed	2	0.01
		180	0.55

(TRQNMINIT)
IRTRQNMINIT

Len : 2	PAST YR INITIATE TRANQUILIZER MISUSE - IMPUTATION REVISED		
	1 = Past year initiate.....	Freq	Pct
	2 = Not a past year initiate	147	0.45
	91 = NEVER MISUSED.....	540	1.64
	93 = NO PAST YEAR MISUSE.....	31482	95.71
		724	2.20

(TRQNMINIT)
IITRQNMINIT

Len : 2	PAST YR INITIATE TRANQUILIZER MISUSE - IMPUTATION INDICATOR		
	1 = Questionnaire Data	Freq	Pct
	4 = Statistically imputed - recency imputed	32719	99.47
		174	0.53

(STMNMINIT)
IRSTMNMINIT

Len : 2	PAST YR INITIATE STIMULANT MISUSE - IMPUTATION REVISED		
	1 = Past year initiate.....	Freq	Pct
	2 = Not a past year initiate	142	0.43
	91 = NEVER MISUSED.....	633	1.92
	93 = NO PAST YEAR MISUSE.....	31184	94.80
		934	2.84

AGE/DATE OF FIRST DRUG USE

(*STMNMINIT*)
IISTMNMINIT

Len : 2	PAST YR INITIATE STIMULANT MISUSE - IMPUTATION INDICATOR		
		Freq	Pct
	1 = Questionnaire Data	32721	99.48
	3 = Statistically imputed - recency known	2	0.01
	4 = Statistically imputed - recency imputed	170	0.52

(*SEDNMINIT*)
IRSEDNMINIT

Len : 2	PAST YR INITIATE SEDATIVE MISUSE - IMPUTATION REVISED		
		Freq	Pct
	1 = Past year initiate.....	38	0.12
	2 = Not a past year initiate	115	0.35
	91 = NEVER MISUSED.....	32193	97.87
	93 = NO PAST YEAR MISUSE.....	547	1.66

(*SEDNMINIT*)
IISEDNMINIT

Len : 2	PAST YR INITIATE SEDATIVE MISUSE - IMPUTATION INDICATOR		
		Freq	Pct
	1 = Questionnaire Data	32692	99.39
	4 = Statistically imputed - recency imputed	201	0.61

NOTE: The following four variables pertain to the age and date of first misuse of pain relievers. Respondents who were past year initiates (IRPNRNMINIT=1), that is respondents who misused pain relievers for the first time in the 12 months prior to the date of the interview, are included in the domain. Respondents who are not past year initiates (IRPNRNMINIT ne 1) receive an appropriate skip code.

(*PNRNMAGE, PNRNMYFU*)
IRPNRNMYFU

Len : 4	PAIN RELIEVER YEAR OF FIRST MISUSE - IMPUTATION REVISED		
		Freq	Pct
	RANGE = 2019 - 2020	198	0.60
	9993 = NOT A PAST YEAR INITIATE	2741	8.33
	9999 = NEVER MISUSED.....	29954	91.06

(*PNRNMAGE, PNRNMYFU*)
IIPNRNMYFU

Len : 1	PAIN RELIEVER YEAR OF FIRST MISUSE - IMPUTATION INDICATOR		
		Freq	Pct
	1 = Questionnaire data	146	0.44
	3 = Statistically imputed data - Past year initiation imputed	182	0.55
	4 = Statistically imputed data - Past year initiation known.....	44	0.13
	9 = LEGITIMATE SKIP - NOT A PAST YEAR INITIATE	32521	98.87

(*IRPNRNMYFU, PNRNAGE*)
IRPNRNAGE

Len : 3	PAIN RELIEVER AGE OF FIRST MISUSE - IMPUTATION REVISED		
		Freq	Pct
	RANGE = 11 - 78	198	0.60
	993 = NOT A PAST YEAR INITIATE	2741	8.33
	999 = NEVER MISUSED.....	29954	91.06

(*IRPNRNMYFU, PNRNAGE*)
IIPNRNAGE

Len : 1	PAIN RELIEVER AGE OF FIRST MISUSE - IMPUTATION INDICATOR		
		Freq	Pct
	1 = Questionnaire data	148	0.45
	3 = Statistically imputed data - Past year initiation imputed	182	0.55
	4 = Statistically imputed data - Past year initiation known.....	42	0.13
	9 = LEGITIMATE SKIP - NOT A PAST YEAR INITIATE	32521	98.87

AGE/DATE OF FIRST DRUG USE

NOTE: The following four variables pertain to the age and date of first misuse of tranquilizers. Respondents who were past year initiates (IRTRQNMUNIT=1), that is respondents who misused tranquilizers for the first time in the 12 months prior to the date of the interview, are included in the domain. Respondents who are not past year initiates (IRTRQNMUNIT ne 1) receive an appropriate skip code.

(TRQNMAE, TRQNMUFU)

IRTRQNMUFU Len : 4 TRANQUILIZER YEAR OF FIRST MISUSE - IMPUTATION REVISED

	Freq	Pct
RANGE = 2019 - 2020	147	0.45
9993 = NOT A PAST YEAR INITIATE	1264	3.84
9999 = NEVER MISUSED.....	31482	95.71

(TRQNMAE, TRQNMUFU)

IITRQNMUFU Len : 1 TRANQUILIZER YEAR OF FIRST MISUSE - IMPUTATION INDICATOR

	Freq	Pct
1 = Questionnaire data	134	0.41
3 = Statistically imputed data - Past year initiation imputed	174	0.53
4 = Statistically imputed data - Past year initiation known.....	5	0.02
9 = LEGITIMATE SKIP - NOT A PAST YEAR INITIATE	32580	99.05

(IRTRQNMUFU, TRQNMAE)

IRTRQNMAGE Len : 3 TRANQUILIZER AGE OF FIRST MISUSE - IMPUTATION REVISED

	Freq	Pct
RANGE = 12 - 71	147	0.45
993 = NOT A PAST YEAR INITIATE	1264	3.84
999 = NEVER MISUSED.....	31482	95.71

(IRTRQNMUFU, TRQNMAE)

IITRQNMAGE Len : 1 TRANQUILIZER AGE OF FIRST MISUSE - IMPUTATION INDICATOR

	Freq	Pct
1 = Questionnaire data	136	0.41
3 = Statistically imputed data - Past year initiation imputed	174	0.53
4 = Statistically imputed data - Past year initiation known.....	3	0.01
9 = LEGITIMATE SKIP - NOT A PAST YEAR INITIATE	32580	99.05

NOTE: The following four variables pertain to the age and date of first misuse of stimulants. Respondents who were past year initiates (IRSTMNMUNIT=1), that is respondents who misused stimulants for the first time in the 12 months prior to the date of the interview, are included in the domain. Respondents who are not past year initiates (IRSTMNMUNIT ne 1) receive an appropriate skip code.

(STMNMAE, STMNMUFU)

IRSTMNMUFU Len : 4 STIMULANTS YEAR OF FIRST MISUSE - IMPUTATION REVISED

	Freq	Pct
RANGE = 2019 - 2020	142	0.43
9993 = NOT A PAST YEAR INITIATE	1567	4.76
9999 = NEVER MISUSED.....	31184	94.80

(STMNMAE, STMNMUFU)

IIRSTMNMUFU Len : 1 STIMULANTS YEAR OF FIRST MISUSE - IMPUTATION INDICATOR

	Freq	Pct
1 = Questionnaire data	135	0.41
3 = Statistically imputed data - Past year initiation imputed	172	0.52
4 = Statistically imputed data - Past year initiation known.....	5	0.02
9 = LEGITIMATE SKIP - NOT A PAST YEAR INITIATE	32581	99.05

(IRSTMNMUFU, STMNMAE)

IIRSTMNMAGE Len : 3 STIMULANTS AGE OF FIRST MISUSE - IMPUTATION REVISED

	Freq	Pct
RANGE = 11 - 50	142	0.43
993 = NOT A PAST YEAR INITIATE	1567	4.76
999 = NEVER MISUSED.....	31184	94.80

AGE/DATE OF FIRST DRUG USE

(IRSTMNYFU, STMNAGE)

IRSTMNYFU Len : 1 STIMULANTS AGE OF FIRST MISUSE - IMPUTATION INDICATOR

	Freq	Pct
1 = Questionnaire data	136	0.41
3 = Statistically imputed data - Past year initiation imputed	172	0.52
4 = Statistically imputed data - Past year initiation known.....	4	0.01
9 = LEGITIMATE SKIP - NOT A PAST YEAR INITIATE	32581	99.05

NOTE: The following four variables pertain to the age and date of first misuse of sedatives. Respondents who were past year initiates (IRSEDNMINIT=1), that is respondents who misused sedatives for the first time in the 12 months prior to the date of the interview, are included in the domain. Respondents who are not past year initiates (IRSEDNMINIT ne 1) receive an appropriate skip code.

(SEDNAGE, SEDNMYFU)

IRSEDNMYFU Len : 4 SEDATIVES YEAR OF FIRST MISUSE - IMPUTATION REVISED

	Freq	Pct
RANGE = 2019 - 2020	38	0.12
9993 = NOT A PAST YEAR INITIATE	662	2.01
9999 = NEVER MISUSED.....	32193	97.87

(SEDNAGE, SEDNMYFU)

ISEDNMYFU Len : 1 SEDATIVES YEAR OF FIRST MISUSE - IMPUTATION INDICATOR

	Freq	Pct
1 = Questionnaire data	33	0.10
3 = Statistically imputed data - Past year initiation imputed	201	0.61
4 = Statistically imputed data - Past year initiation known.....	4	0.01
9 = LEGITIMATE SKIP - NOT A PAST YEAR INITIATE	32655	99.28

(IRSEDNMYFU, SEDNAGE)

IRSEDNAGE Len : 3 SEDATIVES AGE OF FIRST MISUSE - IMPUTATION REVISED

	Freq	Pct
RANGE = 13 - 82	38	0.12
993 = NOT A PAST YEAR INITIATE	662	2.01
999 = NEVER MISUSED.....	32193	97.87

(IRSEDNMYFU, SEDNAGE)

ISEDNAGE Len : 1 SEDATIVES AGE OF FIRST MISUSE - IMPUTATION INDICATOR

	Freq	Pct
1 = Questionnaire data	33	0.10
3 = Statistically imputed data - Past year initiation imputed	201	0.61
4 = Statistically imputed data - Past year initiation known.....	4	0.01
9 = LEGITIMATE SKIP - NOT A PAST YEAR INITIATE	32655	99.28

RECODED DRUG USE

RECODED DRUG USE

NOTE: Certain source variables that were used to create recoded variables have valid values that might not have been reported or assigned for the current survey year. However, these values have been included in the general specifications in the codebook on how the recoded variables were created. See additional details about this issue in the Organization of the Data File section of this codebook introduction.

(IRCIGRC)
CIGFLAG

Len : 1	RC-CIGARETTES - EVER USED		
	0 = Never used (IRCIGRC = 9)	Freq	Pct
	1 = Ever used (IRCIGRC = 1-4)	18268	55.54
		14625	44.46

(IRCIGRC)
CIGYR

Len : 1	RC-CIGARETTES - PAST YEAR USE		
	0 = Did not use in the past year (IRCIGRC = 3,4,9)	Freq	Pct
	1 = Used within the past year (IRCIGRC = 1,2)	27358	83.17
		5535	16.83

(IRCIGRC)
CIGMON

Len : 1	RC-CIGARETTES - PAST MONTH USE		
	0 = Did not use in the past month (IRCIGRC = 2-4,9)	Freq	Pct
	1 = Used within the past month (IRCIGRC = 1)	28786	87.51
		4107	12.49

(IRCGRRC)
CGRFLAG

Len : 1	RC-CIGARS - EVER USED		
	0 = Never used (IRCGRRC = 9)	Freq	Pct
	1 = Ever used (IRCGRRC = 1-4)	23623	71.82
		9270	28.18

(IRCGRRC)
CGRYR

Len : 1	RC-CIGARS - PAST YEAR USE		
	0 = Did not use in the past year (IRCGRRC = 3,4,9)	Freq	Pct
	1 = Used within the past year (IRCGRRC = 1,2)	30384	92.37
		2509	7.63

(IRCGRRC)
CGRMON

Len : 1	RC-CIGARS - PAST MONTH USE		
	0 = Did not use in the past month (IRCGRRC = 2-4,9)	Freq	Pct
	1 = Used within the past month (IRCGRRC = 1)	31724	96.45
		1169	3.55

(IRPIPLF)
PIPFLAG

Len : 1	RC-PIPES - EVER USED		
	0 = Never Used (IRPIPLF = 9)	Freq	Pct
	1 = Ever Used (IRPIPLF = 1)	30201	91.82
		2692	8.18

(IRPIP MN)
PIPMON

Len : 1	RC-PIPES - PAST MONTH USE		
	0 = Did not use in the past month (IRPIP MN = 2,9)	Freq	Pct
	1 = Used within the past month (IRPIP MN = 1)	32675	99.34
		218	0.66

(IRSMKLS SREC)
SMKLS SFLAG

Len : 1	RC-SMOKELESS TOBACCO - EVER USED		
	0 = Never Used (IRSMKLS SREC = 9)	Freq	Pct
	1 = Ever Used (IRSMKLS SREC = 1-4)	28396	86.33
		4497	13.67

RECORDED DRUG USE

(IRSMKLSREC)
SMKLSSYR

Len : 1 RC-SMOKELESS TOBACCO - PAST YEAR USE

	Freq	Pct
0 = Did not use in the past year (IRSMKLSREC = 3,4,9)	31623	96.14
1 = Used within the past year (IRSMKLSREC = 1,2)	1270	3.86

(IRSMKLSREC)
SMKLSSMON

Len : 1 RC-SMOKELESS TOBACCO - PAST MONTH USE

	Freq	Pct
0 = Did not use in the past month (IRSMKLSREC= 2-4,9).....	32024	97.36
1 = Used within the past month (IRSMKLSREC = 1).....	869	2.64

Respondents were classified as having smoked cigarettes as the only form of tobacco used in the past month (TOBCIGONL=1) if they smoked cigarettes in the past month (CIGMON=1) and did not use cigars, pipes, or smokeless tobacco in the past month (CGRMON=0 and PIPMON=0 and SMKLSSMON=0). Respondents were classified as having used both cigarettes and another tobacco product in the past month (TOBCIGONL=2) if they smoked cigarettes in the past month (CIGMON=1) and used any of cigars, pipes, or smokeless tobacco in the past month (CGRMON=1 or PIPMON=1 or SMKLSSMON=1). Respondents were classified as having used a tobacco product but not cigarettes in the past month (TOBCIGONL=3) if they did not smoke cigarettes in the past month (CIGMON=0) and used any of cigars, pipes, or smokeless tobacco in the past month (CGRMON=1 or PIPMON=1 or SMKLSSMON=1).

(CGRMON, CIGMON, PIPMON, SMKLSSMON)
TOBCIGONL

Len : 1 RC-CIGARETTE/NONCIGARETTE TOBACCO ONLY - PAST MONTH USE

	Freq	Pct
1 = Smoked cigarettes as only form of tob (See comment above).....	3266	9.93
2 = Used both cigarettes and other tob prod (See comment above).....	841	2.56
3 = Used tobacco product but not cigarettes (See comment above)	1202	3.65
4 = Did not use tobacco products in the past month (Otherwise)	27584	83.86

(CGRFLAG, CIGFLAG, PIPFLAG, SMKLSSFLAG)
TOBFLAG

Len : 1 RC-ANY TOBACCO - EVER USED

	Freq	Pct
0 = Never Used (All source variables = 0)	16235	49.36
1 = Ever Used (Any source variable = 1)	16658	50.64

(CGRYR, CIGYR, PIPMON, SMKLSSYR)
TOBYR

Len : 1 RC-ANY TOBACCO - PAST YEAR USE

	Freq	Pct
0 = Did not use in the past year (All source variables = 0).....	25613	77.87
1 = Used within the past year (Any source variable = 1).....	7280	22.13

(CGRMON, CIGMON, PIPMON, SMKLSSMON)
TOBMON

Len : 1 RC-ANY TOBACCO - PAST MONTH USE

	Freq	Pct
0 = Did not use in the past month (All source variables = 0)	27584	83.86
1 = Used within the past month (Any source variable = 1)	5309	16.14

(IRALCRC)
ALCFLAG

Len : 1 RC-ALCOHOL - EVER USED

	Freq	Pct
0 = Never used (IRALCRC = 9)	8381	25.48
1 = Ever used (IRALCRC = 1-3)	24512	74.52

(IRALCRC)
ALCYR

Len : 1 RC-ALCOHOL - PAST YEAR USE

	Freq	Pct
0 = Did not use in the past year (IRALCRC = 3,9)	12004	36.49
1 = Used within the past year (IRALCRC = 1,2)	20889	63.51

(IRALCRC)
ALCMON

Len : 1 RC-ALCOHOL - PAST MONTH USE

	Freq	Pct
0 = Did not use in the past month (IRALCRC = 2-3,9).....	16799	51.07
1 = Used within the past month (IRALCRC = 1).....	16094	48.93

RECODED DRUG USE

(IRMJRC)
MRJFLAG

Len : 1	RC-MARIJUANA - EVER USED		
	0 = Never used (IRMJRC = 9).....	Freq	Pct
	1 = Ever used (IRMJRC = 1-3).....	18051	54.88
		14842	45.12

(IRMJRC)
MRJYR

Len : 1	RC-MARIJUANA - PAST YEAR USE		
	0 = Did not use in the past year (IRMJRC = 3,9).....	Freq	Pct
	1 = Used within the past year (IRMJRC = 1,2).....	25976	78.97
		6917	21.03

(IRMJRC)
MRJMON

Len : 1	RC-MARIJUANA - PAST MONTH USE		
	0 = Did not use in the past month (IRMJRC = 2-3,9).....	Freq	Pct
	1 = Used within the past month (IRMJRC = 1).....	28472	86.56
		4421	13.44

(IRCOCRC)
COCFLAG

Len : 1	RC-COCAINE - EVER USED		
	0 = Never used (IRCOCRC = 9).....	Freq	Pct
	1 = Ever used (IRCOCRC = 1-3).....	28987	88.13
		3906	11.87

(IRCOCRC)
COCYR

Len : 1	RC-COCAINE - PAST YEAR USE		
	0 = Did not use in the past year (IRCOCRC = 3,9).....	Freq	Pct
	1 = Used within the past year (IRCOCRC = 1,2).....	32174	97.81
		719	2.19

(IRCOCRC)
COCMON

Len : 1	RC-COCAINE - PAST MONTH USE		
	0 = Did not use in the past month (IRCOCRC = 2-3,9).....	Freq	Pct
	1 = Used within the past month (IRCOCRC = 1).....	32680	99.35
		213	0.65

(IRCRKRC)
CRKFLAG

Len : 1	RC-"CRACK" - EVER USED		
	0 = Never used (IRCRKRC = 9).....	Freq	Pct
	1 = Ever used (IRCRKRC = 1-3).....	32079	97.53
		814	2.47

(IRCRKRC)
CRKYR

Len : 1	RC-"CRACK" - PAST YEAR USE		
	0 = Did not use in the past year (IRCRKRC = 3,9).....	Freq	Pct
	1 = Used within the past year (IRCRKRC = 1,2).....	32823	99.79
		70	0.21

(IRCRKRC)
CRKMON

Len : 1	RC-"CRACK" - PAST MONTH USE		
	0 = Did not use in the past month (IRCRKRC = 2-3,9).....	Freq	Pct
	1 = Used within the past month (IRCRKRC = 1).....	32857	99.89
		36	0.11

(IRHERRC)
HERFLAG

Len : 1	RC-HEROIN - EVER USED		
	0 = Never used (IRHERRC = 9).....	Freq	Pct
	1 = Ever used (IRHERRC = 1-3).....	32315	98.24
		578	1.76

RECODED DRUG USE

(IRHERRC)
HERYR

Len : 1	RC-HEROIN - PAST YEAR USE		
	0 = Did not use in the past year (IRHERRC = 3,9)	Freq	Pct
	1 = Used within the past year (IRHERRC = 1,2)	32789	99.68
		104	0.32

(IRHERRC)
HERMON

Len : 1	RC-HEROIN - PAST MONTH USE		
	0 = Did not use in the past month (IRHERRC = 2-3,9).....	Freq	Pct
	1 = Used within the past month (IRHERRC = 1).....	32843	99.85
		50	0.15

(IRHALLUCREC)
HALLUCFLAG

Len : 1	RC-HALLUCINOGENS - EVER USED		
	0 = Never used (IRHALLUCREC = 9).....	Freq	Pct
	1 = Ever used (IRHALLUCREC = 1-3).....	27753	84.37
		5140	15.63

(IRHALLUCREC)
HALLUCYR

Len : 1	RC-HALLUCINOGENS - PAST YEAR USE		
	0 = Did not use in the past year (IRHALLUCREC = 3,9).....	Freq	Pct
	1 = Used within the past year (IRHALLUCREC = 1,2).....	31724	96.45
		1169	3.55

(IRHALLUCREC)
HALLUCMON

Len : 1	RC-HALLUCINOGENS - PAST MONTH USE		
	0 = Did not use in the past month (IRHALLUCREC= 2-3,9).....	Freq	Pct
	1 = Used within the past month (IRHALLUCREC = 1)	32595	99.09
		298	0.91

(IRLSDRC)
LSDFLAG

Len : 1	RC-LSD - EVER USED		
	0 = Never used (IRLSDRC = 9).....	Freq	Pct
	1 = Ever used (IRLSDRC = 1-3).....	29803	90.61
		3090	9.39

(IRLSDRC)
LSDYR

Len : 1	RC-LSD - PAST YEAR USE		
	0 = Did not use in the past year (IRLSDRC = 3,9).....	Freq	Pct
	1 = Used within the past year (IRLSDRC = 1,2).....	32392	98.48
		501	1.52

(IRLSDRC)
LSDMON

Len : 1	RC-LSD - PAST MONTH USE		
	0 = Did not use in the past month (IRLSDRC = 2-3,9).....	Freq	Pct
	1 = Used within the past month (IRLSDRC = 1)	32791	99.69
		102	0.31

(IRPCPRC)
PCPFLAG

Len : 1	RC-PCP - EVER USED		
	0 = Never used (IRPCPRC = 9)	Freq	Pct
	1 = Ever used (IRPCPRC = 1-3).....	32422	98.57
		471	1.43

(IRPCPRC)
PCPYR

Len : 1	RC-PCP - PAST YEAR USE		
	0 = Did not use in the past year (IRPCPRC = 3,9).....	Freq	Pct
	1 = Used within the past year (IRPCPRC = 1,2).....	32880	99.96
		13	0.04

RECODED DRUG USE

(IRPCPRC)
PCPMON

Len : 1 RC-PCP - PAST MONTH USE

	Freq	Pct
0 = Did not use in the past month (IRPCPRC = 2-3,9)	32888	99.98
1 = Used within the past month (IRPCPRC = 1).....	5	0.02

(IRECSTMOREC)
ECSTMFLAG

Len : 1 RC-ECSTASY - EVER USED

	Freq	Pct
0 = Never used (IRECSTMOREC = 9).....	30213	91.85
1 = Ever used (IRECSTMOREC = 1-3).....	2680	8.15

(IRECSTMOREC)
ECSTMOR

Len : 1 RC-ECSTASY - PAST YEAR USE

	Freq	Pct
0 = Did not use in the past year (IRECSTMOREC = 3,9).....	32464	98.70
1 = Used within the past year (IRECSTMOREC = 1,2).....	429	1.30

(IRECSTMOREC)
ECSTMOMON

Len : 1 RC-ECSTASY - PAST MONTH USE

	Freq	Pct
0 = Did not use in the past month (IRECSTMOREC= 2-3,9).....	32794	99.70
1 = Used within the past month (IRECSTMOREC = 1).....	99	0.30

(IRDAMTFXREC)
DAMTFXFLAG

Len : 1 RC-DMT/AMT/FOXY - EVER USED

	Freq	Pct
0 = Never used (IRDAMTFXREC = 9).....	32425	98.58
1 = Ever used (IRDAMTFXREC = 1-3).....	468	1.42

(IRDAMTFXREC)
DAMTFXYR

Len : 1 RC-DMT/AMT/FOXY - PAST YEAR USE

	Freq	Pct
0 = Did not use in the past year (IRDAMTFXREC = 3,9).....	32803	99.73
1 = Used within the past year (IRDAMTFXREC = 1,2).....	90	0.27

(IRDAMTFXREC)
DAMTFXMON

Len : 1 RC-DMT/AMT/FOXY - PAST MONTH USE

	Freq	Pct
0 = Did not use in the past month (IRDAMTFXREC= 2-3,9)	32872	99.94
1 = Used within the past month (IRDAMTFXREC = 1).....	21	0.06

(IRKETMINREC)
KETMINFLAG

Len : 1 RC-KETAMINE - EVER USED

	Freq	Pct
0 = Never used (IRKETMINREC = 9)	32346	98.34
1 = Ever used (IRKETMINREC = 1-3)	547	1.66

(IRKETMINREC)
KETMINYR

Len : 1 RC-KETAMINE - PAST YEAR USE

	Freq	Pct
0 = Did not use in the past year (IRKETMINREC = 3,9)	32801	99.72
1 = Used within the past year (IRKETMINREC = 1,2)	92	0.28

(IRKETMINREC)
KETMINMON

Len : 1 RC-KETAMINE - PAST MONTH USE

	Freq	Pct
0 = Did not use in the past month (IRKETMINREC= 2-3,9).....	32870	99.93
1 = Used within the past month (IRKETMINREC = 1).....	23	0.07

RECODED DRUG USE

(*IRSALVIAREC*)
SALVIAFLAG

Len : 1 RC-SALVIA - EVER USED

	Freq	Pct
0 = Never used (IRSALVIAREC = 9)	32213	97.93
1 = Ever used (IRSALVIAREC = 1-3)	680	2.07

(*IRSALVIAREC*)
SALVIAYR

Len : 1 RC-SALVIA - PAST YEAR USE

	Freq	Pct
0 = Did not use in the past year (IRSALVIAREC = 3,9)	32870	99.93
1 = Used within the past year (IRSALVIAREC = 1,2)	23	0.07

(*IRSALVIAREC*)
SALVIAMON

Len : 1 RC-SALVIA - PAST MONTH USE

	Freq	Pct
0 = Did not use in the past month (IRSALVIAREC= 2-3,9).....	32890	99.99
1 = Used within the past month (IRSALVIAREC = 1).....	3	0.01

(*IRINHALREC*)
INHALFLAG

Len : 1 RC-INHALANTS - EVER USED

	Freq	Pct
0 = Never used (IRINHALREC = 9).....	29518	89.74
1 = Ever used (IRINHALREC = 1-3)	3375	10.26

(*IRINHALREC*)
INHALYR

Len : 1 RC-INHALANTS - PAST YEAR USE

	Freq	Pct
0 = Did not use in the past year (IRINHALREC = 3,9)	32455	98.67
1 = Used within the past year (IRINHALREC = 1,2)	438	1.33

(*IRINHALREC*)
INHALMON

Len : 1 RC-INHALANTS - PAST MONTH USE

	Freq	Pct
0 = Did not use in the past month (IRINHALREC = 2-3,9).....	32752	99.57
1 = Used within the past month (IRINHALREC = 1).....	141	0.43

(*IRMETHAMREC*)
METHAMFLAG

Len : 1 RC-METHAMPHETAMINE - EVER USED

	Freq	Pct
0 = Never used (IRMETHAMREC = 9)	31488	95.73
1 = Ever used (IRMETHAMREC = 1-3)	1405	4.27

(*IRMETHAMREC*)
METHAMYR

Len : 1 RC-METHAMPHETAMINE - PAST YEAR USE

	Freq	Pct
0 = Did not use in the past year (IRMETHAMREC = 3,9)	32635	99.22
1 = Used within the past year (IRMETHAMREC = 1,2)	258	0.78

(*IRMETHAMREC*)
METHAMMON

Len : 1 RC-METHAMPHETAMINE - PAST MONTH USE

	Freq	Pct
0 = Did not use in the past month (IRMETHAMREC= 2-3,9).....	32736	99.52
1 = Used within the past month (IRMETHAMREC = 1).....	157	0.48

RECODED DRUG USE

NOTE: The following 13 variables refer to any use of prescription drugs. Any Use of prescription drugs is defined as either the use of one's own prescription medication as directed by a doctor or the misuse of prescription drugs. Misuse of prescription drugs is defined as use in any way not directed by a doctor, including use without a prescription of one's own medication; use in greater amounts, more often, or longer than told to take a drug; or use in any other way not directed by a doctor.

Due to potential underreporting of lifetime prescription drug use, users are cautioned against using the lifetime use or misuse of prescription pain relievers (ever used/ever misused) in analysis.

(IRPNRANYREC)
PNRANYFLAG

Len : 1 RC-ANY PAIN RELIEVER - EVER USED

	Freq	Pct
0 = Never used (IRPNRANYREC = 9).....	15854	48.20
1 = Ever used (IRPNRANYREC = 1-2)	17039	51.80

(IRPNRANYREC)
PNRANYR

Len : 1 RC-ANY PAIN RELIEVER - PAST YEAR USE

	Freq	Pct
0 = Did not use in the past year (IRPNRANYREC = 2,9).....	25414	77.26
1 = Used within the past year (IRPNRANYREC = 1)	7479	22.74

(IROXCANYR)
OXYCNANYR

Len : 1 RC-OXYCONTIN - PAST YEAR USE

	Freq	Pct
0 = Did not use in the past year (IROXCANYR = 9)	32162	97.78
1 = Used within the past year (IROXCANYR = 1)	731	2.22

Due to potential underreporting of lifetime prescription drug use, users are cautioned against using the lifetime use or misuse of prescription tranquilizers (ever used/ever misused) in analysis.

(IRTRQANYREC)
TRQANYFLAG

Len : 1 RC-ANY TRANQUILIZERS - EVER USED

	Freq	Pct
0 = Never used (IRTRQANYREC = 9)	26533	80.66
1 = Ever used (IRTRQANYREC = 1-2)	6360	19.34

(IRTRQANYREC)
TRQANYR

Len : 1 RC-ANY TRANQUILIZERS - PAST YEAR USE

	Freq	Pct
0 = Did not use in the past year (IRTRQANYREC = 2,9).....	29260	88.96
1 = Used within the past year (IRTRQANYREC = 1)	3633	11.04

Due to potential underreporting of lifetime prescription drug use, users are cautioned against using the lifetime use or misuse of prescription stimulants (ever used/ever misused) in analysis.

(IRSTMANYREC)
STMANYFLAG

Len : 1 RC-ANY STIMULANTS - EVER USED

	Freq	Pct
0 = Never used (IRSTMANYREC = 9).....	28367	86.24
1 = Ever used (IRSTMANYREC = 1-2)	4526	13.76

(IRSTMANYREC)
STMANYR

Len : 1 RC-ANY STIMULANTS - PAST YEAR USE

	Freq	Pct
0 = Did not use in the past year (IRSTMANYREC = 2,9).....	30301	92.12
1 = Used within the past year (IRSTMANYREC = 1)	2592	7.88

Due to potential underreporting of lifetime prescription drug use, users are cautioned against using the lifetime use or misuse of prescription sedatives (ever used/ever misused) in analysis.

(IRSEDANYREC)
SEDANYFLAG

Len : 1 RC-ANY SEDATIVES - EVER USED

	Freq	Pct
0 = Never used (IRSEDANYREC = 9).....	29488	89.65
1 = Ever used (IRSEDANYREC = 1-2).....	3405	10.35

RECODED DRUG USE

(IRSEDANYREC)

SEDANYYYR

Len : 1 RC-ANY SEDATIVES - PAST YEAR USE

	Freq	Pct
0 = Did not use in the past year (IRSEDANYREC = 2,9).....	31402	95.47
1 = Used within the past year (IRSEDANYREC = 1).....	1491	4.53

Due to potential underreporting of lifetime prescription drug use, users are cautioned against using the lifetime any use of tranquilizers or sedatives in analysis.

(SEDANYFLAG, TRQANYFLAG)

TQSDANYFLG

Len : 1 RC-ANY TRANQUILIZERS OR SEDATIVES - EVER USED

	Freq	Pct
0 = Never used (Otherwise)	25240	76.73
1 = Ever used (TRQANYFLAG=1 OR SEDANYFLAG=1).....	7653	23.27

(SEDANYYYR, TRQANYYYR)

TQSDANYYYR

Len : 1 RC-ANY TRANQUILIZERS OR SEDATIVES - PAST YEAR USE

	Freq	Pct
0 = Did not use in the past year (Otherwise).....	28453	86.50
1 = Used in the past year (TRQANYYYR=1 OR SEDANYYYR=1).....	4440	13.50

Due to potential underreporting of lifetime prescription drug use, users are cautioned against using the lifetime use or misuse of any prescription psychotherapeutics (ever used/ever misused) in analysis.

(PNRANYFLAG, SEDANYFLAG, STMANYFLAG, TRQANYFLAG)

PSYANYFLAG

Len : 1 RC-ANY PSYCHOTHERAPEUTICS - EVER USED

	Freq	Pct
0 = Never used (All source variables = 0).....	13815	42.00
1 = Ever used (Any source variable = 1).....	19078	58.00

(PNRANYYYR, SEDANYYYR, STMANYYYR, TRQANYYYR)

PSYANYYYR

Len : 1 RC-ANY PSYCHOTHERAPEUTICS - PAST YEAR USE

	Freq	Pct
0 = Did not use within pst year (All source variables =0).....	22037	67.00
1 = Used in past year (Any source variable = 1).....	10856	33.00

NOTE: The following 22 variables refer to the misuse of prescription drugs. Misuse of prescription drugs is defined as use in any way not directed by a doctor, including use without a prescription of one's own medication; use in greater amounts, more often, or longer than told to take a drug; or use in any other way not directed by a doctor.

Due to potential underreporting of lifetime prescription drug use, users are cautioned against using the lifetime misuse of prescription pain relievers (ever misused) in analysis.

(IRPNRMREC)

PNRNMFLAG

Len : 1 RC-PAIN RELIEVERS - EVER MISUSED

	Freq	Pct
0 = Never misused (IRPNRMREC = 9).....	29954	91.06
1 = Ever misused (IRPNRMREC = 1-3).....	2939	8.94

(IRPNRMREC)

PNRNMYYR

Len : 1 RC-PAIN RELIEVERS - PAST YEAR MISUSE

	Freq	Pct
0 = Did not misuse in the past year (IRPNRMREC = 3,9).....	31819	96.73
1 = Misused within the past year (IRPNRMREC = 1,2).....	1074	3.27

(IRPNRMREC)

PNRNMMON

Len : 1 RC-PAIN RELIEVERS - PAST MONTH MISUSE

	Freq	Pct
0 = Did not misuse in the pst mon (IRPNRMREC = 2-3,9).....	32619	99.17
1 = Misused within the past month (IRPNRMREC = 1).....	274	0.83

RECODED DRUG USE

(IROXCNNMYR)
OXYCNNMYR

Len : 1	RC-OXYCONTIN - PAST YEAR MISUSE		
	0 = Did not misuse in the past year (IROXCNNMYR = 9).....	Freq	Pct
	1 = Misused within the past year (IROXCNNMYR = 1).....	32750	99.57
		143	0.43

Due to potential underreporting of lifetime prescription drug use, users are cautioned against using the lifetime misuse of prescription tranquilizers (ever misused) in analysis.

(IRTRQNMREC)
TRQNMFLAG

Len : 1	RC-TRANQUILIZERS - EVER MISUSED		
	0 = Never misused (IRTRQNMREC = 9).....	Freq	Pct
	1 = Ever misused (IRTRQNMREC = 1-3).....	31482	95.71
		1411	4.29

(IRTRQNMREC)
TRQNMYSR

Len : 1	RC-TRANQUILIZERS - PAST YEAR MISUSE		
	0 = Did not misuse in the past year (IRTRQNMREC = 3,9).....	Freq	Pct
	1 = Misused within the past year (IRTRQNMREC = 1,2).....	32206	97.91
		687	2.09

(IRTRQNMREC)
TRQNMMON

Len : 1	RC-TRANQUILIZERS - PAST MONTH MISUSE		
	0 = Did not misuse in the pst mon (IRTRQNMREC = 2-3,9).....	Freq	Pct
	1 = Misused within the past month (IRTRQNMREC = 1).....	32706	99.43
		187	0.57

Due to potential underreporting of lifetime prescription drug use, users are cautioned against using the lifetime misuse of prescription stimulants (ever misused) in analysis.

(IRSTMNMREC)
STMNMFLAG

Len : 1	RC-STIMULANTS - EVER MISUSED		
	0 = Never misused (IRSTMNMREC = 9).....	Freq	Pct
	1 = Ever misused (IRSTMNMREC = 1-3).....	31184	94.80
		1709	5.20

(IRSTMNMREC)
STMNMYSR

Len : 1	RC-STIMULANTS - PAST YEAR MISUSE		
	0 = Did not misuse in the past year (IRSTMNMREC = 3,9).....	Freq	Pct
	1 = Misused within the past year (IRSTMNMREC = 1,2).....	31118	97.64
		775	2.36

(IRSTMNMREC)
STMNMMON

Len : 1	RC-STIMULANTS - PAST MONTH MISUSE		
	0 = Did not misuse in the pst mon (IRSTMNMREC = 2-3,9).....	Freq	Pct
	1 = Misused within the past month (IRSTMNMREC = 1).....	32668	99.32
		225	0.68

Due to potential underreporting of lifetime prescription drug use, users are cautioned against using the lifetime misuse of prescription sedatives (ever misused) in analysis.

(IRSEDNMREC)
SEDNMFLAG

Len : 1	RC-SEDATIVES - EVER MISUSED		
	0 = Never misused (IRSEDNMREC = 9).....	Freq	Pct
	1 = Ever misused (IRSEDNMREC = 1-3).....	32193	97.87
		700	2.13

(IRSEDNMREC)
SEDNMYSR

Len : 1	RC-SEDATIVES - PAST YEAR MISUSE		
	0 = Did not misuse in the past year (IRSEDNMREC = 3,9).....	Freq	Pct
	1 = Misused within the past year (IRSEDNMREC = 1,2).....	32740	99.53
		153	0.47

RECODED DRUG USE

(IRSEDNMREC)
SEDNMMON

Len : 1 RC-SEDATIVES - PAST MONTH MISUSE

	Freq	Pct
0 = Did not misuse in the pst mon (IRSEDNMREC = 2-3,9)	32845	99.85
1 = Misused within the past month (IRSEDNMREC = 1)	48	0.15

Due to potential underreporting of lifetime prescription drug use, users are cautioned against using the lifetime misuse of tranquilizers or sedatives (ever misused) in analysis.

(SEDNMFLAG, TRQNMFLAG)
TQSDNMFLAG

Len : 1 RC-TRANQUILIZERS OR SEDATIVES - EVER MISUSED

	Freq	Pct
0 = Never misused (Otherwise).....	31218	94.91
1 = Ever misused (TRQNMFLAG=1 OR SEDNMFLAG=1).....	1675	5.09

(SEDNMYR, TRQNMYR)
TQSDNMYR

Len : 1 RC-TRANQUILIZERS OR SEDATIVES - PAST YEAR MISUSE

	Freq	Pct
0 = Did not misuse in the past year (Otherwise)	32113	97.63
1 = Misused in the past year (TRQNMYR=1 OR SEDNMYR=1)	780	2.37

(SEDNMMON, TRQNMMON)
TQSDNMMON

Len : 1 RC-TRANQUILIZERS OR SEDATIVES - PAST MONTH MISUSE

	Freq	Pct
0 = Did not misuse in the past month (Otherwise).....	32675	99.34
1 = Misused in the past month (TRQNMMON OR SEDNMMON=1).....	218	0.66

Due to potential underreporting of lifetime prescription drug use, users are cautioned against using the lifetime misuse of any prescription psychotherapeutics (ever misused) in analysis.

(PNRNFLAG, SEDNMFLAG, STMNMFLAG, TRQNMFLAG)
PSYCHFLAG

Len : 1 RC-ANY PSYCHOTHERAPEUTICS - EVER MISUSED

	Freq	Pct
0 = Never misused (All source variables = 0)	28716	87.30
1 = Ever misused (Any source variable = 1)	4177	12.70

(PNRNMYR, SEDNMYR, STMNMYR, TRQNMYR)
PSYCHYR

Len : 1 RC-ANY PSYCHOTHERAPEUTICS - PAST YEAR MISUSE

	Freq	Pct
0 = Did not misuse within pst year (All source variables = 0).....	30862	93.83
1 = Misused in past year (Any source variable = 1)	2031	6.17

(PNRNMMON, SEDNMMON, STMNMMON, TRQNMMON)
PSYCHMON

Len : 1 RC-ANY PSYCHOTHERAPEUTICS - PAST MONTH MISUSE

	Freq	Pct
0 = Did not misuse in past month (All source variables = 0).....	32282	98.14
1 = Misused in past month (Any source variable = 1).....	611	1.86

(HERYR, PNRNMYR)
OPINMYR

Len : 1 RC-OPIOIDS - PAST YEAR MISUSE

	Freq	Pct
0 = Did not misuse in the past year (Otherwise)	31781	96.62
1 = Misused in the past year (HERYR=1 or PNRNMYR=1).....	1112	3.38

(HERMON, PNRNMMON)
OPINMMON

Len : 1 RC-OPIOIDS - PAST MONTH MISUSE

	Freq	Pct
0 = Did not misuse in the past month (Otherwise).....	32579	99.05
1 = Misused in the past month (HERMON=1 or PNRNMMON=1).....	314	0.95

RECODED DRUG USE

(HERYR, PNRNMYR)

HERPNRYR

Len : 1 RC-HEROIN USE AND/OR PAIN RELIEVER MISUSE - PAST YEAR

	Freq	Pct
1 = Heroin use and no pain rel misuse (HERYR=1 and PNRNMYR=0).....	38	0.12
2 = Pain rel misuse and no heroin use (HERYR=0 and PNRNMYR=1).....	1008	3.06
3 = Heroin use and pain rel misuse (HERYR=1 and PNRNMYR=1).....	66	0.20
4 = No heroin use and no pain rel misuse (HERYR=0 and PNRNMYR=0).....	31781	96.62

(COCYR, METHAMYR, STMNMYR)

CNSNMYR

Len : 1 RC-CENTRAL NERVOUS SYSTEM STIMULANTS - PAST YEAR MISUSE

	Freq	Pct
0 = Did not misuse in the past year (Otherwise).....	31499	95.76
1 = Misused in the past year (STMNMYR, METHAMYR, or COCYR=1).....	1394	4.24

(COCMON, METHAMMON, STMNMMON)

CNSNMMON

Len : 1 RC-CENTRAL NERVOUS SYSTEM STIMULANTS - PAST MONTH MISUSE

	Freq	Pct
0 = Did not misuse in the past month (Otherwise).....	32355	98.36
1 = Misused in the past month (STMNMMON, METHAMMON, or COCMON=1).....	538	1.64

(COCFLAG, HALLUCFLAG, HERFLAG, INHALFLAG, METHAMFLAG, MRJFLAG, PNRNMFLAG, SEDNMFLAG, STMNMFLAG, TRQNMFLAG)

ILLFLAG

Len : 1 RC-ANY ILLICIT DRUG - EVER USED

	Freq	Pct
0 = Never used (All source variables = 0).....	16476	50.09
1 = Ever used (Any source variable = 1).....	16417	49.91

(COCYR, HALLUCYR, HERYR, INHALYR, METHAMYR, MRJYR, PNRNMYR, SEDNMYR, STMNMYR, TRQNMYSR)

ILLYR

Len : 1 RC-ANY ILLICIT DRUG - PAST YEAR USE

	Freq	Pct
0 = Did not use in past year (All source variables = 0).....	24846	75.54
1 = Used in past year (Any source variable = 1).....	8047	24.46

(COCMON, HALLUCMON, HERMON, INHALMON, METHAMMON, MRJMON, PNRNMMON, SEDNMMON, STMNMMON, TRQNMMON)

ILLMON

Len : 1 RC-ANY ILLICIT DRUG - PAST MONTH USE

	Freq	Pct
0 = Did not use in past month (All source variables = 0).....	27968	85.03
1 = Used in past month (Any source variable = 1).....	4925	14.97

Due to potential underreporting of lifetime prescription drug use, users are cautioned against using the lifetime use of marijuana only variable in analysis. This variable may overestimate lifetime users of only marijuana.

(COCFLAG, HALLUCFLAG, HERFLAG, INHALFLAG, METHAMFLAG, MRJFLAG, PNRNMFLAG, SEDNMFLAG, STMNMFLAG, TRQNMFLAG)

MJONLYFLAG

Len : 1 RC-MARIJUANA ONLY - EVER USED

	Freq	Pct
0 = Never used MJ/has used both MJ & anothr illict drug.....	25588	77.79
1 = Marijuana is only (illicit) drug ever used.....	7305	22.21

(COCYR, HALLUCYR, HERYR, INHALYR, METHAMYR, MRJYR, PNRNMYR, SEDNMYR, STMNMYR, TRQNMYSR)

MJONLYYR

Len : 1 RC-MARIJUANA ONLY - PAST YEAR USE

	Freq	Pct
0 = MJ not used past yr/Used MJ & othr drug past yr.....	28121	85.49
1 = Marijuana is only (illicit) drug in past year.....	4772	14.51

(COCMON, HALLUCMON, HERMON, INHALMON, METHAMMON, MRJMON, PNRNMMON, SEDNMMON, STMNMMON, TRQNMMON)

MJONLYMON

Len : 1 RC-MARIJUANA ONLY - PAST MONTH USE

	Freq	Pct
0 = MJ not used past mnth/Used MJ & othr drug past mo.....	29130	88.56
1 = Marijuana only (illicit) drug in past month.....	3763	11.44

RECODED DRUG USE

Due to potential underreporting of lifetime prescription drug use, users are cautioned against using the lifetime use of illicit drugs other than marijuana variable in analysis. This caution does not apply to lifetime use of any illicit drug variable given it is dominated by lifetime marijuana use.

(COCFLAG, HALLUCFLAG, HERFLAG, INHALFLAG, METHAMFLAG, PSYCHFLAG)

ILLEMFLAG Len : 1 RC-ILLCIT DRUG OTHER THAN MARIJUANA - EVER USED

	Freq	Pct
0 = Never used drug/used only marijuana.....	23781	72.30
1 = Illicit drug except for marijuana are ever used.....	9112	27.70

(COCYR, HALLUCYR, HERYR, INHALYR, METHAMYR, PSYCHYR)

ILLEMYR Len : 1 RC-ILLCIT DRUG OTHER THAN MARIJUANA - PAST YEAR

	Freq	Pct
0 = Never used drug/used only marijuana past year.....	29618	90.04
1 = Illicit drug except for marijuana used past year.....	3275	9.96

(COCMON, HALLUCMON, HERMON, INHALMON, METHAMMON, PSYCHMON)

ILLEMMON Len : 1 RC-ILLCIT DRUG OTHER THAN MARIJUANA-PAST MONTH

	Freq	Pct
0 = Never used drug/used only marijuana past month.....	31731	96.47
1 = Illicit drug except for marijuana used past month.....	1162	3.53

(IRCDUAGE)

CDUFLAG Len : 1 RC-CIGARETTES DAILY - EVER USED

	Freq	Pct
0 = Never Used/Never Used Daily (Otherwise).....	25731	78.23
1 = Ever Used (IRCDUAGE=1-90).....	7162	21.77

(IRCIGFM)

DCIGMON Len : 1 RC-PAST MONTH DAILY CIGARETTE USE

	Freq	Pct
0 = Did Not Use Daily in Past Mon (IRCIGFM=1-29,91,93).....	30655	93.20
1 = Used Daily in the Past Month (IRCIGFM=30).....	2238	6.80

(CDUFLAG, CIGMON)

CDCGMO Len : 1 RC-EVER USED CIG DAILY AND PAST MONTH CIG USE

	Freq	Pct
0 = No (Otherwise).....	29594	89.97
1 = Yes (CDUFLAG=1 and CIGMON=1).....	3299	10.03

(CDUFLAG, CIGMON)

CDNOCGMO Len : 1 RC-EVER USED CIG DAILY AND NO PAST MONTH CIG USE

	Freq	Pct
0 = No (Otherwise).....	29030	88.26
1 = Yes (CDUFLAG=1 and CIGMON=0).....	3863	11.74

"Binge" Alcohol Use, BNGDRKMON, is defined as drinking five or more drinks on the same occasion for males or four or more drinks on the same occasion for females on at least one day in the past 30 days. For this variable, "occasion" means at the same time or within a couple hours of each other. Prior to 2015, "binge" alcohol use was defined as drinking five or more drinks on the same occasion for everyone, regardless of sex. Therefore, BNGDRKMON is comparable to the version of this variable created from 2002-2014, BINGEDRK, among males but not overall or among females.

(IRALCBNG30D)

BNGDRKMON Len : 1 RC-BINGE ALCOHOL USE PAST 30 DAYS

	Freq	Pct
0 = Never/No "Binge" alc use (IRALCBNG30D = 0,91,93).....	25395	77.20
1 = "Binge" alcohol use (IRALCBNG30D = 1-30).....	7498	22.80

RECODED DRUG USE

Heavy Alcohol Use, HVYDRKMON, is defined as drinking five or more drinks on the same occasion for males or four or more drinks on the same occasion for females on each of 5 or more days in the past 30 days. For this variable, "occasion" means at the same time or within a couple hours of each other. All Heavy Alcohol Users are also "Binge" Alcohol Users. Prior to 2015, heavy alcohol use was defined as drinking five or more drinks on the same occasion on each of 5 or more days in the past 30 days for everyone, regardless of sex. Therefore, HVYDRKMON is comparable to the version of this variable created from 2002-2014, HVYDRK2, among males but not overall or among females.

(IRALCBNG30D)

<u>HVYDRKMON</u>	Len : 1 RC-HEAVY ALCOHOL USE PAST 30 DAYS		
	0 = Never/No heavy alc use (IRALCBNG30D = 0-4,91,93).....	30888	93.90
	1 = Heavy alcohol use (IRALCBNG30D = 5-30).....	2005	6.10

(ALCFLAG, ILLFLAG, TOBFLAG)

<u>ILTOBALCFG</u>	Len : 1 RC-ILLCIT DRUG, TOBACCO PRD, OR ALCOHOL - EVER USED		
	0 = No drug, tob, or alcohol lifetime use (Otherwise).....	6937	21.09
	1 = Drg, tob or alc lifetime use (ILLFLAG, TOBFLAG or ALCFLAG=1).....	25956	78.91

(ALCYR, ILLYR, TOBYR)

<u>ILTOBALCYR</u>	Len : 1 RC-ILLCIT DRUG, TOBACCO PRD, OR ALCOHOL - PAST YEAR USE		
	0 = No drug, tob, or alcohol past yr use (Otherwise).....	10221	31.07
	1 = Drug, tob, or alcohol past yr use (ILLYR, TOBYR or ALCYR=1).....	22672	68.93

(ALCMON, ILLMON, TOBMON)

<u>ILTOBALCMN</u>	Len : 1 RC-ILLCIT DRUG, TOBACCO PRD, OR ALC - PAST MONTH USE		
	0 = No drug, tob, or alc past mon use (Otherwise).....	14282	43.42
	1 = Drug, tob, or alc past mon use (ILLMON, TOBMON or ALCMON=1).....	18611	56.58

(ALCMON, ILLMON)

<u>ILLALCMON</u>	Len : 1 RC-ILLCIT DRUG OR ALCOHOL - PAST MONTH USE		
	0 = No drug or alc past mon use (Otherwise).....	15515	47.17
	1 = Drug or alc past mon use (ILLMON=1 or ALCMON=1).....	17378	52.83

(ALCFLAG, TOBFLAG)

<u>TOBALCFG</u>	Len : 1 RC-TOBACCO PRODUCT OR ALCOHOL - EVER USED		
	0 = No tobacco or alcohol lifetime use (Otherwise).....	7675	23.33
	1 = Tobacco or alcohol lifetime use (TOBFLAG=1 or ALCFLAG=1).....	25218	76.67

(ALCYR, TOBYR)

<u>TOBALCYR</u>	Len : 1 RC-TOBACCO PRODUCT OR ALCOHOL - PAST YEAR USE		
	0 = No tobacco or alcohol past yr use (Otherwise).....	10884	33.09
	1 = Tobacco or alcohol past yr use (TOBYR=1 or ALCYR=1).....	22009	66.91

(ALCMON, TOBMON)

<u>TOBALCMN</u>	Len : 1 RC-TOBACCO PRODUCT OR ALCOHOL - PAST MONTH USE		
	0 = No tob or alc past mon use (Otherwise).....	15016	45.65
	1 = Tob or alc past mon use (TOBMON=1 or ALCMON=1).....	17877	54.35

(ALCYR, ILLYR)

<u>ILLANDALC</u>	Len : 1 RC-ILLCIT DRUG AND ALCOHOL USE - PAST YEAR USE		
	0 = No drug or alc past year use (Otherwise).....	25892	78.72
	1 = Drug and alc past year use (ILLYR=1 and ALCYR=1).....	7001	21.28

RECODED DRUG USE

(ALCYR, ILLYR)
ILLORALC

Len : 1 RC-ILLCIT DRUG OR ALCOHOL USE - PAST YEAR USE

	Freq	Pct
0 = No drug and alc past year use (Otherwise).....	10958	33.31
1 = Drug or alc past year use (ILLYR=1 or ALCYR=1).....	21935	66.69

(ALCFLAG, ILLFLAG)
ILLALCFLG

Len : 1 RC-ILLCIT DRUG OR ALCOHOL - EVER USED

	Freq	Pct
0 = No drug or alc lifetime use (Otherwise).....	7409	22.52
1 = Drug or alc lifetime use (ILLFLAG=1 or ALCFLAG=1).....	25484	77.48

(PEYOTE)
PEYOTE2

Len : 1 RC-EVER USED PEYOTE

	Freq	Pct
0 = No/Unknown (Otherwise).....	32475	98.73
1 = Yes (PEYOTE=1,3).....	418	1.27

(MESC)
MESC2

Len : 1 RC-EVER USED Mescaline

	Freq	Pct
0 = No/Unknown (Otherwise).....	32363	98.39
1 = Yes (MESC=1,3).....	530	1.61

(PSILCY)
PSILCY2

Len : 1 RC-EVER USED PSILOCYBIN (MUSHROOMS)

	Freq	Pct
0 = No/Unknown (Otherwise).....	29734	90.40
1 = Yes (PSILCY=1,3).....	3159	9.60

(AMYLNIT)
AMYLNIT2

Len : 1 RC-EVER INHALED AMYL NITRITE, "POPPERS", RUSH, ETC.

	Freq	Pct
0 = No/Unknown (Otherwise).....	32131	97.68
1 = Yes (AMYLNIT=1,3).....	762	2.32

(CLEFLU)
CLEFLU2

Len : 1 RC-EVER INHALED CORRECTION FLUID, DEGREASER, ETC.

	Freq	Pct
0 = No/Unknown (Otherwise).....	32695	99.40
1 = Yes (CLEFLU=1,3).....	198	0.60

(GAS)
GAS2

Len : 1 RC-EVER INHALED GASOLINE OR LIGHTER FLUID

	Freq	Pct
0 = No/Unknown (Otherwise).....	32494	98.79
1 = Yes (GAS=1,3).....	399	1.21

(GLUE)
GLUE2

Len : 1 RC-EVER INHALED GLUE, SHOE POLISH, OR TOLUENE

	Freq	Pct
0 = No/Unknown (Otherwise).....	32467	98.70
1 = Yes (GLUE=1,3).....	426	1.30

(ETHER)
ETHER2

Len : 1 RC-EVER INHALED HALOTHANE, ETHER, OR OTHER ANESTHETIC

	Freq	Pct
0 = No/Unknown (Otherwise).....	32778	99.65
1 = Yes (ETHER=1,3).....	115	0.35

RECODED DRUG USE

(SOLVENT)
SOLVENT2

Len : 1	RC-EVER INHALED LACQUER THINNER, OTHER PAINT SOLVENTS		
	0 = No/Unknown (Otherwise).....	Freq	Pct
	1 = Yes (SOLVENT=1,3).....	32718	99.47
		175	0.53

(LGAS)
LGAS2

Len : 1	RC-EVER INHALED LIGHTER GASES (BUTANE, PROPANE)		
	0 = No/Unknown (Otherwise).....	Freq	Pct
	1 = Yes (LGAS=1,3).....	32786	99.67
		107	0.33

(NITOXID)
NITOXID2

Len : 1	RC-EVER INHALED NITROUS OXIDE OR "WHIPPITS"		
	0 = No/Unknown (Otherwise).....	Freq	Pct
	1 = Yes (NITOXID=1,3).....	31376	95.39
		1517	4.61

(FELTMARKR)
FELTMARKR2

Len : 1	RC-EVER USED FELT-TIP PENS/MARKERS TO GET HIGH		
	0 = No/Unknown (Otherwise).....	Freq	Pct
	1 = Yes (FELTMARKR=1,3).....	31648	96.22
		1245	3.78

(SPPAINT)
SPPAINT2

Len : 1	RC-EVER INHALED SPRAY PAINTS		
	0 = No/Unknown (Otherwise).....	Freq	Pct
	1 = Yes (SPPAINT=1,3).....	32628	99.19
		265	0.81

(AIRDUSTER)
AIRDUSTER2

Len : 1	RC-EVER USED COMPUTER CLEANER/AIR DUSTER TO GET HIGH		
	0 = No/Unknown (Otherwise).....	Freq	Pct
	1 = Yes (AIRDUSTER=1,3).....	32470	98.71
		423	1.29

(OTHAEROS)
OTHAEROS2

Len : 1	RC-EVER USED OTHER AEROSOL SPRAY		
	0 = No/Unknown (Otherwise).....	Freq	Pct
	1 = Yes (OTHAEROS=1,3).....	32726	99.49
		167	0.51

The following variable for any past year use of Hydrocodone Products, HYDCPDAPYU, was assigned a positive response if a respondent indicated any past year use of Vicodin, Lortab, Norco, Zohydro ER, generic hydrocodone, or past year misuse of other pain relievers that contain hydrocodone.

HYDCPDAPYU

Len : 1	RC-HYDROCODONE PRODUCTS - ANY PAST YEAR USE		
	0 = No/Unknown (Otherwise).....	Freq	Pct
	1 = Yes (See comment above).....	29398	89.37
		3495	10.63

ZOHYANYR2

Len : 1	RC-ZOHYDRO ER - ANY PAST YEAR USE		
	0 = No/Unknown.....	Freq	Pct
	1 = Yes.....	32842	99.84
		51	0.16

RECODED DRUG USE

The following variable for any past year use of Oxycodone Products, OXYCPDAPYU, was assigned a positive response if a respondent indicated any past year use of OxyContin (OXCNANYR=1, 3, 5), Percocet, Percodan, Roxicet, Roxicodone, or generic oxycodone, or past year misuse of other pain relievers that contain oxycodone.

(OXYCNANYR)

OXCOPDAPYU

Len : 1 RC-OXYCODONE PRODUCTS - ANY PAST YEAR USE

	Freq	Pct
0 = No/Unknown (Otherwise).....	30746	93.47
1 = Yes (See comment above)	2147	6.53

The following variable for any past year use of Tramadol Products, TRAMPDAPYU, was assigned a positive response if a respondent indicated any past year use of Ultram, Ultram ER, Ultracet, generic tramadol, or generic extended-release tramadol, or past year misuse of other pain relievers that contain tramadol.

TRAMPDAPYU

Len : 1 RC-TRAMADOL PRODUCTS - ANY PAST YEAR USE

	Freq	Pct
0 = No/Unknown (Otherwise).....	31492	95.74
1 = Yes (See comment above)	1401	4.26

The following variable for any past year use of Codeine Products, CODEPDAPYU, was assigned a positive response if a respondent indicated any past year use of Codeine, Tylenol with Codeine 3 or 4, or past year misuse of other pain relievers that contain codeine.

CODEPDAPYU

Len : 1 RC-CODEINE PRODUCTS - ANY PAST YEAR USE

	Freq	Pct
0 = No/Unknown (Otherwise).....	30879	93.88
1 = Yes (See comment above)	2014	6.12

The following variable for any past year use of Morphine Products, MORPPDAPYU, was assigned a positive response if a respondent indicated any past year use of Avinza, Kadian, MS Contin, generic morphine, or generic extended-release morphine, or past year misuse of other pain relievers that contain morphine.

MORPPDAPYU

Len : 1 RC-MORPHINE PRODUCTS - ANY PAST YEAR USE

	Freq	Pct
0 = No/Unknown (Otherwise).....	32374	98.42
1 = Yes (See comment above)	519	1.58

The following variable for any past year use of Fentanyl Products, FENTPDAPYU, was assigned a positive response if a respondent indicated any past year use of Actiq, Duragesic, Fentora, or generic fentanyl, or past year misuse of other pain relievers that contain fentanyl.

FENTPDAPYU

Len : 1 RC-FENTANYL PRODUCTS - ANY PAST YEAR USE

	Freq	Pct
0 = No/Unknown (Otherwise).....	32635	99.22
1 = Yes (See comment above)	258	0.78

The following variable for any past year use of Buprenorphine Products, BUPRPDAPYU, was assigned a positive response if a respondent indicated any past year use of Suboxone, generic buprenorphine, or past year misuse of other pain relievers that contain buprenorphine.

BUPRPDAPYU

Len : 1 RC-BUPRENORPHINE PRODUCTS - ANY PAST YEAR USE

	Freq	Pct
0 = No/Unknown (Otherwise).....	32566	99.01
1 = Yes (See comment above)	327	0.99

The following variable for any past year use of Oxymorphone Products, OXYMPDAPYU, was assigned a positive response if a respondent indicated any past year use of Opana, Opana ER, generic oxymorphone, generic extended-release oxymorphone, or past year misuse of other pain relievers that contain oxymorphone.

OXYMPDAPYU

Len : 1 RC-OXYMORPHONE PRODUCTS - ANY PAST YEAR USE

	Freq	Pct
0 = No/Unknown (Otherwise).....	32798	99.71
1 = Yes (See comment above)	95	0.29

RECODED DRUG USE

The following variable for any past year use of Demerol Products, DEMEPDAPYU, was assigned a positive response if a respondent indicated any past year use of Demerol, or past year misuse of other pain relievers that contain Demerol.

DEMEPDAPYU Len : 1 RC-DEMEROL PRODUCTS - ANY PAST YEAR USE

	Freq	Pct
0 = No/Unknown (Otherwise).....	32846	99.86
1 = Yes (See comment above)	47	0.14

The following variable for any past year use of Hydromorphone Products, HYDMPDAPYU, was assigned a positive response if a respondent indicated any past year use of Dilaudid or generic hydromorphone, Exalgo or generic extended-release hydromorphone, or past year misuse of other pain relievers that contain hydromorphone.

HYDMPDAPYU Len : 1 RC-HYDROMORPHONE PRODUCTS - ANY PAST YEAR USE

	Freq	Pct
0 = No/Unknown (Otherwise).....	32746	99.55
1 = Yes (See comment above)	147	0.45

The following variable for any past year use of Methadone Products, MTDNPDAPYU, was assigned a positive response if a respondent indicated any past year use of Methadone, or past year misuse of other pain relievers that contain methadone.

MTDNPDAPYU Len : 1 RC-METHADONE PRODUCTS - ANY PAST YEAR USE

	Freq	Pct
0 = No/Unknown (Otherwise).....	32760	99.60
1 = Yes (See comment above)	133	0.40

PNROTANYR2 Len : 1 RC-OTHER PAIN RELIEVER- ANY PAST YEAR USE

	Freq	Pct
0 = No/Unknown	30734	93.44
1 = Yes.....	2159	6.56

The following variable for any past year use of Benzodiazepine Tranquilizers, TRBENZAPYU, was assigned a positive response if a respondent indicated any past year use of *alprazolam products* (Xanax, Xanax XR, generic alprazolam, generic extended-release alprazolam), *lorazepam products* (Ativan, generic lorazepam), *clonazepam products* (Klonopin, generic clonazepam), *diazepam products* (Valium, or generic diazepam), or past year misuse of other benzodiazepine tranquilizers.

TRBENZAPYU Len : 1 RC-BENZODIAZEPINE TRANQUILIZERS - ANY PAST YEAR USE

	Freq	Pct
0 = No/Unknown (Otherwise).....	30125	91.58
1 = Yes (See comment above)	2768	8.42

The following variable for any past year use of Alprazolam Products, ALPRPDAPYU, was assigned a positive response if a respondent indicated any past year use of Xanax, Xanax XR, generic alprazolam, generic extended-release alprazolam, or past year misuse of other tranquilizers that contain alprazolam.

ALPRPDAPYU Len : 1 RC-ALPRAZOLEM PRODUCTS - ANY PAST YEAR USE

	Freq	Pct
0 = No/Unknown (Otherwise).....	31299	95.15
1 = Yes (See comment above)	1594	4.85

The following variable for any past year use of Lorazepam Products, LORAPDAPYU, was assigned a positive response if a respondent indicated any past year use of Ativan, or generic lorazepam, or past year misuse of other tranquilizers that contain lorazepam.

LORAPDAPYU Len : 1 RC-LORAZEPAM PRODUCTS - ANY PAST YEAR USE

	Freq	Pct
0 = No/Unknown (Otherwise).....	32119	97.65
1 = Yes (See comment above)	774	2.35

RECODED DRUG USE

The following variable for any past year use of Clonazepam Products, CLONPDAPYU, was assigned a positive response if a respondent indicated any past year use of Klonopin or generic clonazepam, or past year misuse of other tranquilizers that contain clonazepam.

CLONPDAPYU Len : 1 RC-CLONAZEP AM PRODUCTS - ANY PAST YEAR USE

	Freq	Pct
0 = No/Unknown (Otherwise).....	32247	98.04
1 = Yes (See comment above)	646	1.96

The following variable for any past year use of Diazepam Products, DIAZPDAPYU, was assigned a positive response if a respondent indicated any past year use of Valium, or generic diazepam, or past year misuse of other tranquilizers that contain diazepam.

DIAZPDAPYU Len : 1 RC-DIAZEPAM PRODUCTS - ANY PAST YEAR USE

	Freq	Pct
0 = No/Unknown (Otherwise).....	32350	98.35
1 = Yes (See comment above)	543	1.65

The following variable for any past year use of Muscle Relaxants, MUSRLXAPYU, was assigned a positive response if a respondent indicated any past year use of cyclobenzaprine [also known as Flexeril], Soma, or past year misuse of other muscle relaxants.

MUSRLXAPYU Len : 1 RC-MUSCLE RELAXANTS - ANY PAST YEAR USE

	Freq	Pct
0 = No/Unknown (Otherwise).....	32100	97.59
1 = Yes (See comment above)	793	2.41

The following variable for any past year use of Cyclobenzaprine Products, CYCLPDAPYU, was assigned a positive response if a respondent indicated any past year use of Flexeril, or past year misuse of other muscle relaxants that contain cyclobenzaprine.

CYCLPDAPYU Len : 1 RC-CYCLOBENZAPRINE PRODUCTS - ANY PAST YEAR USE

	Freq	Pct
0 = No/Unknown (Otherwise).....	32149	97.74
1 = Yes (See comment above)	744	2.26

The following variable for any past year use of Carisoprodol Products, SOMAPDAPYU, was assigned a positive response if a respondent indicated any past year use of Soma, or past year misuse of other muscle relaxants that contain carisoprodol.

SOMAPDAPYU Len : 1 RC-SOMA PRODUCTS - ANY PAST YEAR USE

	Freq	Pct
0 = No/Unknown (Otherwise).....	32824	99.79
1 = Yes (See comment above)	69	0.21

TRQOTANYR2 Len : 1 RC-OTHER TRANQUILIZER- ANY PAST YEAR USE

	Freq	Pct
0 = No/Unknown	32374	98.42
1 = Yes.....	519	1.58

The following variable for any past year use of Amphetamine or Methylphenidate Products, AMMEPDAPYU, was assigned a positive response if a respondent indicated any past year use of Adderall, Adderall XR, Dexedrine, Vyvanse, generic dextroamphetamine, generic amphetamine-dextroamphetamine combinations, generic extended-release amphetamine-dextroamphetamine combinations, Ritalin, Ritalin SR/LA, Concerta, Daytrana, Metadate CD, Metadate ER, Focalin, Focalin XR, generic methylphenidate, generic extended-release methylphenidate, generic dexmethylphenidate, or generic extended-release dexmethylphenidate, or past year misuse of other amphetamines that are prescribed for attention-deficit/hyperactivity disorder (ADHD) or other stimulants that contain methylphenidate. Amphetamine and methylphenidate products are primarily prescribed for the treatment of attention-deficit/hyperactivity disorder (ADHD). Vyvanse® is included with amphetamine products because its active ingredient (lisdexamfetamine) is metabolized to dextroamphetamine.

AMMEPDAPYU Len : 1 RC-AMPHETAMINE OR METHYLPHENIDATE PRODS - ANY PAST YEAR USE

	Freq	Pct
0 = No/Unknown (Otherwise).....	30743	93.46
1 = Yes (See comment above)	2150	6.54

RECODED DRUG USE

The following variable for any past year use of Amphetamine Products, AMPHETAPYU, was assigned a positive response if a respondent indicated any past year use of Adderall, Adderall XR, Dexedrine, Vyvanse, generic dextroamphetamine, generic amphetamine-dextroamphetamine combinations, or generic extended-release amphetamine-dextroamphetamine combinations, or past year misuse of other amphetamine that are prescribed for attention-deficit/hyperactivity disorder (ADHD). Amphetamines are primarily prescribed for the treatment of attention-deficit/hyperactivity disorder (ADHD). Vyvanse® is included with amphetamine products because its active ingredient (lisdexamfetamine) is metabolized to dextroamphetamine.

AMPHETAPYU Len : 1 RC-AMPHETAMINE - ANY PAST YEAR USE

	Freq	Pct
0 = No/Unknown (Otherwise).....	31068	94.45
1 = Yes (See comment above)	1825	5.55

The following variable for any past year use of Methylphenidate Products, METHPDAPYU, was assigned a positive response if a respondent indicated any past year use of Ritalin, Ritalin SR/LA, Concerta, Daytrana, Metadate CD, Metadate ER, Focalin, Focalin XR, generic methylphenidate, generic extended-release methylphenidate, generic dexmethylphenidate, or generic extended-release dexmethylphenidate, or past year misuse of other stimulants that contain methylphenidate.

METHPDAPYU Len : 1 RC-METHYLPHENIDATE PRODUCTS - ANY PAST YEAR USE

	Freq	Pct
0 = No/Unknown (Otherwise).....	32266	98.09
1 = Yes (See comment above)	627	1.91

The following variable for any past year use of Anorectic (weight loss) stimulants, ANOSTMAPYU, was assigned a positive response if a respondent indicated any past year use of Didrex, benzphetamine, Tenuate, diethylpropion, phendimetrazine, or phentermine, or past year misuse of other stimulants that are prescribed for weight loss.

ANOSTMAPYU Len : 1 RC-ANORECTIC STIMULANTS - ANY PAST YEAR USE

	Freq	Pct
0 = No/Unknown (Otherwise).....	32596	99.10
1 = Yes (See comment above)	297	0.90

The following variable for any past year use of Provigil Products, PROVPDAPYU, was assigned a positive response if a respondent indicated any past year use of Provigil, or past year misuse of other stimulants that contain Provigil.

PROVPDAPYU Len : 1 RC-PROVIGIL PRODUCTS- ANY PAST YEAR USE

	Freq	Pct
0 = No/Unknown (Otherwise).....	32838	99.83
1 = Yes (See comment above)	55	0.17

STMOTANYR2 Len : 1 RC-OTHER STIMULANT - ANY PAST YEAR USE

	Freq	Pct
0 = No/Unknown	32586	99.07
1 = Yes.....	307	0.93

The following variable for any past year use of Zolpidem Products, ZOLPPDAPYU, was assigned a positive response if a respondent indicated any past year use of Ambien, Ambien CR, generic zolpidem, or extended-release generic zolpidem, or past year misuse of other sedatives that contain zolpidem.

ZOLPPDAPYU Len : 1 RC-ZOLPIDEM PRODUCTS - ANY PAST YEAR USE

	Freq	Pct
0 = No/Unknown (Otherwise).....	32163	97.78
1 = Yes (See comment above)	730	2.22

The following variable for any past year use of Eszopiclone Products, ESZOPDAPYU, was assigned a positive response if a respondent indicated any past year use of Lunesta or generic eszopiclone, or past year misuse of other sedatives that contain eszopiclone.

ESZOPDAPYU Len : 1 RC-ESZOPICLONE PRODUCTS - ANY PAST YEAR USE

	Freq	Pct
0 = No/Unknown (Otherwise).....	32789	99.68
1 = Yes (See comment above)	104	0.32

RECODED DRUG USE

The following variable for any past year use of Zaleplon Products, ZALEPDAPYU, was assigned a positive response if a respondent indicated any past year use of Sonata or generic zaleplon, or past year misuse of other sedatives that contain zaleplon.

<u>ZALEPDAPYU</u>	Len : 1 RC-ZALEPLON PRODUCTS - ANY PAST YEAR USE		
		Freq	Pct
	0 = No/Unknown (Otherwise).....	32857	99.89
	1 = Yes (See comment above)	36	0.11

The following variable for any past year use of Benzodiazepine Sedatives, SVBENZAPYU, was assigned a positive response if a respondent indicated any past year use of flurazepam [also known as Dalmane], temazepam products [Restoril or generic temazepam], or triazolam [Halcion or generic triazolam], or past year misuse of other benzodiazepine sedatives.

<u>SVBENZAPYU</u>	Len : 1 RC-BENZODIAZEPINE SEDATIVES - ANY PAST YEAR USE		
		Freq	Pct
	0 = No/Unknown (Otherwise).....	32744	99.55
	1 = Yes (See comment above)	149	0.45

The following variable for any past year use of Triazolam Products, TRIAPDAPYU, was assigned a positive response if a respondent indicated any past year use of Halcion, or generic triazolam, or past year misuse of other sedatives that contain tirazolam.

<u>TRIAPDAPYU</u>	Len : 1 RC-TRIAZOLAM PRODUCTS - ANY PAST YEAR USE		
		Freq	Pct
	0 = No/Unknown (Otherwise).....	32825	99.79
	1 = Yes (See comment above)	68	0.21

The following variable for any past year use of Temazepam Products, TEMAPDAPYU, was assigned a positive response if a respondent indicated any past year use of Restoril, or generic temazepam, or past year misuse of other sedatives that contain temazepam.

<u>TEMAPDAPYU</u>	Len : 1 RC-TEMAZEPAM PRODUCTS - ANY PAST YEAR USE		
		Freq	Pct
	0 = No/Unknown (Otherwise).....	32821	99.78
	1 = Yes (See comment above)	72	0.22

The following variable for any past year use of Flurazepam, FLURPDAPYU, was assigned a positive response if a respondent indicated any past year use of flurazepam [also known as Dalmane], or past year misuse of other sedatives that contain flurazepam.

<u>FLURPDAPYU</u>	Len : 1 RC-FLURAZEPAM PRODUCTS - ANY PAST YEAR USE		
		Freq	Pct
	0 = No/Unknown (Otherwise).....	32881	99.96
	1 = Yes (See comment above)	12	0.04

The following variable for any past year use of Barbiturates, BARBITAPYU, was assigned a positive response if a respondent indicated any past year use of Butisol, Seconal, or phenobarbital, or past year misuse of other barbiturates.

<u>BARBITAPYU</u>	Len : 1 RC-BARBITUATES - ANY PAST YEAR USE		
		Freq	Pct
	0 = No/Unknown (Otherwise).....	32835	99.82
	1 = Yes (See comment above)	58	0.18

<u>SEDOTANYR2</u>	Len : 1 RC-OTHER SEDATIVE - ANY PAST YEAR USE		
		Freq	Pct
	0 = No/Unknown	32259	98.07
	1 = Yes.....	634	1.93

RECODED DRUG USE

The following variable for any past year use of Any Benzodiazepines, BENZOSAPYU, was assigned a positive response if a respondent indicated any past year use of Benzodiazepine Tranquilizers (TRBENZAPYU=1), any past year use of Benzodiazepine Sedatives (SVBENZAPYU=1), past year misuse of Benzodiazepine Tranquilizers that were specified as other Sedatives, or past year misuse of Benzodiazepine Sedatives that were specified as other tranquilizers.

(SVBENZAPYU, TRBENZAPYU)

BENZOSAPYU Len : 1 RC-ANY BENZODIAZEPINES - ANY PAST YEAR USE

	Freq	Pct
0 = No/Unknown (Otherwise).....	30049	91.35
1 = Yes (See comment above)	2844	8.65

The following variable for past year misuse of Hydrocodone Products, HYDCPDPYMU, was assigned a positive response if a respondent indicated past year misuse of Vicodin, Lortab, Norco, Zohydro ER, generic hydrocodone, or other pain relievers that contain hydrocodone.

HYDCPDPYMU Len : 1 RC-HYDROCODONE PRODUCTS - PAST YEAR MISUSE

	Freq	Pct
0 = No/Unknown (Otherwise).....	32359	98.38
1 = Yes (See comment above)	534	1.62

The following variable for past year misuse of Oxycodone Products, OXYCPDPYMU, was assigned a positive response if a respondent indicated past year misuse of OxyContin (OXCNNMYR=1, 3, 5), Percocet, Percodan, Roxicet, Roxicodone, generic oxycodone, or other pain relievers that contain oxycodone.

(OXYCANNMYR)

OXCOPDPYMU Len : 1 RC-OXYCODONE PRODUCTS - PAST YEAR MISUSE

	Freq	Pct
0 = No/Unknown (Otherwise).....	32528	98.89
1 = Yes (See comment above)	365	1.11

The following variable for past year misuse of Tramadol Products, TRAMPDPYMU, was assigned a positive response if a respondent indicated past year misuse of Ultram, Ultram ER, Ultracet, generic tramadol, generic extended-release tramadol, or other pain relievers that contain tramadol.

TRAMPDPYMU Len : 1 RC-TRAMADOL PRODUCTS - PAST YEAR MISUSE

	Freq	Pct
0 = No/Unknown (Otherwise).....	32739	99.53
1 = Yes (See comment above)	154	0.47

The following variable for past year misuse of Codeine Products, CODEPDPYMU, was assigned a positive response if a respondent indicated past year misuse of Codeine, Tylenol with Codeine 3 or 4, or other pain relievers that contain codeine.

CODEPDPYMU Len : 1 RC-CODEINE PRODUCTS - PAST YEAR MISUSE

	Freq	Pct
0 = No/Unknown (Otherwise).....	32628	99.19
1 = Yes (See comment above)	265	0.81

The following variable for past year misuse of Morphine Products, MORPPDPYMU, was assigned a positive response if a respondent indicated past year misuse of Avinza, Kadian, MS Contin, generic morphine, generic extended-release morphine, or other pain relievers that contain morphine.

MORPPDPYMU Len : 1 RC-MORPHINE PRODUCTS - PAST YEAR MISUSE

	Freq	Pct
0 = No/Unknown (Otherwise).....	32839	99.84
1 = Yes (See comment above)	54	0.16

The following variable for past year misuse of Fentanyl Products, FENTPDPYMU, was assigned a positive response if a respondent indicated past year misuse of Actiq, Duragesic, Fentora, generic fentanyl, or other pain relievers that contain fentanyl.

FENTPDPYMU Len : 1 RC-FENTANYL PRODUCTS - PAST YEAR MISUSE

	Freq	Pct
0 = No/Unknown (Otherwise).....	32850	99.87
1 = Yes (See comment above)	43	0.13

RECORDED DRUG USE

The following variable for past year misuse of Buprenorphine Products, BUPRPDPYMU, was assigned a positive response if a respondent indicated past year misuse of Suboxone, generic buprenorphine, or other pain relievers that contain buprenorphine.

BUPRPDPYMU Len : 1 RC-BUPRENORPHINE PRODUCTS - PAST YEAR MISUSE

	Freq	Pct
0 = No/Unknown (Otherwise).....	32804	99.73
1 = Yes (See comment above)	89	0.27

The following variable for past year misuse of Oxymorphone Products, OXYMPDPYMU, was assigned a positive response if a respondent indicated past year misuse of Opana, Opana ER, generic oxymorphone, generic extended-release oxymorphone, or other pain relievers that contain oxymorphone.

OXYMPDPYMU Len : 1 RC-OXYMORPHONE PRODUCTS - PAST YEAR MISUSE

	Freq	Pct
0 = No/Unknown (Otherwise).....	32874	99.94
1 = Yes (See comment above)	19	0.06

The following variable for past year misuse of Demerol Products, DEMEPDPYMU, was assigned a positive response if a respondent indicated past year misuse of Demerol, or other pain relievers that contain Demerol.

DEMEPDPYMU Len : 1 RC-DEMEROL PRODUCTS - PAST YEAR MISUSE

	Freq	Pct
0 = No/Unknown (Otherwise).....	32887	99.98
1 = Yes (See comment above)	6	0.02

The following variable for past year misuse of Hydromorphone Products, HYDMPPDPYMU, was assigned a positive response if a respondent indicated past year misuse of Dilaudid or generic hydromorphone, Exalgo or generic extended-release hydromorphone, or other pain relievers that contain hydromorphone.

HYDMPPDPYMU Len : 1 RC-HYDROMORPHONE PRODUCTS - PAST YEAR MISUSE

	Freq	Pct
0 = No/Unknown (Otherwise).....	32873	99.94
1 = Yes (See comment above)	20	0.06

The following variable for past year misuse of Methadone Products, MTDNPPDPYMU, was assigned a positive response if a respondent indicated past year misuse of Methadone, or other pain relievers that contain methadone.

MTDNPPDPYMU Len : 1 RC-METHADONE PRODUCTS - PAST YEAR MISUSE

	Freq	Pct
0 = No/Unknown (Otherwise).....	32866	99.92
1 = Yes (See comment above)	27	0.08

Note: Starting in 2017, the following variable for the past year misuse of any other pain reliever, PNROTHPYMU2, is based on the edited variable for the misuse of any other pain reliever as well as the write-in data for the specific other pain relievers that respondents specified that they misused in the past year. Respondents are excluded from PNROTHPYMU2 if the only pain relievers that they specified in their write-in responses corresponded to other pain reliever subtypes(e.g., hydrocodone products) or was an over-the-counter product. Thus, PNROTHPYMU2 does not count these respondents as past year misusers of "any other" pain reliever. The variable in 2015 and 2016 for past year misuse of any other pain reliever products, PNRONTMYR3, was based only on the edited misuse of any other pain reliever variable.

PNROTHPYMU2 Len : 1 RC-OTHER PAIN RELIEVER PRODUCTS - PAST YEAR MISUSE

	Freq	Pct
0 = No/Unknown (Otherwise).....	32782	99.66
1 = Yes (See comment above)	111	0.34

The following variable for past year misuse of Benzodiazepine Tranquilizers, TRBENZPYMU, was assigned a positive response if a respondent indicated past year misuse of alprazolam products (Xanax, Xanax XR, generic alprazolam, generic extended-release alprazolam), lorazepam products (Ativan or generic lorazepam), clonazepam products (Klonopin, generic clonazepam), or diazepam products (Valium, generic diazepam), or other benzodiazepine tranquilizers.

TRBENZPYMU Len : 1 RC-BENZODIAZEPINE TRANQUILIZERS - PAST YEAR MISUSE

	Freq	Pct
0 = No/Unknown (Otherwise).....	32284	98.15
1 = Yes (See comment above)	609	1.85

RECODED DRUG USE

The following variable for past year misuse of Alprazolam Products, ALPRDPYMU, was assigned a positive response if a respondent indicated past year misuse of Xanax, Xanax XR, generic alprazolam, generic extended-release alprazolam, or other tranquilizers that contain alprazolam.

ALPRDPYMU Len : 1 RC-ALPRAZOLEM PRODUCTS - PAST YEAR MISUSE

	Freq	Pct
0 = No/Unknown (Otherwise).....	32443	98.63
1 = Yes (See comment above)	450	1.37

The following variable for past year misuse of Lorazepam Products, LORAPDPYMU, was assigned a positive response if a respondent indicated past year misuse of Ativan, generic lorazepam, or other tranquilizers that contain lorazepam.

LORAPDPYMU Len : 1 RC-LORAZEPAM PRODUCTS - PAST YEAR MISUSE

	Freq	Pct
0 = No/Unknown (Otherwise).....	32796	99.71
1 = Yes (See comment above)	97	0.29

The following variable for past year misuse of Clonazepam Products, CLONPDPYMU, was assigned a positive response if a respondent indicated past year misuse of Klonopin, generic clonazepam, or other tranquilizers that contain clonazepam.

CLONPDPYMU Len : 1 RC-CLONAZEPAM PRODUCTS - PAST YEAR MISUSE

	Freq	Pct
0 = No/Unknown (Otherwise).....	32747	99.56
1 = Yes (See comment above)	146	0.44

The following variable for past year misuse of Diazepam Products, DIAZPDPYMU, was assigned a positive response if a respondent indicated past year misuse of Valium, generic diazepam, or other tranquilizers that contain diazepam.

DIAZPDPYMU Len : 1 RC-DIAZEPAM PRODUCTS - PAST YEAR MISUSE

	Freq	Pct
0 = No/Unknown (Otherwise).....	32796	99.71
1 = Yes (See comment above)	97	0.29

The following variable for past year misuse of Muscle Relaxants, MUSRLXPYMU, was assigned a positive response if a respondent indicated past year misuse of cyclobenzaprine [also known as Flexeril], Soma, or other muscle relaxants.

MUSRLXPYMU Len : 1 RC-MUSCLE RELAXANTS - PAST YEAR MISUSE

	Freq	Pct
0 = No/Unknown (Otherwise).....	32809	99.74
1 = Yes (See comment above)	84	0.26

The following variable for past year misuse of Cyclobenzaprine Products, CYCLPDPYMU, was assigned a positive response if a respondent indicated past year misuse of Flexeril, or other muscle relaxants that contain cyclobenzaprine.

CYCLPDPYMU Len : 1 RC-CYCLOBENZAPRINE PRODUCTS - PAST YEAR MISUSE

	Freq	Pct
0 = No/Unknown (Otherwise).....	32818	99.77
1 = Yes (See comment above)	75	0.23

The following variable for past year misuse of Carisoprodol Products, SOMAPDPYMU, was assigned a positive response if a respondent indicated past year misuse of Soma, or other muscle relaxants that contain carisoprodol.

SOMAPDPYMU Len : 1 RC-SOMA PRODUCTS - PAST YEAR MISUSE

	Freq	Pct
0 = No/Unknown (Otherwise).....	32881	99.96
1 = Yes (See comment above)	12	0.04

RECODED DRUG USE

Note: Starting in 2017, the following variable for the past year misuse of any other tranquilizer, TRQOTHPYMU2, is based on the edited variable for the misuse of any other tranquilizer as well as the write-in data for the specific other tranquilizers that respondents specified that they misused in the past year. Respondents are excluded from TRQOTHPYMU2 if the only tranquilizers that they specified in their write-in responses corresponded to other tranquilizer subtypes (e.g., benzodiazepine tranquilizers) or was an over-the-counter product. Thus, TRQOTHPYMU2 does not count these respondents as past year misusers of "any other" tranquilizer. The variable in 2015 and 2016 for past year misuse of any other tranquilizer products, TRQOTNMYR3, was based only on the edited misuse of any other tranquilizer variable.

TRQOTHPYMU2 Len : 1 RC-OTHER TRANQUILIZER PRODUCTS - PAST YEAR MISUSE

	Freq	Pct
0 = No/Unknown (Otherwise).....	32880	99.96
1 = Yes (See comment above)	13	0.04

The following variable for past year misuse of Amphetamine or Methylphenidate Products, AMMEPDAPYU, was assigned a positive response if a respondent indicated past year misuse of Adderall, Adderall XR, Dexedrine, Vyvanse, generic dextroamphetamine, generic amphetamine-dextroamphetamine combinations, generic extended-release amphetamine-dextroamphetamine combinations, Ritalin, Ritalin SR/LA, Concerta, Daytrana, Metadate CD, Metadate ER, Focalin, Focalin XR, generic methylphenidate, generic extended-release methylphenidate, generic dexmethylphenidate, or generic extended-release dexmethylphenidate, or other amphetamine that are prescribed for attention-deficit/hyperactivity disorder (ADHD) or other stimulants that contain methylphenidate. Amphetamine and methylphenidate products are primarily prescribed for the treatment of attention-deficit/hyperactivity disorder (ADHD). Vyvanse® is included with amphetamine products because its active ingredient (lisdexamfetamine) is metabolized to dextroamphetamine.

AMMEPDAPYU Len : 1 RC-AMPHETAMINE OR METHYLPHENIDATE PRODS - PAST YEAR MISUSE

	Freq	Pct
0 = No/Unknown (Otherwise).....	32151	97.74
1 = Yes (See comment above)	742	2.26

The following variable for past year misuse of Amphetamine Products, AMPHETPYMU, was assigned a positive response if a respondent indicated past year misuse of Adderall, Adderall XR, Dexedrine, Vyvanse, generic dextroamphetamine, generic amphetamine-dextroamphetamine combinations, generic extended-release amphetamine-dextroamphetamine combinations, or other amphetamine that are prescribed for attention-deficit/hyperactivity disorder (ADHD). Amphetamines are primarily prescribed for the treatment of attention-deficit/hyperactivity disorder (ADHD). Vyvanse® is included with amphetamine products because its active ingredient (lisdexamfetamine) is metabolized to dextroamphetamine.

AMPHETPYMU Len : 1 RC-AMPHETAMINE - PAST YEAR MISUSE

	Freq	Pct
0 = No/Unknown (Otherwise).....	32188	97.86
1 = Yes (See comment above)	705	2.14

The following variable for past year misuse of Methylphenidate Products, METHDPYMU, was assigned a positive response if a respondent indicated past year misuse of Ritalin, Ritalin SR/LA, Concerta, Daytrana, Metadate CD, Metadate ER, Focalin, Focalin XR, generic methylphenidate, generic extended-release methylphenidate, generic dexmethylphenidate, generic extended-release dexmethylphenidate, or other stimulants that contain methylphenidate.

METHDPYMU Len : 1 RC-METHYLPHENIDATE PRODUCTS - PAST YEAR MISUSE

	Freq	Pct
0 = No/Unknown (Otherwise).....	32772	99.63
1 = Yes (See comment above)	121	0.37

The following variable for past year misuse of Anorectic (weight loss) stimulants, ANOSTMPYMU, was assigned a positive response if a respondent indicated past year misuse of Didrex, benzphetamine, Tenuate, diethylpropion, phendimetrazine, phentermine, or other stimulants that are prescribed for weight loss.

ANOSTMPYMU Len : 1 RC-ANORECTIC STIMULANTS - PAST YEAR MISUSE

	Freq	Pct
0 = No/Unknown (Otherwise).....	32867	99.92
1 = Yes (See comment above)	26	0.08

The following variable for past year misuse of Provigil Products, PROVPDPYMU, was assigned a positive response if a respondent indicated past year misuse of Provigil, or other stimulants that contain Provigil.

PROVPDPYMU Len : 1 RC-PROVIGIL PRODUCTS- PAST YEAR MISUSE

	Freq	Pct
0 = No/Unknown (Otherwise).....	32884	99.97
1 = Yes (See comment above)	9	0.03

RECODED DRUG USE

Note: Starting in 2017, the following variable for the past year misuse of any other stimulant, STMOTHPYMU2, is based on the edited variable for the misuse of any other stimulant as well as the write-in data for the specific other stimulants that respondents specified that they misused in the past year. Respondents are excluded from STMOTHPYMU2 if the only stimulants that they specified in their write-in responses corresponded to other stimulant subtypes(e.g., amphetamine or methylphenidate products) STMOTHPYMU2. Thus, STMOTHPYMU2 does not count these respondents as past year misusers of "any other" stimulant. The variable in 2015 and 2016 for past year misuse of any other stimulant products, STMOTNMYR3, was based only on the edited misuse of any other stimulant variable.

STMOTHPYMU2 Len : 1 RC-OTHER STIMULANT PRODUCTS - PAST YEAR MISUSE

	Freq	Pct
0 = No/Unknown (Otherwise).....	32880	99.96
1 = Yes (See comment above)	13	0.04

The following variable for past year misuse of Zolpidem Products, ZOLPPDPYMU, was assigned a positive response if a respondent indicated past year misuse of Ambien, Ambien CR, generic zolpidem, extended-release generic zolpidem, or other sedatives that contain zolpidem.

ZOLPPDPYMU Len : 1 RC-ZOLPIDEM PRODUCTS - PAST YEAR MISUSE

	Freq	Pct
0 = No/Unknown	32791	99.69
1 = Yes (See comment above)	102	0.31

The following variable for past year misuse of Eszopiclone Products, ESZOPDPYMU, was assigned a positive response if a respondent indicated past year misuse of Lunesta or generic eszopiclone, or other sedatives that contain eszopiclone.

ESZOPDPYMU Len : 1 RC-ESZOPICLONE PRODUCTS - PAST YEAR MISUSE

	Freq	Pct
0 = No/Unknown (Otherwise).....	32885	99.98
1 = Yes (See comment above)	8	0.02

The following variable for past year misuse of Benzodiazepine Sedatives, SVBENZPYMU, was assigned a positive response if a respondent indicated past year misuse of flurazepam [also known as Dalmane], temazepam products [Restoril or generic temazepam], or triazolam [Halcion or generic triazolam], or other benzodiazepine sedatives.

SVBENZPYMU Len : 1 RC-BENZODIAZEPINE SEDATIVES - PAST YEAR MISUSE

	Freq	Pct
0 = No/Unknown (Otherwise).....	32883	99.97
1 = Yes (See comment above)	10	0.03

Note: Starting in 2017, the following variable for the past year misuse of any other sedative, SEDOTHPYMU2, is based on the edited variable for the misuse of any other sedative as well as the write-in data for the specific other sedatives that respondents specified that they misused in the past year. Respondents are excluded from SEDOTHPYMU2 if the only sedatives that they specified in their write-in responses corresponded to other sedative subtypes(e.g., zolpidem products) or was an over-the-counter product. Thus, SEDOTHPYMU2 does not count these respondents as past year misusers of "any other" sedative. The variable in 2015 and 2016 for past year misuse of any other sedative products, SEDOTNMYR3, was based only on the edited misuse of any other sedative variable.

SEDOTHPYMU2 Len : 1 RC-OTHER SEDATIVE PRODUCTS - PAST YEAR MISUSE

	Freq	Pct
0 = No/Unknown (Otherwise).....	32851	99.87
1 = Yes (See comment above)	42	0.13

The following variable for past year misuse of Any Benzodiazepines, BENZOSPYMU, was assigned a positive response if a respondent indicated past year misuse of Benzodiazepine Tranquilizers (TRBENZPYMU=1), past year misuse of Benzodiazepine Sedatives (SVBENZPYMU=1), past year misuse of Benzodiazepine Tranquilizers that were specified as other Sedatives, or past year misuse of Benzodiazepine Sedatives that were specified as other Tranquilizers.

(SVBENZPYMU, TRBENZPYMU)

BENZOSPYMU Len : 1 RC-ANY BENZODIAZEPINES - PAST YEAR MISUSE

	Freq	Pct
0 = No/Unknown (Otherwise).....	32279	98.13
1 = Yes (See comment above)	614	1.87

RECODED DRUG USE

(IRALCFY)
ALCYDAYS

Len : 1 RC-# OF DAYS USED ALCOHOL IN PAST YEAR		Freq	Pct
1 = 1-11 Days (IRALCFY=1-11)	4670	14.20
2 = 12-49 Days (IRALCFY=12-49)	5632	17.12
3 = 50-99 Days (IRALCFY=50-99)	3170	9.64
4 = 100-299 Days (IRALCFY=100-299)	6266	19.05
5 = 300-365 Days (IRALCFY=300-365)	1151	3.50
6 = Non User or No Past Year Use (IRALCFY=991,993)	12004	36.49

(IRMJFY)
MRJYDAYS

Len : 1 RC-# OF DAYS USED MARIJUANA IN PAST YEAR		Freq	Pct
1 = 1-11 Days (IRMJFY=1-11)	2160	6.57
2 = 12-49 Days (IRMJFY=12-49)	1120	3.40
3 = 50-99 Days (IRMJFY=50-99)	601	1.83
4 = 100-299 Days (IRMJFY=100-299)	1577	4.79
5 = 300-365 Days (IRMJFY=300-365)	1459	4.44
6 = Non User or No Past Year Use (IRMJFY=991,993)	25976	78.97

(IRCOCFY)
COCYDAYS

Len : 1 RC-# OF DAYS USED COCAINE IN PAST YEAR		Freq	Pct
1 = 1-11 Days (IRCOCFY=1-11)	472	1.43
2 = 12-49 Days (IRCOCFY=12-49)	136	0.41
3 = 50-99 Days (IRCOCFY=50-99)	57	0.17
4 = 100-299 Days (IRCOCFY=100-299)	47	0.14
5 = 300-365 Days (IRCOCFY=300-365)	7	0.02
6 = Non User or No Past Year Use (IRCOCFY=991,993)	32174	97.81

(IRCRKFY)
CRKYDAYS

Len : 1 RC-# OF DAYS USED CRACK IN PAST YEAR		Freq	Pct
1 = 1-11 Days (IRCRKFY=1-11)	18	0.05
2 = 12-49 Days (IRCRKFY=12-49)	27	0.08
3 = 50-99 Days (IRCRKFY=50-99)	9	0.03
4 = 100-299 Days (IRCRKFY=100-299)	10	0.03
5 = 300-365 Days (IRCRKFY=300-365)	6	0.02
6 = Non User or No Past Year Use (IRCRKFY=991,993)	32823	99.79

(IRHERFY)
HERYDAYS

Len : 1 RC-# OF DAYS USED HEROIN IN PAST YEAR		Freq	Pct
1 = 1-11 Days (IRHERFY=1-11)	22	0.07
2 = 12-49 Days (IRHERFY=12-49)	11	0.03
3 = 50-99 Days (IRHERFY=50-99)	17	0.05
4 = 100-299 Days (IRHERFY=100-299)	29	0.09
5 = 300-365 Days (IRHERFY=300-365)	25	0.08
6 = Non User or No Past Year Use (IRHERFY=991,993)	32789	99.68

(IRHALLUCYFQ)
HALLNDAYYR

Len : 1 RC-# OF DAYS USED HALLUCINOGENS IN PAST YEAR		Freq	Pct
1 = 1-11 Days (IRHALLUCYFQ=1-11)	947	2.88
2 = 12-49 Days (IRHALLUCYFQ=12-49)	141	0.43
3 = 50-99 Days (IRHALLUCYFQ=50-99)	54	0.16
4 = 100-299 Days (IRHALLUCYFQ=100-299)	23	0.07
5 = 300-365 Days (IRHALLUCYFQ=300-365)	4	0.01
6 = Non User or No Past Year Use (IRHALLUCYFQ=991,993)	31724	96.45

RECORDED DRUG USE

(IRINHLYFQ)
INHNDAYR

Len : 1 RC-# OF DAYS USED INHALANTS IN PAST YEAR

	Freq	Pct
1 = 1-11 Days (IRINHLYFQ=1-11).....	292	0.89
2 = 12-49 Days (IRINHLYFQ=12-49).....	81	0.25
3 = 50-99 Days (IRINHLYFQ=50-99).....	30	0.09
4 = 100-299 Days (IRINHLYFQ=100-299).....	27	0.08
5 = 300-365 Days (IRINHLYFQ=300-365).....	8	0.02
6 = Non User or No Past Year Use (IRINHLYFQ=991,993).....	32455	98.67

(IRMETHAMYFQ)
METHNDAYR

Len : 1 RC-# OF DAYS USED METHAMPHETAMINE IN PAST YEAR

	Freq	Pct
1 = 1-11 Days (IRMETHAMYFQ=1-11).....	53	0.16
2 = 12-49 Days (IRMETHAMYFQ=12-49).....	41	0.12
3 = 50-99 Days (IRMETHAMYFQ=50-99).....	34	0.10
4 = 100-299 Days (IRMETHAMYFQ=100-299).....	81	0.25
5 = 300-365 Days (IRMETHAMYFQ=300-365).....	49	0.15
6 = Non User or No Past Year Use (IRMETHAMYFQ=991,993).....	32635	99.22

(IRCIGFM)
CIGMDAYS

Len : 1 RC-# OF DAYS USED CIGARETTES IN PAST MONTH

	Freq	Pct
1 = 1-2 Days (IRCIGFM=1-2).....	554	1.68
2 = 3-5 Days (IRCIGFM=3-5).....	377	1.15
3 = 6-19 Days (IRCIGFM=6-19).....	520	1.58
4 = 20-29 Days (IRCIGFM=20-29).....	418	1.27
5 = 30 Days (IRCIGFM=30).....	2238	6.80
6 = Non User or No Past Month Use (IRCIGFM=91,93).....	28786	87.51

(IRCGRFM)
CGRMDAYS

Len : 1 RC-# OF DAYS USED CIGARS IN PAST MONTH

	Freq	Pct
1 = 1-2 Days (IRCGRFM=1-2).....	516	1.57
2 = 3-5 Days (IRCGRFM=3-5).....	228	0.69
3 = 6-19 Days (IRCGRFM=6-19).....	195	0.59
4 = 20-30 Days (IRCGRFM=20-30).....	230	0.70
5 = Non User or No Past Month Use (IRCGRFM=91,93).....	31724	96.45

(IRSMKLSS30N)
SMKLSMDAYS

Len : 1 RC-# OF DAYS USED SMOKELESS TOBACCO IN PAST MONTH

	Freq	Pct
1 = 1-2 Days (IRSMKLSS30N=1-2).....	148	0.45
2 = 3-5 Days (IRSMKLSS30N=3-5).....	116	0.35
3 = 6-19 Days (IRSMKLSS30N=6-19).....	144	0.44
4 = 20-30 Days (IRSMKLSS30N=20-30).....	461	1.40
5 = Non User or No Past Month Use (IRSMKLSS30N=91,93).....	32024	97.36

(IRALCFM)
ALCMDAYS

Len : 1 RC-# OF DAYS USED ALCOHOL IN PAST MONTH

	Freq	Pct
1 = 1-2 Days (IRALCFM=1-2).....	4628	14.07
2 = 3-5 Days (IRALCFM=3-5).....	4258	12.95
3 = 6-19 Days (IRALCFM=6-19).....	4790	14.56
4 = 20-30 Days (IRALCFM=20-30).....	2418	7.35
5 = Non User or No Past Month Use (IRALCFM=91,93).....	16799	51.07

(IRMJFM)
MRJMDAYS

Len : 1 RC-# OF DAYS USED MARIJUANA IN PAST MONTH

	Freq	Pct
1 = 1-2 Days (IRMJFM=1-2).....	890	2.71
2 = 3-5 Days (IRMJFM=3-5).....	647	1.97
3 = 6-19 Days (IRMJFM=6-19).....	932	2.83
4 = 20-30 Days (IRMJFM=20-30).....	1952	5.93
5 = Non User or No Past Month Use (IRMJFM=91,93).....	28472	86.56

RECORDED DRUG USE

(IRCOCFM)
COCMDAYS

Len : 1 RC-# OF DAYS USED COCAINE IN PAST MONTH		Freq	Pct
1 = 1-2 Days (IRCOCFM=1-2)	117	0.36
2 = 3-5 Days (IRCOCFM=3-5)	57	0.17
3 = 6-19 Days (IRCOCFM=6-19)	29	0.09
4 = 20-30 Days (IRCOCFM=20-30)	10	0.03
5 = Non User or No Past Month Use (IRCOCFM=91,93)	32680	99.85

(IRCRKFM)
CRKMDAYS

Len : 1 RC-# OF DAYS USED CRACK IN PAST MONTH		Freq	Pct
1 = 1-2 Days (IRCRKFM=1-2)	15	0.05
2 = 3-5 Days (IRCRKFM=3-5)	6	0.02
3 = 6-19 Days (IRCRKFM=6-19)	7	0.02
4 = 20-30 Days (IRCRKFM=20-30)	8	0.02
5 = Non User or No Past Month Use (IRCRKFM=91,93)	32857	99.89

(IRHERFM)
HERMDAYS

Len : 1 RC-# OF DAYS USED HEROIN IN PAST MONTH		Freq	Pct
1 = 1-2 Days (IRHERFM=1-2)	4	0.01
2 = 3-5 Days (IRHERFM=3-5)	8	0.02
3 = 6-19 Days (IRHERFM=6-19)	9	0.03
4 = 20-30 Days (IRHERFM=20-30)	29	0.09
5 = Non User or No Past Month Use (IRHERFM=91,93)	32843	99.85

(IRHALLUC30N)
HALLNDAYPM

Len : 1 RC-# OF DAYS USED HALLUCINOGENS IN PAST MONTH		Freq	Pct
1 = 1-2 Days (IRHALLUC30N=1-2)	231	0.70
2 = 3-5 Days (IRHALLUC30N=3-5)	36	0.11
3 = 6-19 Days (IRHALLUC30N=6-19)	22	0.07
4 = 20-30 Days (IRHALLUC30N=20-30)	9	0.03
5 = Non User or No Past Month Use (IRHALLUC30N=91,93)	32595	99.09

(IRINHAL30N)
INHNDAYPM

Len : 1 RC-# OF DAYS USED INHALANTS IN PAST MONTH		Freq	Pct
1 = 1-2 Days (IRINHAL30N=1-2)	87	0.26
2 = 3-5 Days (IRINHAL30N=3-5)	25	0.08
3 = 6-19 Days (IRINHAL30N=6-19)	19	0.06
4 = 20-30 Days (IRINHAL30N=20-30)	10	0.03
5 = Non User or No Past Month Use (IRINHAL30N=91,93)	32752	99.57

(IRMETHAM30N)
METHNDAYPM

Len : 1 RC-# OF DAYS USED METHAMPHETAMINE IN PAST MONTH		Freq	Pct
1 = 1-2 Days (IRMETHAM30N=1-2)	24	0.07
2 = 3-5 Days (IRMETHAM30N=3-5)	31	0.09
3 = 6-19 Days (IRMETHAM30N=6-19)	35	0.11
4 = 20-30 Days (IRMETHAM30N=20-30)	67	0.20
5 = Non User or No Past Month Use (IRMETHAM30N=91,93)	32736	99.52

(IRPNRNM30FQ)
PNRNDAYPM

Len : 1 RC-# OF DAYS MISUSED PAIN RELIEVERS IN PAST MONTH		Freq	Pct
1 = 1-2 Days (IRPNRNM30FQ=1-2)	119	0.36
2 = 3-5 Days (IRPNRNM30FQ=3-5)	71	0.22
3 = 6-19 Days (IRPNRNM30FQ=6-19)	48	0.15
4 = 20-30 Days (IRPNRNM30FQ=20-30)	36	0.11
5 = Non User or No Past Month Misuse (IRPNRNM30FQ=91,93)	32619	99.17

RECORDED DRUG USE

(IRTRQNM30FQ)
TRQNDAYPM

Len : 1 RC-# OF DAYS MISUSED TRANQUILIZERS IN PAST MONTH

	Freq	Pct
1 = 1-2 Days (IRTRQNM30FQ=1-2)	99	0.30
2 = 3-5 Days (IRTRQNM30FQ=3-5)	52	0.16
3 = 6-19 Days (IRTRQNM30FQ=6-19)	25	0.08
4 = 20-30 Days (IRTRQNM30FQ=20-30)	11	0.03
5 = Non User or No Past Month Misuse (IRTRQNM30FQ=91,93)	32706	99.83

(IRSTMNM30FQ)
STMNDAYPM

Len : 1 RC-# OF DAYS MISUSED STIMULANTS IN PAST MONTH

	Freq	Pct
1 = 1-2 Days (IRSTMNM30FQ=1-2)	112	0.34
2 = 3-5 Days (IRSTMNM30FQ=3-5)	52	0.16
3 = 6-19 Days (IRSTMNM30FQ=6-19)	47	0.14
4 = 20-30 Days (IRSTMNM30FQ=20-30)	14	0.04
5 = Non User or No Past Month Misuse (IRSTMNM30FQ=91,93)	32668	99.32

(IRSEDNM30FQ)
SEDNDAYPM

Len : 1 RC-# OF DAYS MISUSED SEDATIVES IN PAST MONTH

	Freq	Pct
1 = 1-2 Days (IRSEDNM30FQ=1-2)	23	0.07
2 = 3-5 Days (IRSEDNM30FQ=3-5)	11	0.03
3 = 6-19 Days (IRSEDNM30FQ=6-19)	8	0.02
4 = 20-30 Days (IRSEDNM30FQ=20-30)	6	0.02
5 = Non User or No Past Month Misuse (IRSEDNM30FQ=91,93)	32845	99.85

(IRALCBNG30D)
BNGDRMDAYS

Len : 1 RC-# OF DAYS BINGE USED ALCOHOL IN PAST MONTH

	Freq	Pct
1 = 1-2 Days (IRALCBNG30D=1-2)	4085	12.42
2 = 3-5 Days (IRALCBNG30D=3-5)	1965	5.97
3 = 6-19 Days (IRALCBNG30D=6-19)	1090	3.31
4 = 20-30 Days (IRALCBNG30D=20-30)	358	1.09
5 = Non User or No Past Month Use (IRALCBNG30D=91,93)	25395	77.20

(CIG30AV, IRCIGFM)
CIGPDAY

Len : 1 RC-# OF CIGARETTES SMOKED PER DAY AMONG DAILY SMOKERS

	Freq	Pct
1 = Fewer Than 6 (CIG30AV=1,2,3 and IRCIGFM=30)	534	1.62
2 = 6-15 (CIG30AV=4 and IRCIGFM=30)	908	2.76
3 = 16-25 (CIG30AV=5 and IRCIGFM=30)	627	1.91
4 = 26 or More (CIG30AV=6,7 and IRCIGFM=30)	164	0.50
5 = Not Reported (CIG30AV=85,94,97,98 and IRCIGFM=30)	5	0.02
6 = No Daily Use (CIG30AV=91,93 or IRCIGFM=1-29,91,93)	30655	93.20

(CIGPDAY)
CIG1PACK

Len : 1 RC-SMKED 1+ PCK OF CIGS PER DAY AMNG DLY SMKERS (1/0)

	Freq	Pct
. = No daily use/not reported (CIGPDAY=5,6)	30660	93.21
0 = Smoked <1 pack per day (CIGPDAY=1,2)	1442	4.38
1 = Smoked 1+ pack per day (CIGPDAY=3,4)	791	2.40

The following variable, CIGAVGD, was defined as the midpoint of the range the respondent reported as the average number of cigarettes smoked per day on the days cigarettes were smoked in the past month (CIG30AV).

(CIG30AV)
CIGAVGD

Len : 4 RC-AVG NUMBER OF CIGARETTES SMOKED PER DAY

	Freq	Pct
. = Not Used/Unknown (Otherwise)	28793	87.54
0.5 = Less than 1 cigarette (CIG30AV=1)	428	1.30
1 = 1 cigarette (CIG30AV=2)	520	1.58
3.5 = 2 to 5 cigarettes (CIG30AV=3)	1179	3.58
10.5 = 6 to 15 cigarettes (CIG30AV=4)	1095	3.33
20.5 = 16 to 25 cigarettes (CIG30AV=5)	683	2.08
30.5 = 26 to 35 cigarettes (CIG30AV=6)	141	0.43
50 = More than 35 cigarettes (CIG30AV=7)	54	0.16

RECORDED DRUG USE

The following variable, CIGAVGM, was defined as the product of the number of days a user smoked cigarettes in the past month (IRCIGFM) and the average number of cigarettes smoked per day on the days cigarettes were smoked in the past month (CIGAVGD).

(CIGAVGD, IRCIGFM)

<u>CIGAVGM</u>	Len : 6 RC-NUMBER OF CIGARETTES SMOKED PER USER IN PAST MONTH		
		Freq	Pct
	RANGE = 0.5 - 1500	4100	12.46
	. = Not Used/Unknown (CIGAVGD=. or IRCIGFM=91,93).....	28793	87.54

The following variable, ALCNUMDKPM, was defined as the product of the number of days a user consumed alcohol in the past month (IRALCFM) and the average number of drinks consumed per day on the days alcohol was used in the past month (ALCUS30D). A value of missing was assigned whenever a respondent said that they had not used alcohol in the past month (IRALCFM=91, 93 or ALCUS30D=991, 993) or the average number of drinks consumed per day on the days alcohol was used in the past month was unknown (ALCUS30D=985, 994, 997, 998) or logically assigned to 5 or more (ALCUS30D=975).

(ALCUS30D, IRALCFM)

<u>ALCNUMDKPM</u>	Len : 4 RC-NUMBER OF ALC BEVS DRANK PER USER IN PAST MONTH		
		Freq	Pct
	RANGE = 1 - 1800	15308	46.54
	. = Not Used/Unknown (See comment above).....	17585	53.46

(IRCIGAGE)

<u>FUCIG18</u>	Len : 1 RC-FIRST USED CIGARETTES PRIOR TO AGE 18		
		Freq	Pct
	1 = Yes (IRCIGAGE<18)	9536	28.99
	2 = No (IRCIGAGE>=18)	23357	71.01

(IRCIGAGE)

<u>FUCIG21</u>	Len : 1 RC-FIRST USED CIGARETTES PRIOR TO AGE 21		
		Freq	Pct
	1 = Yes (IRCIGAGE<21)	13137	39.94
	2 = No (IRCIGAGE>=21)	19756	60.06

(IRCDUAGE)

<u>FUCD218</u>	Len : 1 RC-FIRST USED CIGARETTES DAILY PRIOR TO AGE 18		
		Freq	Pct
	1 = Yes (IRCDUAGE<18).....	3201	9.73
	2 = No (IRCDUAGE>=18).....	29692	90.27

(IRCDUAGE)

<u>FUCD221</u>	Len : 1 RC-FIRST USED CIGARETTES DAILY PRIOR TO AGE 21		
		Freq	Pct
	1 = Yes (IRCDUAGE<21).....	5772	17.55
	2 = No (IRCDUAGE>=21).....	27121	82.45

(IRCGRAGE)

<u>FUCGR18</u>	Len : 1 RC-FIRST USED CIGARS PRIOR TO AGE 18		
		Freq	Pct
	1 = Yes (IRCGRAGE<18).....	2591	7.88
	2 = No (IRCGRAGE>=18).....	30302	92.12

(IRCGRAGE)

<u>FUCGR21</u>	Len : 1 RC-FIRST USED CIGARS PRIOR TO AGE 21		
		Freq	Pct
	1 = Yes (IRCGRAGE<21).....	5821	17.70
	2 = No (IRCGRAGE>=21).....	27072	82.30

(IRSMKLSSTRY)

<u>FUSMKLSS18</u>	Len : 1 RC-FIRST USED SMOKELESS TOBACCO PRIOR TO AGE 18		
		Freq	Pct
	1 = Yes (IRSMKLSSTRY<18).....	2326	7.07
	2 = No (IRSMKLSSTRY>=18).....	30567	92.93

RECODED DRUG USE

(IRSMKLSSTRY)
FUSMKLSS21

Len : 1	RC-FIRST USED SMOKELESS TOBACCO PRIOR TO AGE 21		
	1 = Yes (IRSMKLSSTRY<21).....	Freq	Pct
	2 = No (IRSMKLSSTRY>=21).....	3525	10.72
		29368	89.28

(IRALCAGE)
FUALC18

Len : 1	RC-FIRST USED ALCOHOL PRIOR TO AGE 18		
	1 = Yes (IRALCAGE<18).....	Freq	Pct
	2 = No (IRALCAGE>=18).....	13963	42.45
		18930	57.55

(IRALCAGE)
FUALC21

Len : 1	RC-FIRST USED ALCOHOL PRIOR TO AGE 21		
	1 = Yes (IRALCAGE<21).....	Freq	Pct
	2 = No (IRALCAGE>=21).....	20243	61.54
		12650	38.46

(IRMJAGE)
FUMJ18

Len : 1	RC-FIRST USED MARIJUANA PRIOR TO AGE 18		
	1 = Yes (IRMJAGE<18).....	Freq	Pct
	2 = No (IRMJAGE>=18).....	8093	24.60
		24800	75.40

(IRMJAGE)
FUMJ21

Len : 1	RC-FIRST USED MARIJUANA PRIOR TO AGE 21		
	1 = Yes (IRMJAGE<21).....	Freq	Pct
	2 = No (IRMJAGE>=21).....	12108	36.81
		20785	63.19

(IRCOAGE)
FUCOC18

Len : 1	RC-FIRST USED COCAINE PRIOR TO AGE 18		
	1 = Yes (IRCOAGE<18).....	Freq	Pct
	2 = No (IRCOAGE>=18).....	817	2.48
		32076	97.52

(IRCOAGE)
FUCOC21

Len : 1	RC-FIRST USED COCAINE PRIOR TO AGE 21		
	1 = Yes (IRCOAGE<21).....	Freq	Pct
	2 = No (IRCOAGE>=21).....	2178	6.62
		30715	93.38

(IRCRKAGE)
FUCRK18

Len : 1	RC-FIRST USED CRACK PRIOR TO AGE 18		
	1 = Yes (IRCRKAGE<18).....	Freq	Pct
	2 = No (IRCRKAGE>=18).....	156	0.47
		32737	99.53

(IRCRKAGE)
FUCRK21

Len : 1	RC-FIRST USED CRACK PRIOR TO AGE 21		
	1 = Yes (IRCRKAGE<21).....	Freq	Pct
	2 = No (IRCRKAGE>=21).....	354	1.08
		32539	98.92

(IRHERAGE)
FUHER18

Len : 1	RC-FIRST USED HEROIN PRIOR TO AGE 18		
	1 = Yes (IRHERAGE<18).....	Freq	Pct
	2 = No (IRHERAGE>=18).....	117	0.36
		32776	99.64

RECODED DRUG USE

(IRHERAGE)
FUHER21

Len : 1	RC-FIRST USED HEROIN PRIOR TO AGE 21		
	1 = Yes (IRHERAGE<21).....	Freq	Pct
	2 = No (IRHERAGE>=21).....	263	0.80
		32630	99.20

(IRHALLUCAGE)
FUHALLUC18

Len : 1	RC-FIRST USED HALLUCINOGENS PRIOR TO AGE 18		
	1 = Yes (IRHALLUCAGE<18).....	Freq	Pct
	2 = No (IRHALLUCAGE>=18).....	1756	5.34
		31137	94.66

(IRHALLUCAGE)
FUHALLUC21

Len : 1	RC-FIRST USED HALLUCINOGENS PRIOR TO AGE 21		
	1 = Yes (IRHALLUCAGE<21).....	Freq	Pct
	2 = No (IRHALLUCAGE>=21).....	3594	10.93
		29299	89.07

(IRLSDAGE)
FULSD18

Len : 1	RC-FIRST USED LSD PRIOR TO AGE 18		
	1 = Yes (IRLSDAGE<18).....	Freq	Pct
	2 = No (IRLSDAGE>=18).....	1087	3.30
		31806	96.70

(IRLSDAGE)
FULSD21

Len : 1	RC-FIRST USED LSD PRIOR TO AGE 21		
	1 = Yes (IRLSDAGE<21).....	Freq	Pct
	2 = No (IRLSDAGE>=21).....	2248	6.83
		30645	93.17

(IRPCPAGE)
FUPCP18

Len : 1	RC-FIRST USED PCP PRIOR TO AGE 18		
	1 = Yes (IRPCPAGE<18).....	Freq	Pct
	2 = No (IRPCPAGE>=18).....	192	0.58
		32701	99.42

(IRPCPAGE)
FUPCP21

Len : 1	RC-FIRST USED PCP PRIOR TO AGE 21		
	1 = Yes (IRPCPAGE<21).....	Freq	Pct
	2 = No (IRPCPAGE>=21).....	326	0.99
		32567	99.01

(IRECSTMOAGE)
FUECSTMO18

Len : 1	RC-FIRST USED ECSTASY PRIOR TO AGE 18		
	1 = Yes (IRECSTMOAGE<18).....	Freq	Pct
	2 = No (IRECSTMOAGE>=18).....	568	1.73
		32325	98.27

(IRECSTMOAGE)
FUECSTMO21

Len : 1	RC-FIRST USED ECSTASY PRIOR TO AGE 21		
	1 = Yes (IRECSTMOAGE<21).....	Freq	Pct
	2 = No (IRECSTMOAGE>=21).....	1511	4.59
		31382	95.41

(IRINHALAGE)
FUINHAL18

Len : 1	RC-FIRST USED INHALANTS PRIOR TO AGE 18		
	1 = Yes (IRINHALAGE<18).....	Freq	Pct
	2 = No (IRINHALAGE>=18).....	2128	6.47
		30765	93.53

RECODED DRUG USE

(IRINHALAGE)
FUINHAL21

Len : 1	RC-FIRST USED INHALANTS PRIOR TO AGE 21		
	1 = Yes (IRINHALAGE<21).....	Freq	Pct
	2 = No (IRINHALAGE>=21).....	2767	8.41
		30126	91.59

(IRMETHAMAGE)
FUMETHAM18

Len : 1	RC-FIRST USED METHAMPHETAMINE PRIOR TO AGE 18		
	1 = Yes (IRMETHAMAGE<18).....	Freq	Pct
	2 = No (IRMETHAMAGE>=18).....	389	1.18
		32504	98.82

(IRMETHAMAGE)
FUMETHAM21

Len : 1	RC-FIRST USED METHAMPHETAMINE PRIOR TO AGE 21		
	1 = Yes (IRMETHAMAGE<21).....	Freq	Pct
	2 = No (IRMETHAMAGE>=21).....	779	2.37
		32114	97.63

(IRPNRNIMAGE)
FUPNRNM18

Len : 1	RC-FIRST MISUSED PAIN RELIEVERS PRIOR TO AGE 18		
	1 = Yes (IRPNRNIMAGE<18).....	Freq	Pct
	2 = No (IRPNRNIMAGE>=18).....	49	0.15
		32844	99.85

(IRPNRNIMAGE)
FUPNRNM21

Len : 1	RC-FIRST MISUSED PAIN RELIEVERS PRIOR TO AGE 21		
	1 = Yes (IRPNRNIMAGE<21).....	Freq	Pct
	2 = No (IRPNRNIMAGE>=21).....	79	0.24
		32814	99.76

(IRTRQNMAGE)
FUTRQNM18

Len : 1	RC-FIRST MISUSED TRANQUILIZERS PRIOR TO AGE 18		
	1 = Yes (IRTRQNMAGE<18).....	Freq	Pct
	2 = No (IRTRQNMAGE>=18).....	33	0.10
		32860	99.90

(IRTRQNMAGE)
FUTRQNM21

Len : 1	RC-FIRST MISUSED TRANQUILIZERS PRIOR TO AGE 21		
	1 = Yes (IRTRQNMAGE<21).....	Freq	Pct
	2 = No (IRTRQNMAGE>=21).....	56	0.17
		32837	99.83

(IRSTMNMAGE)
FUSTMNM18

Len : 1	RC-FIRST MISUSED STIMULANTS PRIOR TO AGE 18		
	1 = Yes (IRSTMNMAGE<18).....	Freq	Pct
	2 = No (IRSTMNMAGE>=18).....	40	0.12
		32853	99.88

(IRSTMNMAGE)
FUSTMNM21

Len : 1	RC-FIRST MISUSED STIMULANTS PRIOR TO AGE 21		
	1 = Yes (IRSTMNMAGE<21).....	Freq	Pct
	2 = No (IRSTMNMAGE>=21).....	71	0.22
		32822	99.78

(IRSEDNMAGE)
FUSEDNM18

Len : 1	RC-FIRST MISUSED SEDATIVES PRIOR TO AGE 18		
	1 = Yes (IRSEDNMAGE<18).....	Freq	Pct
	2 = No (IRSEDNMAGE>=18).....	5	0.02
		32888	99.98

RECODED DRUG USE

(IRSEDNMAGE)
FUSEDNM21

Len : 1 RC-FIRST MISUSED SEDATIVES PRIOR TO AGE 21

	Freq	Pct
1 = Yes (IRSEDNMAGE<21)	9	0.03
2 = No (IRSEDNMAGE>=21)	32884	99.97

The following main reason for misusing pain relievers, PNRMAINRSN, is defined based on answers to questions about respondents' reasons for misusing pain relievers for their last misuse. Respondents could report more than one reason for misusing pain relievers the last time. If they reported more than one reason, then they were asked to report the main reason. If data existed for the main reason question, then that response was considered to be their main reason. If respondents reported only one reason for their last misuse, then that logically was the main reason (i.e., these respondents were not asked the question for their main reason). If respondents reported that some other reason was their main reason for their last misuse, then their response was logically assigned from the write in data. In the documentation below, values of 11-18 in PNRMAINRSN reflect situations where respondents reported more than one reason for their last misuse, their "other" reason for their last misuse was their main reason for their last misuse, but the other reason was the reason specified as one of the eight categories below.

1. Main reason is to relieve physical pain (PNRRSMAIN=1,11), reported only one reason which was to relieve physical pain (PNRRSMAIN=99 and PNRRSPAIN=1), or reported some other reason as their only reason but specified that this other reason was to relieve physical pain (PNRRSMAIN=99 and PNRRSPAIN=3).
2. Main reason is to relax or relieve tension (PNRRSMAIN=2,12), reported only one reason which was to relax or relieve tension (PNRRSMAIN=99 and PNRRSRELX=1), or reported some other reason as their only reason but specified that this other reason was to relax or relieve tension (PNRRSMAIN=99 and PNRRSRELX=3).
3. Main reason is to experiment or see what it's like (PNRRSMAIN=3,13), reported only one reason which was to experiment or see what it's like (PNRRSMAIN=99 and PNRRSEXPT=1), or reported some other reason as their only reason but specified that this other reason was to experiment or see what it's like (PNRRSMAIN=99 and PNRRSEXPT=3).
4. Main reason is to feel good or get high (PNRRSMAIN=4,14), reported only one reason which was to feel good or get high (PNRRSMAIN=99 and PNRRHIGH=1), or reported some other reason as their only reason but specified that this other reason was to feel good or get high (PNRRSMAIN=99 and PNRRSHIGH=3).
5. Main reason is to help with sleep (PNRRSMAIN=5,15), reported only one reason which was to help with sleep (PNRRSMAIN=99 and PNRRSSLEP=1), or reported some other reason as their only reason but specified that this other reason was to help with sleep (PNRRSMAIN=99 and PNRRSSLEP=3).
6. Main reason is to help with feelings or emotions (PNRRSMAIN=6,16), reported only one reason which was to help with feelings or emotions (PNRRSMAIN=99 and PNRRSEMOT=1), or reported some other reason as their only reason but specified that this other reason was to help with feelings or emotions (PNRRSMAIN=99 and PNRRSEMOT=3).
7. Main reason is to increase/decrease effects of other drugs (PNRRSMAIN=7,17), reported only one reason which was to increase/decrease the effects of other drugs (PNRRSMAIN=99 and PNRRSDGFX=1), or reported some other reason as their only reason but specified that this other reason was to increase/decrease the effects of other drugs (PNRRSMAIN=99 and PNRRSDGFX=3).
8. Main reason is because hooked or have to have drug (PNRRSMAIN=8,18), reported only one reason which was because they were hooked or had to have the drug (PNRRSMAIN=99 and PNRRSHOOK=1), or reported some other reason as their only reason but specified that this other reason was because they were hooked or had to have the drug (PNRRSMAIN=99 and PNRRSHOOK=3).
9. Main reason is some other reason (PNRRSMAIN=9), or reported only one reason which was a valid other reason listed for pain relievers other than those defined above based on the write in data (PNRRSMAIN=99 and PNRRSSOR=1 and PNRRSOTRS2=9-71). Values of 1-8 that are in the specific other reason level are write in responses that do not correspond to reasons listed for pain relievers but are considered valid reasons so are not excluded.

(System Missing): Main reason is unknown (PNRRSMAIN=85,94,98) or reported only one reason and the other pain reliever reason was not a valid reason (PNRRSMAIN=99 and PNRRSSOR=1 and PNRRSOTRS2=985,994,997).

(PNRRSDGFX, PNRRSEMOT, PNRRSEXPT, PNRRSHIGH, PNRRSHOOK, PNRRSMAIN, PNRRSOTRS2, PNRRSPAIN, PNRRSRELX, PNRRSSLEP, PNRRSSOR)

PNRMAINRSN Len : 1 RC-MAIN REASON FOR MISUSING PAIN RELIEVERS LAST EPISODE

	Freq	Pct
. = Unknown (See comment above)	207	0.63
1 = Relieve physical pain (see comment above)	594	1.81
2 = Relax or relieve tension (see comment above)	100	0.30
3 = Experiment/see what like (see comment above)	31	0.09
4 = Feel good/get high (see comment above)	139	0.42
5 = Help with sleep (see comment above)	51	0.16
6 = Help with feelings or emotions (see comment above)	55	0.17
7 = Inc/dec effects oth drg (see comment above)	8	0.02
8 = Hooked or have to have drug (see comment above)	30	0.09
9 = Some other reason (see comment above)	21	0.06
10 = Did not misuse in pst 12 mos (PNRRSMAIN=83,91,93)	31657	96.24

RECODED DRUG USE

The following main reason for misusing tranquilizers, TRQMAINRSN, is defined based on answers to questions about respondents' reasons for misusing tranquilizers for their last misuse. Respondents could report more than one reason for misusing tranquilizers the last time. If they reported more than one reason, then they were asked to report the main reason. If data existed for the main reason question, then that response was considered to be their main reason. If respondents reported only one reason for their last misuse, then that logically was the main reason (i.e., these respondents were not asked the question for their main reason). If respondents reported that some other reason was their main reason for their last misuse, then their response was logically assigned from the write in data. In the documentation below, values of 11-17 in TRQRSMAIN reflect situations where respondents reported more than one reason for their last misuse, their "other" reason for their last misuse was their main reason for their last misuse, but the other reason was the reason specified as one of the seven categories below.

1. Main reason is to relax or relieve tension (TRQRSMAIN=1,11), reported only one reason which was to relax or relieve tension (TRQRSMAIN=99 and TRQRSRELX=1), or reported some other reason as their only reason but specified that this other reason was to relax or relieve tension (TRQRSMAIN=99 and TRQRSRELX=3).
2. Main reason is to experiment or see what it's like (TRQRSMAIN=2,12), reported only one reason which was to experiment or see what it's like (TRQRSMAIN=99 and TRQRSEXPT=1), or reported some other reason as their only reason but specified that this other reason was to experiment or see what it's like (TRQRSMAIN=99 and TRQRSEXPT=3).
3. Main reason is to feel good or get high (TRQRSMAIN=3,13), reported only one reason which was to feel good or get high (TRQRSMAIN=99 and TRQRSHIGH=1), or reported some other reason as their only reason but specified that this other reason was to feel good or get high (TRQRSMAIN=99 and TRQRSHIGH=3).
4. Main reason is to help with sleep (TRQRSMAIN=4,14), reported only one reason which was to help with sleep (TRQRSMAIN=99 and TRQRSSLEP=1), or reported some other reason as their only reason but specified that this other reason was to help with sleep (TRQRSMAIN=99 and TRQRSSLEP=3).
5. Main reason is to help with feelings or emotions (TRQRSMAIN=5,15), reported only one reason which was to help with feelings or emotions (TRQRSMAIN=99 and TRQRSEMOT=1), or reported some other reason as their only reason but specified that this other reason was to help with feelings or emotions (TRQRSMAIN=99 and TRQRSEMOT=3).
6. Main reason is to increase/decrease effects of other drugs (TRQRSMAIN=6,16), reported only one reason which was to increase/decrease the effects of other drugs (TRQRSMAIN=99 and TRQRSDFGX=1), or reported some other reason as their only reason but specified that this other reason was to increase/decrease the effects of other drugs (TRQRSMAIN=99 and TRQRSDFGX=3).
7. Main reason is because hooked or have to have drug (TRQRSMAIN=7,17), reported only one reason which was because they were hooked or had to have the drug (TRQRSMAIN=99 and TRQRSHOOK=1), or reported some other reason as their only reason but specified that this other reason was because they were hooked or had to have the drug (TRQRSMAIN=99 and TRQRSHOOK=3).
8. Main reason is some other reason (TRQRSMAIN=8), or reported only one reason which was a valid other reason listed for tranquilizer other than those defined above based on the write in data (TRQRSMAIN=99 and TRQRSSOR=1 and TRQRSOTRS2=1, 9-72). Values of 2-8 that are in the specific other reason level are write in responses that do not correspond to reasons listed for tranquilizers but are considered valid reasons so are not excluded.

(System Missing): Main reason is unknown (TRQRSMAIN=85,94,98) or reported only one reason and the other tranquilizer reason was not a valid reason (TRQRSMAIN=99 and TRQRSSOR=1 and TRQRSOTRS2=985,994,997).

(TRQRSDFGX, TRQRSEMOT, TRQRSEXPT, TRQRSHIGH, TRQRSHOOK, TRQRSMAIN, TRQRSOTRS2, TRQRSRELX, TRQRSSLEP, TRQRSSOR)

TRQMAINRSN

Len : 1 RC-MAIN REASON FOR MISUSING TRANQUILIZERS LAST EPISODE

	Freq	Pct
. = Unknown (see comment above).....	181	0.55
1 = Relax or relieve tension (see comment above).....	267	0.81
2 = Experiment/see what like (see comment above)	33	0.10
3 = Feel good/get high (see comment above).....	98	0.30
4 = Help with sleep (see comment above).....	122	0.37
5 = Help with feelings or emotions (see comment above).....	105	0.32
6 = Inc/dec effects oth drg (see comment above)	9	0.03
7 = Hooked or have to have drug (see comment above).....	4	0.01
8 = Some other reason (see comment above)	28	0.09
9 = Did not misuse in pst 12 mos (TRQRSMAIN=83,91,93)	32046	97.42

RECODED DRUG USE

The following main reason for misusing stimulants, STMMAINRSN, is defined based on answers to questions about respondents' reasons for misusing stimulants for their last misuse. Respondents could report more than one reason for misusing stimulants the last time. If they reported more than one reason, then they were asked to report the main reason. If data existed for the main reason question, then that response was considered to be their main reason. If respondents reported only one reason for their last misuse, then that logically was the main reason (i.e., these respondents were not asked the question for their main reason). If respondents reported that some other reason was their main reason for their last misuse, then their response was logically assigned from the write in data. In the documentation below, values of 11-18 in STMRSMAIN reflect situations where respondents reported more than one reason for their last misuse, their "other" reason for their last misuse was their main reason for their last misuse, but the other reason was the reason specified as one of the eight categories below.

1. Main reason is to help lose weight (STMRSMAIN=1,11), reported only one reason which was to help lose weight (STMRSMAIN=99 and STMRSWGHT=1), or reported some other reason as their only reason but specified that this other reason was to help lose weight (STMRSMAIN=99 and STMRSWGHT=3).
2. Main reason is to help concentrate (STMRSMAIN=2,12), reported only one reason which was to help concentrate (STMRSMAIN=99 and STMRSCONC=1), or reported some other reason as their only reason but specified that this other reason was to help concentrate (STMRSMAIN=99 and STMRSCONC=3).
3. Main reason is to help be alert or stay awake (STMRSMAIN=3,13), reported only one reason which was to help be alert or stay awake (STMRSMAIN=99 and STMRSALRT=1), or reported some other reason as their only reason but specified that this other reason was to help be alert or stay awake (STMRSMAIN=99 and STMRSALRT=3).
4. Main reason is to help study (STMRSMAIN=4,14), reported only one reason which was to help study (STMRSMAIN=99 and STMRSSTDY=1), or reported some other reason as their only reason but specified that this other reason was to help study (STMRSMAIN=99 and STMRSSTDY=3).
5. Main reason is to experiment or see what it's like (STMRSMAIN=5,15), reported only one reason which was to experiment or see what it's like (STMRSMAIN=99 and STMRSXPT=1), or reported some other reason as their only reason but specified that this other reason was to experiment or see what it's like (STMRSMAIN=99 and STMRSXPT=3).
6. Main reason is to feel good or get high (STMRSMAIN=6,16), reported only one reason which was to feel good or get high (STMRSMAIN=99 and STMRSHIGH=1), or reported some other reason as their only reason but specified that this other reason was to feel good or get high (STMRSMAIN=99 and STMRSHIGH=3).
7. Main reason is to increase/decrease effects of other drugs (STMRSMAIN=7,17), reported only one reason which was to increase/decrease the effects of other drugs (STMRSMAIN=99 and STMRSDGFX=1), or reported some other reason as their only reason but specified that this other reason was to increase/decrease the effects of other drugs (STMRSMAIN=99 and STMRSDGFX=3).
8. Main reason is because hooked or have to have the drug (STMRSMAIN=8,18), reported only one reason which was because they were hooked or had to have the drug (STMRSMAIN=99 and STMRSHOOK=1), or reported some other reason as their only reason but specified that this other reason was because they were hooked or had to have the drug (STMRSMAIN=99 and STMRSHOOK=3).
9. Main reason is some other reason (STMRSMAIN=9), or reported only one reason which was a valid other reason listed for stimulant other than those defined above based on the write in data (STMRSMAIN=99 and STMRSSOR=1 and STMRSOTRS2=1,2,6,14-35). Values of 3,4, and 7-12 that are in the specific other reason level are write in responses that do not correspond to reasons listed for stimulants but are considered valid reasons so are not excluded.

(System Missing): Main reason is unknown (STMRSMAIN=85,94,98) or reported only one reason and the other reason was not a valid reason (STMRSMAIN=99 and STMRSSOR=1 and STMRSOTRS2 = 985,994,997).

(STMRSALRT, STMRSCONC, STMRSDGFX, STMRSXPT, STMRSHIGH, STMRSHOOK, STMRSMAIN, STMRSOTRS2, STMRSSOR, STMRSSTDY, STMRSWGHT)

STMMAINRSN Len: 1 RC-MAIN REASON FOR MISUSING STIMULANTS LAST EPISODE

	Freq	Pct
. = Unknown (see comment above).....	178	0.54
1 = Help lose weight (see comment above).....	30	0.09
2 = Help concentrate (see comment above).....	225	0.68
3 = Help be alert or stay awake (see comment above)	201	0.61
4 = Help study (see comment above).....	140	0.43
5 = Experiment/see what like (see comment above)	29	0.09
6 = Feel good/get high (see comment above).....	94	0.29
7 = Inc/dec effects oth drg (see comment above)	11	0.03
8 = Hooked or have to have drug (see comment above).....	4	0.01
9 = Some other reason (see comment above).....	24	0.07
10 = Did not misuse in pst 12 mos (STMRSMAIN=83,91,93)	31957	97.15

RECORDED DRUG USE

The following main reason for misusing sedatives, SEDMAINRSN, is defined based on answers to questions about respondents' reasons for misusing sedatives for their last misuse. Respondents could report more than one reason for misusing sedatives the last time. If they reported more than one reason, then they were asked to report the main reason. If data existed for the main reason question, then that response was considered to be their main reason. If respondents reported only one reason for their last misuse, then that logically was the main reason (i.e., these respondents were not asked the question for their main reason). If respondents reported that some other reason was their main reason for their last misuse, then their response was logically assigned from the write in data. In the documentation below, values of 11-17 in SEDRSMAIN reflect situations where respondents reported more than one reason for their last misuse, their "other" reason for their last misuse was their main reason for their last misuse, but the other reason was the reason specified as one of the seven categories below.

1. Main reason is to relax or relieve tension (SEDRSMAIN=1,11), reported only one reason which was to relax or relieve tension (SEDRSMAIN=99 and SEDRSRELX=1), or reported some other reason as their only reason but specified that this other reason was to relax or relieve tension (SEDRSMAIN=99 and SEDRSRELX=3).
2. Main reason is to experiment or see what it's like (SEDRSMAIN=2,12), reported only one reason which was to experiment or see what it's like (SEDRSMAIN=99 and SEDRSEXPT=1), or reported some other reason as their only reason but specified that this other reason was to experiment or see what it's like (SEDRSMAIN=99 and SEDRSEXPT=3).
3. Main reason is to feel good or get high (SEDRSMAIN=3,13), reported only one reason which was to feel good or get high (SEDRSMAIN=99 and SEDRSHIGH=1), or reported some other reason as their only reason but specified that this other reason was to feel good or get high (SEDRSMAIN=99 and SEDRSHIGH=3).
4. Main reason is to help with sleep (SEDRSMAIN=4,14), reported only one reason which was to help with sleep (SEDRSMAIN=99 and SEDRSSLEP=1), or reported some other reason as their only reason but specified that this other reason was to help with sleep (SEDRSMAIN=99 and SEDRSSLEP=3).
5. Main reason is to help with feelings or emotions (SEDRSMAIN=5,15), reported only one reason which was to help with feelings or emotions (SEDRSMAIN=99 and SEDRSEMOT=1), or reported some other reason as their only reason but specified that this other reason was to help with feelings or emotions (SEDRSMAIN=99 and SEDRSEMOT=3).
6. Main reason is to increase/decrease effects of other drugs (SEDRSMAIN=6,16), reported only one reason which was to increase/decrease the effects of other drugs (SEDRSMAIN=99 and SEDRSDGFX=1), or reported some other reason as their only reason but specified that this other reason was to increase/decrease the effects of other drugs (SEDRSMAIN=99 and SEDRSDGFX=3).
7. Main reason is because hooked or have to have the drug (SEDRSMAIN=7,17), reported only one reason which was because they were hooked or had to have the drug (SEDRSMAIN=99 and SEDRSHOOK=1), or reported some other reason as their only reason but specified that this other reason was because they were hooked or had to have the drug (SEDRSMAIN=99 and SEDRSHOOK=3).
8. Main reason is some other reason (SEDRSMAIN=8), or reported only one reason which was a valid other reason listed for sedative other than those defined above based on the write in data (SEDRSMAIN=99 and SEDRSSOR=1 and SEDRSOTRS2=1, 9-33). Values of 2-8 that are in the specific other reason level are write in responses that do not correspond to reasons listed for sedatives but are considered valid reasons so are not excluded.

(System Missing): Main reason is unknown (SEDRSMAIN=85,94,98) or reported only one reason and the other reason was not a valid reason (SEDRSMAIN=99 and SEDRSSOR=1 and SEDRSOTRS2=985,994,997).

(SEDRSDGFX, SEDRSEMOT, SEDRSEXPT, SEDRSHIGH, SEDRSHOOK, SEDRSMAIN, SEDRSOTRS2, SEDRSRELX, SEDRSSLEP, SEDRSSOR)

SEDMAINRSN

Len : 1 RC-MAIN REASON FOR MISUSING SEDATIVES LAST EPISODE

	Freq	Pct
. = Unknown (see comment above).....	206	0.63
1 = Relax or relieve tension (see comment above).....	21	0.06
2 = Experiment/see what like (see comment above)	3	0.01
3 = Feel good/get high (see comment above).....	7	0.02
4 = Help with sleep (see comment above).....	103	0.31
5 = Help with feelings or emotions (see comment above).....	7	0.02
7 = Hooked or have to have drug (see comment above).....	1	0.00
8 = Some other reason (see comment above).....	3	0.01
9 = Did not misuse in pst 12 mos (SEDRSMAIN=83,91,93).....	32542	98.93

RECODED DRUG USE

NOTE: Due to the 2015 questionnaire redesign, measures of the source of respondent's most recent misuse of prescription drugs were either removed due to data availability issues or were created differently and renamed due to a break in trend.

The variable for the source of last use of methamphetamine (MTHLTSC4) will not be created since methamphetamine is no longer included with the other prescription drugs and the source questions were removed. Additionally, questions asking about the sources of each prescription drug in the past 30 days were removed, resulting in a change in the creation method of the remaining source of last use variables: SRCPNRM2 (previously ANLLTS2), SRCTRQNM2 (previously TRNLTS2), SRCSTMNM2 (previously STMLTS2), and SRCSEDNM2 (SEDLTS2). Other questionnaire changes that contributed to a trend break for the source of a respondent's most recent misuse of prescription drugs were that the questions were relocated from the Prior Substance Use module to modules pertaining to the use of the specific drug and two response options were removed.

In 2015 and later years, four variables pertain to the source of a respondent's most recent misuse of prescription pain relievers (SRCPNRM2), prescription tranquilizers (SRCTRQNM2), prescription stimulants (SRCSTMNM2), and prescription sedatives (SRCSEDNM2) within the past year.

For each variable there are 8 mutually exclusive categories for specific sources, and a missing category for respondents with no past year misuse or unknown responses to the source questions. The categories for the specific sources take into account responses from a single question asking about a single, most recent source of misuse among respondents who misused in the past year.

Based on the following conditions, a respondent was classified in one of the following 9 categories (including System missing) for the source of most recent prescription drug misuse in the past year for the variables, SRCPNRM2, SRCTRQNM2, SRCSTMNM2, and SRCSEDNM2:

1. Got From One Doctor
2. Got From More Than One Doctor
3. Stole from Dr Office, Clinic, Hospital, or Pharmacy
4. Got From Friend or Relative for Free
5. Bought from Friend or Relative
6. Took from Friend or Relative without Asking
7. Bought from Drug Dealer or Other Stranger
8. Got Some Other Way

(System Missing) No Past Year Misuse/Unknown/Invalid Source

[SRCPNRM2](#) Len : 2 RC-SOURCE OF PAIN RELIEVERS FOR LAST MISUSE

	Freq	Pct
. = No Past Year Misuse/Unknown/Invalid Source	31898	96.98
1 = Got From One Doctor	374	1.14
2 = Got From More Than One Doctor	16	0.05
3 = Stole from Dr Office, Clinic, Hospital, or Pharmacy	4	0.01
4 = Got From Friend or Relative for Free	340	1.03
5 = Bought from Friend or Relative	95	0.29
6 = Took from Friend or Relative without Asking	43	0.13
7 = Bought from Drug Dealer or Other Stranger	88	0.27
8 = Got Some Other Way	35	0.11

[SRCTRQNM2](#) Len : 2 RC-SOURCE OF TRANQUILIZERS FOR LAST MISUSE

	Freq	Pct
. = No Past Year Misuse/Unknown/Invalid Source	32239	98.01
1 = Got From One Doctor	131	0.40
2 = Got From More Than One Doctor	8	0.02
4 = Got From Friend or Relative for Free	329	1.00
5 = Bought from Friend or Relative	73	0.22
6 = Took from Friend or Relative without Asking	31	0.09
7 = Bought from Drug Dealer or Other Stranger	62	0.19
8 = Got Some Other Way	20	0.06

[SRCSTMNM2](#) Len : 2 RC-SOURCE OF STIMULANTS FOR LAST MISUSE

	Freq	Pct
. = No Past Year Misuse/Unknown/Invalid Source	32143	97.72
1 = Got From One Doctor	100	0.30
2 = Got From More Than One Doctor	5	0.02
4 = Got From Friend or Relative for Free	413	1.26
5 = Bought from Friend or Relative	135	0.41
6 = Took from Friend or Relative without Asking	20	0.06
7 = Bought from Drug Dealer or Other Stranger	59	0.18
8 = Got Some Other Way	18	0.05

RECODED DRUG USE

SRCSEDNM2

Len : 2 RC-SOURCE OF SEDATIVES FOR LAST MISUSE

	Freq	Pct
. = No Past Year Misuse/Unknown/Invalid Source	32749	99.56
1 = Got From One Doctor	46	0.14
4 = Got From Friend or Relative for Free	74	0.22
5 = Bought from Friend or Relative	8	0.02
6 = Took from Friend or Relative without Asking	9	0.03
7 = Bought from Drug Dealer or Other Stranger	3	0.01
8 = Got Some Other Way	4	0.01

NOTE: Due to the 2015 questionnaire redesign, measures of the source of a friend's or relative's most recent misuse of prescription drugs were either removed due to data availability or were created differently and renamed due to a break in trend.

The variable for the source of last use of methamphetamine (MTHSRCF2) was not created since methamphetamine is no longer included with the other prescription drugs and the source questions were removed. Additionally, questions asking about friends' or relatives' sources of each prescription drug in the past 30 days were removed, resulting in a change in the creation method of the remaining source of last use variables: SRCFRPNRNM (previously ANLSRCF2), SRCFRTRQNM (previously TRNSRCF2), SRCFRSTMNM (previously STMSRCF2), and SRCFRSEDNM (SEDSRCF2). Other questionnaire changes that contributed to a trend break for the source of a friend's or relative's most recent misuse of prescription drugs were that the questions were relocated from the Prior Substance Use module to modules pertaining to the use of the specific drug and two response options were removed.

In the 2015 and later years questionnaire, a respondent who misused prescription drugs in the past year was administered a question regarding the source of the drug during their most recent use. If they indicated that their most recent source was a 'friend or relative for free' from either of these questions, then a respondent was administered a follow-up question that asked the source the friend/relative had obtained the drug from. The following four variables pertain to the source from which a respondent's friend or relative obtained the drug for prescription pain relievers (SRCFRPNRNM), prescription tranquilizers (SRCFRTRQNM), prescription stimulants (SRCFRSTMNM), and prescription sedatives (SRCFRSEDNM) within the past year.

For each variable there are eight mutually exclusive categories for specific sources that the friend/relative obtained the drug from and a missing category for respondents who did not indicate using the drug in the past year (or lifetime) or a respondent that indicated in one of the previous questions that they had obtained the drug for most recent use from a valid source other than a friend or relative for free and respondents with unknown or invalid values.

Based on the following conditions, a respondent was classified in one of the following nine categories (including System Missing) for the source of most recent prescription drug use in the past year for the variables, SRCFRPNRNM, SRCFRTRQNM, SRCFRSTMNM, and SRCFRSEDNM:

1. Got Prescription(s) from One Doctor (XXXGOTLAS=4 and XXXFFGOT=1, 11)
2. Got Prescription(s) from More Than One Doctor (XXXGOTLAS=4 and XXXFFGOT=2, 12)
3. Stole from Dr Office, Clinic, Hospital, or Pharmacy(XXXGOTLAS=4 and XXXFFGOT=3, 13)
4. Got From Friend or Relative for Free (XXXGOTLAS=4 and XXXFFGOT=4, 14)
5. Bought from Friend or Relative (XXXGOTLAS=4 and XXXFFGOT=5, 15)
6. Took from Friend or Relative without Asking (XXXGOTLAS=4 and XXXFFGOT=6, 16)
7. Bought from Drug Dealer or Other Stranger (XXXGOTLAS=4 and XXXFFGOT=7, 17)
8. Got Some Other Way (XXXGOTLAS=4 and XXXFFGOT=8 and XXXFFGTSP=valid "other" response, levels 9-38, 71)

(System Missing): No Past Year Misuse or Valid Source of Most Recent Misuse Not from Friend or Relative for Free /Unknown/Invalid Source (XXXGOTLAS not=4 or [XXXGOTLAS=4 and XXXFFGOT=94, 97, 98]) or [XXXGOTLAS=4 and XXXFFGOT=8 and XXXFFGTSP=70, 72-75, 85, 94, 97, 98])

SRCFRPNRNM

Len : 2 RC-SOURCE OF FRIEND/RELATIVE PAIN RELIEVERS FOR LAST MISUSE

	Freq	Pct
. = No PY Misuse/Not from Fr,Rel/Unknwn/Invalid Source	32574	99.03
1 = Got Prescription(s) from One Doctor	265	0.81
2 = Got Prescription(s) from More Than One Doctor	4	0.01
3 = Stole from Dr Office, Clinic, Hospital, or Pharmacy	4	0.01
4 = Got from Friend or Relative for Free	19	0.06
5 = Bought from Friend or Relative	8	0.02
6 = Took from Friend or Relative without Asking	4	0.01
7 = Bought from Drug Dealer or Other Stranger	11	0.03
8 = Got Some Other Way	4	0.01

SRCFRTRQNM

Len : 2 RC-SOURCE OF FRIEND/RELATIVE TRANQUILIZERS FOR LAST MISUSE

	Freq	Pct
. = No PY Misuse/Not from Fr,Rel/Unknwn/Invalid Source	32581	99.05
1 = Got Prescription(s) from One Doctor	258	0.78
2 = Got Prescription(s) from More Than One Doctor	4	0.01
4 = Got from Friend or Relative for Free	17	0.05
5 = Bought from Friend or Relative	12	0.04
6 = Took from Friend or Relative without Asking	4	0.01
7 = Bought from Drug Dealer or Other Stranger	14	0.04
8 = Got Some Other Way	3	0.01

RECODED DRUG USE

SRCFRSTMNM

Len : 2 RC-SOURCE OF FRIEND/RELATIVE STIMULANTS FOR LAST MISUSE

	Freq	Pct
. = No PY Misuse/Not from Fr,Rel/Unknwn/Invalid Source	32512	98.84
1 = Got Prescription(s) from One Doctor.....	309	0.94
2 = Got Prescription(s) from More Than One Doctor.....	7	0.02
3 = Stole from Dr Office, Clinic, Hospital,or Pharmacy.....	1	0.00
4 = Got from Friend or Relative for Free.....	30	0.09
5 = Bought from Friend or Relative.....	22	0.07
6 = Took from Friend or Relative without Asking.....	2	0.01
7 = Bought from Drug Dealer or Other Stranger.....	8	0.02
8 = Got Some Other Way.....	2	0.01

SRCFRSEDNM

Len : 2 RC-SOURCE OF FRIEND/RELATIVE SEDATIVES FOR LAST MISUSE

	Freq	Pct
. = No PY Misuse/Not from Fr,Rel/Unknwn/Invalid Source	32822	99.78
1 = Got Prescription(s) from One Doctor.....	64	0.19
2 = Got Prescription(s) from More Than One Doctor.....	2	0.01
3 = Stole from Dr Office, Clinic, Hospital,or Pharmacy.....	1	0.00
4 = Got from Friend or Relative for Free.....	2	0.01
5 = Bought from Friend or Relative.....	1	0.00
8 = Got Some Other Way.....	1	0.00

NOTE: The following four variables show collapsed levels for the source of friend or relative's most recent misuse of prescription pain relievers (SRCCLFRPNR), prescription tranquilizers (SRCCLFRTRQ), prescription stimulants (SRCCLFRSTM), and prescription sedatives (SRCCLFRSED) within the past year.

(SRCFRPNRNM)

SRCCLFRPNR

Len : 1 RC-COLLAPSED SOURCE OF FRND/REL PAIN RLVRs FOR LAST MISUSE

	Freq	Pct
. = No PY Misuse/Not from Fr,Rel/Unknwn/Invld (Otherwise)	32574	99.03
1 = Got Frm Dr/Stle Frm Hlth Cr Prv (SRCFRPNRNM=1,2,3).....	273	0.83
2 = Got From Friend/Relative (SRCFRPNRNM=4,5,6).....	31	0.09
3 = Got From Another Source (SRCFRPNRNM=7,8).....	15	0.05

(SRCFRTRQNM)

SRCCLFRTRQ

Len : 1 RC-COLLAPSED SOURCE OF FRND/REL TRANQLZRS FOR LAST MISUSE

	Freq	Pct
. = No PY Misuse/Not from Fr,Rel/Unknwn/Invld (Otherwise)	32581	99.05
1 = Got Frm Dr/Stle Frm Hlth Cr Prv (SRCFRTRQNM=1,2,3).....	262	0.80
2 = Got From Friend/Relative (SRCFRTRQNM=4,5,6).....	33	0.10
3 = Got From Another Source (SRCFRTRQNM=7,8).....	17	0.05

(SRCFRSTMNM)

SRCCLFRSTM

Len : 1 RC-COLLAPSED SOURCE OF FRND/REL STIMULANTS FOR LAST MISUSE

	Freq	Pct
. = No PY Misuse/Not from Fr,Rel/Unknwn/Invld (Otherwise)	32512	98.84
1 = Got Frm Dr/Stle Frm Hlth Cr Prv (SRCFRSTMNM=1,2,3).....	317	0.96
2 = Got From Friend/Relative (SRCFRSTMNM=4,5,6).....	54	0.16
3 = Got From Another Source (SRCFRSTMNM=7,8).....	10	0.03

(SRCFRSEDNM)

SRCCLFRSED

Len : 1 RC-COLLAPSED SOURCE OF FRND/REL SEDATIVES FOR LAST MISUSE

	Freq	Pct
. = No PY Misuse/Not from Fr,Rel/Unknwn/Invld (Otherwise)	32822	99.78
1 = Got Frm Dr/Stle Frm Hlth Cr Prv (SRCFRSEDNM=1,2,3).....	67	0.20
2 = Got From Friend/Relative (SRCFRSEDNM=4,5,6).....	3	0.01
3 = Got From Another Source (SRCFRSEDNM=7,8).....	1	0.00

SPECIAL DRUGS

OTHER SELF-ADMINISTERED SECTIONS

SPECIAL DRUGS

The values in this section may be inconsistent with values for variables in other sections of the interview. Items in this section were edited when respondents legitimately skipped out of these items based on prior answers in earlier sections. Otherwise, variables in one section of the interview generally were not edited to make them consistent with variables in another section of the interview. This note applies to variables in this section marked by a¹.

The last questions were about prescription drugs. The next question is about non-prescription cough or cold medicines, also known as over the counter medicines. Have you ever, even once, taken a non-prescription cough or cold medicine just to get high?

(SD01)

COLDMEDS¹

Len : 2 TAKEN A NONPRESCRIPTION COUGH MED TO GET HIGH

	Freq	Pct
1 = Yes.....	1255	3.82
2 = No.....	31432	95.56
85 = BAD DATA Logically assigned.....	1	0.00
94 = DON'T KNOW.....	24	0.07
97 = REFUSED.....	11	0.03
98 = BLANK (NO ANSWER).....	170	0.52

How long has it been since you last took one of these cough or cold medicines to get high?

(SD02)

COLDREC¹

Len : 2 TIME SINCE LAST USED COUGH/COLD MED

	Freq	Pct
1 = Within the past 30 days.....	88	0.27
2 = More than 30 days ago but within the past 12 mos.....	186	0.57
3 = More than 12 months ago.....	948	2.88
9 = At some point in the lifetime LOG ASSN.....	33	0.10
85 = BAD DATA Logically assigned.....	1	0.00
91 = NEVER USED COUGH/COLD MED.....	31432	95.56
97 = REFUSED.....	11	0.03
98 = BLANK (NO ANSWER).....	194	0.59

SPECIAL DRUGS

(SD02SC1)
COLDYR1¹

Len : 6 OTHER COUGH/COLD MED USED PAST 12 MOS - SPECIFY 1

	Freq	Pct
122.0 = Over-the-counter sleep aid; not specified <OTC>.....	2	0.01
130.0 = Phenergan, Promethazine.....	1	0.00
136.0 = Dimetapp, no other information <OTC>.....	1	0.00
171.0 = NyQuil, no other information <OTC>	68	0.21
171.3 = NyQuil Cold and Flu <OTC>	1	0.00
171.5 = ZzzQuil <OTC>.....	1	0.00
171.6 = NyQuil Cough <OTC>	1	0.00
180.0 = Tylenol P.M. <OTC>.....	1	0.00
364.0 = Pseudoephedrine <OTC>.....	1	0.00
415.0 = Codeine.....	8	0.02
425.0 = Advil, no other information <OTC>	6	0.02
430.0 = Aspirin, Ecotrin, Empirin <OTC>.....	1	0.00
435.0 = Tylenol/Children's Tylenol; otherwise unspcfd<OTC>	10	0.03
442.0 = Ibuprofen	1	0.00
450.0 = Acetaminophen, incl. non-Tylenol brands <OTC>	1	0.00
829.0 = Robitussin, no other information <OTC>	15	0.05
840.0 = Cough med, generic/unspec, contents unspc <OTC>	7	0.02
843.0 = Cold medicine/tabs, brand unspfd or generic <OTC>.....	3	0.01
883.0 = Dextromethorphan Hydrobromide <OTC>.....	3	0.01
1001.0 = Benadryl, Diphenhydramine, no other info <OTC>.....	7	0.02
3017.0 = Dayquil medication, no other information <OTC>	13	0.04
3017.2 = DayQuil Cold & Flu <OTC>	1	0.00
3023.0 = Adderall	1	0.00
3047.0 = Sudafed, no other information <OTC>	4	0.01
4031.0 = Cough medicine with Codeine <OTC>.....	1	0.00
4044.0 = Hydrocodone.....	1	0.00
4114.0 = Phenergan w/Codeine, Promethazine w/Codeine.....	3	0.01
6083.0 = CCC, "Triple C," C3 <OTC>	1	0.00
8004.0 = Guaifenesin	1	0.00
8012.0 = Coriciden, no other information <OTC>	1	0.00
8012.1 = Coricidin Cough and Cold <OTC>	1	0.00
8025.0 = Alavert, Claritin, Loratadine, no other info <OTC>.....	2	0.01
8042.0 = Alka Seltzer, no other information <OTC>.....	1	0.00
8042.4 = Alka-Seltzer Plus; no other information.....	2	0.01
8065.0 = Tylenol Cold medication, no other info <OTC>.....	2	0.01
8110.0 = Over-the-counter drug/pills; type unspecified<OTC>.....	8	0.02
8169.0 = TheraFlu <OTC>	10	0.03
8192.0 = Delsym <OTC>	4	0.01
8192.1 = Delsym 12-hour cough <OTC>.....	1	0.00
8200.0 = Tylenol Cold and Flu medication,no othr info <OTC>.....	1	0.00
8201.2 = Tylenol Cough and Cold medication; no other info	2	0.01
8202.0 = Tussin, no other information	2	0.01
8205.0 = Mucinex, no other information <OTC>	9	0.03
8205.3 = Mucinex DM Maximum Strength <OTC>.....	1	0.00
8211.0 = Halls drops/lozenges, no other info <OTC>.....	1	0.00
8228.0 = Lean (Promethazine w/codeine mixed w/Sprite).....	1	0.00
8249.0 = XL-3	2	0.01
8252.0 = Walgreens Cold and Flu; no other information <OTC>.....	1	0.00
8258.0 = Tukul <OTC>	1	0.00
8271.0 = Benzonatate.....	1	0.00
8294.0 = Airborne; otherwise unspecified <OTC>	1	0.00
9985.0 = BAD DATA Logically assigned	29	0.09
9991.0 = NEVER USED COUGH/COLD MED	31432	95.56
9993.0 = DID NOT USE COUGH/COLD MED IN THE PAST 12 MOS	948	2.88
9994.0 = DON'T KNOW	14	0.04
9997.0 = REFUSED	22	0.07
9998.0 = BLANK (NO ANSWER).....	228	0.69

SPECIAL DRUGS

(SD02SC2)
COLDYR2¹

Len : 6 OTHER COUGH/COLD MED USED PAST 12 MOS - SPECIFY 2

	Freq	Pct
130.0 = Phenergan, Promethazine.....	1	0.00
171.0 = NyQuil, no other information <OTC>	10	0.03
171.1 = NyQuil cold medicine; no other information <OTC>	1	0.00
171.5 = ZzzQuil <OTC>.....	2	0.01
171.7 = NyQuil Severe, no other information <OTC>.....	1	0.00
415.0 = Codeine.....	2	0.01
425.0 = Advil, no other information <OTC>	1	0.00
435.0 = Tylenol/Children's Tylenol; otherwise unspcfd<OTC>	6	0.02
499.0 = Aleve <OTC>	1	0.00
821.0 = Amoxicillin, Ampicillin.....	1	0.00
829.0 = Robitussin, no other information <OTC>	4	0.01
840.0 = Cough med, generic/unspec, contents unspc <OTC>	2	0.01
843.0 = Cold medicine/tabs, brand unspfd or generic <OTC>	1	0.00
883.0 = Dextromethorphan Hydrobromide <OTC>.....	1	0.00
1001.0 = Benadryl, Diphenhydramine, no other info <OTC>.....	1	0.00
3017.0 = Dayquil medication, no other information <OTC>	6	0.02
3017.2 = DayQuil Cold & Flu <OTC>	1	0.00
3047.0 = Sudafed, no other information <OTC>	1	0.00
6029.0 = DXM <OTC>.....	1	0.00
8004.0 = Guaifenesin.....	1	0.00
8010.0 = Zyrtec, Cetirizine <OTC>	1	0.00
8110.0 = Over-the-counter drug/pills; type unspecified<OTC>.....	2	0.01
8169.0 = TheraFlu <OTC>	3	0.01
8192.0 = Delsym <OTC>	2	0.01
8205.0 = Mucinex, no other information <OTC>	2	0.01
8252.0 = Walgreens Cold and Flu; no other information <OTC>.....	1	0.00
8258.0 = Tukul <OTC>	1	0.00
9985.0 = BAD DATA Logically assigned	25	0.08
9991.0 = NEVER USED COUGH/COLD MED	31432	95.56
9993.0 = DID NOT USE COUGH/COLD MED IN THE PAST 12 MOS	948	2.88
9994.0 = DON'T KNOW	5	0.02
9997.0 = REFUSED	12	0.04
9998.0 = BLANK (NO ANSWER).....	414	1.26

(SD02SC3)
COLDYR3¹

Len : 6 OTHER COUGH/COLD MED USED PAST 12 MOS - SPECIFY 3

	Freq	Pct
122.0 = Over-the-counter sleep aid; not specified <OTC>.....	1	0.00
171.0 = NyQuil, no other information <OTC>	3	0.01
435.0 = Tylenol/Children's Tylenol; otherwise unspcfd<OTC>	2	0.01
450.0 = Acetaminophen, incl. non-Tylenol brands <OTC>.....	1	0.00
821.0 = Amoxicillin, Ampicillin.....	1	0.00
1001.0 = Benadryl, Diphenhydramine, no other info <OTC>.....	1	0.00
3017.0 = Dayquil medication, no other information <OTC>	3	0.01
8010.0 = Zyrtec, Cetirizine <OTC>	1	0.00
8056.0 = Vicks, no other information <OTC>	1	0.00
8110.0 = Over-the-counter drug/pills; type unspecified<OTC>.....	1	0.00
8205.0 = Mucinex, no other information <OTC>	1	0.00
8216.0 = Advil Cold, no other information <OTC>.....	1	0.00
8295.0 = Emergency; otherwise unspecified <OTC>	1	0.00
9985.0 = BAD DATA Logically assigned	17	0.05
9991.0 = NEVER USED COUGH/COLD MED	31432	95.56
9993.0 = DID NOT USE COUGH/COLD MED IN THE PAST 12 MOS	948	2.88
9994.0 = DON'T KNOW	3	0.01
9997.0 = REFUSED	11	0.03
9998.0 = BLANK (NO ANSWER).....	464	1.41

SPECIAL DRUGS

(SD02SC4)
COLDYR4¹

	Freq	Pct
Len : 6 OTHER COUGH/COLD MED USED PAST 12 MOS - SPECIFY 4		
171.0 = NyQuil, no other information <OTC>	2	0.01
840.0 = Cough med, generic/unspec, contents unspec <OTC>	2	0.01
1001.0 = Benadryl, Diphenhydramine, no other info <OTC>	1	0.00
3017.0 = Dayquil medication, no other information <OTC>	2	0.01
3047.0 = Sudafed, no other information <OTC>	1	0.00
8205.0 = Mucinex, no other information <OTC>	1	0.00
9985.0 = BAD DATA Logically assigned	6	0.02
9991.0 = NEVER USED COUGH/COLD MED	31432	95.56
9993.0 = DID NOT USE COUGH/COLD MED IN THE PAST 12 MOS	948	2.88
9994.0 = DON'T KNOW	1	0.00
9997.0 = REFUSED	12	0.04
9998.0 = BLANK (NO ANSWER).....	485	1.47

(SD02SC5)
COLDYR5¹

	Freq	Pct
Len : 6 OTHER COUGH/COLD MED USED PAST 12 MOS - SPECIFY 5		
171.0 = NyQuil, no other information <OTC>	1	0.00
442.0 = Ibuprofen	1	0.00
3017.0 = Dayquil medication, no other information <OTC>	1	0.00
8056.0 = Vicks, no other information <OTC>	1	0.00
9985.0 = BAD DATA Logically assigned	2	0.01
9991.0 = NEVER USED COUGH/COLD MED	31432	95.56
9993.0 = DID NOT USE COUGH/COLD MED IN THE PAST 12 MOS	948	2.88
9997.0 = REFUSED	11	0.03
9998.0 = BLANK (NO ANSWER).....	496	1.51

NOTE: OTCFLAG is a "flag" variable that has a value of 1 when respondents reported use of an over-the-counter (OTC) cold medication to get high in the past year, but the only drugs that they specified were prescription- type ones. OTCFLAG has a value of 2 when respondents reported use of OTC cold medications to get high but their "OTHER, Specify" variables COLDYR1 through COLDYR5 all had codes of "bad data" or "blank."

OTCFLAG¹

	Freq	Pct
Len : 2 INCONSISTENCY FLAG FOR REPORT OF OTC COLD MEDS		
1 = Specified use only of prescrip-type drugs, past yr.....	13	0.04
2 = Bad data or blank in COLDYR1-COLDYR5.....	21	0.06
98 = BLANK (OTHERWISE).....	32859	99.90

The next question is about GHB, also called "G," "Georgia Home Boy," "Grievous Bodily Harm," "Liquid G," or gamma hydroxybutyrate. Have you ever, even once, used GHB?

(SD03)
GHB¹

	Freq	Pct
Len : 2 EVER USED GHB		
1 = Yes.....	142	0.43
2 = No.....	32518	98.86
85 = BAD DATA Logically assigned	1	0.00
94 = DON'T KNOW	49	0.15
97 = REFUSED	8	0.02
98 = BLANK (NO ANSWER)	175	0.53

How long has it been since you last used GHB?

(SD04)
GHBREC¹

	Freq	Pct
Len : 2 TIME SINCE LAST USED GHB		
1 = Within the past 30 days.....	6	0.02
2 = More than 30 days ago but within the past 12 mos	15	0.05
3 = More than 12 months ago	119	0.36
9 = At some point in the lifetime LOG ASSN.....	2	0.01
85 = BAD DATA Logically assigned	1	0.00
91 = NEVER USED GHB	32518	98.86
97 = REFUSED	8	0.02
98 = BLANK (NO ANSWER)	224	0.68

SPECIAL DRUGS

The next questions are about the different ways that certain drugs can be used.

Have you ever, even once, used a needle to inject cocaine?

(SD05)

[COCNEEDL](#)¹

Len : 2 EVER USED NEEDLE TO INJECT COCAINE

	Freq	Pct
1 = Yes.....	205	0.62
2 = No.....	3662	11.13
3 = Yes LOGICALLY ASSIGNED.....	2	0.01
85 = BAD DATA Logically assigned.....	1	0.00
91 = NEVER USED COCAINE.....	28976	88.09
94 = DON'T KNOW.....	2	0.01
97 = REFUSED.....	6	0.02
98 = BLANK (NO ANSWER).....	39	0.12

How long has it been since you last used a needle to inject cocaine?

(SD06)

[CONDLREC](#)¹

Len : 2 TIME SINCE LAST USED NEEDLE TO INJECT COCAINE

	Freq	Pct
1 = Within the past 30 days.....	5	0.02
2 = More than 30 days ago but within the past 12 mos.....	18	0.05
3 = More than 12 months ago.....	182	0.55
9 = At some point in the lifetime LOG ASSN.....	1	0.00
13 = More than 12 months ago LOGICALLY ASSIGNED.....	1	0.00
91 = NEVER USED COCAINE.....	28976	88.09
93 = USED COCAINE BUT NEVER WITH A NEEDLE.....	3662	11.13
97 = REFUSED.....	6	0.02
98 = BLANK (NO ANSWER).....	42	0.13

Have you ever, even once, smoked heroin?

(HEOTSMK, SD07)

[HERSMOKE](#)¹

Len : 2 EVER SMOKED HEROIN

	Freq	Pct
1 = Yes.....	289	0.88
2 = No.....	279	0.85
3 = Yes LOGICALLY ASSIGNED.....	2	0.01
91 = NEVER USED HEROIN.....	32305	98.21
94 = DON'T KNOW.....	2	0.01
97 = REFUSED.....	5	0.02
98 = BLANK (NO ANSWER).....	11	0.03

How long has it been since you last smoked heroin?

(SD08, SDHEUSE6)

[HRSMKREC](#)¹

Len : 2 TIME SINCE LAST SMOKED HEROIN

	Freq	Pct
1 = Within the past 30 days.....	15	0.05
2 = More than 30 days ago but within the past 12 mos.....	25	0.08
3 = More than 12 months ago.....	251	0.76
91 = NEVER USED HEROIN.....	32305	98.21
93 = USED HEROIN BUT NEVER SMOKED IT.....	279	0.85
97 = REFUSED.....	5	0.02
98 = BLANK (NO ANSWER).....	13	0.04

Have you ever, even once, sniffed or "snorted" heroin powder through your nose?

(HEOTSNF, SD09)

[HERSNIFF](#)¹

Len : 2 EVER SNIFFED HEROIN

	Freq	Pct
1 = Yes.....	407	1.24
2 = No.....	156	0.47
3 = Yes LOGICALLY ASSIGNED.....	7	0.02
91 = NEVER USED HEROIN.....	32305	98.21
94 = DON'T KNOW.....	2	0.01
97 = REFUSED.....	5	0.02
98 = BLANK (NO ANSWER).....	11	0.03

SPECIAL DRUGS

How long has it been since you last sniffed or "snorted" heroin powder through your nose?

(SD10, SDHEUSE7)

[HRSNFREC](#)¹

Len : 2 TIME SINCE LAST SNIFFED HEROIN

	Freq	Pct
1 = Within the past 30 days.....	23	0.07
2 = More than 30 days ago but within the past 12 mos	38	0.12
3 = More than 12 months ago	353	1.07
91 = NEVER USED HEROIN.....	32305	98.21
93 = USED HEROIN BUT NEVER SNIFFED IT	156	0.47
97 = REFUSED	5	0.02
98 = BLANK (NO ANSWER)	13	0.04

Have you ever, even once, used a needle to inject heroin?

(HEOTNDL, SD11)

[HERNEEDL](#)¹

Len : 2 EVER USED NEEDLE TO INJECT HEROIN

	Freq	Pct
1 = Yes.....	278	0.85
2 = No	290	0.88
3 = Yes LOGICALLY ASSIGNED.....	4	0.01
91 = NEVER USED HEROIN.....	32305	98.21
97 = REFUSED	6	0.02
98 = BLANK (NO ANSWER)	10	0.03

Earlier the computer recorded that you had used heroin. In what way have you used heroin?

(SDHEUSE)

[HEOTSMK](#)¹

Len : 2 HOW USED HEROIN: SMOKED IT

	Freq	Pct
1 = Response entered.....	2	0.01
6 = Response not entered.....	22	0.07
91 = NEVER USED HEROIN.....	32305	98.21
94 = DON'T KNOW	1	0.00
97 = REFUSED	6	0.02
98 = BLANK (NO ANSWER)	13	0.04
99 = LEGITIMATE SKIP.....	544	1.65

(SDHEUSE)

[HEOTSNE](#)¹

Len : 2 HOW USED HEROIN: SNIFFED IT

	Freq	Pct
1 = Response entered.....	7	0.02
6 = Response not entered.....	17	0.05
91 = NEVER USED HEROIN.....	32305	98.21
94 = DON'T KNOW	1	0.00
97 = REFUSED	6	0.02
98 = BLANK (NO ANSWER)	13	0.04
99 = LEGITIMATE SKIP.....	544	1.65

(SDHEUSE)

[HEOTNDL](#)¹

Len : 2 HOW USED HEROIN: INJECTED IT WITH A NEEDLE

	Freq	Pct
1 = Response entered.....	3	0.01
6 = Response not entered.....	21	0.06
91 = NEVER USED HEROIN.....	32305	98.21
94 = DON'T KNOW	1	0.00
97 = REFUSED	6	0.02
98 = BLANK (NO ANSWER)	13	0.04
99 = LEGITIMATE SKIP.....	544	1.65

SPECIAL DRUGS

(SDHEUSE)
HEOTOTH¹

Len : 2 HOW USED HEROIN: SOME OTHER WAY

	Freq	Pct
1 = Response entered.....	13	0.04
6 = Response not entered.....	11	0.03
91 = NEVER USED HEROIN.....	32305	98.21
94 = DON'T KNOW.....	1	0.00
97 = REFUSED.....	6	0.02
98 = BLANK (NO ANSWER).....	13	0.04
99 = LEGITIMATE SKIP.....	544	1.65

(SDHUSESC)
HEOTSP¹

Len : 2 HOW USED HEROIN: SPECIFY

	Freq	Pct
5 = You took it orally/by mouth/in pill form.....	6	0.02
10 = You combined it w/Ecstasy (no othr drug mentioned).....	1	0.00
16 = You sniffed/snorted/huffed it; pwdr/liquid unspfd.....	1	0.00
21 = You combined it with cocaine.....	1	0.00
23 = You took it rectally.....	1	0.00
24 = Acknowledged use; how unspecified.....	1	0.00
85 = BAD DATA Logically assigned.....	1	0.00
91 = NEVER USED HEROIN.....	32305	98.21
97 = REFUSED.....	6	0.02
98 = BLANK (NO ANSWER).....	15	0.05
99 = LEGITIMATE SKIP.....	555	1.69

How long has it been since you last used a needle to inject heroin?

(SD12)
HRNDLREC¹

Len : 2 TIME SINCE LAST USED NEEDLE TO INJECT HEROIN

	Freq	Pct
1 = Within the past 30 days.....	23	0.07
2 = More than 30 days ago but within the past 12 mos.....	29	0.09
3 = More than 12 months ago.....	228	0.69
9 = At some point in the lifetime LOG ASSN.....	1	0.00
13 = More than 12 months ago LOGICALLY ASSIGNED.....	1	0.00
91 = NEVER USED HEROIN.....	32305	98.21
93 = USED HEROIN BUT NEVER WITH A NEEDLE.....	290	0.88
97 = REFUSED.....	6	0.02
98 = BLANK (NO ANSWER).....	10	0.03

Have you ever, even once, used a needle to inject Methamphetamine?

(SD13)
METHNEEDL¹

Len : 2 EVER USED NEEDLE TO INJECT METHAMPHETAMINE

	Freq	Pct
1 = Yes.....	245	0.74
2 = No.....	1132	3.44
3 = Yes LOGICALLY ASSIGNED.....	1	0.00
85 = BAD DATA Logically assigned.....	1	0.00
91 = NEVER USED METHAMPHETAMINE.....	31456	95.63
97 = REFUSED.....	4	0.01
98 = BLANK (NO ANSWER).....	54	0.16

How long has it been since you last used a needle to inject Methamphetamine?

(SD14)
METHNDLRC¹

Len : 2 TIME SINCE LAST USED NEEDLE TO INJECT METH

	Freq	Pct
1 = Within the past 30 days.....	30	0.09
2 = More than 30 days ago but within the past 12 mos.....	39	0.12
3 = More than 12 months ago.....	176	0.54
13 = More than 12 months ago LOGICALLY ASSIGNED.....	1	0.00
91 = NEVER USED METHAMPHETAMINE.....	31456	95.63
93 = USED METHAMPH BUT NEVER WITH A NEEDLE.....	1132	3.44
97 = REFUSED.....	4	0.01
98 = BLANK (NO ANSWER).....	55	0.17

SPECIAL DRUGS

Have you ever, even once, used a needle to inject any other drug/any drug that was not prescribed for you?

(SD15)

OTDGNEDL¹

Len : 2 EVER USED NEEDLE TO INJECT ANY OTHER DRUG

	Freq	Pct
1 = Yes.....	198	0.60
2 = No.....	32489	98.77
85 = BAD DATA Logically assigned.....	1	0.00
94 = DON'T KNOW.....	17	0.05
97 = REFUSED.....	9	0.03
98 = BLANK (NO ANSWER).....	179	0.54

SPECIAL DRUGS

(SD15SC1)
 OTDGNDLA¹

Len : 4 OTHER DRUG INJECTED - SPECIFY 1

	Freq	Pct
108 = Nembutal	1	0.00
129 = Reds	1	0.00
130 = Promethazine	1	0.00
189 = Sonata, Zaleplon	1	0.00
215 = Vistaril	2	0.01
318 = Ritalin	1	0.00
322 = Methamphetamine ("ice" or "crank"), Meth	13	0.04
355 = Crystal meth, crystal methamphetamine	1	0.00
406 = Percodan	1	0.00
407 = Demerol	3	0.01
408 = Dilaudid, Hydromorphone	13	0.04
411 = Talwin	1	0.00
417 = Morphine	11	0.03
420 = OTHER Analgesic, NOT OTHERWISE SPECIFIED	1	0.00
423 = Percocet	2	0.01
454 = Novocain, Procaine	1	0.00
462 = Norflex	1	0.00
465 = Fentanyl	4	0.01
490 = Nalbuphine, Nubain	2	0.01
601 = LSD ("acid")	1	0.00
605 = PCP ("angel dust," phencyclidine)	1	0.00
606 = "Ecstasy" (MDMA), X-TC, "X"	1	0.00
658 = Special K, Ketamine	5	0.02
701 = OTHER Opiates, NOT OTHERWISE SPECIFIED	2	0.01
702 = Heroin	5	0.02
801 = OTHER Drugs, NOT OTHERWISE SPECIFIED	10	0.03
805 = Cocaine, coca, cocaina, coke, perico	6	0.02
806 = Crack, rock	2	0.01
821 = Amoxicillin, Ampicillin, Pentrexly	1	0.00
824 = Steroids	8	0.02
848 = Liquid vitamin, vitamin pills <OTC>	1	0.00
3023 = Adderall	2	0.01
3055 = Clenbuterol	1	0.00
4022 = Buprenex	1	0.00
4046 = Oxycodone	12	0.04
4065 = Roxicodone	1	0.00
4067 = OxyContin	25	0.08
4087 = Torbugesic/Torbutrol (veterinary butorphanol)	1	0.00
4102 = Mobic, Meloxicam	1	0.00
4109 = Suboxone	15	0.05
4110 = Avinza	1	0.00
4119 = Buprenorphine	2	0.01
4120 = Opana	3	0.01
4501 = Lortab	1	0.00
4505 = Oxycodone product, unspecified	3	0.01
6114 = Molly, not otherwise specified	1	0.00
8007 = Gabapentin, Neurontin	1	0.00
8066 = Sildenafil, Viagra	1	0.00
8067 = Testosterone	3	0.01
8079 = Insulin	1	0.00
8083 = Testosterone cyprionate	1	0.00
9985 = BAD DATA Logically assigned	7	0.02
9994 = DON'T KNOW	9	0.03
9997 = REFUSED	11	0.03
9998 = BLANK (NO ANSWER)	196	0.60
9999 = LEGITIMATE SKIP	32489	98.77

SPECIAL DRUGS

(SD15SC2)
OTDGNLDB¹

Len : 4 OTHER DRUG INJECTED - SPECIFY 2

	Freq	Pct
201 = Valium.....	1	0.00
209 = Xanax.....	1	0.00
322 = Methamphetamine ("ice" or "crank"), Meth.....	7	0.02
408 = Dilaudid, Hydromorphone.....	6	0.02
417 = Morphine.....	10	0.03
418 = Methadone.....	1	0.00
420 = OTHER Analgesic, NOT OTHERWISE SPECIFIED.....	1	0.00
423 = Percocet.....	1	0.00
434 = Vicodin.....	1	0.00
465 = Fentanyl.....	3	0.01
490 = Nalbuphine, Nubain.....	1	0.00
605 = PCP ("angel dust," phencyclidine).....	1	0.00
606 = "Ecstasy" (MDMA), X-TC, "X".....	1	0.00
702 = Heroin.....	9	0.03
801 = OTHER Drugs, NOT OTHERWISE SPECIFIED.....	5	0.02
805 = Cocaine, coca, cocaina, coke, perico.....	1	0.00
806 = Crack, rock.....	5	0.02
824 = Steroids.....	2	0.01
848 = Liquid vitamin, vitamin pills <OTC>.....	1	0.00
4037 = MS Contin.....	1	0.00
4046 = Oxycodone.....	4	0.01
4056 = Cataflam, Diclofenac, Voltaren.....	1	0.00
4067 = OxyContin.....	3	0.01
4109 = Suboxone.....	3	0.01
4110 = Avinza.....	1	0.00
4120 = Opana.....	3	0.01
4150 = Subutex.....	1	0.00
4505 = Oxycodone product, unspecified.....	4	0.01
8063 = Heprin.....	1	0.00
8250 = Boldenone.....	1	0.00
8426 = TriMix.....	1	0.00
9985 = BAD DATA Logically assigned.....	2	0.01
9994 = DON'T KNOW.....	5	0.02
9997 = REFUSED.....	9	0.03
9998 = BLANK (NO ANSWER).....	306	0.93
9999 = LEGITIMATE SKIP.....	32489	98.77

(SD15SC3)
OTDGNLDC¹

Len : 4 OTHER DRUG INJECTED - SPECIFY 3

	Freq	Pct
209 = Xanax.....	2	0.01
322 = Methamphetamine ("ice" or "crank"), Meth.....	1	0.00
407 = Demerol.....	1	0.00
408 = Dilaudid, Hydromorphone.....	3	0.01
417 = Morphine.....	3	0.01
465 = Fentanyl.....	1	0.00
702 = Heroin.....	5	0.02
801 = OTHER Drugs, NOT OTHERWISE SPECIFIED.....	2	0.01
805 = Cocaine, coca, cocaina, coke, perico.....	3	0.01
806 = Crack, rock.....	1	0.00
1001 = Benadryl, Diphenhydramine <OTC>.....	1	0.00
3023 = Adderall.....	3	0.01
3046 = Adrenalin, Epinephrine.....	1	0.00
4044 = Hydrocodone.....	1	0.00
4046 = Oxycodone.....	1	0.00
4067 = OxyContin.....	4	0.01
4109 = Suboxone.....	1	0.00
4120 = Opana.....	2	0.01
4507 = Kadian.....	1	0.00
8416 = L-Carnitine <OTC>.....	1	0.00
9985 = BAD DATA Logically assigned.....	2	0.01
9997 = REFUSED.....	10	0.03
9998 = BLANK (NO ANSWER).....	354	1.08
9999 = LEGITIMATE SKIP.....	32489	98.77

SPECIAL DRUGS

(SD15SC4)
OTDGNLDL¹

Len : 4 OTHER DRUG INJECTED - SPECIFY 4		Freq	Pct
207 = Ativan		1	0.00
209 = Xanax		1	0.00
318 = Ritalin		3	0.01
407 = Demerol		1	0.00
408 = Dilaudid, Hydromorphone		1	0.00
417 = Morphine		2	0.01
418 = Methadone		1	0.00
423 = Percocet		1	0.00
465 = Fentanyl		2	0.01
531 = Candy, powdered candy, sugar		1	0.00
801 = OTHER Drugs, NOT OTHERWISE SPECIFIED		1	0.00
4046 = Oxycodone		1	0.00
4067 = OxyContin		2	0.01
4142 = Remifentanil		1	0.00
9985 = BAD DATA Logically assigned		1	0.00
9997 = REFUSED		9	0.03
9998 = BLANK (NO ANSWER)		375	1.14
9999 = LEGITIMATE SKIP		32489	98.77

(SD15SC5)
OTDGNLDL¹

Len : 4 OTHER DRUG INJECTED - SPECIFY 5		Freq	Pct
209 = Xanax		1	0.00
417 = Morphine		4	0.01
423 = Percocet		1	0.00
465 = Fentanyl		1	0.00
4118 = Sufenta, Sufentanil		1	0.00
8282 = Saline solution, salt, sodium chloride <OTC>		1	0.00
9985 = BAD DATA Logically assigned		1	0.00
9997 = REFUSED		9	0.03
9998 = BLANK (NO ANSWER)		385	1.17
9999 = LEGITIMATE SKIP		32489	98.77

How long has it been since you last used a needle to inject [any other drug / any drug] that was not prescribed for you?

(SD16)
OTDGNLRC¹

Len : 2 TIME SINCE LAST USED A NEEDLE TO INJECT OTHER DRUG		Freq	Pct
1 = Within the past 30 days		16	0.05
2 = More than 30 days ago but within the past 12 months		18	0.05
3 = More than 12 months ago		162	0.49
9 = At some point in the lifetime LOG ASSN		1	0.00
12 = Used >30 days ago but within pst 12 mos LOG ASSN		1	0.00
85 = BAD DATA Logically assigned		1	0.00
91 = NEVER USED ANY (OTHER) DRUG		32489	98.77
97 = REFUSED		9	0.03
98 = BLANK (NO ANSWER)		196	0.60

Think about the last time you used a needle for injecting drugs. The last time you used a needle for injecting drugs, were you reusing a needle that you had used before?

(SD17)
GNNDREUS¹

Len : 2 LAST TIME REUSED NEEDLE USED BEFORE		Freq	Pct
1 = Yes		207	0.63
2 = No		275	0.84
85 = BAD DATA Logically assigned		2	0.01
94 = DON'T KNOW		2	0.01
97 = REFUSED		9	0.03
98 = BLANK (NO ANSWER)		194	0.59
99 = LEGITIMATE SKIP		32204	97.91

SPECIAL DRUGS

The last time you used a needle for injecting drugs, did you use a needle that you knew or suspected someone else had used before?

(SD18)

GNNDSLH1¹

Len : 2 LAST NEEDLE HAD BEEN USED BY SOMEONE ELSE

	Freq	Pct
1 = Yes.....	91	0.28
2 = No.....	391	1.19
85 = BAD DATA Logically assigned.....	2	0.01
94 = DON'T KNOW.....	2	0.01
97 = REFUSED.....	9	0.03
98 = BLANK (NO ANSWER).....	194	0.59
99 = LEGITIMATE SKIP.....	32204	97.91

The last time you used a needle for injecting drugs, did you use bleach to clean the needle before you used it?

(SD19)

GNNDCLEN¹

Len : 2 USED BLEACH TO CLEAN LAST NEEDLE BEFORE USE

	Freq	Pct
1 = Yes.....	76	0.23
2 = No.....	406	1.23
85 = BAD DATA Logically assigned.....	2	0.01
94 = DON'T KNOW.....	2	0.01
97 = REFUSED.....	9	0.03
98 = BLANK (NO ANSWER).....	194	0.59
99 = LEGITIMATE SKIP.....	32204	97.91

The last time you used a needle for injecting drugs, did someone else use the needle after you?

(SD20)

GNNDSLH2¹

Len : 2 SOMEONE ELSE USED LAST NEEDLE AFTER YOU

	Freq	Pct
1 = Yes.....	87	0.26
2 = No.....	388	1.18
85 = BAD DATA Logically assigned.....	2	0.01
94 = DON'T KNOW.....	8	0.02
97 = REFUSED.....	10	0.03
98 = BLANK (NO ANSWER).....	194	0.59
99 = LEGITIMATE SKIP.....	32204	97.91

NOTE: In situations where respondents reported getting their last needle "some other way" and specified where they got the needle, the variable GNNDCLEN2 incorporates these "OTHER, Specify" data.

The last time you used a needle for injecting drugs, how did you get the needle?

(SD21, SD21SC)

GNNDCLEN2¹

Len : 2 HOW DID YOU GET THE NEEDLE LAST TIME

	Freq	Pct
1 = Bought the needle from a pharmacy.....	234	0.71
2 = Got the needle from a needle exchange.....	59	0.18
3 = Bought the needle on the street.....	36	0.11
4 = Got the needle in a shooting gallery.....	4	0.01
5 = Got the needle some other way.....	20	0.06
41 = Given by/stole frm friend/acquaint of frnd/nonrel.....	65	0.20
42 = Given by, stolen from a relative.....	7	0.02
43 = Given by, stolen from someone, relation unspecfd.....	24	0.07
46 = Given by, stolen frm med facility/professionl/lab.....	7	0.02
47 = Given by, stolen from work.....	3	0.01
49 = Bought, given, stolen from place/location unspecfd.....	4	0.01
54 = Shared needle with friends/other acquaintances.....	6	0.02
59 = Bought it online/on the Internet.....	9	0.03
85 = BAD DATA Logically assigned.....	2	0.01
94 = DON'T KNOW.....	3	0.01
97 = REFUSED.....	12	0.04
98 = BLANK (NO ANSWER).....	194	0.59
99 = LEGITIMATE SKIP.....	32204	97.91

RECODED SPECIAL DRUGS

RECODED SPECIAL DRUGS

The values in this section may be inconsistent with values for variables in other sections of the interview. Items in this section were edited when respondents legitimately skipped out of these items based on prior answers in earlier sections. Otherwise, variables in one section of the interview generally were not edited to make them consistent with variables in another section of the interview. This note applies to variables in this section marked by a¹.

NOTE: The variables in this section are recoded variables that were created from one or more of the edited variables from the preceding section.

NOTE: Certain source variables that were used to create recoded variables have valid values that might not have been reported or assigned for the current survey year. However, these values have been included in the general specifications in the codebook on how the recoded variables were created. See additional details about this issue in the Organization of the Data File section of this codebook introduction.

(CONDLREC, HRNDLREC, METHNDLRC, OTDGNDLRC)

ANYNDLREC¹ Len : 2 RC-MOST RECENT USE OF ANY DRUG WITH A NEEDLE

	Freq	Pct
1 = Within the past 30 days.....	52	0.16
2 = More than 30 days ago but within the past 12 mos	62	0.19
3 = More than 12 months ago	362	1.10
9 = At some point in the lifetime LOG ASSN.....	6	0.02
91 = NEVER USED ANY DRUG WITH A NEEDLE.....	32201	97.90
97 = REFUSED	17	0.05
98 = MISSING (BUT NOT REFUSED).....	193	0.59

(CONDLREC, HRNDLREC, METHNDLRC)

CHMNDLREC¹ Len : 2 RC-MOST RECENT USE OF COC/HER/METH WITH A NEEDLE

	Freq	Pct
1 = Within the past 30 days.....	48	0.15
2 = More than 30 days ago but within the past 12 mos	54	0.16
3 = More than 12 months ago	320	0.97
9 = At some point in the lifetime LOG ASSN.....	2	0.01
13 = More than 12 months ago LOGICALLY ASSIGNED.....	2	0.01
91 = NEVER USED COC/HER/STM WITH A NEEDLE	32378	98.43
97 = REFUSED	10	0.03
98 = MISSING (BUT NOT REFUSED).....	79	0.24

(ANYNDLREC)

ANYNEEDL Len : 1 RC-EVER USED NEEDLE TO INJECT DRUGS

	Freq	Pct
0 = No/Unknown (Otherwise).....	32411	98.53
1 = Yes (ANYNDLREC=1,2,3,8,9,13).....	482	1.47

(HERNEEDL)

NEDHER Len : 1 RC-EVER USED A NEEDLE TO INJECT HEROIN

	Freq	Pct
0 = No/Unknown (Otherwise).....	32611	99.14
1 = Yes (HERNEEDL=1,3)	282	0.86

(COCNEEDL)

NEDCOC Len : 1 RC-EVER USED A NEEDLE TO INJECT COCAINE

	Freq	Pct
0 = No/Unknown (Otherwise).....	32686	99.37
1 = Yes (COCNEEDL=1,3).....	207	0.63

(METHNEEDL)

METHNEEDL2 Len : 1 RC-EVER USED NEEDLE TO INJECT METHAMPHETAMINE

	Freq	Pct
0 = No/Unknown (Otherwise).....	32647	99.25
1 = Yes (METHNEEDL=1,3).....	246	0.75

(HERSMOKE)

HERSMOK2 Len : 1 RC-EVER SMOKED HEROIN

	Freq	Pct
0 = No/Unknown (Otherwise).....	32602	99.12
1 = Yes (HERSMOKE=1,3)	291	0.88

RECODED SPECIAL DRUGS

(HERSNIFF)
HERSNIF2

Len : 1	RC-EVER SNIFFED HEROIN		
	0 = No/Unknown (Otherwise).....	Freq	Pct
	1 = Yes (HERSNIFF=1,3).....	32479	98.74
		414	1.26

(COLDREC)
COLDFLGR

Len : 1	RC-LIFETIME USE OF NON-RX COUGH OR COLD MEDICINES		
	0 = No (Otherwise).....	Freq	Pct
	1 = Yes (COLDREC=1,2,3,8,9).....	31638	96.18
		1255	3.82

(COLDREC, OTCFLAG)
COLDYRR

Len : 1	RC-PAST YEAR USE OF NON-RX COUGH OR COLD MEDICINES		
	0 = No (Otherwise).....	Freq	Pct
	1 = Yes (COLDREC=1,2,8 and OTCFLAG=98).....	32653	99.27
		240	0.73

(COLDREC, OTCFLAG)
COLDMONR

Len : 1	RC-PAST MONTH USE OF NON-RX COUGH OR COLD MEDICINES		
	0 = No (Otherwise).....	Freq	Pct
	1 = Yes (COLDREC=1 and OTCFLAG=98).....	32818	99.77
		75	0.23

(GHBREC)
GHBFLGR

Len : 1	RC-LIFETIME USE OF GHB		
	0 = No (Otherwise).....	Freq	Pct
	1 = Yes (GHBREC=1,2,3,8,9).....	32751	99.57
		142	0.43

(GHBREC)
GHBYRR

Len : 1	RC-PAST YEAR USE OF GHB		
	0 = No (Otherwise).....	Freq	Pct
	1 = Yes (GHBREC=1,2,8).....	32872	99.94
		21	0.06

(GHBREC)
GHBMONR

Len : 1	RC-PAST MONTH USE OF GHB		
	0 = No (Otherwise).....	Freq	Pct
	1 = Yes (GHBREC=1).....	32887	99.98
		6	0.02

RISK/AVAILABILITY

RISK/AVAILABILITY

The values in this section may be inconsistent with values for variables in other sections of the interview. Items in this section were edited when respondents legitimately skipped out of these items based on prior answers in earlier sections. Otherwise, variables in one section of the interview generally were not edited to make them consistent with variables in another section of the interview. This note applies to variables in this section marked by a¹.

NOTE: The variables in this section are considered to be comparable between 2015 and later years but are not comparable with variables in the 2014 NSDUH or prior years

We are interested in your opinion about the effects of using certain drugs and other substances, about whether it's difficult or easy to get drugs, and the extent to which drugs are available in your neighborhood.

Please indicate how much you think people risk harming themselves physically and in other ways when they do each of the following activities.

If you're not sure, choose an answer for the amount of risk that comes closest to what you think might be true for that activity.

How much do people risk harming themselves physically and in other ways when they smoke one or more packs of cigarettes per day?

(RK01A)

[RSKCIGPKD](#)¹

Len : 2 RISK SMOKING 1 OR MORE PACKS CIGARETTES PER DAY

	Freq	Pct
1 = No risk	1231	3.74
2 = Slight risk	1833	5.57
3 = Moderate risk	6844	20.81
4 = Great risk	22548	68.55
85 = BAD DATA Logically assigned	1	0.00
94 = DON'T KNOW	215	0.65
97 = REFUSED	30	0.09
98 = BLANK (NO ANSWER)	191	0.58

How much do people risk harming themselves physically and in other ways when they smoke marijuana once a month?

(RK01B)

[RSKMRJMON](#)¹

Len : 2 RISK SMOKING MARIJUANA ONCE A MONTH

	Freq	Pct
1 = No risk	9588	29.15
2 = Slight risk	11032	33.54
3 = Moderate risk	6265	19.05
4 = Great risk	5461	16.60
85 = BAD DATA Logically assigned	1	0.00
94 = DON'T KNOW	323	0.98
97 = REFUSED	29	0.09
98 = BLANK (NO ANSWER)	194	0.59

How much do people risk harming themselves physically and in other ways when they smoke marijuana once or twice a week?

(RK01C)

[RSKMRJWK](#)¹

Len : 2 RISK SMOKING MARIJUANA ONCE OR TWICE A WEEK

	Freq	Pct
1 = No risk	7409	22.52
2 = Slight risk	9823	29.86
3 = Moderate risk	7541	22.93
4 = Great risk	7575	23.03
85 = BAD DATA Logically assigned	1	0.00
94 = DON'T KNOW	320	0.97
97 = REFUSED	27	0.08
98 = BLANK (NO ANSWER)	197	0.60

RISK/AVAILABILITY

How much do people risk harming themselves physically and in other ways when they try LSD once or twice?

(RK01D)

[RSKLSDTRY](#)¹

Len : 2 RISK TRYING LSD ONCE OR TWICE

	Freq	Pct
1 = No risk	1882	5.72
2 = Slight risk.....	6182	18.79
3 = Moderate risk.....	7332	22.29
4 = Great risk	16554	50.33
85 = BAD DATA Logically assigned.....	1	0.00
94 = DON'T KNOW	704	2.14
97 = REFUSED	37	0.11
98 = BLANK (NO ANSWER)	201	0.61

How much do people risk harming themselves physically and in other ways when they use LSD once or twice a week?

(RK01E)

[RSKLSDWK](#)¹

Len : 2 RISK USING LSD ONCE OR TWICE A WEEK

	Freq	Pct
1 = No risk	669	2.03
2 = Slight risk.....	2084	6.34
3 = Moderate risk.....	6198	18.84
4 = Great risk	23020	69.98
85 = BAD DATA Logically assigned.....	1	0.00
94 = DON'T KNOW	677	2.06
97 = REFUSED	41	0.12
98 = BLANK (NO ANSWER)	203	0.62

How much do people risk harming themselves physically and in other ways when they try heroin once or twice?

(RK01F)

[RSKHERTRY](#)¹

Len : 2 RISK TRYING HEROIN ONCE OR TWICE

	Freq	Pct
1 = No risk	469	1.43
2 = Slight risk.....	1770	5.38
3 = Moderate risk.....	4596	13.97
4 = Great risk	25435	77.33
85 = BAD DATA Logically assigned.....	1	0.00
94 = DON'T KNOW	384	1.17
97 = REFUSED	34	0.10
98 = BLANK (NO ANSWER)	204	0.62

How much do people risk harming themselves physically and in other ways when they use heroin once or twice a week?

(RK01G)

[RSKHERWK](#)¹

Len : 2 RISK USING HEROIN ONCE OR TWICE A WEEK

	Freq	Pct
1 = No risk	357	1.09
2 = Slight risk.....	347	1.05
3 = Moderate risk.....	1737	5.28
4 = Great risk	29834	90.70
85 = BAD DATA Logically assigned.....	1	0.00
94 = DON'T KNOW	382	1.16
97 = REFUSED	29	0.09
98 = BLANK (NO ANSWER)	206	0.63

How much do people risk harming themselves physically and in other ways when they use cocaine once a month?

(RK01H)

[RSKCOCMON](#)¹

Len : 2 RISK USING COCAINE ONCE A MONTH

	Freq	Pct
1 = No risk	726	2.21
2 = Slight risk.....	3835	11.66
3 = Moderate risk.....	7763	23.60
4 = Great risk	19937	60.61
85 = BAD DATA Logically assigned.....	1	0.00
94 = DON'T KNOW	397	1.21
97 = REFUSED	28	0.09
98 = BLANK (NO ANSWER)	206	0.63

RISK/AVAILABILITY

How much do people risk harming themselves physically and in other ways when they use cocaine once or twice a week?

(RK01I)

RSKCOCWK¹

Len : 2 RISK USING COCAINE ONCE OR TWICE A WEEK

	Freq	Pct
1 = No risk	396	1.20
2 = Slight risk.....	862	2.62
3 = Moderate risk.....	4028	12.25
4 = Great risk	26995	82.07
85 = BAD DATA Logically assigned.....	1	0.00
94 = DON'T KNOW	375	1.14
97 = REFUSED	28	0.09
98 = BLANK (NO ANSWER)	208	0.63

How much do people risk harming themselves physically and in other ways when they have four or five drinks of an alcoholic beverage nearly every day?

(RK01J)

RSKBNGDLY¹

Len : 2 RISK HAVING 4 OR 5 DRINKS NEARLY EVERY DAY

	Freq	Pct
1 = No risk	523	1.59
2 = Slight risk.....	2144	6.52
3 = Moderate risk.....	7617	23.16
4 = Great risk	22179	67.43
85 = BAD DATA Logically assigned.....	1	0.00
94 = DON'T KNOW	189	0.57
97 = REFUSED	28	0.09
98 = BLANK (NO ANSWER)	212	0.64

How much do people risk harming themselves physically and in other ways when they have five or more drinks of an alcoholic beverage once or twice a week?

(RK01K)

RSKBNGWK¹

Len : 2 RISK HAVING 5 OR MORE DRINKS ONCE OR TWICE A WEEK

	Freq	Pct
1 = No risk	1070	3.25
2 = Slight risk.....	5701	17.33
3 = Moderate risk.....	12491	37.97
4 = Great risk	13189	40.10
85 = BAD DATA Logically assigned.....	1	0.00
94 = DON'T KNOW	203	0.62
97 = REFUSED	25	0.08
98 = BLANK (NO ANSWER)	213	0.65

The next questions ask how difficult you think it would be for you to get each of the following types of drugs, if you wanted some.

How difficult or easy would it be for you to get some marijuana, if you wanted some?

(RK02A)

DIFGETMRJ¹

Len : 2 HOW DIFFICULT TO GET MARIJUANA

	Freq	Pct
1 = Probably impossible.....	3947	12.00
2 = Very difficult	3054	9.28
3 = Fairly difficult.....	3894	11.84
4 = Fairly easy	9470	28.79
5 = Very easy	11692	35.55
85 = BAD DATA Logically assigned.....	1	0.00
94 = DON'T KNOW	530	1.61
97 = REFUSED	78	0.24
98 = BLANK (NO ANSWER)	227	0.69

RISK/AVAILABILITY

How difficult or easy would it be for you to get some LSD, if you wanted some?

(RK02B)

DIFGETLSD¹

Len : 2 HOW DIFFICULT TO GET LSD

	Freq	Pct
1 = Probably impossible.....	11565	35.16
2 = Very difficult	8545	25.98
3 = Fairly difficult.....	6952	21.14
4 = Fairly easy	3379	10.27
5 = Very easy.....	1061	3.23
85 = BAD DATA Logically assigned.....	1	0.00
94 = DON'T KNOW.....	1088	3.31
97 = REFUSED	70	0.21
98 = BLANK (NO ANSWER)	232	0.71

How difficult or easy would it be for you to get some cocaine, if you wanted some?

(RK02C)

DIFGETCOC¹

Len : 2 HOW DIFFICULT TO GET COCAINE

	Freq	Pct
1 = Probably impossible.....	11111	33.78
2 = Very difficult	8342	25.36
3 = Fairly difficult.....	6156	18.72
4 = Fairly easy	4368	13.28
5 = Very easy.....	1696	5.16
85 = BAD DATA Logically assigned.....	1	0.00
94 = DON'T KNOW.....	924	2.81
97 = REFUSED	59	0.18
98 = BLANK (NO ANSWER)	236	0.72

How difficult or easy would it be for you to get some 'crack', if you wanted some?

(RK02D)

DIFGETCRK¹

Len : 2 HOW DIFFICULT TO GET "CRACK"

	Freq	Pct
1 = Probably impossible.....	12912	39.25
2 = Very difficult	9045	27.50
3 = Fairly difficult.....	5270	16.02
4 = Fairly easy	2999	9.12
5 = Very easy.....	1396	4.24
85 = BAD DATA Logically assigned.....	1	0.00
94 = DON'T KNOW.....	968	2.94
97 = REFUSED	64	0.19
98 = BLANK (NO ANSWER)	238	0.72

How difficult or easy would it be for you to get some heroin, if you wanted some?

(RK02E)

DIFGETHER¹

Len : 2 HOW DIFFICULT TO GET HEROIN

	Freq	Pct
1 = Probably impossible.....	13840	42.08
2 = Very difficult	8924	27.13
3 = Fairly difficult.....	4756	14.46
4 = Fairly easy	2712	8.24
5 = Very easy.....	1384	4.21
85 = BAD DATA Logically assigned.....	1	0.00
94 = DON'T KNOW.....	973	2.96
97 = REFUSED	61	0.19
98 = BLANK (NO ANSWER)	242	0.74

RISK/AVAILABILITY

In the past 30 days, has anyone approached you to sell you an illegal drug?

(RK03)

APPDRGMON¹

Len : 2 APPROACHED BY SOMEONE SELLING ILL DRUG PST 30 DYS

	Freq	Pct
1 = Yes.....	1585	4.82
2 = No.....	31048	94.39
85 = BAD DATA Logically assigned.....	1	0.00
94 = DON'T KNOW.....	6	0.02
97 = REFUSED.....	11	0.03
98 = BLANK (NO ANSWER).....	242	0.74

How often do you get a real kick out of doing things that are a little dangerous?

(RK04A)

RSKYFQDGR¹

Len : 2 GET A REAL KICK OUT OF DOING DANGEROUS THINGS

	Freq	Pct
1 = Never.....	14674	44.61
2 = Seldom.....	10892	33.11
3 = Sometimes.....	5958	18.11
4 = Always.....	887	2.70
85 = BAD DATA Logically assigned.....	1	0.00
94 = DON'T KNOW.....	174	0.53
97 = REFUSED.....	61	0.19
98 = BLANK (NO ANSWER).....	246	0.75

How often do you like to test yourself by doing something a little risky?

(RK04B)

RSKYFQTES¹

Len : 2 LIKE TO TEST YOURSELF BY DOING RISKY THINGS

	Freq	Pct
1 = Never.....	15015	45.65
2 = Seldom.....	12270	37.30
3 = Sometimes.....	4720	14.35
4 = Always.....	510	1.55
85 = BAD DATA Logically assigned.....	1	0.00
94 = DON'T KNOW.....	86	0.26
97 = REFUSED.....	45	0.14
98 = BLANK (NO ANSWER).....	246	0.75

How often do you wear a seatbelt when you ride in the front passenger seat of a car?

(RK04C)

RKFQPBLT¹

Len : 2 WEAR A SEATBELT WHEN RIDE FRONT PASS SEAT OF CAR

	Freq	Pct
1 = Never.....	788	2.40
2 = Seldom.....	765	2.33
3 = Sometimes.....	2161	6.57
4 = Always.....	28897	87.85
85 = BAD DATA Logically assigned.....	1	0.00
94 = DON'T KNOW.....	18	0.05
97 = REFUSED.....	16	0.05
98 = BLANK (NO ANSWER).....	247	0.75

How often do you wear a seatbelt when you drive a car?

(RK04D)

RKFQDBLT¹

Len : 2 WEAR A SEATBELT WHEN YOU DRIVE A CAR

	Freq	Pct
1 = Never.....	580	1.76
2 = Seldom.....	493	1.50
3 = Sometimes.....	1243	3.78
4 = Always.....	24805	75.41
5 = I don't drive.....	5490	16.69
85 = BAD DATA Logically assigned.....	1	0.00
94 = DON'T KNOW.....	11	0.03
97 = REFUSED.....	22	0.07
98 = BLANK (NO ANSWER).....	248	0.75

RECODED RISK/AVAILABILITY

RECODED RISK/AVAILABILITY

NOTE: The variables in this section are recoded variables that were created from one or more of the edited variables from the preceding section.

NOTE: The variables in this section are considered to be comparable between 2015 and later years but are not comparable with variables in the 2014 NSDUH or prior years.

(RSKCIGPKD)
GRSKCIGPKD

Len : 1	RC-GREAT RISK: SMOKE 1+ PACKS CIGARETTES PER DAY		
	. = Unknown (Otherwise).....	Freq	Pct
	0 = Otherwise (RSKCIGPKD=1,2,3).....	437	1.33
	1 = Great Risk (RSKCIGPKD=4).....	9908	30.12
		22548	68.55

(RSKMRJMON)
GRSKMRJMON

Len : 1	RC-GREAT RISK: USE MARIJUANA ONCE A MONTH		
	. = Unknown (Otherwise).....	Freq	Pct
	0 = Otherwise (RSKMRJMON=1,2,3).....	547	1.66
	1 = Great Risk (RSKMRJMON=4).....	26885	81.73
		5461	16.60

(RSKMRJWK)
GRSKMRJWK

Len : 1	RC-GREAT RISK: USE MARIJUANA 1-2 TIMES PER WEEK		
	. = Unknown (Otherwise).....	Freq	Pct
	0 = Otherwise (RSKMRJWK=1,2,3).....	545	1.66
	1 = Great Risk (RSKMRJWK=4).....	24773	75.31
		7575	23.03

(RSKCOCMON)
GRSKCOCMON

Len : 1	RC-GREAT RISK: USE COCAINE ONCE A MONTH		
	. = Unknown (Otherwise).....	Freq	Pct
	0 = Otherwise (RSKCOCMON=1,2,3).....	632	1.92
	1 = Great Risk (RSKCOCMON=4).....	12324	37.47
		19937	60.61

(RSKCOCWK)
GRSKCOCWK

Len : 1	RC-GREAT RISK: USE COCAINE 1-2 TIMES PER WEEK		
	. = Unknown (Otherwise).....	Freq	Pct
	0 = Otherwise (RSKCOCWK=1,2,3).....	612	1.86
	1 = Great Risk (RSKCOCWK=4).....	5286	16.07
		26995	82.07

(RSKHERTRY)
GRSKHERTRY

Len : 1	RC-GREAT RISK: TRYING HEROIN ONCE OR TWICE		
	. = Unknown (Otherwise).....	Freq	Pct
	0 = Otherwise (RSKHERTRY=1,2,3).....	623	1.89
	1 = Great Risk (RSKHERTRY=4).....	6835	20.78
		25435	77.33

(RSKHERWK)
GRSKHERWK

Len : 1	RC-GREAT RISK: USE HEROIN 1-2 TIMES PER WEEK		
	. = Unknown (Otherwise).....	Freq	Pct
	0 = Otherwise (RSKHERWK=1,2,3).....	618	1.88
	1 = Great Risk (RSKHERWK=4).....	2441	7.42
		29834	90.70

(RSKLSDTRY)
GRSKLSDTRY

Len : 1	RC-GREAT RISK: TRYING LSD ONCE OR TWICE		
	. = Unknown (Otherwise).....	Freq	Pct
	0 = Otherwise (RSKLSDTRY=1,2,3).....	943	2.87
	1 = Great Risk (RSKLSDTRY=4).....	15396	46.81
		16554	50.33

RECODED RISK/AVAILABILITY

(RSKLSDWK)
GRSKLSDWK

Len : 1 RC-GREAT RISK: USE LSD 1-2 TIMES PER WEEK

	Freq	Pct
. = Unknown (Otherwise).....	922	2.80
0 = Otherwise (RSKLSDWK=1,2,3)	8951	27.21
1 = Great Risk (RSKLSDWK=4).....	23020	69.98

(RSKBNGDLY)
GRSKBNGDLY

Len : 1 RC-GREAT RISK: HAVE 4-5 ALC DRINKS PER DAY

	Freq	Pct
. = Unknown (Otherwise).....	430	1.31
0 = Otherwise (RSKBNGDLY=1,2,3).....	10284	31.27
1 = Great Risk (RSKBNGDLY=4).....	22179	67.43

(RSKBNGWK)
GRSKBNGWK

Len : 1 RC-GREAT RISK: HAVE 5+ ALC DRINKS 1-2 TIMES PER WEEK

	Freq	Pct
. = Unknown (Otherwise).....	442	1.34
0 = Otherwise (RSKBNGWK=1,2,3).....	19262	58.56
1 = Great Risk (RSKBNGWK=4).....	13189	40.10

(DIFGETMRJ)
DIFOBTRMJ

Len : 1 RC-MARIJUANA FAIRLY OR VERY EASY TO OBTAIN

	Freq	Pct
. = Unknown (Otherwise).....	836	2.54
0 = Otherwise (DIFGETMRJ=1,2,3)	10895	33.12
1 = Fairly or Very Easy (DIFGETMRJ=4,5)	21162	64.34

(DIFGETCOC)
DIFOBTCCOC

Len : 1 RC-COCAINE FAIRLY OR VERY EASY TO OBTAIN

	Freq	Pct
. = Unknown (Otherwise).....	1220	3.71
0 = Otherwise (DIFGETCOC=1,2,3).....	25609	77.86
1 = Fairly or Very Easy (DIFGETCOC=4,5).....	6064	18.44

(DIFGETCRK)
DIFOBTCRK

Len : 1 RC-CRACK FAIRLY OR VERY EASY TO OBTAIN

	Freq	Pct
. = Unknown (Otherwise).....	1271	3.86
0 = Otherwise (DIFGETCRK=1,2,3).....	27227	82.77
1 = Fairly or Very Easy (DIFGETCRK=4,5).....	4395	13.36

(DIFGETHER)
DIFOBTHER

Len : 1 RC-HEROIN FAIRLY OR VERY EASY TO OBTAIN

	Freq	Pct
. = Unknown (Otherwise).....	1277	3.88
0 = Otherwise (DIFGETHER=1,2,3)	27520	83.67
1 = Fairly or Very Easy (DIFGETHER=4,5)	4096	12.45

(DIFGETLSD)
DIFOBTLSD

Len : 1 RC-LSD FAIRLY OR VERY EASY TO OBTAIN

	Freq	Pct
. = Unknown (Otherwise).....	1391	4.23
0 = Otherwise (DIFGETLSD=1,2,3).....	27062	82.27
1 = Fairly or Very Easy (DIFGETLSD=4,5).....	4440	13.50

(APPDRGMON)
APPDRGMON2

Len : 1 RC-APPROACHED BY SOMEONE SELLING DRUGS

	Freq	Pct
. = Unknown (Otherwise).....	260	0.79
0 = No (APPDRGMON=2).....	31048	94.39
1 = Yes (APPDRGMON=1,3)	1585	4.82

BLUNTS

BLUNTS

The values in this section may be inconsistent with values for variables in other sections of the interview. Items in this section were edited when respondents legitimately skipped out of these items based on prior answers in earlier sections. Otherwise, variables in one section of the interview generally were not edited to make them consistent with variables in another section of the interview. This note applies to variables in this section marked by a¹.

NOTE: When respondents previously reported never using marijuana but reported lifetime use of cigars with marijuana in them (i.e., "blunts"), a consistency check was triggered only when respondents reported using blunts in the past 30 days. Therefore, BLNTEVER was assigned a code of 11 when respondents reported using blunts but they did not report use in the past 30 days, and they previously had reported never using marijuana.

Sometimes people take some tobacco out of a cigar and replace it with marijuana. This is sometimes called a "blunt".

Have you ever smoked part or all of a cigar with marijuana in it?

(BL01)

BLNTEVER¹

Len : 2	EVER SMOKED CIGAR WITH MARIJUANA IN IT		
	1 = Yes.....	7169	21.79
	2 = No.....	25256	76.78
	4 = No LOGICALLY ASSIGNED	9	0.03
	11 = Yes (see note)	158	0.48
	85 = BAD DATA Logically assigned	1	0.00
	94 = DON'T KNOW	25	0.08
	97 = REFUSED	21	0.06
	98 = BLANK (NO ANSWER)	254	0.77

How old were you the first time you smoked part or all of a cigar with marijuana in it?

(BL08)

BLNTAGE¹

Len : 3	AGE WHEN FIRST SMOKED CIGAR WITH MJ IN IT		
	RANGE = 1 - 65	7261	22.07
	981 = NEVER USED BLUNTS Logically assigned.....	9	0.03
	985 = BAD DATA Logically assigned	4	0.01
	991 = NEVER USED BLUNTS	25256	76.78
	994 = DON'T KNOW	55	0.17
	997 = REFUSED	29	0.09
	998 = BLANK (NO ANSWER).....	279	0.85

Did you first smoke part or all of a cigar with marijuana in it in [CURRENT YEAR - 1] or [CURRENT YEAR]?

Did you first smoke part or all of a cigar with marijuana in it in [CURRENT YEAR - 2] or [CURRENT YEAR - 1]?

In what month in [CURRENT YEAR] did you first smoke part or all of a cigar with marijuana in it?

(BL08A, BL08B, BL08C)

BLNTYFU¹

Len : 4	YEAR OF FIRST USE OF CIGAR WITH MJ IN IT - RECODE		
	RANGE = 2018 - 2020	640	1.95
	9981 = NEVER USED BLUNTS Logically assigned.....	9	0.03
	9985 = BAD DATA Logically assigned	7	0.02
	9989 = LEGITIMATE SKIP Logically assigned	24	0.07
	9991 = NEVER USED BLUNTS	25256	76.78
	9994 = DON'T KNOW	56	0.17
	9997 = REFUSED	29	0.09
	9998 = BLANK (NO ANSWER).....	288	0.88
	9999 = LEGITIMATE SKIP.....	6584	20.02

BLUNTS

In what month in [CURRENT YEAR] did you first smoke part or all of a cigar with marijuana in it?

In what month in [YEAR FROM BL08a or BL08b] did you first smoke part or all of a cigar with marijuana in it?

(BL08C, BL08D)

BLNTMFU¹

Len : 2 MONTH OF FIRST USE OF CIGAR W/MJ IN IT - RECODE

	Freq	Pct
1 = January.....	46	0.14
2 = February.....	38	0.12
3 = March.....	29	0.09
4 = April.....	29	0.09
5 = May.....	33	0.10
6 = June.....	76	0.23
7 = July.....	72	0.22
8 = August.....	52	0.16
9 = September.....	58	0.18
10 = October.....	67	0.20
11 = November.....	57	0.17
12 = December.....	51	0.16
81 = NEVER USED BLUNTS Logically assigned.....	9	0.03
85 = BAD DATA Logically assigned.....	7	0.02
89 = LEGITIMATE SKIP Logically assigned.....	24	0.07
91 = NEVER USED BLUNTS.....	25256	76.78
94 = DON'T KNOW.....	86	0.26
97 = REFUSED.....	30	0.09
98 = BLANK (NO ANSWER).....	289	0.88
99 = LEGITIMATE SKIP.....	6584	20.02

NOTE: When respondents previously reported using marijuana but reported less recent use of marijuana than they reported for blunts, a consistency check was triggered only when respondents reported using blunts in the past 30 days. Therefore, BLNTREC was assigned a code of 12 when respondents reported last using marijuana more than 12 months ago but reported using blunts more than 30 days ago but within the past 12 months.

How long has it been since you last smoked part or all of a cigar with marijuana in it?

(BL02)

BLNTREC¹

Len : 2 TIME SINCE LAST SMOKED CIGAR WITH MJ IN IT

	Freq	Pct
1 = Within the past 30 days.....	1396	4.24
2 = More than 30 days ago but within the past 12 mos.....	1419	4.31
3 = More than 12 months ago.....	4408	13.40
9 = Used at some point in lifetime LOG ASSN.....	37	0.11
12 = More than 30 dys ago but in pst 12 mos (see note).....	46	0.14
19 = More than 30 days ago LOGICALLY ASSIGNED.....	18	0.05
81 = NEVER USED BLUNTS Logically assigned.....	9	0.03
85 = BAD DATA Logically assigned.....	1	0.00
91 = NEVER USED BLUNTS.....	25256	76.78
97 = REFUSED.....	21	0.06
98 = BLANK (NO ANSWER).....	282	0.86

NOTE: BLRECFL2 has nonblank values when data on initiation of use from BLNTAGE, BLNTYFU, or BLNTMFU indicate more recent use of blunts than was reported in BLNTREC.

BLRECFL2¹

Len : 2 INCONSISTENCY BETW BLNTREC AND INCIDENCE DATA

	Freq	Pct
1 = Incidence data suggest more recent use.....	34	0.10
98 = BLANK (NO ANSWER).....	32859	99.90

On how many of the past 30 days, that is, since [DATEFILL], did you smoke part or all of a cigar with marijuana in it?

(BL02A, BL03A, BL04A)

BLNT30DY¹

Len : 2 # DAYS USED CIGAR WITH MJ IN IT PAST 30 DAYS

	Freq	Pct
RANGE = 1 - 30.....	1372	4.17
85 = BAD DATA Logically assigned.....	1	0.00
91 = NEVER USED BLUNTS.....	25265	76.81
93 = DID NOT USE BLUNTS IN THE PAST 30 DAYS.....	5891	17.91
94 = DON'T KNOW.....	14	0.04
97 = REFUSED.....	26	0.08
98 = BLANK (NO ANSWER).....	324	0.99

BLUNTS

The answer to the last question and an earlier question disagree. Which is correct?

(BL03)

BLNT30C1¹

Len : 2 BL02/MJ01 DISAGREE, WHICH IS CORRECT

	Freq	Pct
1 = I have never used marijuana or hashish.....	9	0.03
2 = I smoked cigar w/mj in it during the past 30 days.....	11	0.03
98 = BLANK (NO ANSWER)	175	0.53
99 = LEGITIMATE SKIP.....	32698	99.41

The answer to the last question and an earlier question disagree. Which answer is correct?

(BL04)

BLNT30C2¹

Len : 2 BL02 AND MJ RECENCY DISAGREE, WHICH IS CORRECT

	Freq	Pct
1 = I last used marijuana or hashish [MJREC FILL].....	21	0.06
2 = I smoked cigar w/mj in it during the past 30 days.....	25	0.08
98 = BLANK (NO ANSWER)	281	0.85
99 = LEGITIMATE SKIP.....	32566	99.01

Why did you report earlier that you had never used marijuana or hashish?

(BL05)

RSNOMRJ¹

Len : 2 WHY REPORT EARLIER THAT NEVER USED MJ OR HASHISH

	Freq	Pct
1 = I didn't consider a "blunt" to be mj or hashish.....	2	0.01
2 = I made mistake answering earlier question about mj.....	7	0.02
3 = Some other reason.....	2	0.01
98 = BLANK (NO ANSWER)	175	0.53
99 = LEGITIMATE SKIP.....	32707	99.43

Why did you report earlier that you did not use marijuana or hashish during the past 30 days?

(BL06)

RSNMRJMO¹

Len : 2 WHY REPRT EARLIER NOT USE MJ OR HASH PAST 30 DAYS

	Freq	Pct
1 = I didn't consider a "blunt" to be mj or hashish.....	2	0.01
2 = I made mistake answering earlier question about mj.....	19	0.06
3 = Some other reason.....	4	0.01
98 = BLANK (NO ANSWER)	281	0.85
99 = LEGITIMATE SKIP.....	32587	99.07

NOTE: The variable BLNTNOMJ was assigned a code of 5 if respondents were not asked this question because they reported in the TOBACCO module that they smoked cigars in the past 30 days but reported in the BLUNTS module that they did not smoke cigars with marijuana in them in the past 30 days. It could be logically inferred that all of the cigars that these respondents smoked in the past 30 days did not have marijuana in them. BLNTNOMJ was assigned codes of 14 or 24 if respondents were not asked this question and they reported in the BLUNTS module that they smoked a cigar with marijuana in it in the past 30 days. A code of 14 was assigned if respondents reported in the TOBACCO module that they had smoked cigars but not in the past 30 days. A code of 24 was assigned if respondents reported in the TOBACCO module that they had never smoked part or all of a cigar.

Earlier, you reported that you had smoked part or all of a cigar during the past 30 days. During the past 30 days, did you smoke any cigars that did not have marijuana in them?

(BL07)

BLNTNOMJ¹

Len : 2 SMOKE CIGARS WITH NO MARIJUANA PAST 30 DAYS

	Freq	Pct
1 = Yes.....	136	0.41
2 = No	222	0.67
5 = Yes LOGICALLY ASSIGNED (from skip pattern)	785	2.39
14 = USED BLUNTS PST 30 DY/DIDNT USE CIGARS PST 30 DY.....	442	1.34
24 = USED BLUNTS PST 30 DY/NEVER USED CIGARS	587	1.78
85 = BAD DATA Logically assigned	1	0.00
91 = NEVER USED CIGARS/BLUNTS.....	20249	61.56
93 = DID NOT USE CIGARS/BLUNTS IN THE PAST 30 DAYS.....	10098	30.70
98 = BLANK (NO ANSWER)	373	1.13

BLUNTS

NOTE: Past year marijuana users could answer MEDMJYR and MEDMJALL as "yes," regardless of whether they were living in a State in which marijuana was approved for medical use. For more information, please see the appendix titled "Medical Marijuana Variables".

Earlier, you reported using marijuana in the past year. Was any of your marijuana use in the past 12 months recommended by a doctor or other health care professional?

(MJMM01)

MEDMJYR¹

Len : 2 ANY MJ USE RECMDED BY DR IN PAST 12 MONTHS

	Freq	Pct
1 = Yes.....	803	2.44
2 = No.....	6086	18.50
85 = BAD DATA Logically assigned.....	1	0.00
91 = NEVER USED MARIJUANA OR BLUNTS.....	17872	54.33
93 = DID NOT USE MJ OR BLUNTS PST 12 MOS.....	7954	24.18
94 = DON'T KNOW.....	4	0.01
97 = REFUSED.....	11	0.03
98 = BLANK (NO ANSWER).....	162	0.49

Was all of your marijuana use in the past 12 months recommended by a doctor or other health care professional?

(MJMM02)

MEDMJALL¹

Len : 2 ALL MJ USE RECMDED BY DR IN PAST 12 MONTHS

	Freq	Pct
1 = Yes.....	488	1.48
2 = No.....	315	0.96
85 = BAD DATA Logically assigned.....	1	0.00
91 = NEVER USED MARIJUANA OR BLUNTS.....	17872	54.33
93 = DID NOT USE MJ OR BLUNTS PST 12 MOS.....	7954	24.18
97 = REFUSED.....	11	0.03
98 = BLANK (NO ANSWER).....	166	0.50
99 = LEGITIMATE SKIP.....	6086	18.50

NOTE: Medical marijuana variable MEDMJPA2 replaces variable MEDMJST2 that was created for the 2013 through 2017 NSDUH. MEDMJPA2 is based on the date that a medical marijuana bill was signed into law or an initiative was approved by voters. MEDMJST2 was based on an interpretation of the date when a state's law took effect.

NOTE: MEDMJPA2 indicates whether respondents were living in a State in which a law allowing use of marijuana for medical reasons had been passed at the time of the interview. The entire sample was classified into one of the following two categories: MEDMJPA2 was coded as 1 if the respondent was in a State where a law or initiative allowing the use of marijuana for medical reasons had been passed on or before the interview date; MEDMJPA2 was coded as 2 if (a) the respondent was in a State in which a law or initiative allowing the use of marijuana for medical reasons had not been passed at any time during the survey year; or (b) the respondent was in a State where a law or initiative allowing the use of marijuana for medical reasons had been passed during the survey year but after the interview date.

MEDMJPA2

Len : 1 STATE MEDICAL MJ LAW PASSED AT TIME OF INTERVIEW

	Freq	Pct
1 = In State where medical MJ law passed before intvw.....	23754	72.22
2 = Not in State where medical MJ law passed by Intvw date.....	9139	27.78

SUBSTANCE DEPENDENCE AND ABUSE

SUBSTANCE DEPENDENCE AND ABUSE

The values in this section may be inconsistent with values for variables in other sections of the interview. Items in this section were edited when respondents legitimately skipped out of these items based on prior answers in earlier sections. Otherwise, variables in one section of the interview generally were not edited to make them consistent with variables in another section of the interview. This note applies to variables in this section marked by a¹.

Think about your use of cigarettes during the past 30 days as you answer these next questions.

Please think about how true each statement is of you.

After not smoking for a while, you need to smoke in order to feel less restless and irritable.

(DRCGE01)
CIGIRTLB¹

Len : 2 NEED TO SMOKE TO FEEL LESS IRRITABLE

	Freq	Pct
1 = Not at all true.....	1039	3.16
2 = Somewhat true.....	1002	3.05
3 = Moderately true.....	778	2.37
4 = Very true.....	742	2.26
5 = Extremely true.....	460	1.40
91 = NEVER USED CIGARETTES.....	18268	55.54
93 = DID NOT USE CIGARETTES IN THE PAST 30 DAYS.....	10511	31.96
94 = DON'T KNOW.....	8	0.02
97 = REFUSED.....	4	0.01
98 = BLANK (NO ANSWER).....	81	0.25

When you don't smoke for a few hours, you start to crave cigarettes.

(DRCGE02)
CIGCRAVE¹

Len : 2 START TO CRAVE CIGS WHEN DON'T SMOKE FOR FEW HRS

	Freq	Pct
1 = Not at all true.....	1180	3.59
2 = Somewhat true.....	857	2.61
3 = Moderately true.....	598	1.82
4 = Very true.....	859	2.61
5 = Extremely true.....	531	1.61
91 = NEVER USED CIGARETTES.....	18268	55.54
93 = DID NOT USE CIGARETTES IN THE PAST 30 DAYS.....	10511	31.96
94 = DON'T KNOW.....	2	0.01
97 = REFUSED.....	4	0.01
98 = BLANK (NO ANSWER).....	83	0.25

You sometimes have strong cravings for a cigarette where it feels like you're in the grip of a force you can't control.

(DRCGE03)
CIGCRAGP¹

Len : 2 CRAVING OF CIGS LIKE STRONG FORCE CAN'T CONTROL

	Freq	Pct
1 = Not at all true.....	1634	4.97
2 = Somewhat true.....	837	2.54
3 = Moderately true.....	593	1.80
4 = Very true.....	553	1.68
5 = Extremely true.....	398	1.21
91 = NEVER USED CIGARETTES.....	18268	55.54
93 = DID NOT USE CIGARETTES IN THE PAST 30 DAYS.....	10511	31.96
94 = DON'T KNOW.....	8	0.02
97 = REFUSED.....	6	0.02
98 = BLANK (NO ANSWER).....	85	0.26

SUBSTANCE DEPENDENCE AND ABUSE

You feel a sense of control over your smoking - that is, you can "take it or leave it" at any time.

(DRCGE04)
CIGINCTL¹

Len : 2 FEEL A SENSE OF CONTROL OVER YOUR SMOKING

	Freq	Pct
1 = Not at all true.....	1027	3.12
2 = Somewhat true.....	1105	3.36
3 = Moderately true.....	661	2.01
4 = Very true.....	581	1.77
5 = Extremely true.....	643	1.95
91 = NEVER USED CIGARETTES.....	18268	55.54
93 = DID NOT USE CIGARETTES IN THE PAST 30 DAYS.....	10511	31.96
94 = DON'T KNOW.....	6	0.02
97 = REFUSED.....	5	0.02
98 = BLANK (NO ANSWER).....	86	0.26

You tend to avoid places that don't allow smoking, even if you would otherwise enjoy them.

(DRCGE05)
CIGAVOID¹

Len : 2 TEND TO AVOID PLACES THAT DON'T ALLOW SMOKING

	Freq	Pct
1 = Not at all true.....	2768	8.42
2 = Somewhat true.....	547	1.66
3 = Moderately true.....	339	1.03
4 = Very true.....	209	0.64
5 = Extremely true.....	149	0.45
91 = NEVER USED CIGARETTES.....	18268	55.54
93 = DID NOT USE CIGARETTES IN THE PAST 30 DAYS.....	10511	31.96
94 = DON'T KNOW.....	10	0.03
97 = REFUSED.....	5	0.02
98 = BLANK (NO ANSWER).....	87	0.26

Do you have any friends who do not smoke cigarettes?

(DRCGE06A)
CIGFNSMK¹

Len : 2 HAVE FRIENDS WHO DO NOT SMOKE CIGARETTES

	Freq	Pct
1 = Yes.....	3753	11.41
2 = No.....	268	0.81
91 = NEVER USED CIGARETTES.....	18268	55.54
93 = DID NOT USE CIGARETTES IN THE PAST 30 DAYS.....	10511	31.96
94 = DON'T KNOW.....	2	0.01
97 = REFUSED.....	4	0.01
98 = BLANK (NO ANSWER).....	87	0.26

Think about your use of cigarettes during the past 30 days as you answer these next questions.

There are times when you choose not to be around your friends who don't smoke because they won't like it if you smoke.

(DRCGE06B)
CIGFNLKE¹

Len : 2 CHOOSE NOT TO BE AROUND FRIENDS WHO DON'T SMOKE

	Freq	Pct
1 = Not at all true.....	2959	9.00
2 = Somewhat true.....	376	1.14
3 = Moderately true.....	230	0.70
4 = Very true.....	118	0.36
5 = Extremely true.....	62	0.19
91 = NEVER USED CIGARETTES.....	18268	55.54
93 = DID NOT USE CIGARETTES IN THE PAST 30 DAYS.....	10511	31.96
94 = DON'T KNOW.....	4	0.01
97 = REFUSED.....	6	0.02
98 = BLANK (NO ANSWER).....	91	0.28
99 = LEGITIMATE SKIP.....	268	0.81

SUBSTANCE DEPENDENCE AND ABUSE

Think about your use of cigarettes during the past 30 days as you answer these next questions.

Even if you're traveling a long distance, you'd rather not travel by airplane because you wouldn't be allowed to smoke.

(DRCGE07)
CIGPLANE¹

Len : 2 RATHER NOT TRAVEL BY AIRPLANE B/C NO SMOKING

	Freq	Pct
1 = Not at all true.....	3297	10.02
2 = Somewhat true.....	292	0.89
3 = Moderately true.....	199	0.60
4 = Very true.....	114	0.35
5 = Extremely true.....	107	0.33
91 = NEVER USED CIGARETTES.....	18268	55.54
93 = DID NOT USE CIGARETTES IN THE PAST 30 DAYS.....	10511	31.96
94 = DON'T KNOW.....	9	0.03
97 = REFUSED.....	5	0.02
98 = BLANK (NO ANSWER).....	91	0.28

You sometimes worry that you will run out of cigarettes.

(DRCGE08)
CIGRNOU¹

Len : 2 SOMETIMES WORRY THAT YOU WILL RUN OUT OF CIGS

	Freq	Pct
1 = Not at all true.....	2080	6.32
2 = Somewhat true.....	948	2.88
3 = Moderately true.....	390	1.19
4 = Very true.....	369	1.12
5 = Extremely true.....	230	0.70
91 = NEVER USED CIGARETTES.....	18268	55.54
93 = DID NOT USE CIGARETTES IN THE PAST 30 DAYS.....	10511	31.96
94 = DON'T KNOW.....	3	0.01
97 = REFUSED.....	3	0.01
98 = BLANK (NO ANSWER).....	91	0.28

You smoke cigarettes fairly regularly throughout the day.

(DRCGE09)
CIGREGDY¹

Len : 2 SMOKE CIGS FAIRLY REGULARLY THROUGHOUT THE DAY

	Freq	Pct
1 = Not at all true.....	1366	4.15
2 = Somewhat true.....	739	2.25
3 = Moderately true.....	537	1.63
4 = Very true.....	752	2.29
5 = Extremely true.....	623	1.89
91 = NEVER USED CIGARETTES.....	18268	55.54
93 = DID NOT USE CIGARETTES IN THE PAST 30 DAYS.....	10511	31.96
94 = DON'T KNOW.....	2	0.01
97 = REFUSED.....	3	0.01
98 = BLANK (NO ANSWER).....	92	0.28

You smoke about the same amount on weekends as on weekdays.

(DRCGE10)
CIGREGWK¹

Len : 2 SMOKE SAME AMOUNT ON WEEKENDS AS ON WEEKDAYS

	Freq	Pct
1 = Not at all true.....	1184	3.60
2 = Somewhat true.....	717	2.18
3 = Moderately true.....	543	1.65
4 = Very true.....	912	2.77
5 = Extremely true.....	651	1.98
91 = NEVER USED CIGARETTES.....	18268	55.54
93 = DID NOT USE CIGARETTES IN THE PAST 30 DAYS.....	10511	31.96
94 = DON'T KNOW.....	8	0.02
97 = REFUSED.....	7	0.02
98 = BLANK (NO ANSWER).....	92	0.28

SUBSTANCE DEPENDENCE AND ABUSE

You smoke just about the same number of cigarettes from day to day.

(DRCGE11)
CIGREGNM¹

Len : 2 SMOKE SAME NUMBER OF CIGS FROM DAY TO DAY

	Freq	Pct
1 = Not at all true.....	1098	3.34
2 = Somewhat true.....	699	2.13
3 = Moderately true.....	618	1.88
4 = Very true.....	961	2.92
5 = Extremely true.....	636	1.93
91 = NEVER USED CIGARETTES.....	18268	55.54
93 = DID NOT USE CIGARETTES IN THE PAST 30 DAYS.....	10511	31.96
94 = DON'T KNOW.....	4	0.01
97 = REFUSED.....	6	0.02
98 = BLANK (NO ANSWER).....	92	0.28

It's hard to say how many cigarettes you smoke per day because the number often changes.

(DRCGE12)
CIGNMCHG¹

Len : 2 NUMBER OF CIGS SMOKE PER DAY OFTEN CHANGES

	Freq	Pct
1 = Not at all true.....	1541	4.68
2 = Somewhat true.....	1039	3.16
3 = Moderately true.....	580	1.76
4 = Very true.....	510	1.55
5 = Extremely true.....	332	1.01
91 = NEVER USED CIGARETTES.....	18268	55.54
93 = DID NOT USE CIGARETTES IN THE PAST 30 DAYS.....	10511	31.96
94 = DON'T KNOW.....	14	0.04
97 = REFUSED.....	5	0.02
98 = BLANK (NO ANSWER).....	93	0.28

It's normal for you to smoke several cigarettes in an hour, then not have another one until hours later.

(DRCGE13)
CIGSVLHR¹

Len : 2 HAVE MANY CIGS IN HR, THEN NO CIGS TIL HRS LATER

	Freq	Pct
1 = Not at all true.....	2074	6.31
2 = Somewhat true.....	828	2.52
3 = Moderately true.....	529	1.61
4 = Very true.....	383	1.16
5 = Extremely true.....	195	0.59
91 = NEVER USED CIGARETTES.....	18268	55.54
93 = DID NOT USE CIGARETTES IN THE PAST 30 DAYS.....	10511	31.96
94 = DON'T KNOW.....	9	0.03
97 = REFUSED.....	3	0.01
98 = BLANK (NO ANSWER).....	93	0.28

The number of cigarettes you smoke per day is often influenced by other things - how you're feeling, or what you're doing, for example.

(DRCGE14)
CIGINFLU¹

Len : 2 # OF CIGS SMOKE PER DAY INFLUENCED BY OTHER THINGS

	Freq	Pct
1 = Not at all true.....	744	2.26
2 = Somewhat true.....	853	2.59
3 = Moderately true.....	771	2.34
4 = Very true.....	927	2.82
5 = Extremely true.....	715	2.17
91 = NEVER USED CIGARETTES.....	18268	55.54
93 = DID NOT USE CIGARETTES IN THE PAST 30 DAYS.....	10511	31.96
94 = DON'T KNOW.....	8	0.02
97 = REFUSED.....	3	0.01
98 = BLANK (NO ANSWER).....	93	0.28

SUBSTANCE DEPENDENCE AND ABUSE

Your smoking is not affected much by other things. For example, you smoke about the same amount whether you're relaxing or working, happy or sad, alone or with others.

(DRCGE15)
CIGNOINF¹

Len : 2 SMOKING NOT AFFECTED BY OTHER THINGS

	Freq	Pct
1 = Not at all true.....	1410	4.29
2 = Somewhat true.....	1081	3.29
3 = Moderately true.....	725	2.20
4 = Very true.....	507	1.54
5 = Extremely true.....	282	0.86
91 = NEVER USED CIGARETTES.....	18268	55.54
93 = DID NOT USE CIGARETTES IN THE PAST 30 DAYS.....	10511	31.96
94 = DON'T KNOW.....	11	0.03
97 = REFUSED.....	3	0.01
98 = BLANK (NO ANSWER).....	95	0.29

Since you started smoking, the amount you smoke has increased.

(DRCGE16)
CIGINCRS¹

Len : 2 AMOUNT OF SMOKING HAS INCR. SINCE STARTED SMOKING

	Freq	Pct
1 = Not at all true.....	1482	4.51
2 = Somewhat true.....	826	2.51
3 = Moderately true.....	604	1.84
4 = Very true.....	632	1.92
5 = Extremely true.....	463	1.41
91 = NEVER USED CIGARETTES.....	18268	55.54
93 = DID NOT USE CIGARETTES IN THE PAST 30 DAYS.....	10511	31.96
94 = DON'T KNOW.....	8	0.02
97 = REFUSED.....	2	0.01
98 = BLANK (NO ANSWER).....	97	0.29

Compared to when you first started smoking, you need to smoke a lot more now in order to be satisfied.

(DRCGE17)
CIGSATIS¹

Len : 2 NEED TO SMOKE A LOT MORE TO BE SATISFIED

	Freq	Pct
1 = Not at all true.....	2138	6.50
2 = Somewhat true.....	715	2.17
3 = Moderately true.....	543	1.65
4 = Very true.....	362	1.10
5 = Extremely true.....	248	0.75
91 = NEVER USED CIGARETTES.....	18268	55.54
93 = DID NOT USE CIGARETTES IN THE PAST 30 DAYS.....	10511	31.96
94 = DON'T KNOW.....	9	0.03
97 = REFUSED.....	2	0.01
98 = BLANK (NO ANSWER).....	97	0.29

Compared to when you first started smoking, you can smoke much, much more now before you start to feel anything.

(DRCGE18)
CIGLOTMR¹

Len : 2 SMOKE MUCH MORE NOW BEFORE FEEL ANYTHING

	Freq	Pct
1 = Not at all true.....	2175	6.61
2 = Somewhat true.....	770	2.34
3 = Moderately true.....	548	1.67
4 = Very true.....	307	0.93
5 = Extremely true.....	195	0.59
91 = NEVER USED CIGARETTES.....	18268	55.54
93 = DID NOT USE CIGARETTES IN THE PAST 30 DAYS.....	10511	31.96
94 = DON'T KNOW.....	15	0.05
97 = REFUSED.....	3	0.01
98 = BLANK (NO ANSWER).....	101	0.31

SUBSTANCE DEPENDENCE AND ABUSE

How soon after you wake up do you have your first cigarette?

On the days that you smoke, how soon after you wake up do you have your first cigarette?

(DRCGE19A, DRCGE19B)

CIGWAKE¹

Len : 2 HOW SOON AFTER WAKING DO YOU HAVE YOUR FIRST CIG

	Freq	Pct
1 = Within the first 5 minutes after you wake up	701	2.13
2 = Between 6 and 30 minutes after you wake up.....	1038	3.16
3 = Between 31 and 60 minutes after you wake up	669	2.03
4 = More than 60 minutes after you wake up	1513	4.60
91 = NEVER USED CIGARETTES.....	18268	55.54
93 = DID NOT USE CIGARETTES IN THE PAST 30 DAYS.....	10511	31.96
94 = DON'T KNOW	42	0.13
97 = REFUSED	49	0.15
98 = BLANK (NO ANSWER)	102	0.31

Think about your use of alcohol during the past 12 months as you answer these next questions.

During the past 12 months, was there a month or more when you spent a lot of your time getting or drinking alcohol?

(DRALC01)

ALCLOTTM¹

Len : 2 SPENT MONTH/MORE GETTING/DRNKG ALC PAST 12 MOS

	Freq	Pct
1 = Yes.....	2762	8.40
2 = No.....	14755	44.86
83 = DID NOT USE ALC PST 12 MOS OR USED <6 DYS Log asn	46	0.14
85 = BAD DATA Logically assigned.....	2	0.01
91 = NEVER USED ALCOHOL.....	8373	25.46
93 = DID NOT USE ALC PST 12 MOS OR USED <6 DYS.....	6641	20.19
94 = DON'T KNOW	12	0.04
97 = REFUSED	11	0.03
98 = BLANK (NO ANSWER)	291	0.88

During the past 12 months, was there a month or more when you spent a lot of time getting over the effects of the alcohol you drank?

(DRALC02)

ALCGTOVR¹

Len : 2 MONTH+ SPENT GETTING OVER ALC EFFECTS PST 12 MOS

	Freq	Pct
1 = Yes.....	262	0.80
2 = No.....	14491	44.05
83 = DID NOT USE ALC PST 12 MOS OR USED <6 DYS Log asn	46	0.14
85 = BAD DATA Logically assigned.....	1	0.00
91 = NEVER USED ALCOHOL.....	8373	25.46
93 = DID NOT USE ALC PST 12 MOS OR USED <6 DYS.....	6641	20.19
94 = DON'T KNOW	10	0.03
97 = REFUSED	12	0.04
98 = BLANK (NO ANSWER)	295	0.90
99 = LEGITIMATE SKIP.....	2762	8.40

During the past 12 months, did you try to set limits on how often or how much alcohol you would drink?

(DRALC04)

ALCLIMIT¹

Len : 2 SET LIMITS ON ALCOHOL USE PAST 12 MONTHS

	Freq	Pct
1 = Yes.....	6438	19.57
2 = No.....	11059	33.62
83 = DID NOT USE ALC PST 12 MOS OR USED <6 DYS Log asn	46	0.14
85 = BAD DATA Logically assigned.....	2	0.01
91 = NEVER USED ALCOHOL.....	8373	25.46
93 = DID NOT USE ALC PST 12 MOS OR USED <6 DYS.....	6641	20.19
94 = DON'T KNOW	21	0.06
97 = REFUSED	16	0.05
98 = BLANK (NO ANSWER)	297	0.90

SUBSTANCE DEPENDENCE AND ABUSE

Were you able to keep to the limits you set, or did you often drink more than you intended to?

(DRALC05)
ALCKPLMT¹

Len : 2 ABLE TO KEEP LIMITS OR DRANK MORE PAST 12 MOS

	Freq	Pct
1 = Usually kept to the limits set.....	5570	16.93
2 = Often drank more than intended.....	865	2.63
83 = DID NOT USE ALC PST 12 MOS OR USED <6 DYS Log asn	46	0.14
85 = BAD DATA Logically assigned.....	1	0.00
91 = NEVER USED ALCOHOL.....	8373	25.46
93 = DID NOT USE ALC PST 12 MOS OR USED <6 DYS.....	6641	20.19
94 = DON'T KNOW.....	1	0.00
97 = REFUSED	17	0.05
98 = BLANK (NO ANSWER)	320	0.97
99 = LEGITIMATE SKIP.....	11059	33.62

During the past 12 months, did you need to drink more alcohol than you used to in order to get the effect you wanted?

(DRALC06)
ALCNDMOR¹

Len : 2 NEEDED MORE ALC TO GET SAME EFFECT PST 12 MOS

	Freq	Pct
1 = Yes.....	1660	5.05
2 = No.....	15846	48.17
83 = DID NOT USE ALC PST 12 MOS OR USED <6 DYS Log asn	46	0.14
85 = BAD DATA Logically assigned.....	2	0.01
91 = NEVER USED ALCOHOL.....	8373	25.46
93 = DID NOT USE ALC PST 12 MOS OR USED <6 DYS.....	6641	20.19
94 = DON'T KNOW.....	13	0.04
97 = REFUSED	13	0.04
98 = BLANK (NO ANSWER)	299	0.91

During the past 12 months, did you notice that drinking the same amount of alcohol had less effect on you than it used to?

(DRALC07)
ALCLSEFX¹

Len : 2 DRNKG SAME AMT ALC HAD LESS EFFECT PAST 12 MOS

	Freq	Pct
1 = Yes.....	1156	3.51
2 = No.....	14651	44.54
83 = DID NOT USE ALC PST 12 MOS OR USED <6 DYS Log asn	46	0.14
85 = BAD DATA Logically assigned.....	1	0.00
91 = NEVER USED ALCOHOL.....	8373	25.46
93 = DID NOT USE ALC PST 12 MOS OR USED <6 DYS.....	6641	20.19
94 = DON'T KNOW.....	41	0.12
97 = REFUSED	19	0.06
98 = BLANK (NO ANSWER)	305	0.93
99 = LEGITIMATE SKIP.....	1660	5.05

During the past 12 months, did you want to or try to cut down or stop drinking alcohol?

(DRALC08)
ALCCUTDN¹

Len : 2 WANT/TRY TO CUT DOWN/STOP DRNKG PAST 12 MOS

	Freq	Pct
1 = Yes.....	5028	15.29
2 = No.....	12433	37.80
83 = DID NOT USE ALC PST 12 MOS OR USED <6 DYS Log asn	46	0.14
85 = BAD DATA Logically assigned.....	2	0.01
91 = NEVER USED ALCOHOL.....	8373	25.46
93 = DID NOT USE ALC PST 12 MOS OR USED <6 DYS.....	6641	20.19
94 = DON'T KNOW.....	31	0.09
97 = REFUSED	31	0.09
98 = BLANK (NO ANSWER)	308	0.94

SUBSTANCE DEPENDENCE AND ABUSE

During the past 12 months, were you able to cut down or stop drinking alcohol every time you wanted to or tried to?

(DRALC09)
ALCCUTEV¹

Len : 2 ABLE TO CUT/STOP DRNKG EVERY TIME PAST 12 MOS

	Freq	Pct
1 = Yes.....	4163	12.66
2 = No.....	859	2.61
83 = DID NOT USE ALC PST 12 MOS OR USED <6 DYS Log asn	46	0.14
85 = BAD DATA Logically assigned.....	1	0.00
91 = NEVER USED ALCOHOL.....	8373	25.46
93 = DID NOT USE ALC PST 12 MOS OR USED <6 DYS.....	6641	20.19
94 = DON'T KNOW.....	5	0.02
97 = REFUSED	31	0.09
98 = BLANK (NO ANSWER)	341	1.04
99 = LEGITIMATE SKIP.....	12433	37.80

During the past 12 months, did you cut down or stop drinking at least one time?

(DRALC10)
ALCCUTIX¹

Len : 2 CUT DOWN OR STOP DRNKG AT LEAST ONCE PAST 12 MOS

	Freq	Pct
1 = Yes.....	3988	12.12
2 = No.....	9281	28.22
83 = DID NOT USE ALC PST 12 MOS OR USED <6 DYS Log asn	46	0.14
85 = BAD DATA Logically assigned.....	1	0.00
91 = NEVER USED ALCOHOL.....	8373	25.46
93 = DID NOT USE ALC PST 12 MOS OR USED <6 DYS.....	6641	20.19
94 = DON'T KNOW.....	56	0.17
97 = REFUSED	34	0.10
98 = BLANK (NO ANSWER)	310	0.94
99 = LEGITIMATE SKIP.....	4163	12.66

Please look at the symptoms listed below. During the past 12 months, did you have 2 or more of these symptoms after you cut back or stopped drinking alcohol?

- Sweating or feeling that your heart was beating fast
- Having your hands tremble
- Having trouble sleeping
- Vomiting or feeling nauseous
- Seeing, hearing, or feeling things that weren't really there
- Feeling like you couldn't sit still
- Feeling anxious
- Having seizures or fits

(DRALC11)
ALCWD2SX¹

Len : 2 HAD 2+ ALC WITHDRAWAL SYMPTOMS PST 12 MOS

	Freq	Pct
1 = Yes.....	765	2.33
2 = No.....	7379	22.43
83 = DID NOT USE ALC PST 12 MOS OR USED <6 DYS Log asn	46	0.14
85 = BAD DATA Logically assigned.....	1	0.00
91 = NEVER USED ALCOHOL.....	8373	25.46
93 = DID NOT USE ALC PST 12 MOS OR USED <6 DYS.....	6641	20.19
94 = DON'T KNOW.....	4	0.01
97 = REFUSED	37	0.11
98 = BLANK (NO ANSWER)	366	1.11
99 = LEGITIMATE SKIP.....	9281	28.22

SUBSTANCE DEPENDENCE AND ABUSE

Please look at the symptoms listed below. During the past 12 months, did you have 2 or more of these symptoms at the same time that lasted for longer than a day after you cut back or stopped drinking alcohol?

- Sweating or feeling that your heart was beating fast
- Having your hands tremble
- Having trouble sleeping
- Vomiting or feeling nauseous
- Seeing, hearing, or feeling things that weren't really there
- Feeling like you couldn't sit still
- Feeling anxious
- Having seizures or fits

(DRALC12)
ALCWDSMT¹

Len : 2 HAD 2+ ALC WDRAW SYM AT SAME TIME PST 12 MOS

	Freq	Pct
1 = Yes.....	385	1.17
2 = No.....	376	1.14
83 = DID NOT USE ALC PST 12 MOS OR USED <6 DYS Log asn	46	0.14
85 = BAD DATA Logically assigned	1	0.00
91 = NEVER USED ALCOHOL.....	8373	25.46
93 = DID NOT USE ALC PST 12 MOS OR USED <6 DYS.....	6641	20.19
94 = DON'T KNOW	2	0.01
97 = REFUSED	39	0.12
98 = BLANK (NO ANSWER)	370	1.12
99 = LEGITIMATE SKIP.....	16660	50.65

During the past 12 months, did you have any problems with your emotions, nerves, or mental health that were probably caused or made worse by drinking alcohol?

(DRALC13)
ALCEMOPB¹

Len : 2 ALC CAUSE PRBS WITH EMOT/NERVES PAST 12 MOS

	Freq	Pct
1 = Yes.....	1703	5.18
2 = No.....	15777	47.96
83 = DID NOT USE ALC PST 12 MOS OR USED <6 DYS Log asn	46	0.14
85 = BAD DATA Logically assigned	2	0.01
91 = NEVER USED ALCOHOL.....	8373	25.46
93 = DID NOT USE ALC PST 12 MOS OR USED <6 DYS.....	6641	20.19
94 = DON'T KNOW	22	0.07
97 = REFUSED	19	0.06
98 = BLANK (NO ANSWER)	310	0.94

Did you continue to drink alcohol even though you thought drinking was causing you to have problems with your emotions, nerves, or mental health?

(DRALC14)
ALCEMCTD¹

Len : 2 CONTD TO DRINK ALC DESPITE EMOT PRBS

	Freq	Pct
1 = Yes.....	1094	3.33
2 = No.....	608	1.85
83 = DID NOT USE ALC PST 12 MOS OR USED <6 DYS Log asn	46	0.14
85 = BAD DATA Logically assigned	1	0.00
91 = NEVER USED ALCOHOL.....	8373	25.46
93 = DID NOT USE ALC PST 12 MOS OR USED <6 DYS.....	6641	20.19
97 = REFUSED	19	0.06
98 = BLANK (NO ANSWER)	334	1.02
99 = LEGITIMATE SKIP.....	15777	47.96

SUBSTANCE DEPENDENCE AND ABUSE

During the past 12 months, did you have any physical health problems that were probably caused or made worse by drinking alcohol?

(DRALC15)
ALCPHLPB¹

Len : 2 ANY PHYS PRBS CAUSED/WORSND BY ALC PST 12 MOS		Freq	Pct
1 = Yes.....		524	1.59
2 = No.....		15866	48.24
83 = DID NOT USE ALC PST 12 MOS OR USED <6 DYS Log asn		46	0.14
85 = BAD DATA Logically assigned.....		1	0.00
91 = NEVER USED ALCOHOL.....		8373	25.46
93 = DID NOT USE ALC PST 12 MOS OR USED <6 DYS.....		6641	20.19
94 = DON'T KNOW.....		17	0.05
97 = REFUSED		14	0.04
98 = BLANK (NO ANSWER)		317	0.96
99 = LEGITIMATE SKIP.....		1094	3.33

Did you continue to drink alcohol even though you thought drinking was causing you to have physical problems?

(DRALC16)
ALCPHCTD¹

Len : 2 CONTD TO DRINK ALC DESPITE PHYS PRBS		Freq	Pct
1 = Yes.....		248	0.75
2 = No.....		275	0.84
83 = DID NOT USE ALC PST 12 MOS OR USED <6 DYS Log asn		46	0.14
91 = NEVER USED ALCOHOL.....		8373	25.46
93 = DID NOT USE ALC PST 12 MOS OR USED <6 DYS.....		6641	20.19
94 = DON'T KNOW.....		1	0.00
97 = REFUSED		14	0.04
98 = BLANK (NO ANSWER)		335	1.02
99 = LEGITIMATE SKIP.....		16960	51.56

This question is about important activities such as working, going to school, taking care of children, doing fun things such as hobbies and sports, and spending time with friends and family.

During the past 12 months, did drinking alcohol cause you to give up or spend less time doing these types of important activities?

(DRALC17)
ALCLSACT¹

Len : 2 LESS ACTIVITIES B/C OF ALC USE PAST 12 MOS		Freq	Pct
1 = Yes.....		729	2.22
2 = No.....		16754	50.93
83 = DID NOT USE ALC PST 12 MOS OR USED <6 DYS Log asn		46	0.14
85 = BAD DATA Logically assigned.....		2	0.01
91 = NEVER USED ALCOHOL.....		8373	25.46
93 = DID NOT USE ALC PST 12 MOS OR USED <6 DYS.....		6641	20.19
94 = DON'T KNOW.....		12	0.04
97 = REFUSED		17	0.05
98 = BLANK (NO ANSWER)		319	0.97

Sometimes people who drink alcohol have serious problems at home, work or school - such as:

- Neglecting their children
- Missing work or school
- Doing a poor job at work or school
- Losing a job or dropping out of school

During the past 12 months, did drinking alcohol cause you to have serious problems like this either at home, work, or school?

(DRALC18)
ALCSERP¹

Len : 2 ALC CAUSE SERS PRBS AT HOME/WORK/SCH PST 12 MOS		Freq	Pct
1 = Yes.....		383	1.16
2 = No.....		17098	51.98
83 = DID NOT USE ALC PST 12 MOS OR USED <6 DYS Log asn		46	0.14
85 = BAD DATA Logically assigned.....		2	0.01
91 = NEVER USED ALCOHOL.....		8373	25.46
93 = DID NOT USE ALC PST 12 MOS OR USED <6 DYS.....		6641	20.19
94 = DON'T KNOW.....		9	0.03
97 = REFUSED		16	0.05
98 = BLANK (NO ANSWER)		325	0.99

SUBSTANCE DEPENDENCE AND ABUSE

During the past 12 months, did you regularly drink alcohol and then do something where being drunk might have put you in physical danger?

(DRALC19)
ALCPDANG¹

Len : 2 DRNK ALC AND DO DANGEROUS ACTIVITIES PST 12 MOS		Freq	Pct
1 = Yes.....		961	2.92
2 = No.....		16520	50.22
83 = DID NOT USE ALC PST 12 MOS OR USED <6 DYS Log asn		46	0.14
85 = BAD DATA Logically assigned.....		2	0.01
91 = NEVER USED ALCOHOL.....		8373	25.46
93 = DID NOT USE ALC PST 12 MOS OR USED <6 DYS.....		6641	20.19
94 = DON'T KNOW.....		4	0.01
97 = REFUSED		18	0.05
98 = BLANK (NO ANSWER)		328	1.00

During the past 12 months, did drinking alcohol cause you to do things that repeatedly got you in trouble with the law?

(DRALC20)
ALCLAWTR¹

Len : 2 DRNK ALC CAUSE PRBS WITH LAW PAST 12 MOS		Freq	Pct
1 = Yes.....		142	0.43
2 = No.....		17337	52.71
83 = DID NOT USE ALC PST 12 MOS OR USED <6 DYS Log asn		46	0.14
85 = BAD DATA Logically assigned.....		2	0.01
91 = NEVER USED ALCOHOL.....		8373	25.46
93 = DID NOT USE ALC PST 12 MOS OR USED <6 DYS.....		6641	20.19
94 = DON'T KNOW.....		7	0.02
97 = REFUSED		15	0.05
98 = BLANK (NO ANSWER)		330	1.00

During the past 12 months, did you have any problems with family or friends that were probably caused by your drinking?

(DRALC21)
ALCFMFPB¹

Len : 2 DRNK ALC CAUSE PRBS W/FAMILY/FRIENDS PST 12 MOS		Freq	Pct
1 = Yes.....		856	2.60
2 = No.....		16622	50.53
83 = DID NOT USE ALC PST 12 MOS OR USED <6 DYS Log asn		46	0.14
85 = BAD DATA Logically assigned.....		2	0.01
91 = NEVER USED ALCOHOL.....		8373	25.46
93 = DID NOT USE ALC PST 12 MOS OR USED <6 DYS.....		6641	20.19
94 = DON'T KNOW.....		7	0.02
97 = REFUSED		14	0.04
98 = BLANK (NO ANSWER)		332	1.01

Did you continue to drink alcohol even though you thought your drinking caused problems with family or friends?

(DRALC22)
ALCFMCTD¹

Len : 2 CONTD TO DRINK ALC DESPITE PRBS W/ FAM/FRNDS		Freq	Pct
1 = Yes.....		582	1.77
2 = No.....		273	0.83
83 = DID NOT USE ALC PST 12 MOS OR USED <6 DYS Log asn		46	0.14
85 = BAD DATA Logically assigned.....		1	0.00
91 = NEVER USED ALCOHOL.....		8373	25.46
93 = DID NOT USE ALC PST 12 MOS OR USED <6 DYS.....		6641	20.19
97 = REFUSED		15	0.05
98 = BLANK (NO ANSWER)		340	1.03
99 = LEGITIMATE SKIP.....		16622	50.53

SUBSTANCE DEPENDENCE AND ABUSE

Think about your use of marijuana or hashish during the past 12 months as you answer these next questions.

During the past 12 months, was there a month or more when you spent a lot of your time getting or using marijuana or hashish?

(DRMJ01)
MRJLOTTM¹

	Len : 2	SPENT MONTH/MORE GETTING/USING MJ PAST 12 MOS	
		Freq	Pct
1 = Yes.....		1866	5.67
2 = No.....		3203	9.74
83 = DID NOT USE MJ PST 12 MOS OR USED <6 DYS Log asn.....		15	0.05
85 = BAD DATA Logically assigned.....		1	0.00
91 = NEVER USED MARIJUANA.....		18040	54.84
93 = DID NOT USE MJ PST 12 MOS OR USED <6 DYS.....		9577	29.12
94 = DON'T KNOW.....		6	0.02
97 = REFUSED.....		19	0.06
98 = BLANK (NO ANSWER).....		166	0.50

During the past 12 months, was there a month or more when you spent a lot of your time getting over the effects of the marijuana or hashish you used?

(DRMJ02)
MRJGTOVR¹

	Len : 2	MONTH+ SPENT GETTING OVER MJ EFFECTS PST 12 MOS	
		Freq	Pct
1 = Yes.....		49	0.15
2 = No.....		3159	9.60
83 = DID NOT USE MJ PST 12 MOS OR USED <6 DAY Log asn.....		15	0.05
91 = NEVER USED MARIJUANA.....		18040	54.84
93 = DID NOT USE MJ PST 12 MOS OR USED <6 DYS.....		9577	29.12
94 = DON'T KNOW.....		4	0.01
97 = REFUSED.....		16	0.05
98 = BLANK (NO ANSWER).....		167	0.51
99 = LEGITIMATE SKIP.....		1866	5.67

During the past 12 months, did you try to set limits on how often or how much marijuana or hashish you would use?

(DRMJ04)
MRJLIMIT¹

	Len : 2	SET LIMITS ON MARIJUANA USE PAST 12 MONTHS	
		Freq	Pct
1 = Yes.....		1724	5.24
2 = No.....		3345	10.17
83 = DID NOT USE MJ PST 12 MOS OR USED <6 DAY Log asn.....		15	0.05
85 = BAD DATA Logically assigned.....		1	0.00
91 = NEVER USED MARIJUANA.....		18040	54.84
93 = DID NOT USE MJ PST 12 MOS OR USED <6 DYS.....		9577	29.12
94 = DON'T KNOW.....		2	0.01
97 = REFUSED.....		22	0.07
98 = BLANK (NO ANSWER).....		167	0.51

Were you able to keep to the limits you set, or did you often use marijuana or hashish more than you intended to?

(DRMJ05)
MRJKPLMT¹

	Len : 2	ABLE TO KEEP LIMITS OR USE MORE MJ PAST 12 MOS	
		Freq	Pct
1 = Usually kept to the limits set.....		1367	4.16
2 = Often used more than intended.....		357	1.09
83 = DID NOT USE MJ PST 12 MOS OR USED <6 DAY Log asn.....		15	0.05
85 = BAD DATA Logically assigned.....		1	0.00
91 = NEVER USED MARIJUANA.....		18040	54.84
93 = DID NOT USE MJ PST 12 MOS OR USED <6 DYS.....		9577	29.12
97 = REFUSED.....		22	0.07
98 = BLANK (NO ANSWER).....		169	0.51
99 = LEGITIMATE SKIP.....		3345	10.17

SUBSTANCE DEPENDENCE AND ABUSE

During the past 12 months, did you need to use more marijuana or hashish than you used to in order to get the effect you wanted?

(DRMJ06)
MRJNDMOR¹

	Freq	Pct
Len : 2 NEEDED MORE MJ TO GET SAME EFFECT PST 12 MOS		
1 = Yes.....	1227	3.73
2 = No.....	3839	11.67
83 = DID NOT USE MJ PST 12 MOS OR USED <6 DAY Log asn.....	15	0.05
85 = BAD DATA Logically assigned.....	1	0.00
91 = NEVER USED MARIJUANA	18040	54.84
93 = DID NOT USE MJ PST 12 MOS OR USED <6 DYS.....	9577	29.12
94 = DON'T KNOW.....	4	0.01
97 = REFUSED	21	0.06
98 = BLANK (NO ANSWER)	169	0.51

During the past 12 months, did you notice that using the same amount of marijuana or hashish had less effect on you than it used to?

(DRMJ07)
MRJLSEFX¹

	Freq	Pct
Len : 2 USING SAME AMT MJ HAD LESS EFFECT PAST 12 MOS		
1 = Yes.....	394	1.20
2 = No.....	3436	10.45
83 = DID NOT USE MJ PST 12 MOS OR USED <6 DAY Log asn.....	15	0.05
91 = NEVER USED MARIJUANA	18040	54.84
93 = DID NOT USE MJ PST 12 MOS OR USED <6 DYS.....	9577	29.12
94 = DON'T KNOW.....	11	0.03
97 = REFUSED	23	0.07
98 = BLANK (NO ANSWER)	170	0.52
99 = LEGITIMATE SKIP.....	1227	3.73

During the past 12 months, did you want to or try to cut down or stop using marijuana or hashish?

(DRMJ08)
MRJCUTDN¹

	Freq	Pct
Len : 2 WANT/TRY TO CUT DOWN/STOP USING MJ PST 12 MOS		
1 = Yes.....	1563	4.75
2 = No.....	3497	10.63
83 = DID NOT USE MJ PST 12 MOS OR USED <6 DAY Log asn.....	15	0.05
85 = BAD DATA Logically assigned.....	1	0.00
91 = NEVER USED MARIJUANA	18040	54.84
93 = DID NOT USE MJ PST 12 MOS OR USED <6 DYS.....	9577	29.12
94 = DON'T KNOW.....	10	0.03
97 = REFUSED	21	0.06
98 = BLANK (NO ANSWER)	169	0.51

During the past 12 months, were you able to cut down or stop using marijuana or hashish every time you wanted to or tried to?

(DRMJ09)
MRJCUTEV¹

	Freq	Pct
Len : 2 ABLE TO CUT/STOP USING MJ EVERY TIME PST 12 MOS		
1 = Yes.....	1276	3.88
2 = No.....	285	0.87
83 = DID NOT USE MJ PST 12 MOS OR USED <6 DAY Log asn.....	15	0.05
85 = BAD DATA Logically assigned.....	1	0.00
91 = NEVER USED MARIJUANA	18040	54.84
93 = DID NOT USE MJ PST 12 MOS OR USED <6 DYS.....	9577	29.12
94 = DON'T KNOW.....	1	0.00
97 = REFUSED	21	0.06
98 = BLANK (NO ANSWER)	180	0.55
99 = LEGITIMATE SKIP.....	3497	10.63

SUBSTANCE DEPENDENCE AND ABUSE

During the past 12 months, did you have any problems with your emotions, nerves, or mental health that were probably caused or made worse by your use of marijuana or hashish?

(DRMJ13)
MRJEMOPB¹

Len : 2 MJ CAUSE PRBS WITH EMOT/NERVES PAST 12 MOS

	Freq	Pct
1 = Yes.....	506	1.54
2 = No.....	4551	13.84
83 = DID NOT USE MJ PST 12 MOS OR USED <6 DAY Log asn.....	15	0.05
85 = BAD DATA Logically assigned.....	1	0.00
91 = NEVER USED MARIJUANA	18040	54.84
93 = DID NOT USE MJ PST 12 MOS OR USED <6 DYS.....	9577	29.12
94 = DON'T KNOW.....	12	0.04
97 = REFUSED	20	0.06
98 = BLANK (NO ANSWER)	171	0.52

Did you continue to use marijuana or hashish even though you thought it was causing you to have problems with your emotions, nerves, or mental health?

(DRMJ14)
MRJEMOTD¹

Len : 2 CONTD USING MARIJUANA DESPITE EMOT PRBS

	Freq	Pct
1 = Yes.....	334	1.02
2 = No.....	172	0.52
83 = DID NOT USE MJ PST 12 MOS OR USED <6 DAY Log asn.....	15	0.05
85 = BAD DATA Logically assigned.....	1	0.00
91 = NEVER USED MARIJUANA	18040	54.84
93 = DID NOT USE MJ PST 12 MOS OR USED <6 DYS.....	9577	29.12
97 = REFUSED	20	0.06
98 = BLANK (NO ANSWER)	183	0.56
99 = LEGITIMATE SKIP.....	4551	13.84

During the past 12 months, did you have any physical health problems that were probably caused or made worse by your use of marijuana or hashish?

(DRMJ15)
MRJPHLPB¹

Len : 2 ANY PHYS PRBS CAUSED/WORSND BY MJ PST 12 MOS

	Freq	Pct
1 = Yes.....	93	0.28
2 = No.....	4636	14.09
83 = DID NOT USE MJ PST 12 MOS OR USED <6 DAY Log asn.....	15	0.05
91 = NEVER USED MARIJUANA	18040	54.84
93 = DID NOT USE MJ PST 12 MOS OR USED <6 DYS.....	9577	29.12
94 = DON'T KNOW.....	6	0.02
97 = REFUSED	19	0.06
98 = BLANK (NO ANSWER)	173	0.53
99 = LEGITIMATE SKIP.....	334	1.02

Did you continue to use marijuana or hashish even though you thought it was causing you to have physical problems?

(DRMJ16)
MRJPHCTD¹

Len : 2 CONTD TO USE MARIJUANA DESPITE PHYS PRBS

	Freq	Pct
1 = Yes.....	51	0.16
2 = No.....	42	0.13
83 = DID NOT USE MJ PST 12 MOS OR USED <6 DAY Log asn.....	15	0.05
91 = NEVER USED MARIJUANA	18040	54.84
93 = DID NOT USE MJ PST 12 MOS OR USED <6 DYS.....	9577	29.12
97 = REFUSED	19	0.06
98 = BLANK (NO ANSWER)	179	0.54
99 = LEGITIMATE SKIP.....	4970	15.11

SUBSTANCE DEPENDENCE AND ABUSE

This question is about important activities such as working, going to school, taking care of children, doing fun things such as hobbies and sports, and spending time with friends and family.

During the past 12 months, did using marijuana or hashish cause you to give up or spend less time doing these types of important activities?

(DRMJ17)
MRJLSACT¹

Len : 2 LESS ACTIVITIES B/C OF MJ USE PAST 12 MOS

	Freq	Pct
1 = Yes.....	400	1.22
2 = No.....	4662	14.17
83 = DID NOT USE MJ PST 12 MOS OR USED <6 DAY Log asn.....	15	0.05
85 = BAD DATA Logically assigned.....	1	0.00
91 = NEVER USED MARIJUANA	18040	54.84
93 = DID NOT USE MJ PST 12 MOS OR USED <6 DYS.....	9577	29.12
94 = DON'T KNOW	3	0.01
97 = REFUSED	19	0.06
98 = BLANK (NO ANSWER)	176	0.54

Sometimes people who use marijuana or hashish have serious problems at home, work or school - such as:

- neglecting their children
- missing work or school
- doing a poor job at work or school
- losing a job or dropping out of school

During the past 12 months, did using marijuana or hashish cause you to have serious problems like this either at home, work, or school?

(DRMJ18)
MRJSERP¹

Len : 2 MJ CAUSE SERS PRBS AT HOME/WORK/SCH PST 12 MOS

	Freq	Pct
1 = Yes.....	217	0.66
2 = No.....	4846	14.73
83 = DID NOT USE MJ PST 12 MOS OR USED <6 DAY Log asn.....	15	0.05
85 = BAD DATA Logically assigned.....	1	0.00
91 = NEVER USED MARIJUANA	18040	54.84
93 = DID NOT USE MJ PST 12 MOS OR USED <6 DYS.....	9577	29.12
94 = DON'T KNOW	3	0.01
97 = REFUSED	18	0.05
98 = BLANK (NO ANSWER)	176	0.54

During the past 12 months, did you regularly use marijuana or hashish and then do something where using marijuana or hashish might have put you in physical danger?

(DRMJ19)
MRJPDANG¹

Len : 2 USING MJ AND DO DANGEROUS ACTIVITIES PST 12 MOS

	Freq	Pct
1 = Yes.....	202	0.61
2 = No.....	4859	14.77
83 = DID NOT USE MJ PST 12 MOS OR USED <6 DAY Log asn.....	15	0.05
85 = BAD DATA Logically assigned.....	1	0.00
91 = NEVER USED MARIJUANA	18040	54.84
93 = DID NOT USE MJ PST 12 MOS OR USED <6 DYS.....	9577	29.12
94 = DON'T KNOW	3	0.01
97 = REFUSED	20	0.06
98 = BLANK (NO ANSWER)	176	0.54

During the past 12 months, did using marijuana or hashish cause you to do things that repeatedly got you in trouble with the law?

(DRMJ20)
MRJLAWTR¹

Len : 2 USING MJ CAUSE PRBS WITH LAW PAST 12 MOS

	Freq	Pct
1 = Yes.....	68	0.21
2 = No.....	4994	15.18
83 = DID NOT USE MJ PST 12 MOS OR USED <6 DAY Log asn.....	15	0.05
85 = BAD DATA Logically assigned.....	1	0.00
91 = NEVER USED MARIJUANA	18040	54.84
93 = DID NOT USE MJ PST 12 MOS OR USED <6 DYS.....	9577	29.12
94 = DON'T KNOW	1	0.00
97 = REFUSED	21	0.06
98 = BLANK (NO ANSWER)	176	0.54

SUBSTANCE DEPENDENCE AND ABUSE

During the past 12 months, did you have any problems with family or friends that were probably caused by your use of marijuana or hashish?

(DRMJ21)
MRJFMFPB¹

	Freq	Pct
Len : 2 USING MJ CAUSE PRBS W/FAMILY/FRIENDS PST 12 MOS		
1 = Yes.....	262	0.80
2 = No.....	4798	14.59
83 = DID NOT USE MJ PST 12 MOS OR USED <6 DAY Log asn.....	15	0.05
85 = BAD DATA Logically assigned.....	1	0.00
91 = NEVER USED MARIJUANA	18040	54.84
93 = DID NOT USE MJ PST 12 MOS OR USED <6 DYS.....	9577	29.12
94 = DON'T KNOW.....	3	0.01
97 = REFUSED	19	0.06
98 = BLANK (NO ANSWER)	178	0.54

Did you continue to use marijuana or hashish even though you thought it caused problems with family or friends?

(DRMJ22)
MRJFMCTD¹

	Freq	Pct
Len : 2 CONTD TO USE MJ DESPITE PRBS W/ FAM/FRNDS		
1 = Yes.....	207	0.63
2 = No.....	53	0.16
83 = DID NOT USE MJ PST 12 MOS OR USED <6 DAY Log asn.....	15	0.05
85 = BAD DATA Logically assigned.....	1	0.00
91 = NEVER USED MARIJUANA	18040	54.84
93 = DID NOT USE MJ PST 12 MOS OR USED <6 DYS.....	9577	29.12
94 = DON'T KNOW.....	1	0.00
97 = REFUSED	20	0.06
98 = BLANK (NO ANSWER)	181	0.55
99 = LEGITIMATE SKIP.....	4798	14.59

Think about your use of cocaine, (including the form of cocaine called "crack") during the past 12 months as you answer these next questions.

During the past 12 months, was there a month or more when you spent a lot of your time getting or using [COKEFILL]?

(DRCC01)
COCLOTTOM¹

	Freq	Pct
Len : 2 SPENT MONTH/MORE GETTING/USING COC PAST 12 MOS		
1 = Yes.....	78	0.24
2 = No.....	622	1.89
85 = BAD DATA Logically assigned.....	1	0.00
91 = NEVER USED COCAINE	28976	88.09
93 = DID NOT USE COCAINE IN THE PAST 12 MOS	3175	9.65
94 = DON'T KNOW.....	1	0.00
97 = REFUSED	6	0.02
98 = BLANK (NO ANSWER)	34	0.10

During the past 12 months, was there a month or more when you spent a lot of your time getting over the effects of the [COKEFILL] you used?

(DRCC02)
COCGTOVR¹

	Freq	Pct
Len : 2 MONTH+ SPENT GETTING OVER COC EFFECTS PST 12 MOS		
1 = Yes.....	15	0.05
2 = No.....	607	1.85
85 = BAD DATA Logically assigned.....	1	0.00
91 = NEVER USED COCAINE	28976	88.09
93 = DID NOT USE COCAINE IN THE PAST 12 MOS	3175	9.65
94 = DON'T KNOW.....	1	0.00
97 = REFUSED	6	0.02
98 = BLANK (NO ANSWER)	34	0.10
99 = LEGITIMATE SKIP.....	78	0.24

SUBSTANCE DEPENDENCE AND ABUSE

During the past 12 months, did you try to set limits on how often or how much [COKEFILL] you would use?

(DRCC04)

COCLIMIT¹

Len : 2	SET LIMITS ON COCAINE USE PAST 12 MONTHS		
		Freq	Pct
	1 = Yes.....	207	0.63
	2 = No.....	492	1.50
	85 = BAD DATA Logically assigned.....	1	0.00
	91 = NEVER USED COCAINE.....	28976	88.09
	93 = DID NOT USE COCAINE IN THE PAST 12 MOS.....	3175	9.65
	94 = DON'T KNOW.....	1	0.00
	97 = REFUSED.....	7	0.02
	98 = BLANK (NO ANSWER).....	34	0.10

Were you able to keep to the limits you set, or did you often use [COKEFILL] more than you intended to?

(DRCC05)

COCKPLMT¹

Len : 2	ABLE TO KEEP LIMITS OR USED MORE COC PST 12 MOS		
		Freq	Pct
	1 = Usually kept to the limits set.....	167	0.51
	2 = Often used more than intended.....	40	0.12
	91 = NEVER USED COCAINE.....	28976	88.09
	93 = DID NOT USE COCAINE IN THE PAST 12 MOS.....	3175	9.65
	97 = REFUSED.....	7	0.02
	98 = BLANK (NO ANSWER).....	36	0.11
	99 = LEGITIMATE SKIP.....	492	1.50

During the past 12 months, did you need to use more [COKEFILL] than you used to in order to get the effect you wanted?

(DRCC06)

COCNDMOR¹

Len : 2	NEEDED MORE COC TO GET SAME EFFECT PST 12 MOS		
		Freq	Pct
	1 = Yes.....	75	0.23
	2 = No.....	626	1.90
	85 = BAD DATA Logically assigned.....	1	0.00
	91 = NEVER USED COCAINE.....	28976	88.09
	93 = DID NOT USE COCAINE IN THE PAST 12 MOS.....	3175	9.65
	97 = REFUSED.....	6	0.02
	98 = BLANK (NO ANSWER).....	34	0.10

During the past 12 months, did you notice that using the same amount of [COKEFILL] had less effect on you than it used to?

(DRCC07)

COCLSEFX¹

Len : 2	USING SAME AMT COC HAD LESS EFFECT PAST 12 MOS		
		Freq	Pct
	1 = Yes.....	25	0.08
	2 = No.....	599	1.82
	85 = BAD DATA Logically assigned.....	1	0.00
	91 = NEVER USED COCAINE.....	28976	88.09
	93 = DID NOT USE COCAINE IN THE PAST 12 MOS.....	3175	9.65
	94 = DON'T KNOW.....	1	0.00
	97 = REFUSED.....	7	0.02
	98 = BLANK (NO ANSWER).....	34	0.10
	99 = LEGITIMATE SKIP.....	75	0.23

During the past 12 months, did you want to or try to cut down or stop using [COKEFILL]?

(DRCC08)

COCCUTDN¹

Len : 2	WANT/TRY TO CUT DOWN/STOP USING COC PAST 12 MOS		
		Freq	Pct
	1 = Yes.....	255	0.78
	2 = No.....	442	1.34
	85 = BAD DATA Logically assigned.....	1	0.00
	91 = NEVER USED COCAINE.....	28976	88.09
	93 = DID NOT USE COCAINE IN THE PAST 12 MOS.....	3175	9.65
	94 = DON'T KNOW.....	2	0.01
	97 = REFUSED.....	8	0.02
	98 = BLANK (NO ANSWER).....	34	0.10

SUBSTANCE DEPENDENCE AND ABUSE

During the past 12 months, were you able to cut down or stop using [COKEFILL] every time you wanted to or tried to?

(DRCC09)
COCCUTEV¹

Len : 2 ABLE TO CUT/STOP USING COC EVERY TIME PAST 12 MOS

	Freq	Pct
1 = Yes.....	220	0.67
2 = No.....	35	0.11
91 = NEVER USED COCAINE	28976	88.09
93 = DID NOT USE COCAINE IN THE PAST 12 MOS	3175	9.65
97 = REFUSED	8	0.02
98 = BLANK (NO ANSWER)	37	0.11
99 = LEGITIMATE SKIP.....	442	1.34

During the past 12 months, did you cut down or stop using [COKEFILL] at least one time?

(DRCC10)
COCCUT1X¹

Len : 2 CUT DOWN/STOP USING COC AT LEAST 1X PST 12 MOS

	Freq	Pct
1 = Yes.....	160	0.49
2 = No.....	315	0.96
85 = BAD DATA Logically assigned.....	1	0.00
91 = NEVER USED COCAINE	28976	88.09
93 = DID NOT USE COCAINE IN THE PAST 12 MOS	3175	9.65
94 = DON'T KNOW.....	3	0.01
97 = REFUSED	8	0.02
98 = BLANK (NO ANSWER)	35	0.11
99 = LEGITIMATE SKIP.....	220	0.67

During the past 12 months, have you felt kind of blue or down when you cut down or stopped using [COKEFILL]?

(DRCC10A)
COCFBLU¹

Len : 2 WHEN CUT DOWN ON COC, FELT BLUE PAST 12 MONTHS

	Freq	Pct
1 = Yes.....	78	0.24
2 = No.....	302	0.92
91 = NEVER USED COCAINE	28976	88.09
93 = DID NOT USE COCAINE IN THE PAST 12 MOS	3175	9.65
97 = REFUSED	8	0.02
98 = BLANK (NO ANSWER)	39	0.12
99 = LEGITIMATE SKIP.....	315	0.96

Please look at the symptoms listed below. During the past 12 months, did you have 2 or more of these symptoms after you cut back or stopped using [COKEFILL]?

- Feeling tired or exhausted
- Having bad dreams
- Having trouble sleeping or sleeping more than you normally do
- Feeling hungry more often
- Feeling either very slowed down or like you couldn't sit still

(DRCC11)
COCWD2SX¹

Len : 2 HAD 2+ COC WITHDRAWAL SYMPTOMS PST 12 MOS

	Freq	Pct
1 = Yes.....	58	0.18
2 = No.....	20	0.06
91 = NEVER USED COCAINE	28976	88.09
93 = DID NOT USE COCAINE IN THE PAST 12 MOS	3175	9.65
97 = REFUSED	8	0.02
98 = BLANK (NO ANSWER)	39	0.12
99 = LEGITIMATE SKIP.....	617	1.88

SUBSTANCE DEPENDENCE AND ABUSE

Please look at the symptoms listed below. During the past 12 months, did you have 2 or more of these symptoms at the same time that lasted for longer than a day after you cut back or stopped using [COKEFILL]?

- Feeling tired or exhausted
- Having bad dreams
- Having trouble sleeping or sleeping more than you normally do
- Feeling hungry more often
- Feeling either very slowed down or like you couldn't sit still

(DRCC12)

COCWDSMT¹

Len : 2 HAD 2+ COC WDRAW SYM AT SAME TIME PAST 12 MOS

	Freq	Pct
1 = Yes.....	44	0.13
2 = No.....	14	0.04
91 = NEVER USED COCAINE.....	28976	88.09
93 = DID NOT USE COCAINE IN THE PAST 12 MOS.....	3175	9.65
97 = REFUSED.....	8	0.02
98 = BLANK (NO ANSWER).....	39	0.12
99 = LEGITIMATE SKIP.....	637	1.94

During the past 12 months, did you have any problems with your emotions, nerves, or mental health that were probably caused or made worse by your use of [COKEFILL]?

(DRCC13)

COCEMOPB¹

Len : 2 COC CAUSE PRBS WITH EMOT/NERVES PAST 12 MOS

	Freq	Pct
1 = Yes.....	98	0.30
2 = No.....	600	1.82
85 = BAD DATA Logically assigned.....	1	0.00
91 = NEVER USED COCAINE.....	28976	88.09
93 = DID NOT USE COCAINE IN THE PAST 12 MOS.....	3175	9.65
94 = DON'T KNOW.....	1	0.00
97 = REFUSED.....	6	0.02
98 = BLANK (NO ANSWER).....	36	0.11

Did you continue to use [COKEFILL] even though you thought it was causing you to have problems with your emotions, nerves, or mental health?

(DRCC14)

COCEMCTD¹

Len : 2 CONTD TO USE COC DESPITE EMOT PRBS

	Freq	Pct
1 = Yes.....	55	0.17
2 = No.....	43	0.13
91 = NEVER USED COCAINE.....	28976	88.09
93 = DID NOT USE COCAINE IN THE PAST 12 MOS.....	3175	9.65
97 = REFUSED.....	6	0.02
98 = BLANK (NO ANSWER).....	38	0.12
99 = LEGITIMATE SKIP.....	600	1.82

During the past 12 months, did you have any physical health problems that were probably caused or made worse by your use of [COKEFILL]?

(DRCC15)

COCPHLPB¹

Len : 2 ANY PHYS PRBS CAUSED/WORSND BY COC PST 12 MOS

	Freq	Pct
1 = Yes.....	25	0.08
2 = No.....	617	1.88
85 = BAD DATA Logically assigned.....	1	0.00
91 = NEVER USED COCAINE.....	28976	88.09
93 = DID NOT USE COCAINE IN THE PAST 12 MOS.....	3175	9.65
94 = DON'T KNOW.....	1	0.00
97 = REFUSED.....	7	0.02
98 = BLANK (NO ANSWER).....	36	0.11
99 = LEGITIMATE SKIP.....	55	0.17

SUBSTANCE DEPENDENCE AND ABUSE

Did you continue to use [COKEFILL] even though you thought it was causing you to have physical problems?

(DRCC16)
COCPHCTD¹

Len : 2 CONTD TO USE COC DESPITE PHYS PRBS

	Freq	Pct
1 = Yes.....	6	0.02
2 = No.....	19	0.06
91 = NEVER USED COCAINE	28976	88.09
93 = DID NOT USE COCAINE IN THE PAST 12 MOS	3175	9.65
97 = REFUSED	7	0.02
98 = BLANK (NO ANSWER)	38	0.12
99 = LEGITIMATE SKIP.....	672	2.04

This question is about important activities such as working, going to school, taking care of children, doing fun things such as hobbies and sports, and spending time with friends and family.

During the past 12 months, did using [COKEFILL] cause you to give up or spend less time doing these types of important activities?

(DRCC17)
COCLSACT¹

Len : 2 LESS ACTIVITIES B/C OF COC USE PAST 12 MOS

	Freq	Pct
1 = Yes.....	66	0.20
2 = No.....	630	1.92
85 = BAD DATA Logically assigned.....	1	0.00
91 = NEVER USED COCAINE	28976	88.09
93 = DID NOT USE COCAINE IN THE PAST 12 MOS	3175	9.65
97 = REFUSED	7	0.02
98 = BLANK (NO ANSWER)	38	0.12

Sometimes people who use [COKEFILL] have serious problems at home, work or school - such as:

- neglecting their children
- missing work or school
- doing a poor job at work or school
- losing a job or dropping out of school

During the past 12 months, did using [COKEFILL] cause you to have serious problems like this either at home, work, or school?

(DRCC18)
COCSERP¹

Len : 2 COC CAUSE SERS PRBS AT HOME/WORK/SCH PST 12 MOS

	Freq	Pct
1 = Yes.....	42	0.13
2 = No.....	655	1.99
85 = BAD DATA Logically assigned.....	1	0.00
91 = NEVER USED COCAINE	28976	88.09
93 = DID NOT USE COCAINE IN THE PAST 12 MOS	3175	9.65
97 = REFUSED	6	0.02
98 = BLANK (NO ANSWER)	38	0.12

During the past 12 months, did you regularly use [COKEFILL] and then do something where using [COKEFILL] might have put you in physical danger?

(DRCC19)
COCPDANG¹

Len : 2 USING COC AND DO DANGEROUS ACTIVITIES PST 12 MOS

	Freq	Pct
1 = Yes.....	47	0.14
2 = No.....	647	1.97
85 = BAD DATA Logically assigned.....	1	0.00
91 = NEVER USED COCAINE	28976	88.09
93 = DID NOT USE COCAINE IN THE PAST 12 MOS	3175	9.65
97 = REFUSED	9	0.03
98 = BLANK (NO ANSWER)	38	0.12

SUBSTANCE DEPENDENCE AND ABUSE

During the past 12 months, did using [COKEFILL] cause you to do things that repeatedly got you in trouble with the law?

(DRCC20)
COCLAWTR¹

Len : 2 USING COC CAUSE PRBS WITH LAW PAST 12 MOS	Freq	Pct
1 = Yes.....	10	0.03
2 = No.....	687	2.09
85 = BAD DATA Logically assigned.....	1	0.00
91 = NEVER USED COCAINE.....	28976	88.09
93 = DID NOT USE COCAINE IN THE PAST 12 MOS.....	3175	9.65
97 = REFUSED.....	6	0.02
98 = BLANK (NO ANSWER).....	38	0.12

During the past 12 months, did you have any problems with family or friends that were probably caused by your use of [COKEFILL]?

(DRCC21)
COCFMFPB¹

Len : 2 USING COC CAUSE PRBS W/FAMILY/FRIENDS PST 12 MOS	Freq	Pct
1 = Yes.....	55	0.17
2 = No.....	641	1.95
85 = BAD DATA Logically assigned.....	1	0.00
91 = NEVER USED COCAINE.....	28976	88.09
93 = DID NOT USE COCAINE IN THE PAST 12 MOS.....	3175	9.65
97 = REFUSED.....	7	0.02
98 = BLANK (NO ANSWER).....	38	0.12

Did you continue to use [COKEFILL] even though you thought it caused problems with family or friends?

(DRCC22)
COCFMCTD¹

Len : 2 CONTD TO USE COC DESPITE PRBS W/ FAM/FRNDS	Freq	Pct
1 = Yes.....	36	0.11
2 = No.....	18	0.05
91 = NEVER USED COCAINE.....	28976	88.09
93 = DID NOT USE COCAINE IN THE PAST 12 MOS.....	3175	9.65
97 = REFUSED.....	8	0.02
98 = BLANK (NO ANSWER).....	39	0.12
99 = LEGITIMATE SKIP.....	641	1.95

NOTE: The heroin variables in the SUBSTANCE DEPENDENCE AND ABUSE module take into account information from follow-up questions that were added to the SPECIAL DRUGS module in 2002 for the variables HRSMKREC and HRSNFREC. Respondents who had not previously reported heroin use in the past 12 months but who reported on follow-up that they smoked or sniffed heroin in the past 12 months were asked the heroin questions in the SUBSTANCE DEPENDENCE AND ABUSE module.

Think about your use of heroin during the past 12 months as you answer these next questions.

During the past 12 months, was there a month or more when you spent a lot of your time getting or using heroin?

(DRHE01)
HERLOTTM¹

Len : 2 SPENT MON/MORE GETTING/USING HEROIN PST 12 MOS	Freq	Pct
1 = Yes.....	58	0.18
2 = No.....	45	0.14
91 = NEVER USED HEROIN.....	32305	98.21
93 = DID NOT USE HEROIN IN THE PAST 12 MOS.....	461	1.40
97 = REFUSED.....	6	0.02
98 = BLANK (NO ANSWER).....	18	0.05

SUBSTANCE DEPENDENCE AND ABUSE

During the past 12 months, was there a month or more when you spent a lot of your time getting over the effects of the heroin you used?

(DRHE02)
HERGTOVR¹

Len : 2	MONTH+ SPENT GETTING OVR HEROIN EFFECTS PST 12 MO		
		Freq	Pct
	1 = Yes.....	6	0.02
	2 = No.....	40	0.12
	91 = NEVER USED HEROIN.....	32305	98.21
	93 = DID NOT USE HEROIN IN THE PAST 12 MOS.....	461	1.40
	97 = REFUSED.....	5	0.02
	98 = BLANK (NO ANSWER).....	18	0.05
	99 = LEGITIMATE SKIP.....	58	0.18

During the past 12 months, did you try to set limits on how often or how much heroin you would use?

(DRHE04)
HERLIMIT¹

Len : 2	SET LIMITS ON HEROIN USE PAST 12 MONTHS		
		Freq	Pct
	1 = Yes.....	66	0.20
	2 = No.....	38	0.12
	91 = NEVER USED HEROIN.....	32305	98.21
	93 = DID NOT USE HEROIN IN THE PAST 12 MOS.....	461	1.40
	97 = REFUSED.....	5	0.02
	98 = BLANK (NO ANSWER).....	18	0.05

Were you able to keep to the limits you set, or did you often use heroin more than you intended to?

(DRHE05)
HERKPLMT¹

Len : 2	ABLE TO KEEP LIMIT OR USE MORE HEROIN PST 12 MOS		
		Freq	Pct
	1 = Usually kept to the limits set.....	23	0.07
	2 = Often used more than intended.....	43	0.13
	91 = NEVER USED HEROIN.....	32305	98.21
	93 = DID NOT USE HEROIN IN THE PAST 12 MOS.....	461	1.40
	97 = REFUSED.....	5	0.02
	98 = BLANK (NO ANSWER).....	18	0.05
	99 = LEGITIMATE SKIP.....	38	0.12

During the past 12 months, did you need to use more heroin than you used to in order to get the effect you wanted?

(DRHE06)
HERNDMOR¹

Len : 2	NEEDED MORE HEROIN TO GET SME EFFECT PST 12 MOS		
		Freq	Pct
	1 = Yes.....	58	0.18
	2 = No.....	45	0.14
	91 = NEVER USED HEROIN.....	32305	98.21
	93 = DID NOT USE HEROIN IN THE PAST 12 MOS.....	461	1.40
	94 = DON'T KNOW.....	1	0.00
	97 = REFUSED.....	5	0.02
	98 = BLANK (NO ANSWER).....	18	0.05

During the past 12 months, did you notice that using the same amount of heroin had less effect on you than it used to?

(DRHE07)
HERLSEFX¹

Len : 2	USING SME AMT HEROIN HAD LESS EFFECT PST 12 MOS		
		Freq	Pct
	1 = Yes.....	6	0.02
	2 = No.....	39	0.12
	91 = NEVER USED HEROIN.....	32305	98.21
	93 = DID NOT USE HEROIN IN THE PAST 12 MOS.....	461	1.40
	97 = REFUSED.....	6	0.02
	98 = BLANK (NO ANSWER).....	18	0.05
	99 = LEGITIMATE SKIP.....	58	0.18

SUBSTANCE DEPENDENCE AND ABUSE

During the past 12 months, did you want to or try to cut down or stop using heroin?

(DRHE08)
HERCUTDN¹

Len : 2 WANT/TRY CUT DOWN/STOP USNG HEROIN PST 12 MOS

	Freq	Pct
1 = Yes.....	81	0.25
2 = No.....	22	0.07
91 = NEVER USED HEROIN.....	32305	98.21
93 = DID NOT USE HEROIN IN THE PAST 12 MOS.....	461	1.40
97 = REFUSED	5	0.02
98 = BLANK (NO ANSWER)	19	0.06

During the past 12 months, were you able to cut down or stop using heroin every time you wanted to or tried to?

(DRHE09)
HERCUTEV¹

Len : 2 ABLE TO CUT/STOP USNG HEROIN EVRY TIME PST 12 MOS

	Freq	Pct
1 = Yes.....	40	0.12
2 = No.....	41	0.12
91 = NEVER USED HEROIN.....	32305	98.21
93 = DID NOT USE HEROIN IN THE PAST 12 MOS.....	461	1.40
97 = REFUSED	5	0.02
98 = BLANK (NO ANSWER)	19	0.06
99 = LEGITIMATE SKIP.....	22	0.07

During the past 12 months, did you cut down or stop using heroin at least one time?

(DRHE10)
HERCUT1X¹

Len : 2 CUT DOWN/STOP USNG HEROIN AT LEAST 1X PST 12 MOS

	Freq	Pct
1 = Yes.....	37	0.11
2 = No.....	26	0.08
91 = NEVER USED HEROIN.....	32305	98.21
93 = DID NOT USE HEROIN IN THE PAST 12 MOS.....	461	1.40
97 = REFUSED	5	0.02
98 = BLANK (NO ANSWER)	19	0.06
99 = LEGITIMATE SKIP.....	40	0.12

Please look at the symptoms listed below. During the past 12 months, did you have 3 or more of these symptoms after you cut back or stopped using heroin?

- Feeling kind of blue or down
- Vomiting or feeling nauseous
- Having cramps or muscle aches
- Having teary eyes or a runny nose
- Feeling sweaty, having enlarged eye pupils, or having body hair standing up on your skin
- Having diarrhea
- Yawning
- Having a fever
- Having trouble sleeping

(DRHE11)
HERWD3SX¹

Len : 2 HAD 3+ HEROIN WITHDRAWAL SYMPTOMS PST 12 MOS

	Freq	Pct
1 = Yes.....	60	0.18
2 = No.....	17	0.05
91 = NEVER USED HEROIN.....	32305	98.21
93 = DID NOT USE HEROIN IN THE PAST 12 MOS.....	461	1.40
97 = REFUSED	5	0.02
98 = BLANK (NO ANSWER)	19	0.06
99 = LEGITIMATE SKIP.....	26	0.08

SUBSTANCE DEPENDENCE AND ABUSE

Please look at the symptoms listed below. During the past 12 months, did you have 3 or more of these symptoms at the same time that lasted for longer than a day after you cut back or stopped using heroin?

- Feeling kind of blue or down
- Vomiting or feeling nauseous
- Having cramps or muscle aches
- Having teary eyes or a runny nose
- Feeling sweaty, having enlarged eye pupils, or having body hair standing up on your skin
- Having diarrhea
- Yawning
- Having a fever
- Having trouble sleeping

(DRHE12)

HERWDSMT¹

Len : 2 HAD 3+ HEROIN WDRAW SYM SAME TIME PST 12 MOS

	Freq	Pct
1 = Yes.....	56	0.17
2 = No.....	4	0.01
91 = NEVER USED HEROIN.....	32305	98.21
93 = DID NOT USE HEROIN IN THE PAST 12 MOS.....	461	1.40
97 = REFUSED	5	0.02
98 = BLANK (NO ANSWER)	19	0.06
99 = LEGITIMATE SKIP.....	43	0.13

During the past 12 months, did you have any problems with your emotions, nerves, or mental health that were probably caused or made worse by your use of heroin?

(DRHE13)

HEREMOPB¹

Len : 2 HEROIN CAUSE PRBS W/EMOT/NERVES PAST 12 MOS

	Freq	Pct
1 = Yes.....	65	0.20
2 = No.....	37	0.11
91 = NEVER USED HEROIN.....	32305	98.21
93 = DID NOT USE HEROIN IN THE PAST 12 MOS.....	461	1.40
97 = REFUSED	6	0.02
98 = BLANK (NO ANSWER)	19	0.06

Did you continue to use heroin even though you thought it was causing you to have problems with your emotions, nerves, or mental health?

(DRHE14)

HEREMCTD¹

Len : 2 CONTD TO USE HEROIN DESPITE EMOT PRBS

	Freq	Pct
1 = Yes.....	55	0.17
2 = No.....	10	0.03
91 = NEVER USED HEROIN.....	32305	98.21
93 = DID NOT USE HEROIN IN THE PAST 12 MOS.....	461	1.40
97 = REFUSED	6	0.02
98 = BLANK (NO ANSWER)	19	0.06
99 = LEGITIMATE SKIP.....	37	0.11

During the past 12 months, did you have any physical health problems that were probably caused or made worse by your use of heroin?

(DRHE15)

HERPHLPB¹

Len : 2 ANY PHYS PRBS CAUSED/WORSND BY HEROIN PST 12 MOS

	Freq	Pct
1 = Yes.....	5	0.02
2 = No.....	43	0.13
91 = NEVER USED HEROIN.....	32305	98.21
93 = DID NOT USE HEROIN IN THE PAST 12 MOS.....	461	1.40
97 = REFUSED	5	0.02
98 = BLANK (NO ANSWER)	19	0.06
99 = LEGITIMATE SKIP.....	55	0.17

SUBSTANCE DEPENDENCE AND ABUSE

Did you continue to use heroin even though you thought it was causing you to have physical problems?

(DRHE16)
HERPHCTD¹

Len : 2 CONTD TO USE HEROIN DESPITE PHYS PRBS

	Freq	Pct
1 = Yes.....	2	0.01
2 = No.....	3	0.01
91 = NEVER USED HEROIN.....	32305	98.21
93 = DID NOT USE HEROIN IN THE PAST 12 MOS.....	461	1.40
97 = REFUSED.....	5	0.02
98 = BLANK (NO ANSWER).....	19	0.06
99 = LEGITIMATE SKIP.....	98	0.30

This question is about important activities such as working, going to school, taking care of children, doing fun things such as hobbies and sports, and spending time with friends and family.

During the past 12 months, did using heroin cause you to give up or spend less time doing these types of important activities?

(DRHE17)
HERLSACT¹

Len : 2 LESS ACTIVITIES B/C OF HEROIN USE PAST 12 MOS

	Freq	Pct
1 = Yes.....	55	0.17
2 = No.....	48	0.15
91 = NEVER USED HEROIN.....	32305	98.21
93 = DID NOT USE HEROIN IN THE PAST 12 MOS.....	461	1.40
97 = REFUSED.....	5	0.02
98 = BLANK (NO ANSWER).....	19	0.06

Sometimes people who use heroin have serious problems at home, work or school - such as:

- neglecting their children
- missing work or school
- doing a poor job at work or school
- losing a job or dropping out of school

During the past 12 months, did using heroin cause you to have serious problems like this either at home, work, or school?

(DRHE18)
HERSERPB¹

Len : 2 HEROIN CAUSE SER PRB AT HOM/WRK/SCH PST 12 MOS

	Freq	Pct
1 = Yes.....	51	0.16
2 = No.....	52	0.16
91 = NEVER USED HEROIN.....	32305	98.21
93 = DID NOT USE HEROIN IN THE PAST 12 MOS.....	461	1.40
97 = REFUSED.....	5	0.02
98 = BLANK (NO ANSWER).....	19	0.06

During the past 12 months, did you regularly use heroin and then do something where using heroin might have put you in physical danger?

(DRHE19)
HERPDANG¹

Len : 2 USING HEROIN & DO DANGEROUS ACTIVS PST 12 MOS

	Freq	Pct
1 = Yes.....	41	0.12
2 = No.....	61	0.19
91 = NEVER USED HEROIN.....	32305	98.21
93 = DID NOT USE HEROIN IN THE PAST 12 MOS.....	461	1.40
97 = REFUSED.....	6	0.02
98 = BLANK (NO ANSWER).....	19	0.06

SUBSTANCE DEPENDENCE AND ABUSE

During the past 12 months, did using heroin cause you to do things that repeatedly got you in trouble with the law?

(DRHE20)
HERLAWTR¹

Len : 2 USING HEROIN CAUSE PRBS WITH LAW PAST 12 MOS		Freq	Pct
1 = Yes.....		31	0.09
2 = No.....		72	0.22
91 = NEVER USED HEROIN.....		32305	98.21
93 = DID NOT USE HEROIN IN THE PAST 12 MOS.....		461	1.40
97 = REFUSED		5	0.02
98 = BLANK (NO ANSWER)		19	0.06

During the past 12 months, did you have any problems with family or friends that were probably caused by your use of heroin?

(DRHE21)
HERFMFPB¹

Len : 2 USING HEROIN CAUSE PRBS W/FAM/FRNDS PST 12 MOS		Freq	Pct
1 = Yes.....		53	0.16
2 = No.....		49	0.15
91 = NEVER USED HEROIN.....		32305	98.21
93 = DID NOT USE HEROIN IN THE PAST 12 MOS.....		461	1.40
97 = REFUSED		5	0.02
98 = BLANK (NO ANSWER)		20	0.06

Did you continue to use heroin even though you thought it caused problems with family or friends?

(DRHE22)
HERFMCTD¹

Len : 2 CONTD TO USE HEROIN DESPITE PRBS W/FAM/FRNDS		Freq	Pct
1 = Yes.....		44	0.13
2 = No.....		9	0.03
91 = NEVER USED HEROIN.....		32305	98.21
93 = DID NOT USE HEROIN IN THE PAST 12 MOS.....		461	1.40
97 = REFUSED		5	0.02
98 = BLANK (NO ANSWER)		20	0.06
99 = LEGITIMATE SKIP.....		49	0.15

Think about your use of hallucinogens, such as LSD, "acid", PCP, "Ecstasy" or "Molly", psilocybin (mushrooms), mescaline, or peyote during the past 12 months as you answer these next questions.

During the past 12 months, was there a month or more when you spent a lot of your time getting or using hallucinogens?

(DRLS01)
HALULOTM¹

Len : 2 SPENT MON/MORE GETTING/USING HALLUC PST 12 MOS		Freq	Pct
1 = Yes.....		52	0.16
2 = No.....		1070	3.25
91 = NEVER USED HALLUCINOGENS		27666	84.11
93 = DID NOT USE HALLUCINOGENS IN THE PAST 12 MOS.....		3918	11.91
98 = BLANK (NO ANSWER)		187	0.57

During the past 12 months, was there a month or more when you spent a lot of your time getting over the effects of the hallucinogens you used?

(DRLS02)
HALUGTOVR¹

Len : 2 MONTH+ SPENT GETTING OVR HALLUC EFFECTS PST 12 MO		Freq	Pct
1 = Yes.....		22	0.07
2 = No.....		1048	3.19
91 = NEVER USED HALLUCINOGENS		27666	84.11
93 = DID NOT USE HALLUCINOGENS IN THE PAST 12 MOS.....		3918	11.91
98 = BLANK (NO ANSWER)		187	0.57
99 = LEGITIMATE SKIP.....		52	0.16

SUBSTANCE DEPENDENCE AND ABUSE

During the past 12 months, did you try to set limits on how often or how much hallucinogens you would use?

(DRLS04)

HALULIMIT¹

Len : 2 SET LIMITS ON HALLUCINOGEN USE PAST 12 MONTHS

	Freq	Pct
1 = Yes.....	212	0.64
2 = No.....	907	2.76
91 = NEVER USED HALLUCINOGENS	27666	84.11
93 = DID NOT USE HALLUCINOGENS IN THE PAST 12 MOS.....	3918	11.91
94 = DON'T KNOW.....	2	0.01
97 = REFUSED	1	0.00
98 = BLANK (NO ANSWER)	187	0.57

Were you able to keep to the limits you set, or did you often use hallucinogens more than you intended to?

(DRLS05)

HALUKPLMT¹

Len : 2 ABLE TO KEEP LIMIT OR USE MORE HALLUC PST 12 MOS

	Freq	Pct
1 = Usually kept to the limits set.....	205	0.62
2 = Often used more than intended	7	0.02
91 = NEVER USED HALLUCINOGENS	27666	84.11
93 = DID NOT USE HALLUCINOGENS IN THE PAST 12 MOS.....	3918	11.91
97 = REFUSED	1	0.00
98 = BLANK (NO ANSWER)	189	0.57
99 = LEGITIMATE SKIP.....	907	2.76

During the past 12 months, did you need to use more hallucinogens than you used to in order to get the effect you wanted?

(DRLS06)

HALUNDMOR¹

Len : 2 NEEDED MORE HALLUC TO GET SME EFFECT PST 12 MOS

	Freq	Pct
1 = Yes.....	44	0.13
2 = No.....	1075	3.27
91 = NEVER USED HALLUCINOGENS	27666	84.11
93 = DID NOT USE HALLUCINOGENS IN THE PAST 12 MOS.....	3918	11.91
94 = DON'T KNOW.....	2	0.01
97 = REFUSED	1	0.00
98 = BLANK (NO ANSWER)	187	0.57

During the past 12 months, did you notice that using the same amount of hallucinogens had less effect on you than it used to?

(DRLS07)

HALULSEFX¹

Len : 2 USING SME AMT HALLUC HAD LESS EFFECT PAST 12 MOS

	Freq	Pct
1 = Yes.....	34	0.10
2 = No.....	1038	3.16
91 = NEVER USED HALLUCINOGENS	27666	84.11
93 = DID NOT USE HALLUCINOGENS IN THE PAST 12 MOS.....	3918	11.91
94 = DON'T KNOW.....	3	0.01
97 = REFUSED	3	0.01
98 = BLANK (NO ANSWER)	187	0.57
99 = LEGITIMATE SKIP.....	44	0.13

During the past 12 months, did you want to or try to cut down or stop using hallucinogens?

(DRLS08)

HALUCUTDN¹

Len : 2 WANT/TRY CUT DOWN/STOP USING HALLUC PST 12 MOS

	Freq	Pct
1 = Yes.....	184	0.56
2 = No.....	932	2.83
91 = NEVER USED HALLUCINOGENS	27666	84.11
93 = DID NOT USE HALLUCINOGENS IN THE PAST 12 MOS.....	3918	11.91
94 = DON'T KNOW.....	2	0.01
97 = REFUSED	3	0.01
98 = BLANK (NO ANSWER)	188	0.57

SUBSTANCE DEPENDENCE AND ABUSE

During the past 12 months, were you able to cut down or stop using hallucinogens every time you wanted to or tried to?

(DRLS09)

<u>HALUCUTEV</u> ¹	Len : 2	ABLE TO CUT/STOP USING HALLUC EVRY TIME PST 12 MO		
			Freq	Pct
		1 = Yes.....	178	0.54
		2 = No.....	6	0.02
		91 = NEVER USED HALLUCINOGENS	27666	84.11
		93 = DID NOT USE HALLUCINOGENS IN THE PAST 12 MOS.....	3918	11.91
		97 = REFUSED	3	0.01
		98 = BLANK (NO ANSWER)	190	0.58
		99 = LEGITIMATE SKIP.....	932	2.83

During the past 12 months, did you have any problems with your emotions, nerves, or mental health that were probably caused or made worse by your use of hallucinogens?

(DRLS13)

<u>HALUEMOPB</u> ¹	Len : 2	HALLUC CAUSE PRBS W/EMOT/NERVES PAST 12 MOS		
			Freq	Pct
		1 = Yes.....	86	0.26
		2 = No.....	1029	3.13
		91 = NEVER USED HALLUCINOGENS	27666	84.11
		93 = DID NOT USE HALLUCINOGENS IN THE PAST 12 MOS.....	3918	11.91
		94 = DON'T KNOW.....	2	0.01
		97 = REFUSED	4	0.01
		98 = BLANK (NO ANSWER)	188	0.57

Did you continue to use hallucinogens even though you thought this was causing you to have problems with your emotions, nerves, or mental health?

(DRLS14)

<u>HALUEMCTD</u> ¹	Len : 2	CONTD TO USE HALLUC DESPITE EMOT PRBS		
			Freq	Pct
		1 = Yes.....	31	0.09
		2 = No.....	55	0.17
		91 = NEVER USED HALLUCINOGENS	27666	84.11
		93 = DID NOT USE HALLUCINOGENS IN THE PAST 12 MOS.....	3918	11.91
		97 = REFUSED	4	0.01
		98 = BLANK (NO ANSWER)	190	0.58
		99 = LEGITIMATE SKIP.....	1029	3.13

During the past 12 months, did you have any physical health problems that were probably caused or made worse by your use of hallucinogens?

(DRLS15)

<u>HALUPHLPB</u> ¹	Len : 2	ANY PHYS PRBS CAUSED/WORSND BY HALLUC PST 12 MOS		
			Freq	Pct
		1 = Yes.....	13	0.04
		2 = No.....	1072	3.26
		91 = NEVER USED HALLUCINOGENS	27666	84.11
		93 = DID NOT USE HALLUCINOGENS IN THE PAST 12 MOS.....	3918	11.91
		94 = DON'T KNOW.....	3	0.01
		97 = REFUSED	2	0.01
		98 = BLANK (NO ANSWER)	188	0.57
		99 = LEGITIMATE SKIP.....	31	0.09

Did you continue to use hallucinogens even though you thought this was causing you to have physical problems?

(DRLS16)

<u>HALUPHCTD</u> ¹	Len : 2	CONTD TO USE HALLUC DESPITE PHYS PRBS		
			Freq	Pct
		1 = Yes.....	4	0.01
		2 = No.....	9	0.03
		91 = NEVER USED HALLUCINOGENS	27666	84.11
		93 = DID NOT USE HALLUCINOGENS IN THE PAST 12 MOS.....	3918	11.91
		97 = REFUSED	2	0.01
		98 = BLANK (NO ANSWER)	191	0.58
		99 = LEGITIMATE SKIP.....	1103	3.35

SUBSTANCE DEPENDENCE AND ABUSE

This question is about important activities such as working, going to school, taking care of children, doing fun things such as hobbies and sports, and spending time with friends and family.

During the past 12 months, did using hallucinogens cause you to give up or spend less time doing these types of important activities?

(DRLS17)

HALULSACT¹

Len : 2 LESS ACTIVITES B/C OF HALLUC USE PAST 12 MOS

	Freq	Pct
1 = Yes.....	23	0.07
2 = No.....	1094	3.33
91 = NEVER USED HALLUCINOGENS	27666	84.11
93 = DID NOT USE HALLUCINOGENS IN THE PAST 12 MOS.....	3918	11.91
94 = DON'T KNOW	2	0.01
97 = REFUSED	2	0.01
98 = BLANK (NO ANSWER)	188	0.57

Sometimes people who use hallucinogens have serious problems at home, work or school - such as:

- neglecting their children
- missing work or school
- doing a poor job at work or school
- losing a job or dropping out of school

During the past 12 months, did using hallucinogens cause you to have serious problems like this either at home, work, or school?

(DRLS18)

HALUSERPB¹

Len : 2 HALLUC CAUSE SER PRBS AT HOM/WRK/SCH PST 12 MOS

	Freq	Pct
1 = Yes.....	21	0.06
2 = No.....	1096	3.33
91 = NEVER USED HALLUCINOGENS	27666	84.11
93 = DID NOT USE HALLUCINOGENS IN THE PAST 12 MOS.....	3918	11.91
94 = DON'T KNOW	2	0.01
97 = REFUSED	2	0.01
98 = BLANK (NO ANSWER)	188	0.57

During the past 12 months, did you regularly use hallucinogens and then do something where using hallucinogens put you in physical danger?

(DRLS19)

HALUPDANG¹

Len : 2 USING HALLUC & DO DANGEROUS ACTIVS PST 12 MOS

	Freq	Pct
1 = Yes.....	27	0.08
2 = No.....	1091	3.32
91 = NEVER USED HALLUCINOGENS	27666	84.11
93 = DID NOT USE HALLUCINOGENS IN THE PAST 12 MOS.....	3918	11.91
94 = DON'T KNOW	2	0.01
97 = REFUSED	1	0.00
98 = BLANK (NO ANSWER)	188	0.57

During the past 12 months, did using hallucinogens cause you to do things that repeatedly got you in trouble with the law?

(DRLS20)

HALULAWTR¹

Len : 2 USING HALLUC CAUSE PRBS WITH LAW PAST 12 MOS

	Freq	Pct
1 = Yes.....	9	0.03
2 = No.....	1109	3.37
91 = NEVER USED HALLUCINOGENS	27666	84.11
93 = DID NOT USE HALLUCINOGENS IN THE PAST 12 MOS.....	3918	11.91
94 = DON'T KNOW	1	0.00
97 = REFUSED	2	0.01
98 = BLANK (NO ANSWER)	188	0.57

SUBSTANCE DEPENDENCE AND ABUSE

During the past 12 months, did you have any problems with family or friends that were probably caused by your use of hallucinogens?

(DRLS21)

[HALUFMFPB](#)¹

Len : 2 USING HALLUC CAUSE PRBS W/FAM/FRNDS PST 12 MOS

	Freq	Pct
1 = Yes.....	23	0.07
2 = No.....	1094	3.33
91 = NEVER USED HALLUCINOGENS	27666	84.11
93 = DID NOT USE HALLUCINOGENS IN THE PAST 12 MOS.....	3918	11.91
94 = DON'T KNOW.....	2	0.01
97 = REFUSED	2	0.01
98 = BLANK (NO ANSWER)	188	0.57

Did you continue to use hallucinogens even though you thought this caused problems with family or friends?

(DRLS22)

[HALUFMCTD](#)¹

Len : 2 CONTD TO USE HALLUC DESPITE PRBS W/FAM/FRNDS

	Freq	Pct
1 = Yes.....	11	0.03
2 = No.....	12	0.04
91 = NEVER USED HALLUCINOGENS	27666	84.11
93 = DID NOT USE HALLUCINOGENS IN THE PAST 12 MOS.....	3918	11.91
97 = REFUSED	2	0.01
98 = BLANK (NO ANSWER)	190	0.58
99 = LEGITIMATE SKIP.....	1094	3.33

Think about your use of inhalants, such as amyl nitrite, "poppers," nitrous oxide, gasoline or lighter fluids, glue, spray paints or correction fluids during the past 12 months as you answer these next questions.

During the past 12 months, was there a month or more when you spent a lot of your time getting or using inhalants?

(DRIN01)

[INHLLOTTM](#)¹

Len : 2 SPENT MONTH/MORE GETTING/USING INH PAST 12 MOS

	Freq	Pct
1 = Yes.....	25	0.08
2 = No.....	383	1.16
85 = BAD DATA Logically assigned.....	1	0.00
91 = NEVER USED INHALANTS	29439	89.50
93 = DID NOT USE INHALANTS IN THE PAST 12 MOS	2865	8.71
97 = REFUSED	1	0.00
98 = BLANK (NO ANSWER)	179	0.54

During the past 12 months, was there a month or more when you spent a lot of your time getting over the effects of the inhalants you used?

(DRIN02)

[INHLGTOVR](#)¹

Len : 2 MONTH+ SPENT GETTING OVER INH EFFECTS PST 12 MOS

	Freq	Pct
1 = Yes.....	2	0.01
2 = No.....	381	1.16
85 = BAD DATA Logically assigned.....	1	0.00
91 = NEVER USED INHALANTS	29439	89.50
93 = DID NOT USE INHALANTS IN THE PAST 12 MOS	2865	8.71
97 = REFUSED	1	0.00
98 = BLANK (NO ANSWER)	179	0.54
99 = LEGITIMATE SKIP.....	25	0.08

During the past 12 months, did you try to set limits on how often or how much inhalants you would use?

(DRIN04)

[INHLLIMIT](#)¹

Len : 2 SET LIMITS ON INHALANT USE PAST 12 MONTHS

	Freq	Pct
1 = Yes.....	84	0.26
2 = No.....	321	0.98
85 = BAD DATA Logically assigned.....	1	0.00
91 = NEVER USED INHALANTS	29439	89.50
93 = DID NOT USE INHALANTS IN THE PAST 12 MOS	2865	8.71
94 = DON'T KNOW.....	2	0.01
97 = REFUSED	2	0.01
98 = BLANK (NO ANSWER)	179	0.54

SUBSTANCE DEPENDENCE AND ABUSE

Were you able to keep to the limits you set, or did you often use inhalants more than you intended to?

(DRIN05)

INHLKPLMT¹

Len : 2 ABLE TO KEEP LIMITS OR USE MORE INH PAST 12 MOS

	Freq	Pct
1 = Usually kept to the limits set.....	74	0.22
2 = Often used more than intended	10	0.03
91 = NEVER USED INHALANTS	29439	89.50
93 = DID NOT USE INHALANTS IN THE PAST 12 MOS	2865	8.71
97 = REFUSED	2	0.01
98 = BLANK (NO ANSWER)	182	0.55
99 = LEGITIMATE SKIP.....	321	0.98

During the past 12 months, did you need to use more inhalants than you used to in order to get the effect you wanted?

(DRIN06)

INHLNDMOR¹

Len : 2 NEEDED MORE INH TO GET SAME EFFECT PST 12 MOS

	Freq	Pct
1 = Yes.....	24	0.07
2 = No.....	382	1.16
85 = BAD DATA Logically assigned.....	1	0.00
91 = NEVER USED INHALANTS	29439	89.50
93 = DID NOT USE INHALANTS IN THE PAST 12 MOS	2865	8.71
94 = DON'T KNOW.....	2	0.01
97 = REFUSED	1	0.00
98 = BLANK (NO ANSWER)	179	0.54

During the past 12 months, did you notice that using the same amount of inhalants had less effect on you than it used to?

(DRIN07)

INHLLSEFX¹

Len : 2 USING SAME AMT INH HAD LESS EFFECT PAST 12 MOS

	Freq	Pct
1 = Yes.....	23	0.07
2 = No.....	355	1.08
85 = BAD DATA Logically assigned.....	1	0.00
91 = NEVER USED INHALANTS	29439	89.50
93 = DID NOT USE INHALANTS IN THE PAST 12 MOS	2865	8.71
94 = DON'T KNOW.....	4	0.01
97 = REFUSED	3	0.01
98 = BLANK (NO ANSWER)	179	0.54
99 = LEGITIMATE SKIP.....	24	0.07

During the past 12 months, did you want to or try to cut down or stop using inhalants?

(DRIN08)

INHLCUTDN¹

Len : 2 WANT/TRY TO CUT DOWN/STOP USING INH PAST 12 MOS

	Freq	Pct
1 = Yes.....	102	0.31
2 = No.....	298	0.91
85 = BAD DATA Logically assigned.....	1	0.00
91 = NEVER USED INHALANTS	29439	89.50
93 = DID NOT USE INHALANTS IN THE PAST 12 MOS	2865	8.71
94 = DON'T KNOW.....	4	0.01
97 = REFUSED	5	0.02
98 = BLANK (NO ANSWER)	179	0.54

During the past 12 months, were you able to cut down or stop using inhalants every time you wanted to or tried to?

(DRIN09)

INHLCUTEV¹

Len : 2 ABLE TO CUT/STOP USING INH EVERY TIME PAST 12 MOS

	Freq	Pct
1 = Yes.....	94	0.29
2 = No.....	8	0.02
91 = NEVER USED INHALANTS	29439	89.50
93 = DID NOT USE INHALANTS IN THE PAST 12 MOS	2865	8.71
97 = REFUSED	5	0.02
98 = BLANK (NO ANSWER)	184	0.56
99 = LEGITIMATE SKIP.....	298	0.91

SUBSTANCE DEPENDENCE AND ABUSE

During the past 12 months, did you have any problems with your emotions, nerves, or mental health that were probably caused or made worse by your use of inhalants?

(DRIN13)

INHLEMOPB¹

Len : 2 INH CAUSE PRBS WITH EMOT/NERVES PAST 12 MOS

	Freq	Pct
1 = Yes.....	20	0.06
2 = No.....	383	1.16
85 = BAD DATA Logically assigned.....	1	0.00
91 = NEVER USED INHALANTS.....	29439	89.50
93 = DID NOT USE INHALANTS IN THE PAST 12 MOS.....	2865	8.71
94 = DON'T KNOW.....	3	0.01
97 = REFUSED.....	3	0.01
98 = BLANK (NO ANSWER).....	179	0.54

Did you continue to use inhalants even though you thought this was causing you to have problems with your emotions, nerves, or mental health?

(DRIN14)

INHLEMCTD¹

Len : 2 CONTD TO USE INHALANTS DESPITE EMOT PRBS

	Freq	Pct
1 = Yes.....	12	0.04
2 = No.....	8	0.02
91 = NEVER USED INHALANTS.....	29439	89.50
93 = DID NOT USE INHALANTS IN THE PAST 12 MOS.....	2865	8.71
97 = REFUSED.....	3	0.01
98 = BLANK (NO ANSWER).....	183	0.56
99 = LEGITIMATE SKIP.....	383	1.16

During the past 12 months, did you have any physical health problems that were probably caused or made worse by your use of inhalants?

(DRIN15)

INHLPHPB¹

Len : 2 ANY PHYS PRBS CAUSED/WORSND BY INH PST 12 MOS

	Freq	Pct
1 = Yes.....	11	0.03
2 = No.....	382	1.16
85 = BAD DATA Logically assigned.....	1	0.00
91 = NEVER USED INHALANTS.....	29439	89.50
93 = DID NOT USE INHALANTS IN THE PAST 12 MOS.....	2865	8.71
94 = DON'T KNOW.....	2	0.01
97 = REFUSED.....	2	0.01
98 = BLANK (NO ANSWER).....	179	0.54
99 = LEGITIMATE SKIP.....	12	0.04

Did you continue to use inhalants even though you thought this was causing you to have physical problems?

(DRIN16)

INHLPHTD¹

Len : 2 CONTD TO USE INHALANTS DESPITE PHYS PRBS

	Freq	Pct
1 = Yes.....	1	0.00
2 = No.....	10	0.03
91 = NEVER USED INHALANTS.....	29439	89.50
93 = DID NOT USE INHALANTS IN THE PAST 12 MOS.....	2865	8.71
97 = REFUSED.....	2	0.01
98 = BLANK (NO ANSWER).....	182	0.55
99 = LEGITIMATE SKIP.....	394	1.20

SUBSTANCE DEPENDENCE AND ABUSE

This question is about important activities such as working, going to school, taking care of children, doing fun things such as hobbies and sports, and spending time with friends and family.

During the past 12 months, did using inhalants cause you to give up or spend less time doing these types of important activities?

(DRIN17)

INHLLSACT¹

Len : 2 LESS ACTIVITIES B/C OF INH USE PAST 12 MOS

	Freq	Pct
1 = Yes.....	5	0.02
2 = No.....	401	1.22
85 = BAD DATA Logically assigned.....	1	0.00
91 = NEVER USED INHALANTS.....	29439	89.50
93 = DID NOT USE INHALANTS IN THE PAST 12 MOS.....	2865	8.71
94 = DON'T KNOW.....	1	0.00
97 = REFUSED.....	1	0.00
98 = BLANK (NO ANSWER).....	180	0.55

Sometimes people who use inhalants have serious problems at home, work or school - such as:

- neglecting their children
- missing work or school
- doing a poor job at work or school
- losing a job or dropping out of school

During the past 12 months, did using inhalants cause you to have serious problems like this either at home, work, or school?

(DRIN18)

INHLSERP¹

Len : 2 INH CAUSE SERS PRBS AT HOME/WORK/SCH PST 12 MOS

	Freq	Pct
1 = Yes.....	5	0.02
2 = No.....	400	1.22
85 = BAD DATA Logically assigned.....	1	0.00
91 = NEVER USED INHALANTS.....	29439	89.50
93 = DID NOT USE INHALANTS IN THE PAST 12 MOS.....	2865	8.71
94 = DON'T KNOW.....	1	0.00
97 = REFUSED.....	2	0.01
98 = BLANK (NO ANSWER).....	180	0.55

During the past 12 months, did you regularly use inhalants and then do something where using inhalants might have put you in physical danger?

(DRIN19)

INHLPDANG¹

Len : 2 USING INH AND DO DANGEROUS ACTIVITIES PST 12 MOS

	Freq	Pct
1 = Yes.....	8	0.02
2 = No.....	397	1.21
85 = BAD DATA Logically assigned.....	1	0.00
91 = NEVER USED INHALANTS.....	29439	89.50
93 = DID NOT USE INHALANTS IN THE PAST 12 MOS.....	2865	8.71
94 = DON'T KNOW.....	1	0.00
97 = REFUSED.....	2	0.01
98 = BLANK (NO ANSWER).....	180	0.55

During the past 12 months, did using inhalants cause you to do things that repeatedly got you in trouble with the law?

(DRIN20)

INHLLAWTR¹

Len : 2 USING INH CAUSE PRBS WITH LAW PAST 12 MOS

	Freq	Pct
1 = Yes.....	2	0.01
2 = No.....	404	1.23
85 = BAD DATA Logically assigned.....	1	0.00
91 = NEVER USED INHALANTS.....	29439	89.50
93 = DID NOT USE INHALANTS IN THE PAST 12 MOS.....	2865	8.71
97 = REFUSED.....	2	0.01
98 = BLANK (NO ANSWER).....	180	0.55

SUBSTANCE DEPENDENCE AND ABUSE

During the past 12 months, did you have any problems with family or friends that were probably caused by your use of inhalants?

(DRIN21)

INHLMFPPB¹

Len : 2 USING INH CAUSE PRBS W/FAMILY/FRIENDS PST 12 MOS

	Freq	Pct
1 = Yes.....	7	0.02
2 = No.....	399	1.21
85 = BAD DATA Logically assigned.....	1	0.00
91 = NEVER USED INHALANTS.....	29439	89.50
93 = DID NOT USE INHALANTS IN THE PAST 12 MOS.....	2865	8.71
97 = REFUSED.....	2	0.01
98 = BLANK (NO ANSWER).....	180	0.55

Did you continue to use inhalants even though you thought this caused problems with family or friends?

(DRIN22)

INHLMCTD¹

Len : 2 CONTD TO USE INH DESPITE PRBS W/ FAM/FRNDS

	Freq	Pct
1 = Yes.....	4	0.01
2 = No.....	3	0.01
91 = NEVER USED INHALANTS.....	29439	89.50
93 = DID NOT USE INHALANTS IN THE PAST 12 MOS.....	2865	8.71
97 = REFUSED.....	2	0.01
98 = BLANK (NO ANSWER).....	181	0.55
99 = LEGITIMATE SKIP.....	399	1.21

Think about your use of methamphetamine during the past 12 months as you answer these next questions.

During the past 12 months, was there a month or more when you spent a lot of your time getting or using methamphetamine?

(DRME01)

METHLOTTM¹

Len : 2 SPENT MONTH/MORE GETTING/USING METH PAST 12 MOS

	Freq	Pct
1 = Yes.....	110	0.33
2 = No.....	128	0.39
85 = BAD DATA Logically assigned.....	1	0.00
91 = NEVER USED METHAMPHETAMINE.....	31456	95.63
93 = DID NOT USE METHAMPHETAMINE IN THE PAST 12 MOS.....	1140	3.47
94 = DON'T KNOW.....	3	0.01
97 = REFUSED.....	3	0.01
98 = BLANK (NO ANSWER).....	52	0.16

During the past 12 months, was there a month or more when you spent a lot of your time getting over the effects of the methamphetamine you used?

(DRME02)

METHGTOVR¹

Len : 2 MONTH+ SPENT GETTING OVER METH EFFECTS PST 12 MOS

	Freq	Pct
1 = Yes.....	17	0.05
2 = No.....	113	0.34
85 = BAD DATA Logically assigned.....	1	0.00
91 = NEVER USED METHAMPHETAMINE.....	31456	95.63
93 = DID NOT USE METHAMPHETAMINE IN THE PAST 12 MOS.....	1140	3.47
94 = DON'T KNOW.....	1	0.00
97 = REFUSED.....	3	0.01
98 = BLANK (NO ANSWER).....	52	0.16
99 = LEGITIMATE SKIP.....	110	0.33

SUBSTANCE DEPENDENCE AND ABUSE

During the past 12 months, did you try to set limits on how often or how much methamphetamine you would use?

(DRME04)

METHLIMIT¹

Len : 2 SET LIMITS ON METH USE PAST 12 MONTHS

	Freq	Pct
1 = Yes.....	119	0.36
2 = No.....	120	0.36
85 = BAD DATA Logically assigned.....	1	0.00
91 = NEVER USED METHAMPHETAMINE	31456	95.63
93 = DID NOT USE METHAMPHETAMINE IN THE PAST 12 MOS.....	1140	3.47
94 = DON'T KNOW.....	1	0.00
97 = REFUSED	4	0.01
98 = BLANK (NO ANSWER)	52	0.16

Were you able to keep to the limits you set, or did you often use methamphetamine more than you intended to?

(DRME05)

METHKPLMT¹

Len : 2 ABLE TO KEEP LIMITS OR USED MORE METH PAST 12 MOS

	Freq	Pct
1 = Usually kept to the limits set.....	71	0.22
2 = Often used more than intended	48	0.15
91 = NEVER USED METHAMPHETAMINE	31456	95.63
93 = DID NOT USE METHAMPHETAMINE IN THE PAST 12 MOS.....	1140	3.47
97 = REFUSED	4	0.01
98 = BLANK (NO ANSWER)	54	0.16
99 = LEGITIMATE SKIP.....	120	0.36

During the past 12 months, did you need to use more methamphetamine than you used to in order to get the effect you wanted?

(DRME06)

METHNDMOR¹

Len : 2 NEEDED MORE METH TO GET SAME EFFECT PAST 12 MOS

	Freq	Pct
1 = Yes.....	105	0.32
2 = No.....	133	0.40
85 = BAD DATA Logically assigned.....	1	0.00
91 = NEVER USED METHAMPHETAMINE	31456	95.63
93 = DID NOT USE METHAMPHETAMINE IN THE PAST 12 MOS.....	1140	3.47
94 = DON'T KNOW.....	2	0.01
97 = REFUSED	4	0.01
98 = BLANK (NO ANSWER)	52	0.16

During the past 12 months, did you notice that using the same amount of methamphetamine had less effect on you than it used to?

(DRME07)

METHLSEFX¹

Len : 2 USING SAME AMT METH HAD LESS EFFECT PAST 12 MOS

	Freq	Pct
1 = Yes.....	16	0.05
2 = No.....	118	0.36
85 = BAD DATA Logically assigned.....	1	0.00
91 = NEVER USED METHAMPHETAMINE	31456	95.63
93 = DID NOT USE METHAMPHETAMINE IN THE PAST 12 MOS.....	1140	3.47
94 = DON'T KNOW.....	1	0.00
97 = REFUSED	4	0.01
98 = BLANK (NO ANSWER)	52	0.16
99 = LEGITIMATE SKIP.....	105	0.32

During the past 12 months, did you want to or try to cut down or stop using methamphetamine?

(DRME08)

METHCUTDN¹

Len : 2 WANT/TRY TO CUT DOWN/STOP USING METH PAST 12 MOS

	Freq	Pct
1 = Yes.....	154	0.47
2 = No.....	84	0.26
85 = BAD DATA Logically assigned.....	1	0.00
91 = NEVER USED METHAMPHETAMINE	31456	95.63
93 = DID NOT USE METHAMPHETAMINE IN THE PAST 12 MOS.....	1140	3.47
94 = DON'T KNOW.....	1	0.00
97 = REFUSED	4	0.01
98 = BLANK (NO ANSWER)	53	0.16

SUBSTANCE DEPENDENCE AND ABUSE

During the past 12 months, were you able to cut down or stop using methamphetamine every time you wanted to or tried to?

(DRME09)

METHCUTEV¹ Len : 2 ABLE TO CUT/STOP USING METH EVERY TIME PAST 12 MOS

	Freq	Pct
1 = Yes.....	105	0.32
2 = No.....	49	0.15
91 = NEVER USED METHAMPHETAMINE	31456	95.63
93 = DID NOT USE METHAMPHETAMINE IN THE PAST 12 MOS.....	1140	3.47
97 = REFUSED	4	0.01
98 = BLANK (NO ANSWER)	55	0.17
99 = LEGITIMATE SKIP.....	84	0.26

During the past 12 months, did you cut down or stop using methamphetamine at least one time?

(DRME10)

METHCUT1X¹ Len : 2 CUT DOWN OR STOP USING METH AT LEAST 1X PST 12 MOS

	Freq	Pct
1 = Yes.....	61	0.19
2 = No.....	70	0.21
85 = BAD DATA Logically assigned.....	1	0.00
91 = NEVER USED METHAMPHETAMINE	31456	95.63
93 = DID NOT USE METHAMPHETAMINE IN THE PAST 12 MOS.....	1140	3.47
94 = DON'T KNOW.....	2	0.01
97 = REFUSED	4	0.01
98 = BLANK (NO ANSWER)	54	0.16
99 = LEGITIMATE SKIP.....	105	0.32

During the past 12 months, have you felt kind of blue or down when you cut down or stopped using methamphetamine?

(DRME10A)

METHFLBLU¹ Len : 2 WHEN CUT DOWN ON METH, FELT BLUE PAST 12 MONTHS

	Freq	Pct
1 = Yes.....	95	0.29
2 = No.....	71	0.22
91 = NEVER USED METHAMPHETAMINE	31456	95.63
93 = DID NOT USE METHAMPHETAMINE IN THE PAST 12 MOS.....	1140	3.47
97 = REFUSED	4	0.01
98 = BLANK (NO ANSWER)	57	0.17
99 = LEGITIMATE SKIP.....	70	0.21

Please look at the symptoms listed below. During the past 12 months, did you have 2 or more of these symptoms after you cut back or stopped using methamphetamine?

- Feeling tired or exhausted
- Having bad dreams
- Having trouble sleeping or sleeping more than you normally do
- Feeling hungry more often
- Feeling either very slowed down or like you couldn't sit still

(DRME11)

METHWD2SX¹ Len : 2 HAD 2+ METH WITHDRAWAL SYMPTOMS PAST 12 MOS

	Freq	Pct
1 = Yes.....	89	0.27
2 = No.....	6	0.02
91 = NEVER USED METHAMPHETAMINE	31456	95.63
93 = DID NOT USE METHAMPHETAMINE IN THE PAST 12 MOS.....	1140	3.47
97 = REFUSED	4	0.01
98 = BLANK (NO ANSWER)	57	0.17
99 = LEGITIMATE SKIP.....	141	0.43

SUBSTANCE DEPENDENCE AND ABUSE

Please look at the symptoms listed below. During the past 12 months, did you have 2 or more of these symptoms at the same time that lasted for longer than a day after you cut back or stopped using methamphetamine?

- Feeling tired or exhausted
- Having bad dreams
- Having trouble sleeping or sleeping more than you normally do
- Feeling hungry more often
- Feeling either very slowed down or like you couldn't sit still

(DRME12)

METHWDSMT¹ Len : 2 HAD 2+ METH WDRAW SYM AT SAME TIME PAST 12 MOS

	Freq	Pct
1 = Yes.....	84	0.26
2 = No.....	5	0.02
91 = NEVER USED METHAMPHETAMINE	31456	95.63
93 = DID NOT USE METHAMPHETAMINE IN THE PAST 12 MOS.....	1140	3.47
97 = REFUSED	4	0.01
98 = BLANK (NO ANSWER)	57	0.17
99 = LEGITIMATE SKIP.....	147	0.45

During the past 12 months, did you have any problems with your emotions, nerves, or mental health that were probably caused or made worse by your use of methamphetamine?

(DRME13)

METHEMOPB¹ Len : 2 METH CAUSE PROBS WITH EMOT/NERVES PAST 12 MOS

	Freq	Pct
1 = Yes.....	125	0.38
2 = No.....	111	0.34
85 = BAD DATA Logically assigned.....	1	0.00
91 = NEVER USED METHAMPHETAMINE	31456	95.63
93 = DID NOT USE METHAMPHETAMINE IN THE PAST 12 MOS.....	1140	3.47
94 = DON'T KNOW.....	3	0.01
97 = REFUSED	3	0.01
98 = BLANK (NO ANSWER)	54	0.16

Did you continue to use methamphetamine even though you thought it was causing you to have problems with your emotions, nerves, or mental health?

(DRME14)

METHEMCTD¹ Len : 2 CONTD TO USE METH DESPITE EMOT PROBS

	Freq	Pct
1 = Yes.....	106	0.32
2 = No.....	19	0.06
91 = NEVER USED METHAMPHETAMINE	31456	95.63
93 = DID NOT USE METHAMPHETAMINE IN THE PAST 12 MOS.....	1140	3.47
97 = REFUSED	3	0.01
98 = BLANK (NO ANSWER)	58	0.18
99 = LEGITIMATE SKIP.....	111	0.34

During the past 12 months, did you have any physical health problems that were probably caused or made worse by your use of methamphetamine?

(DRME15)

METHPHLPB¹ Len : 2 ANY PHYS PROBS CAUSED/WORSND BY METH PAST 12 MOS

	Freq	Pct
1 = Yes.....	18	0.05
2 = No.....	112	0.34
85 = BAD DATA Logically assigned.....	1	0.00
91 = NEVER USED METHAMPHETAMINE	31456	95.63
93 = DID NOT USE METHAMPHETAMINE IN THE PAST 12 MOS.....	1140	3.47
94 = DON'T KNOW.....	3	0.01
97 = REFUSED	3	0.01
98 = BLANK (NO ANSWER)	54	0.16
99 = LEGITIMATE SKIP.....	106	0.32

SUBSTANCE DEPENDENCE AND ABUSE

Did you continue to use methamphetamine even though you thought it was causing you to have physical problems?

(DRME16)

METHPHCTD¹

Len : 2 CONTD TO USE METH DESPITE PHYS PROBS

	Freq	Pct
1 = Yes.....	5	0.02
2 = No.....	13	0.04
91 = NEVER USED METHAMPHETAMINE	31456	95.63
93 = DID NOT USE METHAMPHETAMINE IN THE PAST 12 MOS.....	1140	3.47
97 = REFUSED	3	0.01
98 = BLANK (NO ANSWER)	58	0.18
99 = LEGITIMATE SKIP.....	218	0.66

This question is about important activities such as working, going to school, taking care of children, doing fun things such as hobbies and sports, and spending time with friends and family.

During the past 12 months, did using methamphetamine cause you to give up or spend less time doing these types of important activities?

(DRME17)

METHLSACT¹

Len : 2 LESS ACTIVITIES B/C OF METH USE PAST 12 MOS

	Freq	Pct
1 = Yes.....	90	0.27
2 = No.....	148	0.45
85 = BAD DATA Logically assigned.....	1	0.00
91 = NEVER USED METHAMPHETAMINE	31456	95.63
93 = DID NOT USE METHAMPHETAMINE IN THE PAST 12 MOS.....	1140	3.47
94 = DON'T KNOW	1	0.00
97 = REFUSED	3	0.01
98 = BLANK (NO ANSWER)	54	0.16

Sometimes people who use methamphetamine have serious problems at home, work or school - such as:

- neglecting their children
- missing work or school
- doing a poor job at work or school
- losing a job or dropping out of school

During the past 12 months, did using methamphetamine cause you to have serious problems like this either at home, work, or school?

(DRME18)

METHSERPB¹

Len : 2 METH CAUSE SERS PROBS AT HOME/WORK/SCH PST 12 MOS

	Freq	Pct
1 = Yes.....	79	0.24
2 = No.....	158	0.48
85 = BAD DATA Logically assigned.....	1	0.00
91 = NEVER USED METHAMPHETAMINE	31456	95.63
93 = DID NOT USE METHAMPHETAMINE IN THE PAST 12 MOS.....	1140	3.47
94 = DON'T KNOW	2	0.01
97 = REFUSED	3	0.01
98 = BLANK (NO ANSWER)	54	0.16

During the past 12 months, did you regularly use methamphetamine and then do something where using methamphetamine might have put you in physical danger?

(DRME19)

METHPDANG¹

Len : 2 USING METH AND DO DANGEROUS ACTIVITIES PST 12 MOS

	Freq	Pct
1 = Yes.....	61	0.19
2 = No.....	177	0.54
85 = BAD DATA Logically assigned.....	1	0.00
91 = NEVER USED METHAMPHETAMINE	31456	95.63
93 = DID NOT USE METHAMPHETAMINE IN THE PAST 12 MOS.....	1140	3.47
94 = DON'T KNOW	1	0.00
97 = REFUSED	3	0.01
98 = BLANK (NO ANSWER)	54	0.16

SUBSTANCE DEPENDENCE AND ABUSE

During the past 12 months, did using methamphetamine cause you to do things that repeatedly got you in trouble with the law?

(DRME20)

METHLAWTR¹

Len : 2 USING METH CAUSE PROBS WITH LAW PAST 12 MOS

	Freq	Pct
1 = Yes.....	29	0.09
2 = No.....	209	0.64
85 = BAD DATA Logically assigned.....	1	0.00
91 = NEVER USED METHAMPHETAMINE	31456	95.63
93 = DID NOT USE METHAMPHETAMINE IN THE PAST 12 MOS.....	1140	3.47
94 = DON'T KNOW	1	0.00
97 = REFUSED	3	0.01
98 = BLANK (NO ANSWER)	54	0.16

During the past 12 months, did you have any problems with family or friends that were probably caused by your use of methamphetamine?

(DRME21)

METHFMFPB¹

Len : 2 USING METH CAUSE PROBS W/FAMILY/FRIENDS PST 12 MOS

	Freq	Pct
1 = Yes.....	97	0.29
2 = No.....	141	0.43
85 = BAD DATA Logically assigned.....	1	0.00
91 = NEVER USED METHAMPHETAMINE	31456	95.63
93 = DID NOT USE METHAMPHETAMINE IN THE PAST 12 MOS.....	1140	3.47
94 = DON'T KNOW	1	0.00
97 = REFUSED	3	0.01
98 = BLANK (NO ANSWER)	54	0.16

Did you continue to use methamphetamine even though you thought it caused problems with family or friends?

(DRME22)

METHFMCTD¹

Len : 2 CONTD TO USE METH DESPITE PROBS W/FAMILY/FRIENDS

	Freq	Pct
1 = Yes.....	75	0.23
2 = No.....	21	0.06
91 = NEVER USED METHAMPHETAMINE	31456	95.63
93 = DID NOT USE METHAMPHETAMINE IN THE PAST 12 MOS.....	1140	3.47
94 = DON'T KNOW	1	0.00
97 = REFUSED	3	0.01
98 = BLANK (NO ANSWER)	56	0.17
99 = LEGITIMATE SKIP.....	141	0.43

Think about your use of prescription pain relievers during the past 12 months as you answer these next questions. Remember, we are only interested in prescription pain relievers that you used in a way a doctor did not direct you to.

Earlier the computer recorded that in the past 12 months you used [PRFILL2] in a way a doctor did not direct you to use [PRNUMFILL]?

During the past 12 months, was there a month or more when you spent a lot of time getting or using prescription pain relievers?

(DRPR01)

PNRLLOTM¹

Len : 2 SPENT MON/MORE GETTNG/USNG PN RLVR PST 12 MOS

	Freq	Pct
1 = Yes.....	119	0.36
2 = No.....	910	2.77
83 = DID NOT MISUSE PAIN RELIEVERS PST 12 MOS Log assn.....	243	0.74
85 = BAD DATA Logically assigned.....	3	0.01
91 = NEVER USED/MISUSED PAIN RELIEVERS.....	29582	89.93
93 = DID NOT MISUSE PAIN RELIEVERS IN THE PAST 12 MOS	1832	5.57
94 = DON'T KNOW.....	4	0.01
98 = BLANK (NO ANSWER)	200	0.61

SUBSTANCE DEPENDENCE AND ABUSE

During the past 12 months, was there a month or more when you spent a lot of your time getting over the effects of the prescription pain relievers you used?

(DRPR02)
PNRLGTOVR¹

Len : 2 MON+ SPNT GETTING OVER PN RLVR EFFECTS PST 12 MOS

	Freq	Pct
1 = Yes.....	27	0.08
2 = No.....	882	2.68
83 = DID NOT MISUSE PAIN RELIEVERS PST 12 MOS Log assn.....	243	0.74
85 = BAD DATA Logically assigned.....	2	0.01
91 = NEVER USED/MISUSED PAIN RELIEVERS.....	29582	89.93
93 = DID NOT MISUSE PAIN RELIEVERS IN THE PAST 12 MOS.....	1832	5.57
94 = DON'T KNOW.....	4	0.01
97 = REFUSED.....	1	0.00
98 = BLANK (NO ANSWER).....	201	0.61
99 = LEGITIMATE SKIP.....	119	0.36

During the past 12 months, did you try to set limits on how often or how much prescription pain relievers you would use?

(DRPR04)
PNRLLIMIT¹

Len : 2 SET LIMITS ON PAIN RELIEVER USE PAST 12 MONTHS

	Freq	Pct
1 = Yes.....	268	0.81
2 = No.....	760	2.31
83 = DID NOT MISUSE PAIN RELIEVERS PST 12 MOS Log assn.....	243	0.74
85 = BAD DATA Logically assigned.....	3	0.01
91 = NEVER USED/MISUSED PAIN RELIEVERS.....	29582	89.93
93 = DID NOT MISUSE PAIN RELIEVERS IN THE PAST 12 MOS.....	1832	5.57
94 = DON'T KNOW.....	4	0.01
97 = REFUSED.....	1	0.00
98 = BLANK (NO ANSWER).....	200	0.61

Were you able to keep to the limits you set, or did you often use prescription pain relievers more than you intended to?

(DRPR05)
PNRLKPLMT¹

Len : 2 ABLE TO KEEP LIMT/USE MORE PN RLVR PST 12 MOS

	Freq	Pct
1 = Usually kept to the limits set.....	205	0.62
2 = Often used more than intended.....	62	0.19
83 = DID NOT MISUSE PAIN RELIEVERS PST 12 MOS Log assn.....	243	0.74
85 = BAD DATA Logically assigned.....	1	0.00
91 = NEVER USED/MISUSED PAIN RELIEVERS.....	29582	89.93
93 = DID NOT MISUSE PAIN RELIEVERS IN THE PAST 12 MOS.....	1832	5.57
97 = REFUSED.....	2	0.01
98 = BLANK (NO ANSWER).....	206	0.63
99 = LEGITIMATE SKIP.....	760	2.31

During the past 12 months, did you need to use more prescription pain relievers than you used to in order to get the effect you wanted?

(DRPR06)
PNRLNDMOR¹

Len : 2 NEEDED MORE PN RLVR TO GET SME EFFECT PST 12 MOS

	Freq	Pct
1 = Yes.....	159	0.48
2 = No.....	867	2.64
83 = DID NOT MISUSE PAIN RELIEVERS PST 12 MOS Log assn.....	243	0.74
85 = BAD DATA Logically assigned.....	3	0.01
91 = NEVER USED/MISUSED PAIN RELIEVERS.....	29582	89.93
93 = DID NOT MISUSE PAIN RELIEVERS IN THE PAST 12 MOS.....	1832	5.57
94 = DON'T KNOW.....	5	0.02
97 = REFUSED.....	2	0.01
98 = BLANK (NO ANSWER).....	200	0.61

SUBSTANCE DEPENDENCE AND ABUSE

During the past 12 months, did you notice that using the same amount of prescription pain relievers had less effect on you than it used to?

(DRPR07)
PNRLLSEFX¹

Len : 2 USING SME AMT PN RLVR HAD LESS EFFECT PST 12 MOS

	Freq	Pct
1 = Yes.....	57	0.17
2 = No.....	809	2.46
83 = DID NOT MISUSE PAIN RELIEVERS PST 12 MOS Log assn.....	243	0.74
85 = BAD DATA Logically assigned.....	2	0.01
91 = NEVER USED/MISUSED PAIN RELIEVERS.....	29582	89.93
93 = DID NOT MISUSE PAIN RELIEVERS IN THE PAST 12 MOS	1832	5.57
94 = DON'T KNOW.....	7	0.02
97 = REFUSED	1	0.00
98 = BLANK (NO ANSWER)	201	0.61
99 = LEGITIMATE SKIP.....	159	0.48

During the past 12 months, did you want to or try to cut down or stop using prescription pain relievers?

(DRPR08)
PNRLCUTDN¹

Len : 2 WANT/TRY CUT DOWN/STOP USNG PN RLVR PST 12 MOS

	Freq	Pct
1 = Yes.....	328	1.00
2 = No.....	695	2.11
83 = DID NOT MISUSE PAIN RELIEVERS PST 12 MOS Log assn.....	243	0.74
85 = BAD DATA Logically assigned.....	3	0.01
91 = NEVER USED/MISUSED PAIN RELIEVERS.....	29582	89.93
93 = DID NOT MISUSE PAIN RELIEVERS IN THE PAST 12 MOS	1832	5.57
94 = DON'T KNOW.....	7	0.02
97 = REFUSED	3	0.01
98 = BLANK (NO ANSWER)	200	0.61

During the past 12 months, were you able to cut down or stop using prescription pain relievers every time you wanted to or tried to?

(DRPR09)
PNRLCUTEV¹

Len : 2 ABLE TO CUT/STOP USNG PN RLVR EVRY TIME PST 12 MO

	Freq	Pct
1 = Yes.....	278	0.85
2 = No.....	49	0.15
83 = DID NOT MISUSE PAIN RELIEVERS PST 12 MOS Log assn.....	243	0.74
85 = BAD DATA Logically assigned.....	1	0.00
91 = NEVER USED/MISUSED PAIN RELIEVERS.....	29582	89.93
93 = DID NOT MISUSE PAIN RELIEVERS IN THE PAST 12 MOS	1832	5.57
94 = DON'T KNOW.....	1	0.00
97 = REFUSED	3	0.01
98 = BLANK (NO ANSWER)	209	0.64
99 = LEGITIMATE SKIP.....	695	2.11

During the past 12 months, did you cut down or stop using prescription pain relievers at least one time?

(DRPR10)
PNRLCUTIX¹

Len : 2 CUT DOWN/STOP USNG PN RLVR AT LEAST 1X PST 12 MOS

	Freq	Pct
1 = Yes.....	206	0.63
2 = No.....	537	1.63
83 = DID NOT MISUSE PAIN RELIEVERS PST 12 MOS Log assn.....	243	0.74
85 = BAD DATA Logically assigned.....	2	0.01
91 = NEVER USED/MISUSED PAIN RELIEVERS.....	29582	89.93
93 = DID NOT MISUSE PAIN RELIEVERS IN THE PAST 12 MOS	1832	5.57
94 = DON'T KNOW.....	11	0.03
97 = REFUSED	1	0.00
98 = BLANK (NO ANSWER)	201	0.61
99 = LEGITIMATE SKIP.....	278	0.85

SUBSTANCE DEPENDENCE AND ABUSE

Please look at the symptoms listed below. During the past 12 months, did you have 3 or more of these symptoms after you cut back or stopped using prescription pain relievers?

- Feeling kind of blue or down
- Vomiting or feeling nauseous
- Having cramps or muscle aches
- Having teary eyes or a runny nose
- Feeling sweaty, having enlarged eye pupils, or having body hair standing up on your skin
- Having diarrhea
- Yawning
- Having a fever
- Having trouble sleeping

(DRPR11)

[PNRLWD3SX¹](#)

Len : 2 HAD 3+ PN RLVR WITHDRAWAL SYMPTOMS PST 12 MOS

	Freq	Pct
1 = Yes.....	155	0.47
2 = No.....	329	1.00
83 = DID NOT MISUSE PAIN RELIEVERS PST 12 MOS Log assn.....	243	0.74
85 = BAD DATA Logically assigned.....	1	0.00
91 = NEVER USED/MISUSED PAIN RELIEVERS.....	29582	89.93
93 = DID NOT MISUSE PAIN RELIEVERS IN THE PAST 12 MOS.....	1832	5.57
97 = REFUSED.....	1	0.00
98 = BLANK (NO ANSWER).....	213	0.65
99 = LEGITIMATE SKIP.....	537	1.63

Please look at the symptoms listed below. During the past 12 months, did you have 3 or more of these symptoms at the same time that lasted for longer than a day after you cut back or stopped using prescription pain relievers?

- Feeling kind of blue or down
- Vomiting or feeling nauseous
- Having cramps or muscle aches
- Having teary eyes or a runny nose
- Feeling sweaty, having enlarged eye pupils, or having body hair standing up on your skin
- Having diarrhea
- Yawning
- Having a fever
- Having trouble sleeping

(DRPR12)

[PNRLWDSMT¹](#)

Len : 2 HAD 3+ PN RLVR WDRAW SYM SAME TIME PST 12 MOS

	Freq	Pct
1 = Yes.....	119	0.36
2 = No.....	33	0.10
83 = DID NOT MISUSE PAIN RELIEVERS PST 12 MOS Log assn.....	243	0.74
85 = BAD DATA Logically assigned.....	1	0.00
91 = NEVER USED/MISUSED PAIN RELIEVERS.....	29582	89.93
93 = DID NOT MISUSE PAIN RELIEVERS IN THE PAST 12 MOS.....	1832	5.57
94 = DON'T KNOW.....	1	0.00
97 = REFUSED.....	2	0.01
98 = BLANK (NO ANSWER).....	214	0.65
99 = LEGITIMATE SKIP.....	866	2.63

During the past 12 months, did you have any problems with your emotions, nerves, or mental health that were probably caused or made worse by your use of prescription pain relievers?

(DRPR13)

[PNRLEMOPB¹](#)

Len : 2 PN RLVR CAUSE PRBS W/EMOT/NERVES PST 12 MOS

	Freq	Pct
1 = Yes.....	121	0.37
2 = No.....	901	2.74
83 = DID NOT MISUSE PAIN RELIEVERS PST 12 MOS Log assn.....	243	0.74
85 = BAD DATA Logically assigned.....	3	0.01
91 = NEVER USED/MISUSED PAIN RELIEVERS.....	29582	89.93
93 = DID NOT MISUSE PAIN RELIEVERS IN THE PAST 12 MOS.....	1832	5.57
94 = DON'T KNOW.....	10	0.03
98 = BLANK (NO ANSWER).....	201	0.61

SUBSTANCE DEPENDENCE AND ABUSE

Did you continue to use prescription pain relievers even though you thought this was causing you to have problems with your emotions, nerves, or mental health?

(DRPR14)
PNRLEMCTD¹

	Freq	Pct
Len : 2 CONTD TO USE PN RLVR DESPITE EMOT PRBS		
1 = Yes.....	90	0.27
2 = No.....	31	0.09
83 = DID NOT MISUSE PAIN RELIEVERS PST 12 MOS Log assn.....	243	0.74
85 = BAD DATA Logically assigned.....	2	0.01
91 = NEVER USED/MISUSED PAIN RELIEVERS.....	29582	89.93
93 = DID NOT MISUSE PAIN RELIEVERS IN THE PAST 12 MOS.....	1832	5.57
98 = BLANK (NO ANSWER).....	212	0.64
99 = LEGITIMATE SKIP.....	901	2.74

During the past 12 months, did you have any physical health problems that were probably caused or made worse by your use of prescription pain relievers?

(DRPR15)
PNRLPHLPB¹

	Freq	Pct
Len : 2 ANY PHYS PRBS CAUSD/WORSND BY PN RLVR PST 12 MOS		
1 = Yes.....	20	0.06
2 = No.....	913	2.78
83 = DID NOT MISUSE PAIN RELIEVERS PST 12 MOS Log assn.....	243	0.74
85 = BAD DATA Logically assigned.....	1	0.00
91 = NEVER USED/MISUSED PAIN RELIEVERS.....	29582	89.93
93 = DID NOT MISUSE PAIN RELIEVERS IN THE PAST 12 MOS.....	1832	5.57
94 = DON'T KNOW.....	8	0.02
97 = REFUSED.....	1	0.00
98 = BLANK (NO ANSWER).....	203	0.62
99 = LEGITIMATE SKIP.....	90	0.27

Did you continue to use prescription pain relievers even though you thought this was causing you to have physical problems?

(DRPR16)
PNRLPHCTD¹

	Freq	Pct
Len : 2 CONTD TO USE PN RLVR DESPITE PHYS PRBS		
1 = Yes.....	7	0.02
2 = No.....	13	0.04
83 = DID NOT MISUSE PAIN RELIEVERS PST 12 MOS Log assn.....	243	0.74
91 = NEVER USED/MISUSED PAIN RELIEVERS.....	29582	89.93
93 = DID NOT MISUSE PAIN RELIEVERS IN THE PAST 12 MOS.....	1832	5.57
97 = REFUSED.....	1	0.00
98 = BLANK (NO ANSWER).....	212	0.64
99 = LEGITIMATE SKIP.....	1003	3.05

This question is about important activities such as working, going to school, taking care of children, doing fun things such as hobbies and sports, and spending time with friends and family.

During the past 12 months, did using prescription pain relievers cause you to give up or spend less time doing these types of important activities?

(DRPR17)
PNRLLSACT¹

	Freq	Pct
Len : 2 LESS ACTIVITIES B/C OF PN RLVR USE PAST 12 MOS		
1 = Yes.....	96	0.29
2 = No.....	927	2.82
83 = DID NOT MISUSE PAIN RELIEVERS PST 12 MOS Log assn.....	243	0.74
85 = BAD DATA Logically assigned.....	3	0.01
91 = NEVER USED/MISUSED PAIN RELIEVERS.....	29582	89.93
93 = DID NOT MISUSE PAIN RELIEVERS IN THE PAST 12 MOS.....	1832	5.57
94 = DON'T KNOW.....	7	0.02
97 = REFUSED.....	2	0.01
98 = BLANK (NO ANSWER).....	201	0.61

SUBSTANCE DEPENDENCE AND ABUSE

Sometimes people who use prescription pain relievers have serious problems at home, work or school - such as:

- neglecting their children
- missing work or school
- doing a poor job at work or school
- losing a job or dropping out of school

During the past 12 months, did using prescription pain relievers cause you to have serious problems like this either at home, work, or school?

(DRPR18)

[PNRLSERPB](#)¹

Len : 2 PN RLVR CAUSE SER PRB AT HOM/WRK/SCH PST 12 MOS

	Freq	Pct
1 = Yes.....	69	0.21
2 = No.....	953	2.90
83 = DID NOT MISUSE PAIN RELIEVERS PST 12 MOS Log assn.....	243	0.74
85 = BAD DATA Logically assigned.....	3	0.01
91 = NEVER USED/MISUSED PAIN RELIEVERS.....	29582	89.93
93 = DID NOT MISUSE PAIN RELIEVERS IN THE PAST 12 MOS.....	1832	5.57
94 = DON'T KNOW.....	7	0.02
97 = REFUSED.....	2	0.01
98 = BLANK (NO ANSWER).....	202	0.61

During the past 12 months, did you regularly use prescription pain relievers and then do something where using prescription pain relievers might have put you in physical danger?

(DRPR19)

[PNRLPDANG](#)¹

Len : 2 USING PN RLVR & DO DANGEROUS ACTIVS PST 12 MOS

	Freq	Pct
1 = Yes.....	50	0.15
2 = No.....	974	2.96
83 = DID NOT MISUSE PAIN RELIEVERS PST 12 MOS Log assn.....	243	0.74
85 = BAD DATA Logically assigned.....	3	0.01
91 = NEVER USED/MISUSED PAIN RELIEVERS.....	29582	89.93
93 = DID NOT MISUSE PAIN RELIEVERS IN THE PAST 12 MOS.....	1832	5.57
94 = DON'T KNOW.....	5	0.02
97 = REFUSED.....	2	0.01
98 = BLANK (NO ANSWER).....	202	0.61

During the past 12 months, did using prescription pain relievers cause you to do things that repeatedly got you in trouble with the law?

(DRPR20)

[PNRLLAWTR](#)¹

Len : 2 USING PN RLVR CAUSE PRBS WITH LAW PAST 12 MOS

	Freq	Pct
1 = Yes.....	26	0.08
2 = No.....	998	3.03
83 = DID NOT MISUSE PAIN RELIEVERS PST 12 MOS Log assn.....	243	0.74
85 = BAD DATA Logically assigned.....	3	0.01
91 = NEVER USED/MISUSED PAIN RELIEVERS.....	29582	89.93
93 = DID NOT MISUSE PAIN RELIEVERS IN THE PAST 12 MOS.....	1832	5.57
94 = DON'T KNOW.....	4	0.01
97 = REFUSED.....	3	0.01
98 = BLANK (NO ANSWER).....	202	0.61

During the past 12 months, did you have any problems with family or friends that were probably caused by your use of prescription pain relievers?

(DRPR21)

[PNRLFMFPB](#)¹

Len : 2 USING PN RLVR CAUSE PRBS W/FAM/FRNDS PST 12 MOS

	Freq	Pct
1 = Yes.....	74	0.22
2 = No.....	948	2.88
83 = DID NOT MISUSE PAIN RELIEVERS PST 12 MOS Log assn.....	243	0.74
85 = BAD DATA Logically assigned.....	3	0.01
91 = NEVER USED/MISUSED PAIN RELIEVERS.....	29582	89.93
93 = DID NOT MISUSE PAIN RELIEVERS IN THE PAST 12 MOS.....	1832	5.57
94 = DON'T KNOW.....	6	0.02
97 = REFUSED.....	2	0.01
98 = BLANK (NO ANSWER).....	203	0.62

SUBSTANCE DEPENDENCE AND ABUSE

Did you continue to use prescription pain relievers even though you thought this caused problems with family or friends?

(DRPR22)

PNRLFMCTD¹

Len : 2 CONTD TO USE PN RLVR DESPITE PRBS W/FAM/FRNDS

	Freq	Pct
1 = Yes.....	48	0.15
2 = No.....	26	0.08
83 = DID NOT MISUSE PAIN RELIEVERS PST 12 MOS Log assn	243	0.74
85 = BAD DATA Logically assigned.....	3	0.01
91 = NEVER USED/MISUSED PAIN RELIEVERS.....	29582	89.93
93 = DID NOT MISUSE PAIN RELIEVERS IN THE PAST 12 MOS	1832	5.57
97 = REFUSED	2	0.01
98 = BLANK (NO ANSWER)	209	0.64
99 = LEGITIMATE SKIP.....	948	2.88

Think about your use of prescription tranquilizers during the past 12 months as you answer these next questions. Remember, we are only interested in prescription tranquilizers that you used in any way a doctor did not direct you to.

Earlier the computer recorded that in the past 12 months you used [TRFILL2] in a way a doctor did not direct you to use [TRNUMFILL]?

During the past 12 months, was there a month or more when you spent a lot of your time getting or using prescription tranquilizers?

(DRTR01)

TRQLLOTTM¹

Len : 2 SPENT MONTH/MORE GETTING/USING TRN PAST 12 MOS

	Freq	Pct
1 = Yes.....	54	0.16
2 = No.....	607	1.85
83 = DID NOT MISUSE TRANQUILIZERS PST 12 MOS Log assn	117	0.36
85 = BAD DATA Logically assigned.....	2	0.01
91 = NEVER USED/MISUSED TRANQUILIZERS.....	31216	94.90
93 = DID NOT MISUSE TRANQUILIZERS IN THE PAST 12 MOS.....	713	2.17
94 = DON'T KNOW.....	2	0.01
98 = BLANK (NO ANSWER)	182	0.55

During the past 12 months, was there a month or more when you spent a lot of your time getting over the effects of the prescription tranquilizers you used?

(DRTR02)

TRQLGTOVR¹

Len : 2 MONTH+ SPENT GETTING OVER TRN EFFECTS PST 12 MOS

	Freq	Pct
1 = Yes.....	5	0.02
2 = No.....	603	1.83
83 = DID NOT MISUSE TRANQUILIZERS PST 12 MOS Log assn	117	0.36
91 = NEVER USED/MISUSED TRANQUILIZERS.....	31216	94.90
93 = DID NOT MISUSE TRANQUILIZERS IN THE PAST 12 MOS.....	713	2.17
94 = DON'T KNOW.....	1	0.00
98 = BLANK (NO ANSWER)	184	0.56
99 = LEGITIMATE SKIP.....	54	0.16

During the past 12 months, did you try to set limits on how often or how much prescription tranquilizers you would use?

(DRTR04)

TRQLLIMIT¹

Len : 2 SET LIMITS ON TRANQUILIZER USE PAST 12 MONTHS

	Freq	Pct
1 = Yes.....	133	0.40
2 = No.....	528	1.61
83 = DID NOT MISUSE TRANQUILIZERS PST 12 MOS Log assn	117	0.36
85 = BAD DATA Logically assigned.....	2	0.01
91 = NEVER USED/MISUSED TRANQUILIZERS.....	31216	94.90
93 = DID NOT MISUSE TRANQUILIZERS IN THE PAST 12 MOS.....	713	2.17
94 = DON'T KNOW.....	2	0.01
98 = BLANK (NO ANSWER)	182	0.55

SUBSTANCE DEPENDENCE AND ABUSE

Were you able to keep to the limits you set, or did you often use prescription tranquilizers more than you intended to?

(DRTR05)

TRQLKPLMT¹

Len : 2 ABLE TO KEEP LIMITS OR USE MORE TRN PAST 12 MOS

	Freq	Pct
1 = Usually kept to the limits set.....	112	0.34
2 = Often used more than intended	21	0.06
83 = DID NOT MISUSE TRANQUILIZERS PST 12 MOS Log assn	117	0.36
85 = BAD DATA Logically assigned.....	2	0.01
91 = NEVER USED/MISUSED TRANQUILIZERS	31216	94.90
93 = DID NOT MISUSE TRANQUILIZERS IN THE PAST 12 MOS.....	713	2.17
98 = BLANK (NO ANSWER)	184	0.56
99 = LEGITIMATE SKIP.....	528	1.61

During the past 12 months, did you need to use more prescription tranquilizers than you used to in order to get the effect you wanted?

(DRTR06)

TRQLNDMOR¹

Len : 2 NEEDED MORE TRN TO GET SAME EFFECT PST 12 MOS

	Freq	Pct
1 = Yes.....	72	0.22
2 = No.....	588	1.79
83 = DID NOT MISUSE TRANQUILIZERS PST 12 MOS Log assn	117	0.36
85 = BAD DATA Logically assigned.....	2	0.01
91 = NEVER USED/MISUSED TRANQUILIZERS	31216	94.90
93 = DID NOT MISUSE TRANQUILIZERS IN THE PAST 12 MOS.....	713	2.17
94 = DON'T KNOW.....	3	0.01
98 = BLANK (NO ANSWER)	182	0.55

During the past 12 months, did you notice that using the same amount of prescription tranquilizers had less effect on you than it used to?

(DRTR07)

TRQLLSEFT¹

Len : 2 USING SAME AMT TRN HAD LESS EFFECT PAST 12 MOS

	Freq	Pct
1 = Yes.....	19	0.06
2 = No.....	567	1.72
83 = DID NOT MISUSE TRANQUILIZERS PST 12 MOS Log assn	117	0.36
91 = NEVER USED/MISUSED TRANQUILIZERS	31216	94.90
93 = DID NOT MISUSE TRANQUILIZERS IN THE PAST 12 MOS.....	713	2.17
94 = DON'T KNOW.....	4	0.01
97 = REFUSED	1	0.00
98 = BLANK (NO ANSWER)	184	0.56
99 = LEGITIMATE SKIP.....	72	0.22

During the past 12 months, did you want to or try to cut down or stop using prescription tranquilizers?

(DRTR08)

TRQLCUTDN¹

Len : 2 WANT/TRY TO CUT DOWN/STOP USING TRN PAST 12 MOS

	Freq	Pct
1 = Yes.....	165	0.50
2 = No.....	494	1.50
83 = DID NOT MISUSE TRANQUILIZERS PST 12 MOS Log assn	117	0.36
85 = BAD DATA Logically assigned.....	2	0.01
91 = NEVER USED/MISUSED TRANQUILIZERS	31216	94.90
93 = DID NOT MISUSE TRANQUILIZERS IN THE PAST 12 MOS.....	713	2.17
94 = DON'T KNOW.....	2	0.01
97 = REFUSED	2	0.01
98 = BLANK (NO ANSWER)	182	0.55

SUBSTANCE DEPENDENCE AND ABUSE

During the past 12 months, were you able to cut down or stop using prescription tranquilizers every time you wanted to or tried to?

(DRTR09)

TRQLCUTEV¹

Len : 2 ABLE TO CUT/STOP USING TRN EVERY TIME PAST 12 MOS

	Freq	Pct
1 = Yes.....	146	0.44
2 = No.....	19	0.06
83 = DID NOT MISUSE TRANQUILIZERS PST 12 MOS Log assn	117	0.36
85 = BAD DATA Logically assigned.....	2	0.01
91 = NEVER USED/MISUSED TRANQUILIZERS	31216	94.90
93 = DID NOT MISUSE TRANQUILIZERS IN THE PAST 12 MOS.....	713	2.17
97 = REFUSED	2	0.01
98 = BLANK (NO ANSWER)	184	0.56
99 = LEGITIMATE SKIP.....	494	1.50

During the past 12 months, did you have any problems with your emotions, nerves, or mental health that were probably caused or made worse by your use of prescription tranquilizers?

(DRTR13)

TRQLEMOPB¹

Len : 2 TRN CAUSE PRBS WITH EMOT/NERVES PAST 12 MOS

	Freq	Pct
1 = Yes.....	57	0.17
2 = No.....	603	1.83
83 = DID NOT MISUSE TRANQUILIZERS PST 12 MOS Log assn	117	0.36
85 = BAD DATA Logically assigned.....	2	0.01
91 = NEVER USED/MISUSED TRANQUILIZERS	31216	94.90
93 = DID NOT MISUSE TRANQUILIZERS IN THE PAST 12 MOS.....	713	2.17
94 = DON'T KNOW	1	0.00
97 = REFUSED	2	0.01
98 = BLANK (NO ANSWER)	182	0.55

Did you continue to use prescription tranquilizers even though you thought this was causing you to have problems with your emotions, nerves, or mental health?

(DRTR14)

TRQLEMCTD¹

Len : 2 CONTD TO USE TRN DESPITE EMOT PRBS

	Freq	Pct
1 = Yes.....	40	0.12
2 = No.....	17	0.05
83 = DID NOT MISUSE TRANQUILIZERS PST 12 MOS Log assn	117	0.36
85 = BAD DATA Logically assigned.....	2	0.01
91 = NEVER USED/MISUSED TRANQUILIZERS	31216	94.90
93 = DID NOT MISUSE TRANQUILIZERS IN THE PAST 12 MOS.....	713	2.17
97 = REFUSED	2	0.01
98 = BLANK (NO ANSWER)	183	0.56
99 = LEGITIMATE SKIP.....	603	1.83

During the past 12 months, did you have any physical health problems that were probably caused or made worse by your use of prescription tranquilizers?

(DRTR15)

TRQLPHLPB¹

Len : 2 ANY PHYS PRBS CAUSED/WORSND BY TRN PST 12 MOS

	Freq	Pct
1 = Yes.....	13	0.04
2 = No.....	606	1.84
83 = DID NOT MISUSE TRANQUILIZERS PST 12 MOS Log assn	117	0.36
91 = NEVER USED/MISUSED TRANQUILIZERS	31216	94.90
93 = DID NOT MISUSE TRANQUILIZERS IN THE PAST 12 MOS.....	713	2.17
94 = DON'T KNOW	1	0.00
97 = REFUSED	2	0.01
98 = BLANK (NO ANSWER)	185	0.56
99 = LEGITIMATE SKIP.....	40	0.12

SUBSTANCE DEPENDENCE AND ABUSE

Did you continue to use prescription tranquilizers even though you thought this was causing you to have physical problems?

(DRTR16)

TRQLPHCTD¹

Len : 2 CONTD TO USE TRN DESPITE PHYS PRBS

	Freq	Pct
1 = Yes.....	5	0.02
2 = No.....	8	0.02
83 = DID NOT MISUSE TRANQUILIZERS PST 12 MOS Log assn	117	0.36
91 = NEVER USED/MISUSED TRANQUILIZERS	31216	94.90
93 = DID NOT MISUSE TRANQUILIZERS IN THE PAST 12 MOS.....	713	2.17
97 = REFUSED	2	0.01
98 = BLANK (NO ANSWER)	186	0.57
99 = LEGITIMATE SKIP.....	646	1.96

This question is about important activities such as working, going to school, taking care of children, doing fun things such as hobbies and sports, and spending time with friends and family.

During the past 12 months, did using prescription tranquilizers cause you to give up or spend less time doing these types of important activities?

(DRTR17)

TRQLLSACT¹

Len : 2 LESS ACTIVITIES B/C OF TRN USE PAST 12 MOS

	Freq	Pct
1 = Yes.....	41	0.12
2 = No.....	618	1.88
83 = DID NOT MISUSE TRANQUILIZERS PST 12 MOS Log assn	117	0.36
85 = BAD DATA Logically assigned.....	2	0.01
91 = NEVER USED/MISUSED TRANQUILIZERS	31216	94.90
93 = DID NOT MISUSE TRANQUILIZERS IN THE PAST 12 MOS.....	713	2.17
94 = DON'T KNOW.....	1	0.00
97 = REFUSED	2	0.01
98 = BLANK (NO ANSWER)	183	0.56

Sometimes people who use prescription tranquilizers have serious problems at home, work or school - such as:

- neglecting their children
- missing work or school
- doing a poor job at work or school
- losing a job or dropping out of school

During the past 12 months, did using prescription tranquilizers cause you to have serious problems like this either at home, work, or school?

(DRTR18)

TRQLSERPB¹

Len : 2 TRN CAUSE SERS PRBS AT HOME/WORK/SCH PST 12 MOS

	Freq	Pct
1 = Yes.....	38	0.12
2 = No.....	621	1.89
83 = DID NOT MISUSE TRANQUILIZERS PST 12 MOS Log assn	117	0.36
85 = BAD DATA Logically assigned.....	2	0.01
91 = NEVER USED/MISUSED TRANQUILIZERS	31216	94.90
93 = DID NOT MISUSE TRANQUILIZERS IN THE PAST 12 MOS.....	713	2.17
94 = DON'T KNOW.....	1	0.00
97 = REFUSED	2	0.01
98 = BLANK (NO ANSWER)	183	0.56

During the past 12 months, did you regularly use prescription tranquilizers and then do something where using prescription tranquilizers might have put you in physical danger?

(DRTR19)

TRQLPDANG¹

Len : 2 USING TRN AND DO DANGEROUS ACTIVITIES PST 12 MOS

	Freq	Pct
1 = Yes.....	42	0.13
2 = No.....	617	1.88
83 = DID NOT MISUSE TRANQUILIZERS PST 12 MOS Log assn	117	0.36
85 = BAD DATA Logically assigned.....	2	0.01
91 = NEVER USED/MISUSED TRANQUILIZERS	31216	94.90
93 = DID NOT MISUSE TRANQUILIZERS IN THE PAST 12 MOS.....	713	2.17
94 = DON'T KNOW.....	1	0.00
97 = REFUSED	2	0.01
98 = BLANK (NO ANSWER)	183	0.56

SUBSTANCE DEPENDENCE AND ABUSE

During the past 12 months, did using prescription tranquilizers cause you to do things that repeatedly got you in trouble with the law?

(DRTR20)

TRQLLAWTR¹

Len : 2 USING TRN CAUSE PRBS WITH LAW PAST 12 MOS

	Freq	Pct
1 = Yes.....	13	0.04
2 = No.....	645	1.96
83 = DID NOT MISUSE TRANQUILIZERS PST 12 MOS Log assn	117	0.36
85 = BAD DATA Logically assigned.....	2	0.01
91 = NEVER USED/MISUSED TRANQUILIZERS	31216	94.90
93 = DID NOT MISUSE TRANQUILIZERS IN THE PAST 12 MOS.....	713	2.17
94 = DON'T KNOW.....	2	0.01
97 = REFUSED	2	0.01
98 = BLANK (NO ANSWER)	183	0.56

During the past 12 months, did you have any problems with family or friends that were probably caused by your use of prescription tranquilizers?

(DRTR21)

TRQLFMFBP¹

Len : 2 USING TRN CAUSE PRBS W/FAMILY/FRIENDS PST 12 MOS

	Freq	Pct
1 = Yes.....	44	0.13
2 = No.....	613	1.86
83 = DID NOT MISUSE TRANQUILIZERS PST 12 MOS Log assn	117	0.36
85 = BAD DATA Logically assigned.....	2	0.01
91 = NEVER USED/MISUSED TRANQUILIZERS	31216	94.90
93 = DID NOT MISUSE TRANQUILIZERS IN THE PAST 12 MOS.....	713	2.17
94 = DON'T KNOW.....	2	0.01
97 = REFUSED	3	0.01
98 = BLANK (NO ANSWER)	183	0.56

Did you continue to use prescription tranquilizers even though you thought this caused problems with family or friends?

(DRTR22)

TRQLFMCTD¹

Len : 2 CONTD TO USE TRN DESPITE PRBS W/ FAM/FRNDS

	Freq	Pct
1 = Yes.....	26	0.08
2 = No.....	18	0.05
83 = DID NOT MISUSE TRANQUILIZERS PST 12 MOS Log assn	117	0.36
85 = BAD DATA Logically assigned.....	2	0.01
91 = NEVER USED/MISUSED TRANQUILIZERS	31216	94.90
93 = DID NOT MISUSE TRANQUILIZERS IN THE PAST 12 MOS.....	713	2.17
97 = REFUSED	3	0.01
98 = BLANK (NO ANSWER)	185	0.56
99 = LEGITIMATE SKIP.....	613	1.86

Think about your use of prescription stimulants during the past 12 months as you answer these next questions. Remember, we are only interested in your use of prescription stimulants that you used in a way a doctor did not direct you to.

Earlier the computer recorded that in the past 12 months you used [STFILL2] in a way a doctor did not direct you to use [STNUMFILL]?

During the past 12 months, was there a month or more when you spent a lot of your time getting or using prescription stimulants?

(DRST01)

STIMLOTTM¹

Len : 2 SPENT MONTH/MORE GETTING/USING STM PAST 12 MOS

	Freq	Pct
1 = Yes.....	67	0.20
2 = No.....	688	2.09
83 = DID NOT MISUSE STIMULANTS PST 12 MOS Log assn	65	0.20
85 = BAD DATA Logically assigned.....	2	0.01
91 = NEVER USED/MISUSED STIMULANTS	30970	94.15
93 = DID NOT MISUSE STIMULANTS IN THE PAST 12 MOS.....	922	2.80
94 = DON'T KNOW.....	2	0.01
97 = REFUSED	1	0.00
98 = BLANK (NO ANSWER)	176	0.54

SUBSTANCE DEPENDENCE AND ABUSE

During the past 12 months, was there a month or more when you spent a lot of your time getting over the effects of the prescription stimulants you used?

(DRST02)

STIMGTOVR¹

Len : 2 MONTH+ SPENT GETTING OVER STM EFFECTS PST 12 MOS

	Freq	Pct
1 = Yes.....	10	0.03
2 = No.....	678	2.06
83 = DID NOT MISUSE STIMULANTS PST 12 MOS Log assn	65	0.20
91 = NEVER USED/MISUSED STIMULANTS	30970	94.15
93 = DID NOT MISUSE STIMULANTS IN THE PAST 12 MOS.....	922	2.80
94 = DON'T KNOW.....	1	0.00
97 = REFUSED	2	0.01
98 = BLANK (NO ANSWER)	178	0.54
99 = LEGITIMATE SKIP.....	67	0.20

During the past 12 months, did you try to set limits on how often or how much prescription stimulants you would use?

(DRST04)

STIMLIMIT¹

Len : 2 SET LIMITS ON STIMULANT USE PAST 12 MONTHS

	Freq	Pct
1 = Yes.....	176	0.54
2 = No.....	579	1.76
83 = DID NOT MISUSE STIMULANTS PST 12 MOS Log assn	65	0.20
85 = BAD DATA Logically assigned.....	2	0.01
91 = NEVER USED/MISUSED STIMULANTS	30970	94.15
93 = DID NOT MISUSE STIMULANTS IN THE PAST 12 MOS.....	922	2.80
94 = DON'T KNOW.....	2	0.01
97 = REFUSED	1	0.00
98 = BLANK (NO ANSWER)	176	0.54

Were you able to keep to the limits you set, or did you often use prescription stimulants more than you intended to?

(DRST05)

STIMKPLMT¹

Len : 2 ABLE TO KEEP LIMITS OR USE MORE STM PAST 12 MOS

	Freq	Pct
1 = Usually kept to the limits set.....	143	0.43
2 = Often used more than intended	33	0.10
83 = DID NOT MISUSE STIMULANTS PST 12 MOS Log assn	65	0.20
85 = BAD DATA Logically assigned.....	2	0.01
91 = NEVER USED/MISUSED STIMULANTS	30970	94.15
93 = DID NOT MISUSE STIMULANTS IN THE PAST 12 MOS.....	922	2.80
97 = REFUSED	1	0.00
98 = BLANK (NO ANSWER)	178	0.54
99 = LEGITIMATE SKIP.....	579	1.76

During the past 12 months, did you need to use more prescription stimulants than you used to in order to get the effect you wanted?

(DRST06)

STIMNDMOR¹

Len : 2 NEEDED MORE STM TO GET SAME EFFECT PST 12 MOS

	Freq	Pct
1 = Yes.....	83	0.25
2 = No.....	673	2.05
83 = DID NOT MISUSE STIMULANTS PST 12 MOS Log assn	65	0.20
85 = BAD DATA Logically assigned.....	2	0.01
91 = NEVER USED/MISUSED STIMULANTS	30970	94.15
93 = DID NOT MISUSE STIMULANTS IN THE PAST 12 MOS.....	922	2.80
94 = DON'T KNOW.....	1	0.00
97 = REFUSED	1	0.00
98 = BLANK (NO ANSWER)	176	0.54

SUBSTANCE DEPENDENCE AND ABUSE

During the past 12 months, did you notice that using the same amount of prescription stimulants had less effect on you than it used to?

(DRST07)
STIMLSEFX¹

Len : 2 USING SAME AMT STM HAD LESS EFFECT PAST 12 MOS

	Freq	Pct
1 = Yes.....	30	0.09
2 = No.....	643	1.95
83 = DID NOT MISUSE STIMULANTS PST 12 MOS Log assn	65	0.20
91 = NEVER USED/MISUSED STIMULANTS	30970	94.15
93 = DID NOT MISUSE STIMULANTS IN THE PAST 12 MOS.....	922	2.80
94 = DON'T KNOW.....	1	0.00
97 = REFUSED	1	0.00
98 = BLANK (NO ANSWER)	178	0.54
99 = LEGITIMATE SKIP.....	83	0.25

During the past 12 months, did you want to or try to cut down or stop using prescription stimulants?

(DRST08)
STIMCUTDN¹

Len : 2 WANT/TRY TO CUT DOWN/STOP USING STM PAST 12 MOS

	Freq	Pct
1 = Yes.....	191	0.58
2 = No.....	563	1.71
83 = DID NOT MISUSE STIMULANTS PST 12 MOS Log assn	65	0.20
85 = BAD DATA Logically assigned.....	2	0.01
91 = NEVER USED/MISUSED STIMULANTS	30970	94.15
93 = DID NOT MISUSE STIMULANTS IN THE PAST 12 MOS.....	922	2.80
94 = DON'T KNOW.....	2	0.01
97 = REFUSED	2	0.01
98 = BLANK (NO ANSWER)	176	0.54

During the past 12 months, were you able to cut down or stop using prescription stimulants every time you wanted to or tried to?

(DRST09)
STIMCUTEV¹

Len : 2 ABLE TO CUT/STOP USING STM EVERY TIME PAST 12 MOS

	Freq	Pct
1 = Yes.....	166	0.50
2 = No.....	25	0.08
83 = DID NOT MISUSE STIMULANTS PST 12 MOS Log assn	65	0.20
85 = BAD DATA Logically assigned.....	2	0.01
91 = NEVER USED/MISUSED STIMULANTS	30970	94.15
93 = DID NOT MISUSE STIMULANTS IN THE PAST 12 MOS.....	922	2.80
97 = REFUSED	2	0.01
98 = BLANK (NO ANSWER)	178	0.54
99 = LEGITIMATE SKIP.....	563	1.71

During the past 12 months, did you cut down or stop using prescription stimulants at least one time?

(DRST10)
STIMCUTIX¹

Len : 2 CUT DOWN OR STOP USING STM AT LEAST 1X PST 12 MOS

	Freq	Pct
1 = Yes.....	141	0.43
2 = No.....	448	1.36
83 = DID NOT MISUSE STIMULANTS PST 12 MOS Log assn	65	0.20
91 = NEVER USED/MISUSED STIMULANTS	30970	94.15
93 = DID NOT MISUSE STIMULANTS IN THE PAST 12 MOS.....	922	2.80
94 = DON'T KNOW.....	2	0.01
97 = REFUSED	1	0.00
98 = BLANK (NO ANSWER)	178	0.54
99 = LEGITIMATE SKIP.....	166	0.50

SUBSTANCE DEPENDENCE AND ABUSE

During the past 12 months, have you felt kind of blue or down when you cut down or stopped using prescription stimulants?

(DRST10A)

STIMFLBLU¹

Len : 2 WHEN CUT DOWN ON STM, FELT BLUE PAST 12 MONTHS

	Freq	Pct
1 = Yes.....	79	0.24
2 = No.....	227	0.69
83 = DID NOT MISUSE STIMULANTS PST 12 MOS Log assn	65	0.20
85 = BAD DATA Logically assigned.....	2	0.01
91 = NEVER USED/MISUSED STIMULANTS	30970	94.15
93 = DID NOT MISUSE STIMULANTS IN THE PAST 12 MOS.....	922	2.80
94 = DON'T KNOW.....	1	0.00
97 = REFUSED	1	0.00
98 = BLANK (NO ANSWER)	178	0.54
99 = LEGITIMATE SKIP.....	448	1.36

Please look at the symptoms listed below. During the past 12 months, did you have 2 or more of these symptoms after you cut back or stopped using prescription stimulants?

- Feeling tired or exhausted
- Having bad dreams
- Having trouble sleeping or sleeping more than you normally do
- Feeling hungry more often
- Feeling either very slowed down or like you couldn't sit still

(DRST11)

STIMWWD2SX¹

Len : 2 HAD 2+ STM WITHDRAWAL SYMPTOMS PST 12 MOS

	Freq	Pct
1 = Yes.....	70	0.21
2 = No.....	9	0.03
83 = DID NOT MISUSE STIMULANTS PST 12 MOS Log assn	65	0.20
85 = BAD DATA Logically assigned.....	2	0.01
91 = NEVER USED/MISUSED STIMULANTS	30970	94.15
93 = DID NOT MISUSE STIMULANTS IN THE PAST 12 MOS.....	922	2.80
97 = REFUSED	1	0.00
98 = BLANK (NO ANSWER)	179	0.54
99 = LEGITIMATE SKIP.....	675	2.05

Please look at the symptoms listed below. During the past 12 months, did you have 2 or more of these symptoms at the same time that lasted for longer than a day after you cut back or stopped using prescription stimulants?

- Feeling tired or exhausted
- Having bad dreams
- Having trouble sleeping or sleeping more than you normally do
- Feeling hungry more often
- Feeling either very slowed down or like you couldn't sit still

(DRST12)

STIMWDSMT¹

Len : 2 HAD 2+ STM WDRAW SYM AT SAME TIME PAST 12 MOS

	Freq	Pct
1 = Yes.....	54	0.16
2 = No.....	16	0.05
83 = DID NOT MISUSE STIMULANTS PST 12 MOS Log assn	65	0.20
85 = BAD DATA Logically assigned.....	2	0.01
91 = NEVER USED/MISUSED STIMULANTS	30970	94.15
93 = DID NOT MISUSE STIMULANTS IN THE PAST 12 MOS.....	922	2.80
97 = REFUSED	1	0.00
98 = BLANK (NO ANSWER)	179	0.54
99 = LEGITIMATE SKIP.....	684	2.08

SUBSTANCE DEPENDENCE AND ABUSE

During the past 12 months, did you have any problems with your emotions, nerves, or mental health that were probably caused or made worse by your use of prescription stimulants?

(DRST13)

STIMEMOPB¹

Len : 2 STM CAUSE PRBS WITH EMOT/NERVES PAST 12 MOS

	Freq	Pct
1 = Yes.....	87	0.26
2 = No.....	669	2.03
83 = DID NOT MISUSE STIMULANTS PST 12 MOS Log assn	65	0.20
85 = BAD DATA Logically assigned.....	2	0.01
91 = NEVER USED/MISUSED STIMULANTS	30970	94.15
93 = DID NOT MISUSE STIMULANTS IN THE PAST 12 MOS.....	922	2.80
94 = DON'T KNOW.....	1	0.00
97 = REFUSED	1	0.00
98 = BLANK (NO ANSWER)	176	0.54

Did you continue to use prescription stimulants even though you thought this was causing you to have problems with your emotions, nerves, or mental health?

(DRST14)

STIMEMCTD¹

Len : 2 CONTD TO USE STM DESPITE EMOT PRBS

	Freq	Pct
1 = Yes.....	53	0.16
2 = No.....	34	0.10
83 = DID NOT MISUSE STIMULANTS PST 12 MOS Log assn	65	0.20
85 = BAD DATA Logically assigned.....	2	0.01
91 = NEVER USED/MISUSED STIMULANTS	30970	94.15
93 = DID NOT MISUSE STIMULANTS IN THE PAST 12 MOS.....	922	2.80
97 = REFUSED	1	0.00
98 = BLANK (NO ANSWER)	177	0.54
99 = LEGITIMATE SKIP.....	669	2.03

During the past 12 months, did you have any physical health problems that were probably caused or made worse by your use of prescription stimulants?

(DRST15)

STIMPHLPB¹

Len : 2 ANY PHYS PRBS CAUSED/WORSND BY STM PST 12 MOS

	Freq	Pct
1 = Yes.....	19	0.06
2 = No.....	684	2.08
83 = DID NOT MISUSE STIMULANTS PST 12 MOS Log assn	65	0.20
91 = NEVER USED/MISUSED STIMULANTS	30970	94.15
93 = DID NOT MISUSE STIMULANTS IN THE PAST 12 MOS.....	922	2.80
94 = DON'T KNOW.....	1	0.00
97 = REFUSED	1	0.00
98 = BLANK (NO ANSWER)	178	0.54
99 = LEGITIMATE SKIP.....	53	0.16

Did you continue to use prescription stimulants even though this was causing you to have physical problems?

(DRST16)

STIMPHCTD¹

Len : 2 CONTD TO USE STM DESPITE PHYS PRBS

	Freq	Pct
1 = Yes.....	7	0.02
2 = No.....	12	0.04
83 = DID NOT MISUSE STIMULANTS PST 12 MOS Log assn	65	0.20
91 = NEVER USED/MISUSED STIMULANTS	30970	94.15
93 = DID NOT MISUSE STIMULANTS IN THE PAST 12 MOS.....	922	2.80
97 = REFUSED	1	0.00
98 = BLANK (NO ANSWER)	179	0.54
99 = LEGITIMATE SKIP.....	737	2.24

SUBSTANCE DEPENDENCE AND ABUSE

This question is about important activities such as working, going to school, taking care of children, doing fun things such as hobbies and sports, and spending time with friends and family.

During the past 12 months, did using prescription stimulants cause you to give up or spend less time doing these types of important activities?

(DRST17)

STIMLSACT¹

Len : 2 LESS ACTIVITIES B/C OF STM USE PAST 12 MOS

	Freq	Pct
1 = Yes.....	37	0.11
2 = No.....	720	2.19
83 = DID NOT MISUSE STIMULANTS PST 12 MOS Log assn	65	0.20
85 = BAD DATA Logically assigned.....	2	0.01
91 = NEVER USED/MISUSED STIMULANTS	30970	94.15
93 = DID NOT MISUSE STIMULANTS IN THE PAST 12 MOS.....	922	2.80
97 = REFUSED	1	0.00
98 = BLANK (NO ANSWER)	176	0.54

Sometimes people who use prescription stimulants have serious problems at home, work or school - such as:

- neglecting their children
- missing work or school
- doing a poor job at work or school
- losing a job or dropping out of school

During the past 12 months, did using prescription stimulants cause you to have serious problems like this either at home, work, or school?

(DRST18)

STIMSERPB¹

Len : 2 STM CAUSE SERS PRBS AT HOME/WORK/SCH PST 12 MOS

	Freq	Pct
1 = Yes.....	35	0.11
2 = No.....	722	2.19
83 = DID NOT MISUSE STIMULANTS PST 12 MOS Log assn	65	0.20
85 = BAD DATA Logically assigned.....	2	0.01
91 = NEVER USED/MISUSED STIMULANTS	30970	94.15
93 = DID NOT MISUSE STIMULANTS IN THE PAST 12 MOS.....	922	2.80
97 = REFUSED	1	0.00
98 = BLANK (NO ANSWER)	176	0.54

During the past 12 months, did you regularly use prescription stimulants and then do something where using prescription stimulants might have put you in physical danger?

(DRST19)

STIMPDANG¹

Len : 2 USING STM AND DO DANGEROUS ACTIVITIES PST 12 MOS

	Freq	Pct
1 = Yes.....	18	0.05
2 = No.....	738	2.24
83 = DID NOT MISUSE STIMULANTS PST 12 MOS Log assn	65	0.20
85 = BAD DATA Logically assigned.....	2	0.01
91 = NEVER USED/MISUSED STIMULANTS	30970	94.15
93 = DID NOT MISUSE STIMULANTS IN THE PAST 12 MOS.....	922	2.80
94 = DON'T KNOW.....	1	0.00
97 = REFUSED	1	0.00
98 = BLANK (NO ANSWER)	176	0.54

During the past 12 months, did using prescription stimulants cause you to do things that repeatedly got you in trouble with the law?

(DRST20)

STIMLAWTR¹

Len : 2 USING STM CAUSE PRBS WITH LAW PAST 12 MOS

	Freq	Pct
1 = Yes.....	10	0.03
2 = No.....	747	2.27
83 = DID NOT MISUSE STIMULANTS PST 12 MOS Log assn	65	0.20
85 = BAD DATA Logically assigned.....	2	0.01
91 = NEVER USED/MISUSED STIMULANTS	30970	94.15
93 = DID NOT MISUSE STIMULANTS IN THE PAST 12 MOS.....	922	2.80
97 = REFUSED	1	0.00
98 = BLANK (NO ANSWER)	176	0.54

SUBSTANCE DEPENDENCE AND ABUSE

During the past 12 months, did you have any problems with family or friends that were probably caused by your use of prescription stimulants?

(DRST21)

STIMFMFPB¹

Len : 2 USING STM CAUSE PRBS W/FAMILY/FRIENDS PST 12 MOS

	Freq	Pct
1 = Yes.....	28	0.09
2 = No.....	729	2.22
83 = DID NOT MISUSE STIMULANTS PST 12 MOS Log assn	65	0.20
85 = BAD DATA Logically assigned.....	2	0.01
91 = NEVER USED/MISUSED STIMULANTS	30970	94.15
93 = DID NOT MISUSE STIMULANTS IN THE PAST 12 MOS.....	922	2.80
97 = REFUSED	1	0.00
98 = BLANK (NO ANSWER)	176	0.54

Did you continue to use prescription stimulants even though you thought this caused problems with family or friends?

(DRST22)

STIMFMCTD¹

Len : 2 CONTD TO USE STM DESPITE PRBS W/ FAM/FRNDS

	Freq	Pct
1 = Yes.....	20	0.06
2 = No.....	8	0.02
83 = DID NOT MISUSE STIMULANTS PST 12 MOS Log assn	65	0.20
85 = BAD DATA Logically assigned.....	2	0.01
91 = NEVER USED/MISUSED STIMULANTS	30970	94.15
93 = DID NOT MISUSE STIMULANTS IN THE PAST 12 MOS.....	922	2.80
97 = REFUSED	1	0.00
98 = BLANK (NO ANSWER)	176	0.54
99 = LEGITIMATE SKIP.....	729	2.22

Think about your use of prescription sedatives during the past 12 months as you answer these next questions. Remember, we are only interested in your use of prescription sedatives that you used in a way a doctor did not direct you to.

Earlier the computer recorded that in the past 12 months you used [SVFILL2] in a way a doctor did not direct you to use [SVNUMFILL]?

During the past 12 months, was there a month or more when you spent a lot of your time getting or using prescription sedatives?

(DRSV01)

SEDVLOTTM¹

Len : 2 SPENT MONTH/MORE GETTING/USING SED PAST 12 MOS

	Freq	Pct
1 = Yes.....	9	0.03
2 = No.....	138	0.42
83 = DID NOT MISUSE SEDATIVES PST 12 MOS Log assn.....	103	0.31
85 = BAD DATA Logically assigned.....	3	0.01
91 = NEVER USED/MISUSED SEDATIVES	31902	96.99
93 = DID NOT MISUSE SEDATIVES PST 12 MOS.....	537	1.63
97 = REFUSED	1	0.00
98 = BLANK (NO ANSWER)	200	0.61

During the past 12 months, was there a month or more when you spent a lot of your time getting over the effects of the prescription sedatives you used?

(DRSV02)

SEDVGTOVR¹

Len : 2 MONTH+ SPENT GETTING OVER SED EFFECTS PST 12 MOS

	Freq	Pct
1 = Yes.....	4	0.01
2 = No.....	134	0.41
83 = DID NOT MISUSE SEDATIVES PST 12 MOS Log assn.....	103	0.31
85 = BAD DATA Logically assigned.....	1	0.00
91 = NEVER USED/MISUSED SEDATIVES	31902	96.99
93 = DID NOT MISUSE SEDATIVES PST 12 MOS.....	537	1.63
97 = REFUSED	1	0.00
98 = BLANK (NO ANSWER)	202	0.61
99 = LEGITIMATE SKIP.....	9	0.03

SUBSTANCE DEPENDENCE AND ABUSE

During the past 12 months, did you try to set limits on how often or how much prescription sedatives you would use?

(DRSV04)
SEDVLIMIT¹

Len : 2	SET LIMITS ON SEDATIVE USE PAST 12 MONTHS		
		Freq	Pct
	1 = Yes.....	29	0.09
	2 = No.....	119	0.36
	83 = DID NOT MISUSE SEDATIVES PST 12 MOS Log assn.....	103	0.31
	85 = BAD DATA Logically assigned.....	3	0.01
	91 = NEVER USED/MISUSED SEDATIVES.....	31902	96.99
	93 = DID NOT MISUSE SEDATIVES PST 12 MOS.....	537	1.63
	98 = BLANK (NO ANSWER).....	200	0.61

Were you able to keep to the limits you set, or did you often use prescription sedatives more than you intended to?

(DRSV05)
SEDVKPLMT¹

Len : 2	ABLE TO KEEP LIMITS OR USE MORE SED PAST 12 MOS		
		Freq	Pct
	1 = Usually kept to the limits set.....	24	0.07
	2 = Often used more than intended.....	5	0.02
	83 = DID NOT MISUSE SEDATIVES PST 12 MOS Log assn.....	103	0.31
	85 = BAD DATA Logically assigned.....	2	0.01
	91 = NEVER USED/MISUSED SEDATIVES.....	31902	96.99
	93 = DID NOT MISUSE SEDATIVES PST 12 MOS.....	537	1.63
	98 = BLANK (NO ANSWER).....	201	0.61
	99 = LEGITIMATE SKIP.....	119	0.36

During the past 12 months, did you need to use more prescription sedatives than you used to in order to get the effect you wanted?

(DRSV06)
SEDVNDMOR¹

Len : 2	NEEDED MORE SED TO GET SAME EFFECT PST 12 MOS		
		Freq	Pct
	1 = Yes.....	20	0.06
	2 = No.....	128	0.39
	83 = DID NOT MISUSE SEDATIVES PST 12 MOS Log assn.....	103	0.31
	85 = BAD DATA Logically assigned.....	3	0.01
	91 = NEVER USED/MISUSED SEDATIVES.....	31902	96.99
	93 = DID NOT MISUSE SEDATIVES PST 12 MOS.....	537	1.63
	98 = BLANK (NO ANSWER).....	200	0.61

During the past 12 months, did you notice that using the same amount of prescription sedatives had less effect on you than it used to?

(DRSV07)
SEDVLSEFX¹

Len : 2	USING SAME AMT SED HAD LESS EFFECT PAST 12 MOS		
		Freq	Pct
	1 = Yes.....	9	0.03
	2 = No.....	119	0.36
	83 = DID NOT MISUSE SEDATIVES PST 12 MOS Log assn.....	103	0.31
	85 = BAD DATA Logically assigned.....	1	0.00
	91 = NEVER USED/MISUSED SEDATIVES.....	31902	96.99
	93 = DID NOT MISUSE SEDATIVES PST 12 MOS.....	537	1.63
	98 = BLANK (NO ANSWER).....	202	0.61
	99 = LEGITIMATE SKIP.....	20	0.06

During the past 12 months, did you want to or try to cut down or stop using prescription sedatives?

(DRSV08)
SEDVCUTDN¹

Len : 2	WANT/TRY TO CUT DOWN/STOP USING SED PAST 12 MOS		
		Freq	Pct
	1 = Yes.....	42	0.13
	2 = No.....	105	0.32
	83 = DID NOT MISUSE SEDATIVES PST 12 MOS Log assn.....	103	0.31
	85 = BAD DATA Logically assigned.....	3	0.01
	91 = NEVER USED/MISUSED SEDATIVES.....	31902	96.99
	93 = DID NOT MISUSE SEDATIVES PST 12 MOS.....	537	1.63
	97 = REFUSED.....	1	0.00
	98 = BLANK (NO ANSWER).....	200	0.61

SUBSTANCE DEPENDENCE AND ABUSE

During the past 12 months, were you able to cut down or stop using prescription sedatives every time you wanted to or tried to?

(DRSV09)

SEDVCUTEV¹

Len : 2 ABLE TO CUT/STOP USING SED EVERY TIME PAST 12 MOS

	Freq	Pct
1 = Yes.....	31	0.09
2 = No.....	11	0.03
83 = DID NOT MISUSE SEDATIVES PST 12 MOS Log assn.....	103	0.31
85 = BAD DATA Logically assigned.....	2	0.01
91 = NEVER USED/MISUSED SEDATIVES.....	31902	96.99
93 = DID NOT MISUSE SEDATIVES PST 12 MOS.....	537	1.63
97 = REFUSED.....	1	0.00
98 = BLANK (NO ANSWER).....	201	0.61
99 = LEGITIMATE SKIP.....	105	0.32

During the past 12 months, did you cut down or stop using prescription sedatives at least one time?

(DRSV10)

SEDVCUTIX¹

Len : 2 CUT DOWN OR STOP USING SED AT LEAST 1X PST 12 MOS

	Freq	Pct
1 = Yes.....	25	0.08
2 = No.....	91	0.28
83 = DID NOT MISUSE SEDATIVES PST 12 MOS Log assn.....	103	0.31
85 = BAD DATA Logically assigned.....	1	0.00
91 = NEVER USED/MISUSED SEDATIVES.....	31902	96.99
93 = DID NOT MISUSE SEDATIVES PST 12 MOS.....	537	1.63
97 = REFUSED.....	1	0.00
98 = BLANK (NO ANSWER).....	202	0.61
99 = LEGITIMATE SKIP.....	31	0.09

Please look at the symptoms listed below. During the past 12 months, did you have 2 or more of these symptoms after you cut back or stopped using prescription sedatives?

- Sweating or feeling that your heart was beating fast
- Having your hands tremble
- Having trouble sleeping or sleeping more than you normally do
- Vomiting or feeling nauseous
- Seeing, hearing, or feeling things that weren't really there
- Feeling like you couldn't sit still
- Feeling anxious
- Having seizures or fits

(DRSV11)

SEDVWDISX¹

Len : 2 HAD 2+ SED WITHDRAWAL SYMPTOM PST 12 MOS

	Freq	Pct
1 = Yes.....	11	0.03
2 = No.....	44	0.13
83 = DID NOT MISUSE SEDATIVES PST 12 MOS Log assn.....	103	0.31
85 = BAD DATA Logically assigned.....	2	0.01
91 = NEVER USED/MISUSED SEDATIVES.....	31902	96.99
93 = DID NOT MISUSE SEDATIVES PST 12 MOS.....	537	1.63
94 = DON'T KNOW.....	1	0.00
97 = REFUSED.....	1	0.00
98 = BLANK (NO ANSWER).....	201	0.61
99 = LEGITIMATE SKIP.....	91	0.28

SUBSTANCE DEPENDENCE AND ABUSE

Please look at the symptoms listed below. During the past 12 months, did you have 2 or more of these symptoms at the same time that lasted for longer than a day after you cut back or stopped using prescription sedatives?

- Sweating or feeling that your heart was beating fast
- Having your hands tremble
- Having trouble sleeping or sleeping more than you normally do
- Vomiting or feeling nauseous
- Seeing, hearing, or feeling things that weren't really there
- Feeling like you couldn't sit still
- Feeling anxious
- Having seizures or fits

(DRSV12)

SEDVWDSMT¹

Len : 2 HAD 2+ SED WDRAW SYM AT SAME TIME PAST 12 MOS

	Freq	Pct
1 = Yes.....	6	0.02
2 = No.....	5	0.02
83 = DID NOT MISUSE SEDATIVES PST 12 MOS Log assn.....	103	0.31
85 = BAD DATA Logically assigned.....	2	0.01
91 = NEVER USED/MISUSED SEDATIVES.....	31902	96.99
93 = DID NOT MISUSE SEDATIVES PST 12 MOS.....	537	1.63
97 = REFUSED.....	1	0.00
98 = BLANK (NO ANSWER).....	202	0.61
99 = LEGITIMATE SKIP.....	135	0.41

During the past 12 months, did you have any problems with your emotions, nerves, or mental health that were probably caused or made worse by your use of prescription sedatives?

(DRSV13)

SEDVEMOPB¹

Len : 2 SED CAUSE PRBS WITH EMOT/NERVES PAST 12 MOS

	Freq	Pct
1 = Yes.....	16	0.05
2 = No.....	131	0.40
83 = DID NOT MISUSE SEDATIVES PST 12 MOS Log assn.....	103	0.31
85 = BAD DATA Logically assigned.....	3	0.01
91 = NEVER USED/MISUSED SEDATIVES.....	31902	96.99
93 = DID NOT MISUSE SEDATIVES PST 12 MOS.....	537	1.63
97 = REFUSED.....	1	0.00
98 = BLANK (NO ANSWER).....	200	0.61

Did you continue to use prescription sedatives even though you thought this was causing you to have problems with your emotions, nerves, or mental health?

(DRSV14)

SEDVEMCTD¹

Len : 2 CONTD TO USE SED DESPITE EMOT PRBS

	Freq	Pct
1 = Yes.....	10	0.03
2 = No.....	6	0.02
83 = DID NOT MISUSE SEDATIVES PST 12 MOS Log assn.....	103	0.31
85 = BAD DATA Logically assigned.....	3	0.01
91 = NEVER USED/MISUSED SEDATIVES.....	31902	96.99
93 = DID NOT MISUSE SEDATIVES PST 12 MOS.....	537	1.63
97 = REFUSED.....	1	0.00
98 = BLANK (NO ANSWER).....	200	0.61
99 = LEGITIMATE SKIP.....	131	0.40

SUBSTANCE DEPENDENCE AND ABUSE

During the past 12 months, did you have any physical health problems that were probably caused or made worse by your use of prescription sedatives?

(DRSV15)

SEDVPHLPB¹

Len : 2 ANY PHYS PRBS CAUSED/WORSND BY SED PST 12 MOS

	Freq	Pct
1 = Yes.....	2	0.01
2 = No.....	135	0.41
83 = DID NOT MISUSE SEDATIVES PST 12 MOS Log assn.....	103	0.31
91 = NEVER USED/MISUSED SEDATIVES.....	31902	96.99
93 = DID NOT MISUSE SEDATIVES PST 12 MOS.....	537	1.63
97 = REFUSED.....	1	0.00
98 = BLANK (NO ANSWER).....	203	0.62
99 = LEGITIMATE SKIP.....	10	0.03

Did you continue to use prescription sedatives even though you thought this was causing you to have physical problems?

(DRSV16)

SEDVPHCTD¹

Len : 2 CONTD TO USE SED DESPITE PHYS PRBS

	Freq	Pct
1 = Yes.....	2	0.01
83 = DID NOT MISUSE SEDATIVES PST 12 MOS Log assn.....	103	0.31
91 = NEVER USED/MISUSED SEDATIVES.....	31902	96.99
93 = DID NOT MISUSE SEDATIVES PST 12 MOS.....	537	1.63
97 = REFUSED.....	1	0.00
98 = BLANK (NO ANSWER).....	203	0.62
99 = LEGITIMATE SKIP.....	145	0.44

This question is about important activities such as working, going to school, taking care of children, doing fun things such as hobbies and sports, and spending time with friends and family.

During the past 12 months, did using prescription sedatives cause you to give up or spend less time doing these types of important activities?

(DRSV17)

SEDVLSACT¹

Len : 2 LESS ACTIVITIES B/C OF SED USE PAST 12 MOS

	Freq	Pct
1 = Yes.....	10	0.03
2 = No.....	137	0.42
83 = DID NOT MISUSE SEDATIVES PST 12 MOS Log assn.....	103	0.31
85 = BAD DATA Logically assigned.....	3	0.01
91 = NEVER USED/MISUSED SEDATIVES.....	31902	96.99
93 = DID NOT MISUSE SEDATIVES PST 12 MOS.....	537	1.63
97 = REFUSED.....	1	0.00
98 = BLANK (NO ANSWER).....	200	0.61

Sometimes people who use prescription sedatives have serious problems at home, work or school - such as:

- neglecting their children
- missing work or school
- doing a poor job at work or school
- losing a job or dropping out of school

During the past 12 months, did using prescription sedatives cause you to have serious problems like this either at home, work, or school?

(DRSV18)

SEDVSERPB¹

Len : 2 SED CAUSE SERS PRBS AT HOME/WORK/SCH PST 12 MOS

	Freq	Pct
1 = Yes.....	12	0.04
2 = No.....	135	0.41
83 = DID NOT MISUSE SEDATIVES PST 12 MOS Log assn.....	103	0.31
85 = BAD DATA Logically assigned.....	3	0.01
91 = NEVER USED/MISUSED SEDATIVES.....	31902	96.99
93 = DID NOT MISUSE SEDATIVES PST 12 MOS.....	537	1.63
97 = REFUSED.....	1	0.00
98 = BLANK (NO ANSWER).....	200	0.61

SUBSTANCE DEPENDENCE AND ABUSE

During the past 12 months, did you regularly use prescription sedatives and then do something where using prescription sedatives might have put you in physical danger?

(DRSV19)

SEDVDPANG¹

Len : 2 USING SED AND DO DANGEROUS ACTIVITIES PST 12 MOS

	Freq	Pct
1 = Yes.....	5	0.02
2 = No.....	142	0.43
83 = DID NOT MISUSE SEDATIVES PST 12 MOS Log assn.....	103	0.31
85 = BAD DATA Logically assigned.....	3	0.01
91 = NEVER USED/MISUSED SEDATIVES.....	31902	96.99
93 = DID NOT MISUSE SEDATIVES PST 12 MOS.....	537	1.63
97 = REFUSED.....	1	0.00
98 = BLANK (NO ANSWER).....	200	0.61

During the past 12 months, did using prescription sedatives cause you to do things that repeatedly got you in trouble with the law?

(DRSV20)

SEDVLAWTR¹

Len : 2 USING SED CAUSE PRBS WITH LAW PAST 12 MOS

	Freq	Pct
1 = Yes.....	1	0.00
2 = No.....	146	0.44
83 = DID NOT MISUSE SEDATIVES PST 12 MOS Log assn.....	103	0.31
85 = BAD DATA Logically assigned.....	3	0.01
91 = NEVER USED/MISUSED SEDATIVES.....	31902	96.99
93 = DID NOT MISUSE SEDATIVES PST 12 MOS.....	537	1.63
97 = REFUSED.....	1	0.00
98 = BLANK (NO ANSWER).....	200	0.61

During the past 12 months, did you have any problems with family or friends that were probably caused by your use of prescription sedatives?

(DRSV21)

SEDVFMFPB¹

Len : 2 USING SED CAUSE PRBS W/FAMILY/FRIENDS PST 12 MOS

	Freq	Pct
1 = Yes.....	6	0.02
2 = No.....	141	0.43
83 = DID NOT MISUSE SEDATIVES PST 12 MOS Log assn.....	103	0.31
85 = BAD DATA Logically assigned.....	3	0.01
91 = NEVER USED/MISUSED SEDATIVES.....	31902	96.99
93 = DID NOT MISUSE SEDATIVES PST 12 MOS.....	537	1.63
97 = REFUSED.....	1	0.00
98 = BLANK (NO ANSWER).....	200	0.61

Did you continue to use prescription sedatives even though you thought this caused problems with family or friends?

(DRSV22)

SEDVFMCTD¹

Len : 2 CONTD TO USE SED DESPITE PRBS W/ FAM/FRNDS

	Freq	Pct
1 = Yes.....	5	0.02
2 = No.....	1	0.00
83 = DID NOT MISUSE SEDATIVES PST 12 MOS Log assn.....	103	0.31
85 = BAD DATA Logically assigned.....	3	0.01
91 = NEVER USED/MISUSED SEDATIVES.....	31902	96.99
93 = DID NOT MISUSE SEDATIVES PST 12 MOS.....	537	1.63
97 = REFUSED.....	1	0.00
98 = BLANK (NO ANSWER).....	200	0.61
99 = LEGITIMATE SKIP.....	141	0.43

SUBSTANCE DEPENDENCE AND ABUSE

The next set of variables (through the end of this section) are summary dependence and abuse measures for the drugs and drug families for which trends were broken for recency in the 2015 survey. These drugs / drug families are: hallucinogens, inhalants, methamphetamine, prescription pain relievers, prescription tranquilizers, prescription stimulants, and prescription sedatives. These variables include missing values, while the imputation-revised versions of these variables in which missing values are replaced with valid response categories are described in the "Imputed Substance Dependence and Abuse" section. Analogous versions of these variables for alcohol, marijuana, cocaine, and heroin appear in the "Recoded Substance Dependence and Abuse" section; those variables are presented in that section instead of in this one because they do not have missing values. Instead, respondents with missing values are classified as not having dependence and/or not having abuse. The construction of all dependence and abuse variables is described in more detail in the Nicotine Dependence and Substance Use Disorder appendix.

(*HALLUCYR, HALUCUTEV, HALUEMCTD, HALUGTOVR, HALUKPLMT, HALULOTTM, HALULSACT, HALULSEFX, HALUNDM, HALUNDMOR, HALUPHCTD, IRHALLUCREC*)

DEPENDHAL Len : 2 HALLUCINOGEN DEPENDENCE IN THE PAST YEAR

	Freq	Pct
. = Missing: Past year use known or imputed.....	53	0.16
0 = No.....	1100	3.34
1 = Yes.....	16	0.05
91 = NEVER USED HALLUCINOGENS	27753	84.37
93 = DID NOT USE HALLUCINOGENS IN THE PAST 12 MONTHS.....	3971	12.07

(*INHLYR, INHLUTEV, INHLEMCTD, INHLGTOVR, INHLKPLMT, INHLLOTTM, INHLLSACT, INHLLSEFX, INHLNDM, INHLNDMOR, INHLPHCTD, IRINHALREC*)

DEPENDINH Len : 2 INHALANT DEPENDENCE IN THE PAST YEAR

	Freq	Pct
. = Missing: Past year use known or imputed.....	33	0.10
0 = No.....	391	1.19
1 = Yes.....	14	0.04
91 = NEVER USED INHALANTS	29518	89.74
93 = DID NOT USE INHALANTS IN THE PAST 12 MONTHS	2937	8.93

Respondents who reported lifetime but not past year use of methamphetamine, but were past year users of methamphetamine according to the variable METHNDLRC, were asked the questions on methamphetamine dependence and abuse. Because the editing and imputation procedures for methamphetamine recency do not incorporate METHNDLRC, it is possible for a respondent to be a lifetime but not past year user of methamphetamine according to IRMETHAMREC, but to be classified as having past year dependence or abuse of methamphetamine. The few respondents who were lifetime but not past year users of methamphetamine according to IRMETHAMREC but were missing for METHNDLRC were considered missing for DEPENDMTH and ABUPOSMT, but were considered past year nonusers for their imputation-revised counterparts.

(*IRMETHAMREC, METHAMYR, METHCUTEV, METHMCTD, METHGTOVR, METHKPLMT, METHLOTTM, METHLSACT, METHLSEFX, METHNDLRC, METHNDM, METHNDMOR, METHNEEDL, METHPHCTD, METHWDSMT*)

DEPENDMTH Len : 2 METHAMPHETAMINE DEPENDENCE IN THE PAST YEAR

	Freq	Pct
. = Missing: Past year use known or imputed.....	41	0.12
0 = No.....	117	0.36
1 = Yes.....	120	0.36
91 = NEVER USED METHAMPHETAMINE	31488	95.73
93 = DID NOT USE METHAMPHETAMINE IN THE PAST 12 MONTHS.....	1127	3.43

(*IRPNRMREC, PNRLCUTEV, PNRLMCTD, PNRLGTOVR, PNRLKPLMT, PNRLLOTTM, PNRLSACT, PNRLSEFX, PNRLNDM, PNRLNDMOR, PNRLPHCTD, PNRLWDSMT, PNRNMYR*)

DEPENDPNR Len : 2 PRESCRIPTION PAIN RELIEVER DEPENDENCE IN THE PAST YEAR

	Freq	Pct
. = Missing: Past year misuse known or imputed.....	53	0.16
0 = No.....	897	2.73
1 = Yes.....	124	0.38
91 = NEVER MISUSED PRESCRIPTION PAIN RELIEVERS.....	29954	91.06
93 = DID NOT MISUSE PRESCRIPTION PAIN RELIEVERS IN PAST 12 MOS.....	1865	5.67

(*IRTRQNMREC, TRQLCUTEV, TRQLEMCTD, TRQLGTOVR, TRQLKPLMT, TRQLLOTTM, TRQLSACT, TRQLSEFX, TRQLNDM, TRQLNDMOR, TRQLPHCTD, TRQNMOR*)

DEPENDTRQ Len : 2 PRESCRIPTION TRANQUILIZER DEPENDENCE IN THE PAST YEAR

	Freq	Pct
. = Missing: Past year misuse known or imputed.....	27	0.08
0 = No.....	618	1.88
1 = Yes.....	42	0.13
91 = NEVER MISUSED PRESCRIPTION TRANQUILIZERS	31482	95.71
93 = DID NOT MISUSE PRESCRIPTION TRANQUILIZERS IN PAST 12 MOS.....	724	2.20

SUBSTANCE DEPENDENCE AND ABUSE

(IRSTMNMREC, STIMCUTEV, STIMEMCTD, STIMGTOVR, STIMKPLMT, STIMLOTTM, STIMLSACT, STIMLSEFX, STIMNDM, STIMNDMOR, STIMPHCTD, STIMWDSMT, STIMNMYR)

DEPENDSTM Len : 2 PRESCRIPTION STIMULANT DEPENDENCE IN THE PAST YEAR

	Freq	Pct
. = Missing: Past year misuse known or imputed	20	0.06
0 = No	695	2.11
1 = Yes.....	60	0.18
91 = NEVER MISUSED PRESCRIPTION STIMULANTS	31184	94.80
93 = DID NOT MISUSE PRESCRIPTION STIMULANTS IN THE PAST 12 MOS	934	2.84

(IRSEDNMREC, SEDNMYR, SEDVCUTEV, SEDVEMCTD, SEDVGTOVR, SEDVKPLMT, SEDVLOTTM, SEDVLSACT, SEDVLFSEFX, SEDVNDM, SEDVNDMOR, SEDVPHCTD, SEDVWDSMT)

DEPENDSED Len : 2 PRESCRIPTION SEDATIVE DEPENDENCE IN THE PAST YEAR

	Freq	Pct
. = Missing: Past year misuse known or imputed	6	0.02
0 = No	136	0.41
1 = Yes.....	11	0.03
91 = NEVER MISUSED PRESCRIPTION SEDATIVES	32193	97.87
93 = DID NOT MISUSE PRESCRIPTION SEDATIVES IN THE PAST 12 MOS	547	1.66

Please note that these abuse variables are unaffected by whether the respondent was defined with dependence (the DEPENDxxx variables), and therefore they do not follow the 4th edition of the Diagnostic and Statistical Manual of Mental Disorders (DSM-IV). They simply indicate whether the respondent met one or more of the four abuse criteria (i.e., whether they "test positive" for abuse). Details can be found in the Nicotine Dependence and Substance Use Disorder appendix.

(HALLUCYR, HALUFMCTD, HALUFMFPB, HALULAWTR, HALUPDANG, HALUSERPB, IRHALLUCREC)

ABUPOSHAL Len : 2 HALLUCINOGEN ABUSE IN THE PAST YEAR

	Freq	Pct
. = Missing: Past year use known or imputed.....	51	0.16
0 = No	1076	3.27
1 = Yes.....	42	0.13
91 = NEVER USED HALLUCINOGENS	27753	84.37
93 = DID NOT USE HALLUCINOGENS IN THE PAST 12 MONTHS.....	3971	12.07

(INHLYR, INHLMCTD, INHLMFPB, INHLLAWTR, INHLPDANG, INHLSERP, IRINHALREC)

ABUPOSINH Len : 2 INHALANT ABUSE IN THE PAST YEAR

	Freq	Pct
. = Missing: Past year use known or imputed.....	34	0.10
0 = No	388	1.18
1 = Yes.....	16	0.05
91 = NEVER USED INHALANTS	29518	89.74
93 = DID NOT USE INHALANTS IN THE PAST 12 MONTHS	2937	8.93

Respondents who reported lifetime but not past year use of methamphetamine, but were past year users of methamphetamine according to the variable METHNDLRC, were asked the questions on methamphetamine dependence and abuse. Because the editing and imputation procedures for methamphetamine recency do not incorporate METHNDLRC, it is possible for a respondent to be a lifetime but not past year user of methamphetamine according to IRMETHAMREC, but to be classified as having past year dependence or abuse of methamphetamine. The few respondents who were lifetime but not past year users of methamphetamine according to IRMETHAMREC but were missing for METHNDLRC were considered missing for DEPENDMTH and ABUPOSMTM, but were considered past year nonusers for their imputation-revised counterparts.

(IRMETHAMREC, METHAMYR, METHFMCTD, METHFMFPB, METHLAWTR, METHNDLRC, METHNEEDL, METHPDANG, METHSERPB)

ABUPOSMTM Len : 2 METHAMPHETAMINE ABUSE IN THE PAST YEAR

	Freq	Pct
. = Missing: Past year use known or imputed.....	41	0.12
0 = No	124	0.38
1 = Yes.....	113	0.34
91 = NEVER USED METHAMPHETAMINE	31488	95.73
93 = DID NOT USE METHAMPHETAMINE IN THE PAST 12 MONTH.....	1127	3.43

(IRPNRMREC, PNRLFMCTD, PNRLFMFPB, PNRLAWTR, PNRLPDANG, PNRLSERPB, PNRNMYR)

ABUPOSINR Len : 2 PRESCRIPTION PAIN RELIEVER ABUSE IN THE PAST YEAR

	Freq	Pct
. = Missing: Past year misuse known or imputed	55	0.17
0 = No	912	2.77
1 = Yes.....	107	0.33
91 = NEVER MISUSED PRESCRIPTION PAIN RELIEVERS.....	29954	91.06
93 = DID NOT MISUSE PRESCRIPTION PAIN RELIEVERS IN PAST 12 MOS.....	1865	5.67

SUBSTANCE DEPENDENCE AND ABUSE

(*IRTRQNMREC, TRQLFMCTD, TRQLFMFPB, TRQLLAWTR, TRQLPDANG, TRQLSERPB, TRQNMYSR*)
ABUPOSTRO Len : 2 PRESCRIPTION TRANQUILIZER ABUSE IN THE PAST YEAR

	Freq	Pct
. = Missing: Past year misuse known or imputed	29	0.09
0 = No.....	593	1.80
1 = Yes.....	65	0.20
91 = NEVER MISUSED PRESCRIPTION TRANQUILIZERS	31482	95.71
93 = DID NOT MISUSE PRESCRIPTION TRANQUILIZERS IN PAST 12 MOS.....	724	2.20

(*IRSTMNMREC, STIMFMCTD, STIMFMFPB, STIMLAWTR, STIMPDANG, STIMSERPB, STMNMYR*)
ABUOSSTM Len : 2 PRESCRIPTION STIMULANT ABUSE IN THE PAST YEAR

	Freq	Pct
. = Missing: Past year misuse known or imputed	19	0.06
0 = No.....	706	2.15
1 = Yes.....	50	0.15
91 = NEVER MISUSED PRESCRIPTION STIMULANTS	31184	94.80
93 = DID NOT MISUSE PRESCRIPTION STIMULANTS IN THE PAST 12 MOS	934	2.84

(*IRSEDNMREC, SEDNMYR, SEDVMCTD, SEDVMFPB, SEDVLAWTR, SEDVPDANG, SEDVSRPB*)
ABUPOSSED Len : 2 PRESCRIPTION SEDATIVE ABUSE IN THE PAST YEAR

	Freq	Pct
. = Missing: Past year misuse known or imputed	6	0.02
0 = No.....	131	0.40
1 = Yes.....	16	0.05
91 = NEVER MISUSED PRESCRIPTION SEDATIIVES	32193	97.87
93 = DID NOT MISUSE PRESCRIPTION SEDATIVES IN THE PAST 12 MOS.....	547	1.66

IMPUTED SUBSTANCE DEPENDENCE AND ABUSE

IMPUTED SUBSTANCE DEPENDENCE AND ABUSE

NOTE: The following 17 variables are the imputation-revised versions of the nicotine dependence variables that make up the Nicotine Dependence Syndrome Scale (NDSS). Missing values were only imputed if only one of the 17 variables had a missing value. Users should note that the imputed values for these variables are predicted values from regression models. These predicted values are not integers, and do not correspond directly to the integer responses from the questionnaire. It would be advisable to make the necessary adjustments (such as rounding or otherwise making the non-integer values into integers) when doing cross-tabulations.

(CIGIRTL)

IRCGIRTB

Len : 12 NEED TO SMOKE TO FEEL LESS IRRITABLE - IMPUTATION REVISED

	Freq	Pct
RANGE = 1 - 5	4024	12.23
91 = NEVER USED	18268	55.54
93 = DID NOT USE CIGARETTES PAST MONTH.....	10511	31.96
94 = DON'T KNOW	5	0.02
97 = REFUSED	4	0.01
98 = BLANK/ DID NOT ANSWER.....	81	0.25

(CIGIRTL)

ICGIRTB

Len : 2 NEED TO SMOKE TO FEEL LESS IRRITABLE - IMPUTATION INDICATOR

	Freq	Pct
1 = Questionnaire data	4021	12.22
3 = Statistically imputed, other 16 ndss vars nonmsng.....	3	0.01
9 = NEVER USED CIGARETTES, OR DIDN'T USE IN PST 30 DYS	28779	87.49
98 = MISSING, NOT IMPUTED, <16 NDSS VARIABLES NONMSNG	90	0.27

(CIGCRAVE)

IRCGCRV

Len : 12 CRAVE CIGS WHEN DON'T SMOKE FOR FEW HRS - IMPUTATION REVISED

	Freq	Pct
RANGE = 1 - 5	4025	12.24
91 = NEVER USED	18268	55.54
93 = DID NOT USE CIGARETTES PAST MONTH.....	10511	31.96
94 = DON'T KNOW	2	0.01
97 = REFUSED	4	0.01
98 = BLANK/ DID NOT ANSWER.....	83	0.25

(CIGCRAVE)

ICGCRV

Len : 2 CRAVE CIGS WHEN DON'T SMOKE FOR FEW HRS - IMP IND

	Freq	Pct
1 = Questionnaire data	4025	12.24
9 = NEVER USED CIGARETTES, OR DIDN'T USE IN PST 30 DYS	28779	87.49
98 = MISSING, NOT IMPUTED, <16 NDSS VARIABLES NONMSNG	89	0.27

(CIGCRAGP)

IRCGCRGP

Len : 12 CRAVINGS OF CIGS LIKE FORCE CAN'T CNTRL - IMPUTATION REVISED

	Freq	Pct
RANGE = 1 - 5	4017	12.21
91 = NEVER USED	18268	55.54
93 = DID NOT USE CIGARETTES PAST MONTH.....	10511	31.96
94 = DON'T KNOW	6	0.02
97 = REFUSED	6	0.02
98 = BLANK/ DID NOT ANSWER.....	85	0.26

(CIGCRAGP)

ICGCRGP

Len : 2 CRAVINGS OF CIGS LIKE FORCE CAN'T CNTRL - IMP IND

	Freq	Pct
1 = Questionnaire data	4015	12.21
3 = Statistically imputed, other 16 ndss vars nonmsng.....	2	0.01
9 = NEVER USED CIGARETTES, OR DIDN'T USE IN PST 30 DYS	28779	87.49
98 = MISSING, NOT IMPUTED, <16 NDSS VARIABLES NONMSNG	97	0.29

IMPUTED SUBSTANCE DEPENDENCE AND ABUSE

(CIGINCTL)
IRCGNCTL

Len : 12 FEEL A SENSE OF CNTRL OVER SMOKING - IMPUTATION REVISED

	Freq	Pct
RANGE = 1 - 5	4019	12.22
91 = NEVER USED	18268	55.54
93 = DID NOT USE CIGARETTES PAST MONTH.....	10511	31.96
94 = DON'T KNOW	5	0.02
97 = REFUSED	4	0.01
98 = BLANK/ DID NOT ANSWER.....	86	0.26

(CIGINCTL)
IICGNCTL

Len : 2 FEEL A SENSE OF CNTRL OVER SMOKING - IMPUTATION INDICATOR

	Freq	Pct
1 = Questionnaire data	4017	12.21
3 = Statistically imputed, other 16 ndss vars nonmsng.....	2	0.01
9 = NEVER USED CIGARETTES, OR DIDN'T USE IN PST 30 DYS	28779	87.49
98 = MISSING, NOT IMPUTED, <16 NDSS VARIABLES NONMSNG	95	0.29

(CIGAVOID)
IRCGAVD

Len : 12 TEND TO AVOID PLACES DON'T ALLOW SMOKING - IMP REV

	Freq	Pct
RANGE = 1 - 5	4014	12.20
91 = NEVER USED	18268	55.54
93 = DID NOT USE CIGARETTES PAST MONTH.....	10511	31.96
94 = DON'T KNOW	8	0.02
97 = REFUSED	5	0.02
98 = BLANK/ DID NOT ANSWER.....	87	0.26

(CIGAVOID)
IICGAVD

Len : 2 TEND TO AVOID PLACES DON'T ALLOW SMOKING - IMP IND

	Freq	Pct
1 = Questionnaire data	4012	12.20
3 = Statistically imputed, other 16 ndss vars nonmsng.....	2	0.01
9 = NEVER USED CIGARETTES, OR DIDN'T USE IN PST 30 DYS	28779	87.49
98 = MISSING, NOT IMPUTED, <16 NDSS VARIABLES NONMSNG	100	0.30

(CIGPLANE)
IRCGPLN

Len : 12 NO TRAVEL BY AIRPLANE B/C NO SMOKING - IMPUTATION REVISED

	Freq	Pct
RANGE = 0.9258851712 - 5	4013	12.20
91 = NEVER USED	18268	55.54
93 = DID NOT USE CIGARETTES PAST MONTH.....	10511	31.96
94 = DON'T KNOW	6	0.02
97 = REFUSED	4	0.01
98 = BLANK/ DID NOT ANSWER.....	91	0.28

(CIGPLANE)
IICGPLN

Len : 2 NO TRAVEL BY AIRPLANE B/C NO SMOKING - IMPUTATION INDICATOR

	Freq	Pct
1 = Questionnaire data	4009	12.19
3 = Statistically imputed, other 16 ndss vars nonmsng.....	4	0.01
9 = NEVER USED CIGARETTES, OR DIDN'T USE IN PST 30 DYS	28779	87.49
98 = MISSING, NOT IMPUTED, <16 NDSS VARIABLES NONMSNG	101	0.31

(CIGRNOUT)
IRCGROUT

Len : 12 WORRY THAT YOU WILL RUN OUT OF CIGS - IMPUTATION REVISED

	Freq	Pct
RANGE = 1 - 5	4017	12.21
91 = NEVER USED	18268	55.54
93 = DID NOT USE CIGARETTES PAST MONTH.....	10511	31.96
94 = DON'T KNOW	3	0.01
97 = REFUSED	3	0.01
98 = BLANK/ DID NOT ANSWER.....	91	0.28

IMPUTED SUBSTANCE DEPENDENCE AND ABUSE

(CIGNROUT)
IICGROUT

Len : 2 Worry that you will run out of cigs - Imputation Indicator

	Freq	Pct
1 = Questionnaire data	4017	12.21
9 = NEVER USED CIGARETTES, OR DIDN'T USE IN PST 30 DYS	28779	87.49
98 = MISSING, NOT IMPUTED, <16 NDSS VARIABLES NONMSNG	97	0.29

(CIGREGDY)
IRCGRGDY

Len : 12 Smoke cigs regularly through day - Imputation Revised

	Freq	Pct
RANGE = 1 - 5	4017	12.21
91 = NEVER USED	18268	55.54
93 = DID NOT USE CIGARETTES PAST MONTH.....	10511	31.96
94 = DON'T KNOW	2	0.01
97 = REFUSED	3	0.01
98 = BLANK/ DID NOT ANSWER.....	92	0.28

(CIGREGDY)
IRCGRGDY

Len : 2 Smoke cigs regularly through day - Imputation Indicator

	Freq	Pct
1 = Questionnaire data	4017	12.21
9 = NEVER USED CIGARETTES, OR DIDN'T USE IN PST 30 DYS	28779	87.49
98 = MISSING, NOT IMPUTED, <16 NDSS VARIABLES NONMSNG	97	0.29

(CIGREGWK)
IRCGRGWK

Len : 12 Smoke same on weekends and weekdays - Imputation Revised

	Freq	Pct
RANGE = 1 - 5	4012	12.20
91 = NEVER USED	18268	55.54
93 = DID NOT USE CIGARETTES PAST MONTH.....	10511	31.96
94 = DON'T KNOW	5	0.02
97 = REFUSED	5	0.02
98 = BLANK/ DID NOT ANSWER.....	92	0.28

(CIGREGWK)
IRCGRGWK

Len : 2 Smoke same on weekends and weekdays - Imputation Indicator

	Freq	Pct
1 = Questionnaire data	4007	12.18
3 = Statistically imputed, other 16 ndss vars nonmsng.....	5	0.02
9 = NEVER USED CIGARETTES, OR DIDN'T USE IN PST 30 DYS	28779	87.49
98 = MISSING, NOT IMPUTED, <16 NDSS VARIABLES NONMSNG	102	0.31

(CIGREGNM)
IRCGRGNM

Len : 12 Smoke same # of cigs from day to day - Imputation Revised

	Freq	Pct
RANGE = 1 - 5	4014	12.20
91 = NEVER USED	18268	55.54
93 = DID NOT USE CIGARETTES PAST MONTH.....	10511	31.96
94 = DON'T KNOW	2	0.01
97 = REFUSED	6	0.02
98 = BLANK/ DID NOT ANSWER.....	92	0.28

(CIGREGNM)
IRCGRGNM

Len : 2 Smoke same # of cigs from day to day - Imputation Indicator

	Freq	Pct
1 = Questionnaire data	4012	12.20
3 = Statistically imputed, other 16 ndss vars nonmsng.....	2	0.01
9 = NEVER USED CIGARETTES, OR DIDN'T USE IN PST 30 DYS	28779	87.49
98 = MISSING, NOT IMPUTED, <16 NDSS VARIABLES NONMSNG	100	0.30

IMPUTED SUBSTANCE DEPENDENCE AND ABUSE

(CIGNMCHG)
IRCGNCG

Len : 12 # CIGS SMOKE PER DAY OFTEN CHANGES - IMPUTATION REVISED

	Freq	Pct
RANGE = 1 - 5	4007	12.18
91 = NEVER USED	18268	55.54
93 = DID NOT USE CIGARETTES PAST MONTH.....	10511	31.96
94 = DON'T KNOW	9	0.03
97 = REFUSED	5	0.02
98 = BLANK/ DID NOT ANSWER.....	93	0.28

(CIGNMCHG)
ICGNCG

Len : 2 # CIGS SMOKE PER DAY OFTEN CHANGES - IMPUTATION INDICATOR

	Freq	Pct
1 = Questionnaire data	4002	12.17
3 = Statistically imputed, other 16 ndss vars nonmsng.....	5	0.02
9 = NEVER USED CIGARETTES, OR DIDN'T USE IN PST 30 DYS	28779	87.49
98 = MISSING, NOT IMPUTED, <16 NDSS VARIABLES NONMSNG	107	0.33

(CIGSVLHR)
IRCGSLHR

Len : 12 HAVE LOT CIGS IN HR, NO CIGS TIL LATER - IMPUTATION REVISED

	Freq	Pct
RANGE = 1 - 5	4011	12.19
91 = NEVER USED	18268	55.54
93 = DID NOT USE CIGARETTES PAST MONTH.....	10511	31.96
94 = DON'T KNOW	7	0.02
97 = REFUSED	3	0.01
98 = BLANK/ DID NOT ANSWER.....	93	0.28

(CIGSVLHR)
ICGSLHR

Len : 2 HAVE LOT CIGS IN HR, NO CIGS TIL LATER -IMPUTATION INDICATOR

	Freq	Pct
1 = Questionnaire data	4009	12.19
3 = Statistically imputed, other 16 ndss vars nonmsng.....	2	0.01
9 = NEVER USED CIGARETTES, OR DIDN'T USE IN PST 30 DYS	28779	87.49
98 = MISSING, NOT IMPUTED, <16 NDSS VARIABLES NONMSNG	103	0.31

(CIGINFLU)
IRCGINFL

Len : 12 # CIGS SMOKE A DAY INFLU BY OTH THINGS - IMPUTATION REVISED

	Freq	Pct
RANGE = 1 - 5	4012	12.20
91 = NEVER USED	18268	55.54
93 = DID NOT USE CIGARETTES PAST MONTH.....	10511	31.96
94 = DON'T KNOW	6	0.02
97 = REFUSED	3	0.01
98 = BLANK/ DID NOT ANSWER.....	93	0.28

(CIGINFLU)
ICGINFL

Len : 2 # CIGS SMOKE A DAY INFLU BY OTH THINGS - IMP IND

	Freq	Pct
1 = Questionnaire data	4010	12.19
3 = Statistically imputed, other 16 ndss vars nonmsng.....	2	0.01
9 = NEVER USED CIGARETTES, OR DIDN'T USE IN PST 30 DYS	28779	87.49
98 = MISSING, NOT IMPUTED, <16 NDSS VARIABLES NONMSNG	102	0.31

(CIGNOINF)
IRCGNINF

Len : 12 SMOKING NOT AFFECTED BY OTH THINGS - IMPUTATION REVISED

	Freq	Pct
RANGE = 1 - 5	4005	12.18
91 = NEVER USED	18268	55.54
93 = DID NOT USE CIGARETTES PAST MONTH.....	10511	31.96
94 = DON'T KNOW	11	0.03
97 = REFUSED	3	0.01
98 = BLANK/ DID NOT ANSWER.....	95	0.29

IMPUTED SUBSTANCE DEPENDENCE AND ABUSE

(CIGNOINF)
[IICGNINF](#)

Len : 2 SMOKING NOT AFFECTED BY OTH THINGS - IMPUTATION INDICATOR

	Freq	Pct
1 = Questionnaire data	4005	12.18
9 = NEVER USED CIGARETTES, OR DIDN'T USE IN PST 30 DYS	28779	87.49
98 = MISSING, NOT IMPUTED, <16 NDSS VARIABLES NONMSNG	109	0.33

(CIGINCRS)
[IICGINCR](#)

Len : 12 AMT OF SMOKING INCR. SINCE START SMOKING - IMP REV

	Freq	Pct
RANGE = 1 - 5	4008	12.18
91 = NEVER USED	18268	55.54
93 = DID NOT USE CIGARETTES PAST MONTH.....	10511	31.96
94 = DON'T KNOW	7	0.02
97 = REFUSED	2	0.01
98 = BLANK/ DID NOT ANSWER.....	97	0.29

(CIGINCRS)
[IICGINCR](#)

Len : 2 AMT OF SMOKING INCR. SINCE START SMOKING - IMP IND

	Freq	Pct
1 = Questionnaire data	4007	12.18
3 = Statistically imputed, other 16 ndss vars nonmsng.....	1	0.00
9 = NEVER USED CIGARETTES, OR DIDN'T USE IN PST 30 DYS	28779	87.49
98 = MISSING, NOT IMPUTED, <16 NDSS VARIABLES NONMSNG	106	0.32

(CIGSATIS)
[IICGSAT](#)

Len : 12 NEED TO SMOKE A LOT MORE TO BE SATISFIED - IMP REV

	Freq	Pct
RANGE = 1 - 5	4007	12.18
91 = NEVER USED	18268	55.54
93 = DID NOT USE CIGARETTES PAST MONTH.....	10511	31.96
94 = DON'T KNOW	8	0.02
97 = REFUSED	2	0.01
98 = BLANK/ DID NOT ANSWER.....	97	0.29

(CIGSATIS)
[IICGSAT](#)

Len : 2 NEED TO SMOKE A LOT MORE TO BE SATISFIED - IMP IND

	Freq	Pct
1 = Questionnaire data	4006	12.18
3 = Statistically imputed, other 16 ndss vars nonmsng.....	1	0.00
9 = NEVER USED CIGARETTES, OR DIDN'T USE IN PST 30 DYS	28779	87.49
98 = MISSING, NOT IMPUTED, <16 NDSS VARIABLES NONMSNG	107	0.33

(CIGLOTMR)
[IICGLMR](#)

Len : 12 SMOKE MUCH MORE NOW BEFORE FEEL ANYTHING - IMP REV

	Freq	Pct
RANGE = 1 - 5	4005	12.18
91 = NEVER USED	18268	55.54
93 = DID NOT USE CIGARETTES PAST MONTH.....	10511	31.96
94 = DON'T KNOW	9	0.03
97 = REFUSED	3	0.01
98 = BLANK/ DID NOT ANSWER.....	97	0.29

(CIGLOTMR)
[IICGLMR](#)

Len : 2 SMOKE MUCH MORE NOW BEFORE FEEL ANYTHING - IMP IND

	Freq	Pct
1 = Questionnaire data	3995	12.15
3 = Statistically imputed, other 16 ndss vars nonmsng.....	10	0.03
9 = NEVER USED CIGARETTES, OR DIDN'T USE IN PST 30 DYS	28779	87.49
98 = MISSING, NOT IMPUTED, <16 NDSS VARIABLES NONMSNG	109	0.33

IMPUTED SUBSTANCE DEPENDENCE AND ABUSE

The next set of variables (through the end of this section) are imputation-revised summary dependence and abuse measures for the drugs and drug families for which trends were broken for recency in the 2015 survey. These drugs / drug families are: hallucinogens, inhalants, methamphetamine, prescription pain relievers, prescription tranquilizers, prescription stimulants, and prescription sedatives. The analogous versions of these variables that include missing values are described in the "Substance Dependence and Abuse" section. Analogous versions of these variables for alcohol, marijuana, cocaine, and heroin appear in the "Recorded Substance Dependence and Abuse" section; those variables are presented in that section instead of in this one because respondents with missing values are classified as not having dependence and/or not having abuse. The construction of all dependence and abuse variables is described in more detail in the Nicotine Dependence and Substance Use Disorder appendix.

(DEPENDHAL)

IRDEPENDHAL

Len : 2 HALLUCINOGEN DEPENDENCE IN THE PAST YEAR - IMP REV

	Freq	Pct
0 = No.....	1151	3.50
1 = Yes.....	18	0.05
91 = NEVER USED HALLUCINOGENS	27753	84.37
93 = DID NOT USE HALLUCINOGENS IN THE PAST 12 MONTHS.....	3971	12.07

(DEPENDHAL)

IIDPENDHAL

Len : 2 HALLUCINOGEN DEPENDENCE IN THE PAST YEAR - IMP IND

	Freq	Pct
1 = Questionnaire data.....	1116	3.39
3 = Statistically imputed data.....	53	0.16
9 = LEGITIMATE SKIP-NOT A LIFETIME/PAST YEAR USER	31724	96.45

(DEPENDINH)

IRDEPENDINH

Len : 2 INHALANT DEPENDENCE IN THE PAST YEAR - IMPUTATION REVISED

	Freq	Pct
0 = No.....	423	1.29
1 = Yes.....	15	0.05
91 = NEVER USED INHALANTS	29518	89.74
93 = DID NOT USE INHALANTS IN THE PAST 12 MONTHS	2937	8.93

(DEPENDINH)

IIDPENDINH

Len : 2 INHALANT DEPENDENCE IN THE PAST YEAR - IMPUTATION INDICATOR

	Freq	Pct
1 = Questionnaire data.....	405	1.23
3 = Statistically imputed data.....	33	0.10
9 = LEGITIMATE SKIP-NOT A LIFETIME/PAST YEAR USER	32455	98.67

Respondents who reported lifetime but not past year use of methamphetamine, but were past year users of methamphetamine according to the variable METHNDLRC, were asked the questions on methamphetamine dependence and abuse. Because the editing and imputation procedures for methamphetamine recency do not incorporate METHNDLRC, it is possible for a respondent to be a lifetime but not past year user of methamphetamine according to IRMETHAMREC, but to be classified as having past year dependence or abuse of methamphetamine. The few respondents who were lifetime but not past year users of methamphetamine according to IRMETHAMREC but were missing for METHNDLRC were considered past year nonusers.

(DEPENDMTH)

IRDEPENDMTH

Len : 2 METHAMPHETAMINE DEPENDENCE IN THE PAST YEAR - IMP REV

	Freq	Pct
0 = No.....	129	0.39
1 = Yes.....	132	0.40
91 = NEVER USED METHAMPHETAMINE	31488	95.73
93 = DID NOT USE METHAMPHETAMINE IN THE PAST 12 MONTHS.....	1144	3.48

(DEPENDMTH)

IIDPENDMTH

Len : 2 METHAMPHETAMINE DEPENDENCE IN THE PAST YEAR - IMP IND

	Freq	Pct
1 = Questionnaire data.....	237	0.72
3 = Statistically imputed data: past year user of meth.....	24	0.07
9 = LEGITIMATE SKIP-NOT A LIFETIME/PAST YEAR USER	32632	99.21

IMPUTED SUBSTANCE DEPENDENCE AND ABUSE

(DEPENDPNR)
IRDEPENDPNR

Len : 2	PRESCRIP PAIN RELIEVER DEPENDENCE IN THE PAST YEAR - IMP REV		
		Freq	Pct
	0 = No	942	2.86
	1 = Yes.....	132	0.40
	91 = NEVER MISUSED PRESCRIPTION PAIN RELIEVERS	29954	91.06
	93 = DID NOT MISUSE PRESCRIPTION PAIN RELIEVERS IN PAST 12 MOS.....	1865	5.67

(DEPENDPNR)
IIDDEPENDPNR

Len : 2	PRESCRIP PAIN RELIEVER DEPENDENCE IN PAST YR - IMP IND		
		Freq	Pct
	1 = Questionnaire data	1021	3.10
	3 = Statistically imputed data.....	53	0.16
	9 = LEGITIMATE SKIP-NOT A LIFETIME/PAST YEAR MISUSER	31819	96.73

(DEPENDTRQ)
IRDEPENDTRQ

Len : 2	PRESCRIP TRANQUILIZER DEPENDENCE IN PAST YEAR - IMP REV		
		Freq	Pct
	0 = No	644	1.96
	1 = Yes.....	43	0.13
	91 = NEVER MISUSED PRESCRIPTION TRANQUILIZERS	31482	95.71
	93 = DID NOT MISUSE PRESCRIPTION TRANQUILIZERS IN PAST 12 MOS.....	724	2.20

(DEPENDTRQ)
IIDDEPENDTRQ

Len : 2	PRESCRIP TRANQUILIZER DEPENDENCE IN PAST YR - IMP IND		
		Freq	Pct
	1 = Questionnaire data	660	2.01
	3 = Statistically imputed data.....	27	0.08
	9 = LEGITIMATE SKIP-NOT A LIFETIME/PAST YEAR MISUSER	32206	97.91

(DEPENDSTM)
IRDEPENDSTM

Len : 2	PRESCRIP STIMULANT DEPENDENCE IN PAST YEAR - IMP REV		
		Freq	Pct
	0 = No	713	2.17
	1 = Yes.....	62	0.19
	91 = NEVER MISUSED PRESCRIPTION STIMULANTS	31184	94.80
	93 = DID NOT MISUSE PRESCRIPTION STIMULANTS IN THE PAST 12 MOS	934	2.84

(DEPENDSTM)
IIDDEPENDSTM

Len : 2	PRESCRIP STIMULANT DEPENDENCE IN PAST YEAR - IMP IND		
		Freq	Pct
	1 = Questionnaire data	755	2.30
	3 = Statistically imputed data.....	20	0.06
	9 = LEGITIMATE SKIP-NOT A LIFETIME/PAST YEAR MISUSER	32118	97.64

(DEPENDSED)
IRDEPENDSED

Len : 2	PRESCRIP SEDATIVE DEPENDENCE IN PAST YEAR - IMP REV		
		Freq	Pct
	0 = No	142	0.43
	1 = Yes.....	11	0.03
	91 = NEVER MISUSED PRESCRIPTION SEDATIVES	32193	97.87
	93 = DID NOT MISUSE PRESCRIPTION SEDATIVES IN THE PAST 12 MOS.....	547	1.66

(DEPENDSED)
IIDDEPENDSED

Len : 2	PRESCRIP SEDATIVE DEPENDENCE IN PAST YEAR - IMP IND		
		Freq	Pct
	1 = Questionnaire data	147	0.45
	3 = Statistically imputed data.....	6	0.02
	9 = LEGITIMATE SKIP-NOT A LIFETIME/PAST YEAR MISUSER	32740	99.53

IMPUTED SUBSTANCE DEPENDENCE AND ABUSE

Please note that these abuse variables are unaffected by whether the respondent was defined with dependence (the IRDEPENDxxx variables), and therefore they do not follow the 4th edition of the Diagnostic and Statistical Manual of Mental Disorders (DSM-IV). They simply indicate whether the respondent met one or more of the four abuse criteria (i.e., whether they "test positive" for abuse). Details can be found in the Nicotine Dependence and Substance Use Disorder appendix.

(ABUPOSHAL)

<u>IRABUPOSHAL</u>	Len : 2 HALLUCINOGEN ABUSE IN THE PAST YEAR - IMPUTATION REVISED		
		Freq	Pct
	0 = No.....	1120	3.40
	1 = Yes.....	49	0.15
	91 = NEVER USED HALLUCINOGENS	27753	84.37
	93 = DID NOT USE HALLUCINOGENS IN THE PAST 12 MONTHS.....	3971	12.07

(ABUPOSHAL)

<u>IABUPOSHAL</u>	Len : 2 HALLUCINOGEN ABUSE IN THE PAST YEAR - IMPUTATION INDICATOR		
		Freq	Pct
	1 = Questionnaire data	1118	3.40
	3 = Statistically imputed data.....	51	0.16
	9 = LEGITIMATE SKIP-NOT A LIFETIME/PAST YEAR USER	31724	96.45

(ABUPOSINH)

<u>IRABUPOSINH</u>	Len : 2 INHALANT ABUSE IN THE PAST YEAR - IMPUTATION REVISED		
		Freq	Pct
	0 = No.....	421	1.28
	1 = Yes.....	17	0.05
	91 = NEVER USED INHALANTS	29518	89.74
	93 = DID NOT USE INHALANTS IN THE PAST 12 MONTHS	2937	8.93

(ABUPOSINH)

<u>IABUPOSINH</u>	Len : 2 INHALANT ABUSE IN THE PAST YEAR - IMPUTATION INDICATOR		
		Freq	Pct
	1 = Questionnaire data	404	1.23
	3 = Statistically imputed data.....	34	0.10
	9 = LEGITIMATE SKIP-NOT A LIFETIME/PAST YEAR USER	32455	98.67

Respondents who reported lifetime but not past year use of methamphetamine, but were past year users of methamphetamine according to the variable METHNDLRC, were asked the questions on methamphetamine dependence and abuse. Because the editing and imputation procedures for methamphetamine recency do not incorporate METHNDLRC, it is possible for a respondent to be a lifetime but not past year user of methamphetamine according to IRMETHAMREC, but to be classified as having past year dependence or abuse of methamphetamine. The few respondents who were lifetime but not past year users of methamphetamine according to IRMETHAMREC but were missing for METHNDLRC were considered past year nonusers.

(ABUPOSMTH)

<u>IRABUPOSMTH</u>	Len : 2 METHAMPHETAMINE ABUSE IN THE PAST YEAR - IMPUTATION REVISED		
		Freq	Pct
	0 = No.....	139	0.42
	1 = Yes.....	122	0.37
	91 = NEVER USED METHAMPHETAMINE	31488	95.73
	93 = DID NOT USE METHAMPHETAMINE IN THE PAST 12 MONTHS.....	1144	3.48

(ABUPOSMTH)

<u>IABUPOSMTH</u>	Len : 2 METHAMPHETAMINE ABUSE IN THE PAST YEAR - IMP IND		
		Freq	Pct
	1 = Questionnaire data	237	0.72
	3 = Statistically imputed data: past year user of meth.....	24	0.07
	9 = LEGITIMATE SKIP-NOT A LIFETIME/PAST YEAR USER	32632	99.21

(ABUPOSPNR)

<u>IRABUPOSPNR</u>	Len : 2 PRESCRIP PAIN RELIEVER ABUSE IN PAST YEAR - IMP REV		
		Freq	Pct
	0 = No.....	962	2.92
	1 = Yes.....	112	0.34
	91 = NEVER MISUSED PRESCRIPTION PAIN RELIEVERS.....	29954	91.06
	93 = DID NOT MISUSE PRESCRIPTION PAIN RELIEVERS IN PAST 12 MOS.....	1865	5.67

IMPUTED SUBSTANCE DEPENDENCE AND ABUSE

(ABUPOSPNR)
IABUPOSPNR

Len : 2	PRESCRIP PAIN RELIEVER ABUSE IN PAST YEAR - IMP IND		
		Freq	Pct
	1 = Questionnaire data	1019	3.10
	3 = Statistically imputed data.....	55	0.17
	9 = LEGITIMATE SKIP-NOT A LIFETIME/PAST YEAR MISUSER	31819	96.73

(ABUPOSTRQ)
IRABUPOSTRQ

Len : 2	PRESCRIP TRANQUILIZER ABUSE IN PAST YEAR - IMP REV		
		Freq	Pct
	0 = No.....	619	1.88
	1 = Yes.....	68	0.21
	91 = NEVER MISUSED PRESCRIPTION TRANQUILIZERS	31482	95.71
	93 = DID NOT MISUSE PRESCRIPTION TRANQUILIZERS IN PAST 12 MOS.....	724	2.20

(ABUPOSTRQ)
IABUPOSTRQ

Len : 2	PRESCRIP TRANQUILIZER ABUSE IN THE PAST YEAR - IMP IND		
		Freq	Pct
	1 = Questionnaire data	658	2.00
	3 = Statistically imputed data.....	29	0.09
	9 = LEGITIMATE SKIP-NOT A LIFETIME/PAST YEAR MISUSER	32206	97.91

(ABUPOSSTM)
IRABUPOSSTM

Len : 2	PRESCRIPTION STIMULANT ABUSE IN THE PAST YEAR - IMP REV		
		Freq	Pct
	0 = No.....	722	2.19
	1 = Yes.....	53	0.16
	91 = NEVER MISUSED PRESCRIPTION STIMULANTS	31184	94.80
	93 = DID NOT MISUSE PRESCRIPTION STIMULANTS IN THE PAST 12 MOS	934	2.84

(ABUPOSSTM)
IABUPOSSTM

Len : 2	PRESCRIP STIMULANT ABUSE IN THE PAST YEAR - IMP IND		
		Freq	Pct
	1 = Questionnaire data	756	2.30
	3 = Statistically imputed data.....	19	0.06
	9 = LEGITIMATE SKIP-NOT A LIFETIME/PAST YEAR MISUSER	32118	97.64

(ABUPOSSED)
IRABUPOSSED

Len : 2	PRESCRIPTION SEDATIVE ABUSE IN THE PAST YEAR - IMP REV		
		Freq	Pct
	0 = No.....	137	0.42
	1 = Yes.....	16	0.05
	91 = NEVER MISUSED PRESCRIPTION SEDATIVES.....	32193	97.87
	93 = DID NOT MISUSE PRESCRIPTION SEDATIVES IN THE PAST 12 MOS.....	547	1.66

(ABUPOSSED)
IABUPOSSED

Len : 2	PRESCRIPTION SEDATIVE ABUSE IN THE PAST YEAR - IMP IND		
		Freq	Pct
	1 = Questionnaire data	147	0.45
	3 = Statistically imputed data.....	6	0.02
	9 = LEGITIMATE SKIP-NOT A LIFETIME/PAST YEAR MISUSER	32740	99.53

RECODED SUBSTANCE DEPENDENCE AND ABUSE

RECODED SUBSTANCE DEPENDENCE AND ABUSE

NOTE: The variables in this section are recoded variables that were created from one or more of the variables from the following two sections: Substance Dependence and Abuse or Imputed Substance Dependence and Abuse.

NOTE: The following recoded dependence variables were defined based on the dependence criteria according to the Nicotine Dependence Syndrome Scale (NDSS) and the Fagerstrom Test of Nicotine Dependence (FTND) for respondents who reported smoking cigarettes in the past month. The NDSS score, NDSSANSP, is calculated as the average score over 17 questions pertaining to five aspects of dependence. This average score was only computed for those respondents who had a valid response (based on actual reporting and imputation) to all 17 questions. Respondents who did not have valid responses (based on actual reporting and imputation) for all 17 questions were coded as system missing. Based on the NDSS score, a respondent was defined as having nicotine dependence, NDSSDNSP=1, if their average score was greater than or equal to 2.75. The FTND measure is defined by assessing how soon after waking a respondent had their first cigarette (CIGWAKE). Based on the FTND scale, a respondent was defined as having nicotine dependence, FTNDDNSP=1, if the first cigarette was smoked within 30 minutes of waking up on the days they smoked (CIGWAKE=1 or 2) and the respondent reported smoking cigarettes in the past month. Based on the NDSS and the FTND, a respondent who reported smoking cigarettes was defined as having nicotine dependence in the past month, DNICNSP=1, if they met either the NDSS or the FTND criteria for dependence. Specific details for each of the nicotine dependence related variables are provided in the Nicotine Dependence and Substance Use Disorder appendix.

(IRCGAVD, IRCGCRGP, IRCGCRV, IRCGINCR, IRCGINFL, IRCGIRTB, IRCGLMR, IRCGNCG, IRCGNCTL, IRCGNINF, IRCGPLN, IRCGRGDY, IRCGRGNM, IRCGRGWK, IRCGROUT, IRCGSAT, IRCGSLHR)
NDSSANSP Len : 12 RC-NDSS SCORE

	Freq	Pct
RANGE = 1.1764705882 - 4.7647058824.....	3989	12.13
. = Unknown (See comment above).....	28904	87.87

(NDSSANSP)
NDSSDNSP Len : 1 RC-NICOTINE DEPENDENCE BASED ON NDSS SCORE

	Freq	Pct
0 = No/Unknown (NDSSANSP<2.75 or missing).....	31368	95.36
1 = Yes (NDSSANSP>=2.75).....	1525	4.64

(CIGWAKE)
FTNDDNSP Len : 1 RC-NICOTINE DEPENDENCE BASED ON FTND SCALE

	Freq	Pct
0 = No (Otherwise).....	31154	94.71
1 = Yes (CIGWAKE=1 or 2).....	1739	5.29

(FTNDDNSP, NDSSDNSP)
DNICNSP Len : 1 RC-NICOTINE DEPENDENCE IN PAST MONTH

	Freq	Pct
0 = No (NDSSDNSP=0 and FTNDDNSP=0).....	30756	93.50
1 = Yes (NDSSDNSP=1 or FTNDDNSP=1).....	2137	6.50

RECODED SUBSTANCE DEPENDENCE AND ABUSE

NOTE: The 2020 NSDUH CAI instrument included questions that were designed to measure illicit drug or alcohol dependence or abuse (i.e., substance use disorders [SUDs]). The SUD questions were based on the criteria in the American Psychiatric Association (APA) Diagnostic and Statistical Manual of Mental Disorders, 4th edition (DSM IV). Methamphetamine questions were added new to the dependence or abuse module in 2015 and the methamphetamine questions were patterned after questions for cocaine dependence or abuse and were separate from questions for symptoms of dependence or abuse that were related to the misuse of prescription stimulants. SUD recodes based on the DSM-5 use disorder criteria were produced in addition to the DSM-IV recodes (see the Imputed and Recoded DSM-5 Substance Use Disorder sections) and these DSM-5 based recodes were used starting with the 2020 Detailed Tables. Specific details about the DSM-IV dependence or abuse criteria and the DSM-5 use disorder criteria used in these recodes are provided in the Nicotine Dependence and Substance Use Disorder appendix.

Starting with the 2015 NSDUH, changes to the questions in the main modules for hallucinogens, inhalants, methamphetamine, and prescription pain relievers, tranquilizers, stimulants, and sedatives has prompted the start of a new baseline for these measures. These changes also impacted the dependence or abuse questions, prompting a new baseline for the corresponding dependence measures. Additionally beginning in 2015, the dependence measures for these seven substances have been imputed and given new variable names; therefore, they are considered not comparable to similar dependence measures from past years. For all other individual substance measures (marijuana, alcohol, cocaine, and heroin), no changes were applied in 2015 and therefore these measures are considered comparable and have no variable name changes. Summary measures (psychotherapeutics, illicit drugs, or illicit drugs other than marijuana) that include any of the non-comparable measures are also considered not comparable and have new variable names, including the combination dependence or abuse (SUD) measures. Due to methodological changes for 2020, caution is advised when comparing 2020 and prior years.

The dependence measures for inhalants, hallucinogens, pain relievers, tranquilizer, stimulants and sedatives were imputed using the modified predictive mean neighborhoods (modified PMN) procedure (see the MRB Imputation report for more info). The SUD measures for alcohol, marijuana, cocaine, and heroin that remained comparable to prior years had respondents who did not meet the relevant criteria treated the same as a response of "no." In the specific drug documentation, the source variables whether edited or imputed are noted in the variable mapping shown above the variable name.

DEPENDENCE:

A respondent was defined as having marijuana (DEPNDMRJ), inhalant (DEPNDPYINH), hallucinogen (DEPNDPYHAL), or tranquilizer (DEPNDPYTRQ) dependence if the respondent reported a positive response to three or more of the following six dependence criteria:

1. Spent a great deal of time over a period of a month getting, using, or getting over the effects of the substance.
2. Unable to keep set limits on substance use or used more often than intended.
3. Needed to use substance more than before to get desired effects or noticed that using the same amount had less effect than before.
4. Unable to cut down or stop using the substance every time he or she tried or wanted to.
5. Continued to use substance even though it was causing problems with emotions, nerves, mental health, or physical problems.
6. Reduced or gave up participation in important activities due to substance use.

An additional question pertaining to withdrawal symptoms was asked for the following drugs: alcohol, pain relievers, cocaine, heroin, sedatives, stimulants, and methamphetamine. The withdrawal question asked the respondent if they had experienced substance specific withdrawal symptoms at one time that lasted for longer than a day after they cut back or stopped using. The specific number and type of listed withdrawal symptoms varied by substance. A respondent was defined as having alcohol, pain reliever, cocaine, heroin, sedative, stimulant, or methamphetamine dependence (DEPNDALC, DEPNDPYPNR, DEPNDCOG, DEPNDHER, DEPNDPYSED, DEPNDPYSTM, DEPNDPYMTH) if the respondent reported a positive response to three or more of the seven dependence criteria (including the six standard criteria listed above plus a seventh withdrawal symptom criteria).

Given the current editing and imputation procedures, along with the use of questions in multiple sections of the questionnaire to determine whether or not a respondent was asked the substance dependence and withdrawal questions, it is possible for these dependence recode variables to be inconsistent with the imputed substance use and frequency of use variables. The types of inconsistencies that can occur differ by substance since different combinations of the skip logic criteria were used for each substance. Specific details about these inconsistencies are included in the Nicotine Dependence and Substance Use Disorder appendix.

(ALCCUTEV, ALCEMCTD, ALCGTOVR, ALCKPLMT, ALCLOTTM, ALCLSACT, ALCLSEFX, ALCNDMOR, ALCPHCTD, ALCWDSMT)
DEPNDALC Len : 1 RC-ALCOHOL DEPENDENCE - PAST YEAR

	Freq	Pct
0 = No/Unknown (Otherwise).....	31660	96.25
1 = Yes (See comment above)	1233	3.75

(MRJCUTEV, MRJEMCTD, MRJGTOVR, MRJKPLMT, MRJLOTTM, MRJLSACT, MRJLSEFX, MRJNDMOR, MRJPHCTD)
DEPNDMRJ Len : 1 RC-MARIJUANA DEPENDENCE - PAST YEAR

	Freq	Pct
0 = No/Unknown (Otherwise).....	32312	98.23
1 = Yes (See comment above DEPNDALC).....	581	1.77

(COCCUTEV, COCEMCTD, COCFLBLU, COCGTOVR, COCKPLMT, COCLOTTM, COCLSACT, COCLSEFX, COCNDMOR, COCPHCTD, COCWDSMT)
DEPNDCOC Len : 1 RC-COCAINE DEPENDENCE - PAST YEAR

	Freq	Pct
0 = No/Unknown (Otherwise).....	32820	99.78
1 = Yes (See comment above DEPNDALC).....	73	0.22

RECODED SUBSTANCE DEPENDENCE AND ABUSE

(HERCUTEV, HEREMCTD, HERGTOVR, HERKPLMT, HERLOTTM, HERLSACT, HERLSEFX, HERNDMOR, HERPHCTD, HERWDSMT)

DEPNDBER Len : 1 RC-HEROIN DEPENDENCE - PAST YEAR

	Freq	Pct
0 = No/Unknown (Otherwise).....	32832	99.81
1 = Yes (See comment above DEPNDALC).....	61	0.19

(IRDEPENDHAL)
DEPNDBYHAL Len : 1 RC-HALLUCINOGEN DEPENDENCE - PAST YEAR

	Freq	Pct
0 = No (IRDEPENDHAL=0,91,93).....	32875	99.95
1 = Yes (IRDEPENDHAL=1).....	18	0.05

(IRDEPENDINH)
DEPNDBYINH Len : 1 RC-INHALANT DEPENDENCE - PAST YEAR

	Freq	Pct
0 = No (IRDEPENDINH=0,91,93).....	32878	99.95
1 = Yes (IRDEPENDINH=1).....	15	0.05

(IRDEPENDMTH)
DEPNDBYMTH Len : 1 RC-METHAMPHETAMINE DEPENDENCE - PAST YEAR

	Freq	Pct
0 = No (IRDEPENDMTH=0,91,93).....	32761	99.60
1 = Yes (IRDEPENDMTH=1).....	132	0.40

(IRDEPENDPNR)
DEPNDBYPNR Len : 1 RC-PAIN RELIEVER DEPENDENCE - PAST YEAR

	Freq	Pct
0 = No (IRDEPENDPNR=0,91,93).....	32761	99.60
1 = Yes (IRDEPENDPNR=1).....	132	0.40

(IRDEPENDTRQ)
DEPNDBYTRQ Len : 1 RC-TRANQUILIZER DEPENDENCE - PAST YEAR

	Freq	Pct
0 = No (IRDEPENDTRQ=0,91,93).....	32850	99.87
1 = Yes (IRDEPENDTRQ=1).....	43	0.13

(IRDEPENDSTM)
DEPNDBYSTM Len : 1 RC-STIMULANT DEPENDENCE - PAST YEAR

	Freq	Pct
0 = No (IRDEPENDSTM=0,91,93).....	32831	99.81
1 = Yes (IRDEPENDSTM=1).....	62	0.19

(IRDEPENDSED)
DEPNDBYSED Len : 1 RC-SEDATIVE DEPENDENCE - PAST YEAR

	Freq	Pct
0 = No (IRDEPENDSED=0,91,93).....	32882	99.97
1 = Yes (IRDEPENDSED=1).....	11	0.03

(DEPNDBYPNR, DEPNDBYSED, DEPNDBYSTM, DEPNDBYTRQ)
DEPNDBYPSY Len : 1 RC-PSYCHOTHERAPEUTIC DEPENDENCE - PAST YEAR

	Freq	Pct
0 = No (Otherwise).....	32678	99.35
1 = Yes (DEPNDBYTRQ, DEPNDBYPNR, DEPNDBYSTM, or DEPNDBYSED=1).....	215	0.65

RECODED SUBSTANCE DEPENDENCE AND ABUSE

A respondent was defined as having illicit drug dependence, DEPNDPYILL, if the respondent was classified as dependent (see dependence criteria listed above DEPNDALC) on any of these following substances: marijuana (DEPNDRMJ), hallucinogens (DEPNDRPYHAL), inhalants (DEPNDRPYINH), methamphetamine (DEPNDRPYMTH), tranquilizers (DEPNDRPYTRQ), cocaine (DEPNDRPCCOC), heroin (DEPNDRPHER), pain relievers (DEPNDRPYPPNR), stimulants (DEPNDRPYSTYM), or sedatives (DEPNDRPYSED).

(DEPNDRPCCOC, DEPNDRPHER, DEPNDRRMJ, DEPNDRPYHAL, DEPNDRPYINH, DEPNDRPYMTH, DEPNDRPYPPNR, DEPNDRPYSED, DEPNDRPYSTYM, DEPNDRPYTRQ)

DEPNDRPYILL Len : 1 RC-ILLCIT DRUG DEPENDENCE - PAST YEAR

	Freq	Pct
0 = No/Unknown (Otherwise).....	31964	97.18
1 = Yes (Any source variable listed above=1)	929	2.82

A respondent was defined as having illicit drug other than marijuana dependence, DEPNDPYIEM, if the respondent was classified as being dependent (see dependence criteria listed above DEPNDALC) on any one of these following substances: hallucinogens (DEPNDRPYHAL), inhalants (DEPNDRPYINH), methamphetamine (DEPNDRPYMTH), tranquilizers (DEPNDRPYTRQ), cocaine (DEPNDRPCCOC), heroin (DEPNDRPHER), pain relievers (DEPNDRPYPPNR), stimulants (DEPNDRPYSTYM), or sedatives (DEPNDRPYSED). A respondent's marijuana dependency status is not considered in the creation of this variable.

(DEPNDRPCCOC, DEPNDRPHER, DEPNDRPYHAL, DEPNDRPYINH, DEPNDRPYMTH, DEPNDRPYPPNR, DEPNDRPYSED, DEPNDRPYSTYM, DEPNDRPYTRQ)

DEPNDRPYIEM Len : 1 RC-ILLCIT DRUG OTHER THAN MARIJUANA DEP - PAST YEAR

	Freq	Pct
0 = No/Unknown (Otherwise).....	32486	98.76
1 = Yes (Any source variable listed above=1)	407	1.24

(DEPNDRDALC, DEPNDRPYILL)

DEPNDRPYILLALC Len : 1 RC-ILLCIT DRUG OR ALCOHOL DEPENDENCE - PAST YEAR

	Freq	Pct
0 = No/Unknown (DEPNDRPYILL=0 and DEPNDALC=0).....	30908	93.97
1 = Yes (DEPNDRPYILL=1 or DEPNDALC=1)	1985	6.03

RECODED SUBSTANCE DEPENDENCE AND ABUSE

NOTE: The 2020 NSDUH CAI instrument included questions that were designed to measure illicit drug or alcohol dependence or abuse (i.e., substance use disorders [SUDs]). The SUD questions were based on the criteria in the American Psychiatric Association (APA) Diagnostic and Statistical Manual of Mental Disorders, 4th edition (DSM IV). Methamphetamine questions were added new to the dependence or abuse module in 2015 and the methamphetamine questions were patterned after questions for cocaine dependence or abuse and were separate from questions for symptoms of dependence or abuse that were related to the misuse of prescription stimulants. SUD recodes based on the DSM-5 use disorder criteria were produced in addition to the DSM-IV recodes (see the Imputed and Recoded DSM-5 Substance Use Disorder sections) and these DSM-5 based recodes were used starting with the 2020 Detailed Tables. Specific details about the DSM-IV dependence or abuse criteria and the DSM-5 use disorder criteria used in these recodes are provided in the Nicotine Dependence and Substance Use Disorder appendix.

Starting with the 2015 NSDUH, changes to the questions in the main modules for hallucinogens, inhalants, methamphetamine, and prescription pain relievers, tranquilizers, stimulants, and sedatives has prompted the start of a new baseline for these measures. These changes also impacted the dependence or abuse questions, prompting a new baseline for the corresponding abuse measures. Additionally beginning in 2015, the abuse measures for these seven substances have been imputed and given new variable names; therefore, they are considered not comparable to similar abuse measures from past years. For all other individual substance measures (marijuana, alcohol, cocaine, and heroin), no changes were applied in 2015 and therefore these measures are considered comparable and have no variable name changes. Summary measures (psychotherapeutics, illicit drugs, or illicit drugs other than marijuana) that include any of the non-comparable measures are also considered not comparable and have new variable names, including the combination dependence or abuse (SUD) measures. Due to methodological changes for 2020, caution is advised when comparing 2020 and prior years.

The abuse measures for inhalants, hallucinogens, pain relievers, tranquilizer, stimulants, and sedatives were imputed using the modified predictive mean neighborhoods (modified PMN) procedure (see the MRB Imputation report for more info). The abuse measures for alcohol, marijuana, cocaine, and heroin that remained comparable to prior years had respondents who did not meet the relevant criteria treated the same as a response of "no." In the specific drug documentation, the source variables whether edited or imputed are noted in the variable mapping shown above the variable name.

ABUSE:

A respondent was defined as having alcohol, marijuana, cocaine, heroin, hallucinogen, inhalant, methamphetamine, pain reliever, tranquilizer, stimulant, or sedative abuse (ABUSEALC, ABUSEMRJ, ABUSECOC, ABUSEHER, ABUSEPYHAL, ABUSEPYINH, ABUSEPYMTH, ABUSEPYPNR, ABUSEPYTRQ, ABUSEPYSTM, ABUSEPYSED) if they reported a positive response to one or more of the following four abuse criteria and was determined not to be dependent upon the substance of interest:

1. Respondent reported having serious problems due to substance use at home, work or school.
2. Respondent reported using substance regularly and then did something where substance use might have put them in physical danger.
3. Respondent reported substance use causing actions that repeatedly got them in trouble with the law.
4. Respondent reported having problems caused by substance use with family or friends and continued to use substance even though it was thought to be causing problems with family and friends.

The abuse measures found in this section of the codebook follow the DSM-IV definition of abuse which take into consideration the respondent's dependence criteria as well. A second set of abuse variables that do not take into account dependence but rather simply indicate if the respondent met one or more of the four abuse criteria are available (ABUPOSXX) in the Substance Dependence or Abuse section as well as an imputed version of these variables (IRABUPOSXXX) found in the Imputed Substance Dependence or Abuse section.

Given the current editing and imputation procedures, along with the use of questions in multiple sections of the questionnaire to determine whether or not a respondent was asked the abuse questions, it is possible for these abuse recode variables to be inconsistent with the imputed substance use and frequency of use variables. The types of inconsistencies that can occur differ by substance since different combinations of the skip logic criteria were used for each substance. Specific details about these inconsistencies are included in the Nicotine Dependence and Substance Use Disorder appendix.

In addition, because the dependence and abuse variables are mutually exclusive with dependence taking precedence (i.e., dependence is determined first and respondents are only classified as having abused if they are not already classified as dependent, regardless of responses to the abuse questions), it is possible for the variables showing abuse of a combination of substances to not correspond with the abuse status of those individual substances. For example, a respondent who is classified as having abused cocaine in the past year may be classified as not having abused illicit drugs because they were dependent on marijuana and already classified as being dependent on illicit drugs.

(ALCFMCTD, ALCFMFPB, ALCLAWTR, ALCPDANG, ALCSERPB, DEPNDALC)

ABUSEALC

Len : 1 RC-ALCOHOL ABUSE - PAST YEAR

	Freq	Pct
0 = No/Unknown (Otherwise).....	32117	97.64
1 = Yes (Any one of above criteria and DEPNDALC=0).....	776	2.36

(DEPNDMRJ, MRJFMCTD, MRJFMFPB, MRJLAWTR, MRJPDANG, MRJSERPB)

ABUSEMRJ

Len : 1 RC-MARIJUANA ABUSE - PAST YEAR

	Freq	Pct
0 = No/Unknown (Otherwise).....	32646	99.25
1 = Yes (Any one of above criteria and DEPNDMRJ=0).....	247	0.75

RECORDED SUBSTANCE DEPENDENCE AND ABUSE

(COCFMCTD, COCFMFPB, COCLAWTR, COCPDANG, COCSERP, DEPNDCCOC)

ABUSECOC Len : 1 RC-COCAINE ABUSE - PAST YEAR

	Freq	Pct
0 = No/Unknown (Otherwise).....	32867	99.92
1 = Yes (Any one of above criteria and DEPNDCCOC=0).....	26	0.08

(DEPNDDHER, HERFMCTD, HERFMFPB, HERLAWTR, HERPDANG, HERSERP)

ABUSEHER Len : 1 RC-HEROIN ABUSE - PAST YEAR

	Freq	Pct
0 = No/Unknown (Otherwise).....	32885	99.98
1 = Yes (Any one of above criteria and DEPNDHER=0).....	8	0.02

(DEPNDDPYHAL, IRABUPOSHAL)

ABUSEPYHAL Len : 1 RC-HALLUCINOGEN ABUSE - PAST YEAR

	Freq	Pct
0 = No (IRABUPOSHAL=0,91,93 or DEPNDPYHAL=1)	32854	99.88
1 = Yes (IRABUPOSHAL=1 and DEPNDPYHAL=0)	39	0.12

(DEPNDDPYINH, IRABUPOSINH)

ABUSEPYINH Len : 1 RC-INHALANT ABUSE - PAST YEAR

	Freq	Pct
0 = No (IRABUPOSINH=0,91,93 or DEPNDPYINH=1).....	32885	99.98
1 = Yes (IRABUPOSINH=1 and DEPNDPYINH=0).....	8	0.02

(DEPNDDPYMTH, IRABUPOSMTH)

ABUSEPYMTH Len : 1 RC-METHAMPHETAMINE ABUSE - PAST YEAR

	Freq	Pct
0 = No (IRABUPOSMTH=0,91,93 or DEPNDPYMTH=1)	32876	99.95
1 = Yes (IRABUPOSMTH=1 and DEPNDPYMTH=0)	17	0.05

(DEPNDDPYPNR, IRABUPOSPNR)

ABUSEPYPNR Len : 1 RC-PAIN RELIEVER ABUSE - PAST YEAR

	Freq	Pct
0 = No (IRABUPOSPNR=0,91,93 or DEPNDPYPNR=1)	32859	99.90
1 = Yes (IRABUPOSPNR=1 and DEPNDPYPNR=0)	34	0.10

(DEPNDDPYTRQ, IRABUPOSTRQ)

ABUSEPYTRQ Len : 1 RC-TRANQUILIZER ABUSE - PAST YEAR

	Freq	Pct
0 = No (IRABUPOSTRQ=0,91,93 or DEPNDPYTRQ=1).....	32857	99.89
1 = Yes (IRABUPOSTRQ=1 and DEPNDPYTRQ=0).....	36	0.11

(DEPNDDPYSTM, IRABUPOSSTM)

ABUSEPYSTM Len : 1 RC-STIMULANT ABUSE - PAST YEAR

	Freq	Pct
0 = No (IRABUPOSSTM=0,91,93 or DEPNDPYSTM=1)	32873	99.94
1 = Yes (IRABUPOSSTM=1 and DEPNDPYSTM=0)	20	0.06

(DEPNDDPYSED, IRABUPOSED)

ABUSEPYSED Len : 1 RC-SEDATIVE ABUSE - PAST YEAR

	Freq	Pct
0 = No (IRABUPOSED=0,91,93 or DEPNDPYSED=1).....	32886	99.98
1 = Yes (IRABUPOSED=1 and DEPNDPYSED=0).....	7	0.02

A respondent was defined as having psychotherapeutic drug abuse, ABUSEPYPSY, if the respondent was classified as abusing (see abuse criteria listed above ABUSEALC) any one of the following drugs: pain relievers (ABUSEPYPNR), tranquilizers (ABUSEPYTRQ), stimulants (ABUSEPYSTM), or sedatives (ABUSEPYSED).

(ABUSEPYPNR, ABUSEPYSED, ABUSEPYSTM, ABUSEPYTRQ, DEPNDPYPSY)

ABUSEPYPSY Len : 1 RC-PSYCHOTHERAPEUTIC ABUSE - PAST YEAR

	Freq	Pct
0 = No (Otherwise).....	32819	99.78
1 = Yes (Any source variable above=1 and DEPNDPSY=0).....	74	0.22

RECODED SUBSTANCE DEPENDENCE AND ABUSE

A respondent is defined as having illicit drug abuse, ABUSEPYILL, if the respondent was classified as abusing (see abuse criteria listed above ABUSEALC) any of the following substances: marijuana (ABUSEMRJ), hallucinogens (ABUSEPYHAL), inhalants (ABUSEPYINH), methamphetamine (ABUSEPYMTH), tranquilizers (ABUSEPYTRQ), cocaine (ABUSECOC), heroin (ABUSEHER), pain relievers (ABUSEPYPNR), stimulants (ABUSEPYSTM), or sedatives (ABUSEPYSED); and was not dependent on any of these substances (DEPNDPYILL=0).

(ABUSECOC, ABUSEHER, ABUSEMRJ, ABUSEPYHAL, ABUSEPYINH, ABUSEPYMTH, ABUSEPYPNR, ABUSEPYSED, ABUSEPYSTM, ABUSEPYTRQ, DEPNDPYILL)

ABUSEPYILL Len : 1 RC-ILLCIT DRUG ABUSE - PAST YEAR

	Freq	Pct
0 = No/Unknown (Otherwise).....	32558	98.98
1 = Yes (Any source variable above=1 and DEPNDPYILL=0).....	335	1.02

A respondent was defined as having illicit drug other than marijuana abuse, ABUSEPYIEM, if the respondent was classified as abusing (see abuse criteria listed above ABUSEALC) any one of the following illicit drugs: hallucinogens (ABUSEPYHAL), inhalants (ABUSEPYINH), methamphetamine (ABUSEPYMTH), tranquilizers (ABUSEPYTRQ), cocaine (ABUSECOC), heroin (ABUSEHER), pain relievers (ABUSEPYPNR), stimulants (ABUSEPYSTM), or sedatives (ABUSEPYSED); and was not dependent on any of these substances (DEPNDPYIEM=0). A respondent's marijuana abuse status is not considered in the creation of this variable.

(ABUSECOC, ABUSEHER, ABUSEPYHAL, ABUSEPYINH, ABUSEPYMTH, ABUSEPYPNR, ABUSEPYSED, ABUSEPYSTM, ABUSEPYTRQ, DEPNDPYIEM)

ABUSEPYIEM Len : 1 RC-ILLCIT DRUG OTHER THAN MARIJUANA ABUSE - PAST YEAR

	Freq	Pct
0 = No/Unknown (Otherwise).....	32758	99.59
1 = Yes (Any source variable above=1 and DEPNDPYIEM=0).....	135	0.41

(ABUSEALC, ABUSEPYILL, DPPYILLALC)

ABPYILLALC Len : 1 RC-ILLCIT DRUG OR ALCOHOL ABUSE - PAST YEAR

	Freq	Pct
0 = No/Unknown (Otherwise).....	31978	97.22
1 = Yes (ABUSEPYILL=1 or ABUSEALC=1 and DPPYILLALC=0).....	915	2.78

NOTE: The following variables were created by using a combination of the abuse and dependence variables. Specifications on how the individual abuse and dependence variables were defined can be found on the previous pages and in the Nicotine Dependence and Substance Use Disorder appendix.

(ABUSEALC, DEPNDALC)

ABODALC Len : 1 RC-ALCOHOL DEPENDENCE OR ABUSE - PAST YEAR

	Freq	Pct
0 = No/Unknown (ABUSEALC=0 and DEPNDALC=0).....	30884	93.89
1 = Yes (ABUSEALC=1 or DEPNDALC=1).....	2009	6.11

(ABUSEMRJ, DEPNDMRJ)

ABODMRJ Len : 1 RC-MARIJUANA DEPENDENCE OR ABUSE - PAST YEAR

	Freq	Pct
0 = No/Unknown (ABUSEMRJ=0 and DEPNDMRJ=0).....	32065	97.48
1 = Yes (ABUSEMRJ=1 or DEPNDMRJ=1).....	828	2.52

(ABUSECOC, DEPNDCOCC)

ABODCOCC Len : 1 RC-COCAINE DEPENDENCE OR ABUSE - PAST YEAR

	Freq	Pct
0 = No/Unknown (ABUSECOC=0 and DEPNDCOCC=0).....	32794	99.70
1 = Yes (ABUSECOC=1 or DEPNDCOCC=1).....	99	0.30

(ABUSEHER, DEPNDHER)

ABODHER Len : 1 RC-HEROIN DEPENDENCE OR ABUSE - PAST YEAR

	Freq	Pct
0 = No/Unknown (ABUSEHER=0 and DEPNDHER=0).....	32824	99.79
1 = Yes (ABUSEHER=1 or DEPNDHER=1).....	69	0.21

(ABUSEPYHAL, DEPNDPYHAL)

UDPYHAL Len : 1 RC-HALLUCINOGEN DEPENDENCE OR ABUSE - PAST YEAR

	Freq	Pct
0 = No (ABUSEPYHAL=0 and DEPNDPYHAL=0).....	32836	99.83
1 = Yes (ABUSEPYHAL=1 or DEPNDPYHAL=1).....	57	0.17

RECORDED SUBSTANCE DEPENDENCE AND ABUSE

(ABUSEPYINH, DEPNDPYINH)

<u>UDPYINH</u>	Len : 1 RC-INHALANT DEPENDENCE OR ABUSE - PAST YEAR		
	0 = No (ABUSEPYINH=0 and DEPNDPYINH=0)	Freq	Pct
	1 = Yes (ABUSEPYINH=1 or DEPNDPYINH=1).....	32870	99.93
		23	0.07

(ABUSEPYMTH, DEPNDPYMTH)

<u>UDPYMTH</u>	Len : 1 RC-METHAMPHETAMINE DEPENDENCE OR ABUSE - PAST YEAR		
	0 = No (ABUSEPYMTH=0 and DEPNDPYMTH=0)	Freq	Pct
	1 = Yes (ABUSEPYMTH=1 or DEPNDPYMTH=1).....	32744	99.55
		149	0.45

(ABUSEPYPNR, DEPNDPYPNR)

<u>UDPYPNR</u>	Len : 1 RC-PAIN RELIEVER DEPENDENCE OR ABUSE - PAST YEAR		
	0 = No (ABUSEPYPNR=0 and DEPNDPYPNR=0)	Freq	Pct
	1 = Yes (ABUSEPYPNR=1 or DEPNDPYPNR=1).....	32727	99.50
		166	0.50

(ABUSEPYTRQ, DEPNDPYTRQ)

<u>UDPYTRQ</u>	Len : 1 RC-TRANQUILIZER DEPENDENCE OR ABUSE - PAST YEAR		
	0 = No (ABUSEPYTRQ=0 and DEPNDPYTRQ=0).....	Freq	Pct
	1 = Yes (ABUSEPYTRQ=1 or DEPNDPYTRQ=1).....	32814	99.76
		79	0.24

(ABUSEPYSTM, DEPNDPYSTM)

<u>UDPYSTM</u>	Len : 1 RC-STIMULANT DEPENDENCE OR ABUSE - PAST YEAR		
	0 = No (ABUSEPYSTM=0 and DEPNDPYSTM=0)	Freq	Pct
	1 = Yes (ABUSEPYSTM=1 or DEPNDPYSTM=1)	32811	99.75
		82	0.25

(ABUSEPYSED, DEPNDPYSED)

<u>UDPYSED</u>	Len : 1 RC-SEDATIVE DEPENDENCE OR ABUSE - PAST YEAR		
	0 = No (ABUSEPYSED=0 and DEPNDPYSED=0).....	Freq	Pct
	1 = Yes (ABUSEPYSED=1 or DEPNDPYSED=1).....	32875	99.95
		18	0.05

(UDPYSED, UDPYTRQ)

<u>UDPYTRQSED</u>	Len : 1 RC-TRANQUILIZER OR SEDATIVE DEPENDENCE OR ABUSE - PAST YEAR		
	0 = No (UDPYTRQ=0 and UDPYSED=0).....	Freq	Pct
	1 = Yes (UDPYTRQ=1 or UDPYSED=1).....	32801	99.72
		92	0.28

(ABUSEPYPSY, DEPNDPYPSY)

<u>UDPYPSY</u>	Len : 1 RC-PSYCHOTHERAPEUTIC DEPENDENCE OR ABUSE - PAST YEAR		
	0 = No (ABUSEPYPSY=0 and DEPNDPYPSY=0).....	Freq	Pct
	1 = Yes (ABUSEPYPSY=1 or DEPNDPYPSY=1).....	32604	99.12
		289	0.88

(ABODHER, UDPYPNR)

<u>UDPYOPI</u>	Len : 1 RC-OPIOID DEPENDENCE OR ABUSE - PAST YEAR		
	0 = No (ABODHER=0 and UDPYPNR=0)	Freq	Pct
	1 = Yes (ABODHER=1 or UDPYPNR=1)	32686	99.37
		207	0.63

(ABODHER, UDPYPNR)

<u>UDPYHRPNR</u>	Len : 1 RC-HEROIN AND/OR PAIN RELIEVER DEPENDENCE OR ABUSE - PST YR		
	1 = Heroin only (ABODHER=1 and UDPYPNR=0)	Freq	Pct
	2 = Pain reliever only (ABODHER=0 and UDPYPNR=1).....	41	0.12
	3 = Heroin and pain reliever (ABODHER=1 and UDPYPNR=1).....	138	0.42
	4 = Neither (ABODHER=0 and UDPYPNR=0)	28	0.09
		32686	99.37

RECODED SUBSTANCE DEPENDENCE AND ABUSE

(ABUSEPYILL, DEPNDPYILL)

<u>UDPYILL</u>	Len : 1 RC-ILLCIT DRUG DEPENDENCE OR ABUSE - PAST YEAR		
	0 = No/Unknown (ABUSEPYILL=0 and DEPNDPYILL=0).....	Freq	Pct
	1 = Yes (ABUSEPYILL=1 or DEPNDPYILL=1)	31629	96.16
		1264	3.84

(ABUSEPYIEM, DEPNDPYIEM)

<u>UDPYIEM</u>	Len : 1 RC-ILLCIT DRUG OTHER THAN MRJ DEP OR ABUSE - PAST YEAR		
	0 = No/Unknown (ABUSEPYIEM=0 and DEPNDPYIEM=0)	Freq	Pct
	1 = Yes (ABUSEPYIEM=1 or DEPNDPYIEM=1)	32351	98.35
		542	1.65

(ABPYILLALC, DPPYILLALC)

<u>UDPYILLAL</u>	Len : 1 RC-ILLCIT DRUG OR ALCOHOL DEP OR ABUSE - PAST YEAR		
	0 = No/Unknown (ABPYILLALC=0 and DPPYILLALC=0)	Freq	Pct
	1 = Yes (ABPYILLALC=1 or DPPYILLALC=1)	29993	91.18
		2900	8.82

(ABODALC, UDPYILL)

<u>UDPYILAAL</u>	Len : 1 RC-ILLCIT DRUG AND ALCOHOL DEP OR ABUSE - PAST YEAR		
	0 = No/Unknown (UDPYILL=0 or ABODALC=0).....	Freq	Pct
	1 = Yes (UDPYILL=1 and ABODALC=1)	32520	98.87
		373	1.13

(ABODALC, UDPYILL)

<u>DUDNOAUD</u>	Len : 1 RC-ILL DRUG DEP OR ABUSE, NO ALC DEP OR ABUSE - PAST YEAR		
	0 = No (ABODALC=1 or UDPYILL=0).....	Freq	Pct
	1 = Yes (ABODALC=0 and UDPYILL=1)	32002	97.29
		891	2.71

(ABODALC, UDPYILL)

<u>AUDNODUD</u>	Len : 1 RC-ALC DEP OR ABUSE, NO ILL DRUG DEP OR ABUSE - PAST YEAR		
	0 = No (ABODALC=0 or UDPYILL=1).....	Freq	Pct
	1 = Yes (ABODALC=1 and UDPYILL=0)	31257	95.03
		1636	4.97

DSM-5 SUBSTANCE USE DISORDER

DSM-5 SUBSTANCE USE DISORDER

The next set of variables are substance use disorder measures for alcohol and illicit drugs and are based on the criteria in the *Diagnostic and Statistical Manual of Mental Disorders*, 5th edition. Illicit drugs include marijuana, cocaine, heroin, hallucinogens, inhalants, methamphetamine, and the misuse of prescription psychotherapeutic drugs (i.e., pain relievers, tranquilizers, stimulants, and sedatives). These variables include missing values, while the imputation-revised versions of these variables in which missing values are replaced with valid response categories are described in the "Imputed DSM-5 Substance Use Disorder" section. The construction of all SUD variables is described in more detail in the Nicotine Dependence and Substance Use Disorder appendix.

NOTE: Respondents who reported past year alcohol use but indicated use of alcohol on 5 or fewer days in the past year were not asked the questions on alcohol use disorder. However, respondents who reported past year alcohol use and had a missing value for the number of days they used alcohol in the past year were asked the questions on alcohol use disorder. Therefore, it is possible for a respondent to have used alcohol on 5 or fewer days in the past year according to IRALCFY but to be classified as having a past year substance use disorder of alcohol.

(ALCCUTEV, ALCEMCTD, ALCFMCTD, ALCGTOVR, ALCKPLMT, ALCLOTTM, ALCLSACT, ALCLSEFX, ALCNDMOR, ALCPDANG, ALCPHCTD, ALCSERP, ALCWD2SX, ALCYR, ALCYRTOT, SDALURGEED)
PYUD5ALC Len : 2 ALCOHOL USE DISORDER IN THE PAST YEAR

	Freq	Pct
. = Missing: Past year use known or imputed.....	463	1.41
0 = No.....	13738	41.77
1 = Yes.....	3606	10.96
91 = NEVER USED ALCOHOL.....	8381	25.48
93 = DID NOT USE ALCOHOL PAST 12 MONTHS OR USED <6 DAYS	6705	20.38

NOTE: Respondents who reported past year marijuana use but indicated use of marijuana on 5 or fewer days in the past year were not asked the questions on marijuana use disorder. However, respondents who reported past year marijuana use and had a missing value for the number of days they used marijuana in the past year were asked the questions on marijuana use disorder. Therefore, it is possible for a respondent to have used marijuana on 5 or fewer days in the past year according to IRMJFY but to be classified as having a past year substance use disorder of marijuana.

(MJYRTOT, MRJCUTEV, MRJEMCTD, MRJFMCTD, MRJGTOVR, MRJKPLMT, MRJLOTTM, MRJLSACT, MRJLSEFX, MRJNDMOR, MRJPDANG, MRJPHCTD, MRJSERP, MRJYR, SDM JURGEED, SDM JWDLA1ED, SDM JWDLA2ED, SDM JWDLA3ED, SDM JWDLA4ED, SDM JWDLA5ED, SDM JWDLA6ED, SDM JWDLB1ED, SDM JWDLB2ED, SDM JWDLB3ED, SDM JWDLB4ED, SDM JWDLB5ED, SDM JWDLB6ED)
PYUD5MRJ Len : 2 MARIJUANA USE DISORDER IN THE PAST YEAR

	Freq	Pct
. = Missing: Past year use known or imputed.....	299	0.91
0 = No.....	2898	8.81
1 = Yes.....	2027	6.16
91 = NEVER USED MARIJUANA	18051	54.88
93 = DID NOT USE MARIJUANA PAST 12 MONTHS OR USED <6 DAYS.....	9618	29.24

NOTE: Respondents who reported lifetime but not past year use of cocaine, but were past year users of cocaine according to the variable CONDLREC, were asked the questions on cocaine use disorder. Because the editing and imputation procedures for cocaine recency do not incorporate CONDLREC, it is possible for a respondent to be a lifetime but not a past year user of cocaine according to IRCOCREC, but to be classified as having past year substance use disorder of cocaine. The few respondents who were lifetime but not past year users of cocaine according to IRCOCREC but were missing for CONDLREC were considered past year nonusers.

(COCCUTEV, COCEMCTD, COCFLBLU, COCFMCTD, COCGTOVR, COCKPLMT, COCLOTTM, COCLSACT, COCLSEFX, COCNDMOR, COCPDANG, COCPHCTD, COCSERP, COCWD2SX, COCYR, CONDLREC, SDCCURGEED)
PYUD5COCA Len : 2 COCAINE USE DISORDER IN THE PAST YEAR

	Freq	Pct
. = Missing: Past year use known or imputed.....	29	0.09
0 = No.....	557	1.69
1 = Yes.....	137	0.42
91 = NEVER USED COCAINE	28987	88.13
93 = DID NOT USE COCAINE IN THE PAST 12 MONTHS	3183	9.68

DSM-5 SUBSTANCE USE DISORDER

NOTE: Respondents who reported lifetime but not past year use of heroin, but were past year users of heroin according to the variables HRNDLREC, HRSMKREC, or HRSNFREC were asked the questions on heroin use disorder. Because the editing and imputation procedures for heroin recency do not incorporate HRNDLREC, HRSMKREC, or HRSNFREC, it is possible for a respondent to be a lifetime but not a past year user of heroin according to IRHERRC, but to be classified as having past year substance use disorder of heroin. The few respondents who were lifetime but not past year users of heroin according to IRHERRC but were missing for HRNDLREC, HRSMKREC, or HRSNFREC were considered past year nonusers.

(HERCUTEV, HEREMCTD, HERFMCTD, HERGTOVR, HERKPLMT, HERLOTTM, HERLSACT, HERLSEFX, HERNDMOR, HERPDANG, HERPHCTD, HERSERP, HERWD3SX, HERYR, HRNDLREC, HRSMKREC, HRSNFREC, SDHEURGEED)

PYUD5HER

Len : 2 HEROIN USE DISORDER IN THE PAST YEAR

	Freq	Pct
. = Missing: Past year use known or imputed.....	13	0.04
0 = No.....	27	0.08
1 = Yes.....	75	0.23
91 = NEVER USED HEROIN.....	32315	98.24
93 = DID NOT USE HEROIN IN THE PAST 12 MONTHS.....	463	1.41

(HALLUCYR, HALUCUTEV, HALUEMCTD, HALUFMCTD, HALUGTOVR, HALUKPLMT, HALULOTTM, HALULSACT, HALULSEFX, HALUNDMOR, HALUPDANG, HALUPHCTD, HALUSERPB, SDHAURGEED)

PYUD5HAL

Len : 2 HALLUCINOGEN USE DISORDER IN THE PAST YEAR

	Freq	Pct
. = Missing: Past year use known or imputed.....	57	0.17
0 = No.....	1038	3.16
1 = Yes.....	74	0.22
91 = NEVER USED HALLUCINOGENS.....	27753	84.37
93 = DID NOT USE HALLUCINOGENS IN THE PAST 12 MONTHS.....	3971	12.07

(INHLYR, INHLCUTEV, INHLEMCTD, INHLFMCTD, INHLGTOVR, INHLKPLMT, INHLLOTTM, INHLLSACT, INHLLSEFX, INHLNDMOR, INHLPDANG, INHLPHCTD, INHLSERP, SDINURGEED)

PYUD5INH

Len : 2 INHALANT USE DISORDER IN THE PAST YEAR

	Freq	Pct
. = Missing: Past year use known or imputed.....	37	0.11
0 = No.....	366	1.11
1 = Yes.....	35	0.11
91 = NEVER USED INHALANTS.....	29518	89.74
93 = DID NOT USE INHALANTS IN THE PAST 12 MONTHS.....	2937	8.93

NOTE: Respondents who reported lifetime but not past year use of methamphetamine, but were past year users of methamphetamine according to the variable METHNDLRC, were asked the questions on methamphetamine use disorder. Because the editing and imputation procedures for methamphetamine recency do not incorporate METHNDLRC, it is possible for a respondent to be a lifetime but not a past year user of methamphetamine according to IRMETHAMREC, but to be classified as having past year substance use disorder of methamphetamine. The few respondents who were lifetime but not past year users of methamphetamine according to IRMETHAMREC but were missing for METHNDLRC were considered past year nonusers.

(METHAMYR, METHCUTEV, METHMCTD, METHFLBLU, METHFMCTD, METHGTOVR, METHKPLMT, METHLOTTM, METHLSACT, METHLSEFX, METHNDLRC, METHNDMOR, METHPDANG, METHPHCTD, METHSERPB, METHWD2SX, SDMEURGEED)

PYUD5MTH

Len : 2 METHAMPHETAMINE USE DISORDER IN THE PAST YEAR

	Freq	Pct
. = Missing: Past year use known or imputed.....	23	0.07
0 = No.....	84	0.26
1 = Yes.....	154	0.47
91 = NEVER USED METHAMPHETAMINE.....	31488	95.73
93 = DID NOT USE METHAMPHETAMINE IN THE PAST 12 MONTHS.....	1144	3.48

NOTE: Respondents who reported past year use but not misuse of prescription psychotherapeutics (i.e., pain relievers, tranquilizers, stimulants, and sedatives) were not asked the questions on use disorder for the respective substance. These respondents were classified as not having a substance use disorder.

(PNRLCUTEV, PNRLMCTD, PNRLFMCTD, PNRLGTOVR, PNRLKPLMT, PNRLLOTTM, PNRLSACT, PNRLSEFX, PNRLNDMOR, PNRLPDANG, PNRLPHCTD, PNRLSERPB, PNRLWD3SX, PNRNMYR, SDPRURGEED)

PYUD5PNR

Len : 2 PAIN RELIEVER USE DISORDER IN THE PAST YEAR

	Freq	Pct
. = Missing: Past year use known or imputed.....	62	0.19
0 = No.....	785	2.39
1 = Yes.....	227	0.69
91 = NEVER MISUSED PAIN RELIEVERS.....	29954	91.06
93 = DID NOT MISUSE PAIN RELIEVER IN THE PAST 12 MOS.....	1865	5.67

DSM-5 SUBSTANCE USE DISORDER

(SDTRURGEED, SDTRWITHD1ED, SDTRWITHD2ED, SDTRWITHD3ED, SDTRWITHD4ED, SDTRWITHD5ED, SDTRWITHD6ED, SDTRWITHD7ED, TRQLCUTEV, TRQLEMCTD, TRQLFMCTD, TRQLGTOVR, TRQLKPLMT, TRQLLOTTM, TRQLLSACT, TRQLLSEFT, TRQLNDMOR, TRQLPDANG, TRQLPHCTD, TRQLSERPB, TRQNMYR)
PYUD5TRQ Len : 2 TRANQUILIZER USE DISORDER IN THE PAST YEAR

	Freq	Pct
. = Missing: Past year use known or imputed.....	41	0.12
0 = No.....	539	1.64
1 = Yes.....	107	0.33
91 = NEVER MISUSED TRANQUILIZERS.....	31482	95.71
93 = DID NOT MISUSE TRANQUILIZERS IN THE PAST 12 MOS.....	724	2.20

(SDSTURGEED, STIMCUTEV, STIMEMCTD, STIMFLBLU, STIMFMCTD, STIMGTOVR, STIMKPLMT, STIMLOTTM, STIMLSACT, STIMLSEFX, STIMNDMOR, STIMPDANG, STIMPHCTD, STIMSERPB, STIMWD2SX, STMNMYR)
PYUD5STM Len : 2 STIMULANT USE DISORDER IN THE PAST YEAR

	Freq	Pct
. = Missing: Past year use known or imputed.....	22	0.07
0 = No.....	638	1.94
1 = Yes.....	115	0.35
91 = NEVER MISUSED STIMULANTS.....	31184	94.80
93 = DID NOT MISUSE STIMULANTS IN THE PAST 12 MOS.....	934	2.84

(SDSVURGEED, SEDNMYR, SEDVCUTEV, SEDVEMCTD, SEDVFMCTD, SEDVGTOVR, SEDVKPLMT, SEDVLOTTM, SEDVLSACT, SEDVLSEFX, SEDVNDMOR, SEDVPDANG, SEDVPHCTD, SEDVSRPB, SEDVWD1SX)
PYUD5SED Len : 2 SEDATIVE USE DISORDER IN THE PAST YEAR

	Freq	Pct
. = Missing: Past year use known or imputed.....	6	0.02
0 = No.....	116	0.35
1 = Yes.....	31	0.09
91 = NEVER MISUSED SEDATIVES.....	32193	97.87
93 = DID NOT MISUSE SEDATIVES IN THE PAST 12 MOS.....	547	1.66

IMPUTED DSM-5 SUBSTANCE USE DISORDER

IMPUTED DSM-5 SUBSTANCE USE DISORDER

The next set of variables are imputation-revised substance use disorder measures for alcohol and illicit drugs and are based on the criteria in the *Diagnostic and Statistical Manual of Mental Disorders*, 5th edition. Illicit drugs include marijuana, cocaine, heroin, hallucinogens, inhalants, methamphetamine, and the misuse of prescription psychotherapeutic drugs (i.e., pain relievers, tranquilizers, stimulants, and sedatives). The construction of all SUD variables is described in more detail in the Nicotine Dependence and Substance Use Disorder appendix.

NOTE: Respondents who reported past year alcohol use but indicated use of alcohol on 5 or fewer days in the past year were not asked the questions on alcohol use disorder. However, respondents who reported past year alcohol use and had a missing value for the number of days they used alcohol in the past year were asked the questions on alcohol use disorder. Therefore, it is possible for a respondent to have used alcohol on 5 or fewer days in the past year according to IRALCFY but to be classified as having a past year substance use disorder of alcohol.

(PYUD5ALC)

IRPYUD5ALC

Len : 2 ALCOHOL USE DISORDER IN THE PAST YEAR - IMP REV

	Freq	Pct
0 = No.....	29198	88.77
1 = Yes.....	3695	11.23

(PYUD5ALC)

IIPYUD5ALC

Len : 2 ALCOHOL USE DISORDER IN THE PAST YEAR - IMP IND

	Freq	Pct
1 = Questionnaire data	17344	52.73
3 = Statistically imputed data.....	463	1.41
9 = LEGITIMATE SKIP-NOT A LIFETIME/PAST YEAR USER	15086	45.86

NOTE: Respondents who reported past year marijuana use but indicated use of marijuana on 5 or fewer days in the past year were not asked the questions on marijuana use disorder. However, respondents who reported past year marijuana use and had a missing value for the number of days they used marijuana in the past year were asked the questions on marijuana use disorder. Therefore, it is possible for a respondent to have used marijuana on 5 or fewer days in the past year according to IRMJFY but to be classified as having a past year substance use disorder of marijuana.

(PYUD5MRJ)

IRPYUD5MRJ

Len : 2 MARIJUANA USE DISORDER IN THE PAST YEAR - IMP REV

	Freq	Pct
0 = No.....	30742	93.46
1 = Yes.....	2151	6.54

(PYUD5MRJ)

IIPYUD5MRJ

Len : 2 MARIJUANA USE DISORDER IN THE PAST YEAR - IMP IND

	Freq	Pct
1 = Questionnaire data	4925	14.97
3 = Statistically imputed data.....	299	0.91
9 = LEGITIMATE SKIP-NOT A LIFETIME/PAST YEAR USER	27669	84.12

NOTE: Respondents who reported lifetime but not past year use of cocaine, but were past year users of cocaine according to the variable CONDLREC, were asked the questions on cocaine use disorder. Because the editing and imputation procedures for cocaine recency do not incorporate CONDLREC, it is possible for a respondent to be a lifetime but not a past year user of cocaine according to IRCOCREC, but to be classified as having past year substance use disorder of cocaine. The few respondents who were lifetime but not past year users of cocaine according to IRCOCREC but were missing for CONDLREC were considered past year nonusers.

(PYUD5COC)

IRPYUD5COC

Len : 2 COCAINE USE DISORDER IN THE PAST YEAR - IMP REV

	Freq	Pct
0 = No.....	32749	99.56
1 = Yes.....	144	0.44

(PYUD5COC)

IIPYUD5COC

Len : 2 COCAINE USE DISORDER IN THE PAST YEAR - IMP IND

	Freq	Pct
1 = Questionnaire data	694	2.11
3 = Statistically imputed data.....	29	0.09
9 = LEGITIMATE SKIP-NOT A LIFETIME/PAST YEAR USER	32170	97.80

IMPUTED DSM-5 SUBSTANCE USE DISORDER

NOTE: Respondents who reported lifetime but not past year use of heroin, but were past year users of heroin according to the variables HRNDLREC, HRSMKREC, or HRSNFREC were asked the questions on heroin use disorder. Because the editing and imputation procedures for heroin recency do not incorporate HRNDLREC, HRSMKREC, or HRSNFREC, it is possible for a respondent to be a lifetime but not a past year user of heroin according to IRHERRC, but to be classified as having past year substance use disorder of heroin. The few respondents who were lifetime but not past year users of heroin according to IRHERRC but were missing for HRNDLREC, HRSMKREC, or HRSNFREC were considered past year nonusers.

(PYUD5HER)
IRPYUD5HER

Len : 2	HEROIN USE DISORDER IN THE PAST YEAR - IMP REV		
		Freq	Pct
0 = No.....	32809	99.74
1 = Yes.....	84	0.26

(PYUD5HER)
IIPYUD5HER

Len : 2	HEROIN USE DISORDER IN THE PAST YEAR - IMP IND		
		Freq	Pct
1 = Questionnaire data	102	0.31
3 = Statistically imputed data.....	13	0.04
9 = LEGITIMATE SKIP-NOT A LIFETIME/PAST YEAR USER	32778	99.65

(PYUD5HAL)
IRPYUD5HAL

Len : 2	HALLUCINOGEN USE DISORDER IN THE PAST YEAR - IMP REV		
		Freq	Pct
0 = No.....	32813	99.76
1 = Yes.....	80	0.24

(PYUD5HAL)
IIPYUD5HAL

Len : 2	HALLUCINOGEN USE DISORDER IN THE PAST YEAR - IMP IND		
		Freq	Pct
1 = Questionnaire data	1112	3.38
3 = Statistically imputed data.....	57	0.17
9 = LEGITIMATE SKIP-NOT A LIFETIME/PAST YEAR USER	31724	96.45

(PYUD5INH)
IRPYUD5INH

Len : 2	INHALANT USE DISORDER IN THE PAST YEAR - IMP REV		
		Freq	Pct
0 = No.....	32851	99.87
1 = Yes.....	42	0.13

(PYUD5INH)
IIPYUD5INH

Len : 2	INHALANT USE DISORDER IN THE PAST YEAR - IMP IND		
		Freq	Pct
1 = Questionnaire data	401	1.22
3 = Statistically imputed data.....	37	0.11
9 = LEGITIMATE SKIP-NOT A LIFETIME/PAST YEAR USER	32455	98.67

NOTE: Respondents who reported lifetime but not past year use of methamphetamine, but were past year users of methamphetamine according to the variable METHNDLRC, were asked the questions on methamphetamine use disorder. Because the editing and imputation procedures for methamphetamine recency do not incorporate METHNDLRC, it is possible for a respondent to be a lifetime but not a past year user of methamphetamine according to IRMETHAMREC, but to be classified as having past year substance use disorder of methamphetamine. The few respondents who were lifetime but not past year users of methamphetamine according to IRMETHAMREC but were missing for METHNDLRC were considered past year nonusers.

(PYUD5MTH)
IRPYUD5MTH

Len : 2	METHAMPHETAMINE USE DISORDER IN THE PAST YEAR - IMP REV		
		Freq	Pct
0 = No.....	32723	99.48
1 = Yes.....	170	0.52

IMPUTED DSM-5 SUBSTANCE USE DISORDER

(PYUD5MTH)
IPYUD5MTH

Len : 2	METHAMPHETAMINE USE DISORDER IN THE PAST YEAR - IMP IND		
		Freq	Pct
	1 = Questionnaire data	238	0.72
	3 = Statistically imputed data.....	23	0.07
	9 = LEGITIMATE SKIP-NOT A LIFETIME/PAST YEAR USER	32632	99.21

NOTE: Respondents who reported past year use but not misuse of prescription psychotherapeutics (i.e., pain relievers, tranquilizers, stimulants, and sedatives) were not asked the questions on use disorder for the respective substance. These respondents were classified as not having a substance use disorder.

(PYUD5PNR)
IRPYUD5PNR

Len : 2	PAIN RELIEVER USE DISORDER IN THE PAST YEAR - IMP REV		
		Freq	Pct
	0 = No.....	32651	99.26
	1 = Yes.....	242	0.74

(PYUD5PNR)
IPYUD5PNR

Len : 2	PAIN RELIEVER USE DISORDER IN THE PAST YEAR - IMP IND		
		Freq	Pct
	1 = Questionnaire data	1012	3.08
	3 = Statistically imputed data.....	62	0.19
	9 = LEGITIMATE SKIP-NOT A LIFETIME/PAST YEAR MISUSER	31819	96.73

(PYUD5TRQ)
IRPYUD5TRQ

Len : 2	TRANQUILIZER USE DISORDER IN THE PAST YEAR - IMP REV		
		Freq	Pct
	0 = No.....	32776	99.64
	1 = Yes.....	117	0.36

(PYUD5TRQ)
IPYUD5TRQ

Len : 2	TRANQUILIZER USE DISORDER IN THE PAST YEAR - IMP IND		
		Freq	Pct
	1 = Questionnaire data	646	1.96
	3 = Statistically imputed data.....	41	0.12
	9 = LEGITIMATE SKIP-NOT A LIFETIME/PAST YEAR MISUSER	32206	97.91

(PYUD5STM)
IRPYUD5STM

Len : 2	STIMULANT USE DISORDER IN THE PAST YEAR - IMP REV		
		Freq	Pct
	0 = No.....	32776	99.64
	1 = Yes.....	117	0.36

(PYUD5STM)
IPYUD5STM

Len : 2	STIMULANT USE DISORDER IN THE PAST YEAR - IMP IND		
		Freq	Pct
	1 = Questionnaire data	753	2.29
	3 = Statistically imputed data.....	22	0.07
	9 = LEGITIMATE SKIP-NOT A LIFETIME/PAST YEAR MISUSER	32118	97.64

(PYUD5SED)
IRPYUD5SED

Len : 2	SEDATIVE USE DISORDER IN THE PAST YEAR - IMP REV		
		Freq	Pct
	0 = No.....	32860	99.90
	1 = Yes.....	33	0.10

(PYUD5SED)
IPYUD5SED

Len : 2	SEDATIVE USE DISORDER IN THE PAST YEAR - IMP IND		
		Freq	Pct
	1 = Questionnaire data	147	0.45
	3 = Statistically imputed data.....	6	0.02
	9 = LEGITIMATE SKIP-NOT A LIFETIME/PAST YEAR MISUSER	32740	99.53

IMPUTED DSM-5 SUBSTANCE USE DISORDER

The next set of variables are imputation-revised measures of substance use disorder severity for alcohol and illicit drugs and are based on the criteria in the *Diagnostic and Statistical Manual of Mental Disorders*, 5th edition. The severity of an SUD according to DSM-5 criteria is determined by the number of individual criteria recorded as positive for a particular substance. Respondents were classified as having an SUD of mild severity if they met two or three SUD criteria for that substance, an SUD of moderate severity if they met four or five SUD criteria for that substance, and a severe SUD if they met six or more SUD criteria for that substance. The construction of all SUD variables is described in more detail in the Nicotine Dependence and Substance Use Disorder appendix.

NOTE: Respondents who reported past year alcohol use but indicated use of alcohol on 5 or fewer days in the past year were not asked the questions on alcohol use disorder. However, respondents who reported past year alcohol use and had a missing value for the number of days they used alcohol in the past year were asked the questions on alcohol use disorder. Therefore, it is possible for a respondent to have used alcohol on 5 or fewer days in the past year according to IRALCFY but to be classified as having a past year substance use disorder of alcohol.

(IRPYUD5ALC)
IRPYSEV5ALC

Len : 2 ALCOHOL USE DISORDER SEVERITY IN THE PAST YEAR - IMP REV

	Freq	Pct
1 = Mild disorder	2315	7.04
2 = Moderate disorder.....	801	2.44
3 = Severe disorder	579	1.76
9 = NO PAST YEAR USE DISORDER.....	29198	88.77

IIPYSEV5ALC

Len : 2 ALCOHOL USE DISORDER SEVERITY IN THE PAST YEAR - IMP IND

	Freq	Pct
1 = Questionnaire data	3564	10.84
3 = Statistically imputed data.....	505	1.54
9 = LEGITIMATE SKIP - NO PAST YEAR USE DISORDER	28824	87.63

NOTE: Respondents who reported past year marijuana use but indicated use of marijuana on 5 or fewer days in the past year were not asked the questions on marijuana use disorder. However, respondents who reported past year marijuana use and had a missing value for the number of days they used marijuana in the past year were asked the questions on marijuana use disorder. Therefore, it is possible for a respondent to have used marijuana on 5 or fewer days in the past year according to IRMJFY but to be classified as having a past year substance use disorder of marijuana.

(IRPYUD5MRJ)
IRPYSEV5MRJ

Len : 2 MARIJUANA USE DISORDER SEVERITY IN THE PAST YEAR - IMP REV

	Freq	Pct
1 = Mild disorder	1370	4.17
2 = Moderate disorder.....	506	1.54
3 = Severe disorder	275	0.84
9 = NO PAST YEAR USE DISORDER.....	30742	93.46

IIPYSEV5MRJ

Len : 2 MARIJUANA USE DISORDER SEVERITY IN THE PAST YEAR - IMP IND

	Freq	Pct
1 = Questionnaire data	1969	5.99
3 = Statistically imputed data.....	357	1.09
9 = LEGITIMATE SKIP - NO PAST YEAR USE DISORDER	30567	92.93

NOTE: Respondents who reported lifetime but not past year use of cocaine, but were past year users of cocaine according to the variable CONDLREC, were asked the questions on cocaine use disorder. Because the editing and imputation procedures for cocaine recency do not incorporate CONDLREC, it is possible for a respondent to be a lifetime but not a past year user of cocaine according to IRCOCREC, but to be classified as having past year substance use disorder of cocaine. The few respondents who were lifetime but not past year users of cocaine according to IRCOCREC but were missing for CONDLREC were considered past year nonusers.

(IRPYUD5COC)
IRPYSEV5COC

Len : 2 COCAINE USE DISORDER SEVERITY IN THE PAST YEAR - IMP REV

	Freq	Pct
1 = Mild disorder	61	0.19
2 = Moderate disorder.....	34	0.10
3 = Severe disorder	49	0.15
9 = NO PAST YEAR USE DISORDER.....	32749	99.56

IIPYSEV5COC

Len : 2 COCAINE USE DISORDER SEVERITY IN THE PAST YEAR - IMP IND

	Freq	Pct
1 = Questionnaire data	132	0.40
3 = Statistically imputed data.....	34	0.10
9 = LEGITIMATE SKIP - NO PAST YEAR USE DISORDER	32727	99.50

IMPUTED DSM-5 SUBSTANCE USE DISORDER

NOTE: Respondents who reported lifetime but not past year use of heroin, but were past year users of heroin according to the variables HRNDLREC, HRSMKREC, or HRSNFREC were asked the questions on heroin use disorder. Because the editing and imputation procedures for heroin recency do not incorporate HRNDLREC, HRSMKREC, or HRSNFREC, it is possible for a respondent to be a lifetime but not a past year user of heroin according to IRHERRC, but to be classified as having past year substance use disorder of heroin. The few respondents who were lifetime but not past year users of heroin according to IRHERRC but were missing for HRNDLREC, HRSMKREC, or HRSNFREC were considered past year nonusers.

(IRPYUD5HER)
IRPYSEV5HER

Len : 2	HEROIN USE DISORDER SEVERITY IN THE PAST YEAR - IMP REV		
		Freq	Pct
	1 = Mild disorder	12	0.04
	2 = Moderate disorder.....	13	0.04
	3 = Severe disorder	59	0.18
	9 = NO PAST YEAR USE DISORDER.....	32809	99.74

IIPYSEV5HER

Len : 2	HEROIN USE DISORDER SEVERITY IN THE PAST YEAR - IMP IND		
		Freq	Pct
	1 = Questionnaire data	74	0.22
	3 = Statistically imputed data.....	14	0.04
	9 = LEGITIMATE SKIP - NO PAST YEAR USE DISORDER	32805	99.73

NOTE: Respondents who reported lifetime but not past year use of methamphetamine, but were past year users of methamphetamine according to the variable METHNDLRC, were asked the questions on methamphetamine use disorder. Because the editing and imputation procedures for methamphetamine recency do not incorporate METHNDLRC, it is possible for a respondent to be a lifetime but not a past year user of methamphetamine according to IRMETHAMREC, but to be classified as having past year substance use disorder of methamphetamine. The few respondents who were lifetime but not past year users of methamphetamine according to IRMETHAMREC but were missing for METHNDLRC were considered past year nonusers.

(IRPYUD5MTH)
IRPYSEV5MTH

Len : 2	METHAMPHETAMINE USE DISORDER SEVERITY IN PAST YR - IMP REV		
		Freq	Pct
	1 = Mild disorder	33	0.10
	2 = Moderate disorder.....	37	0.11
	3 = Severe disorder	100	0.30
	9 = NO PAST YEAR USE DISORDER.....	32723	99.48

IIPYSEV5MTH

Len : 2	METHAMPHETAMINE USE DISORDER SEVERITY IN PAST YR - IMP IND		
		Freq	Pct
	1 = Questionnaire data	149	0.45
	3 = Statistically imputed data.....	28	0.09
	9 = LEGITIMATE SKIP - NO PAST YEAR USE DISORDER	32716	99.46

NOTE: Respondents who reported past year use but not misuse of prescription psychotherapeutics (i.e., pain relievers, tranquilizers, stimulants, and sedatives) were not asked the questions on use disorder for the respective substance. These respondents were classified as not having a substance use disorder.

(IRPYUD5PNR)
IRPYSEV5PNR

Len : 2	PAIN RELIEVER USE DISORDER SEVERITY IN THE PAST YR - IMP REV		
		Freq	Pct
	1 = Mild disorder	102	0.31
	2 = Moderate disorder.....	71	0.22
	3 = Severe disorder	69	0.21
	9 = NO PAST YEAR USE DISORDER.....	32651	99.26

IIPYSEV5PNR

Len : 2	PAIN RELIEVER USE DISORDER SEVERITY IN THE PAST YR - IMP IND		
		Freq	Pct
	1 = Questionnaire data	220	0.67
	3 = Statistically imputed data.....	69	0.21
	9 = LEGITIMATE SKIP - NO PAST YEAR USE DISORDER	32604	99.12

IMPUTED DSM-5 SUBSTANCE USE DISORDER

(IRPYUD5TRQ)
IRPYSEV5TRQ

Len : 2 TRANQUILIZER USE DISORDER SEVERITY IN THE PAST YR - IMP REV

	Freq	Pct
1 = Mild disorder	61	0.19
2 = Moderate disorder.....	23	0.07
3 = Severe disorder.....	33	0.10
9 = NO PAST YEAR USE DISORDER.....	32776	99.64

IPYSEV5TRQ

Len : 2 TRANQUILIZER USE DISORDER SEVERITY IN THE PAST YR - IMP IND

	Freq	Pct
1 = Questionnaire data	105	0.32
3 = Statistically imputed data.....	43	0.13
9 = LEGITIMATE SKIP - NO PAST YEAR USE DISORDER	32745	99.55

(IRPYUD5STM)
IRPYSEV5STM

Len : 2 STIMULANT USE DISORDER SEVERITY IN THE PAST YEAR - IMP REV

	Freq	Pct
1 = Mild disorder	57	0.17
2 = Moderate disorder.....	28	0.09
3 = Severe disorder	32	0.10
9 = NO PAST YEAR USE DISORDER.....	32776	99.64

IIPYSEV5STM

Len : 2 STIMULANT USE DISORDER SEVERITY IN THE PAST YEAR - IMP IND

	Freq	Pct
1 = Questionnaire data	110	0.33
3 = Statistically imputed data.....	27	0.08
9 = LEGITIMATE SKIP - NO PAST YEAR USE DISORDER	32756	99.58

RECODED DSM-5 SUBSTANCE USE DISORDER

RECODED DSM-5 SUBSTANCE USE DISORDER

NOTE: The variables in this section are recoded variables that were created from one or more of the variables from the following section: Imputed DSM-5 Substance Use Disorder.

NOTE: A respondent is defined as having a past year tranquilizer or sedative use disorder, UDYR5TRQSD, if the respondent was classified as having a past year use disorder for tranquilizers (IRPYUD5TRQ) or sedatives (IRPYUD5SED).

(IRPYUD5SED, IRPYUD5TRQ)

<u>UDYR5TRQSD</u>	Len : 1 RC-TRANQUILIZER OR SEDATIVE USE DISORDER - PAST YEAR		
	0 = No.....	Freq	Pct
	1 = Yes.....	32754	99.58
		139	0.42

NOTE: A respondent is defined as having a past year psychotherapeutic use disorder, UDYR5PSY, if the respondent was classified as having a past year use disorder for pain relievers (IRPYUD5PNR), sedatives (IRPYUD5SED), stimulants (IRPYUD5STM), or tranquilizers (IRPYUD5TRQ).

(IRPYUD5PNR, IRPYUD5SED, IRPYUD5STM, IRPYUD5TRQ)

<u>UDYR5PSY</u>	Len : 1 RC-PSYCHOTHERAPEUTIC USE DISORDER - PAST YEAR		
	0 = No.....	Freq	Pct
	1 = Yes.....	32475	98.73
		418	1.27

NOTE: A respondent is defined as having a past year opioid use disorder, UDYR5OPI, if the respondent was classified as having a past year use disorder for pain relievers (IRPYUD5PNR) or heroin (IRPYUD5HER).

(IRPYUD5HER, IRPYUD5PNR)

<u>UDYR5OPI</u>	Len : 1 RC-OPIOID USE DISORDER - PAST YEAR		
	0 = No.....	Freq	Pct
	1 = Yes.....	32598	99.10
		295	0.90

(IRPYUD5HER, IRPYUD5PNR)

<u>UDYR5HRPNR</u>	Len : 1 RC-HEROIN AND/OR PAIN RELIEVER USE DISORDER - PAST YEAR		
	1 = PST YR HEROIN USE DISORDER (IRPYUD5HER=1 and IRPYUD5PNR=0).....	Freq	Pct
	2 = PST YR PNR USE DISORDER (IRPYUD5HER=0 and IRPYUD5PNR=1).....	53	0.16
	3 = PST YR HER & PNR USE DISOR (IRPYUD5HER=1 and IRPYUD5PNR=1).....	211	0.64
	4 = NO PST YR HER OR PNR USE DIS (IRPYUD5HER=0 and IRPYUD5PNR=0).....	31	0.09
		32598	99.10

NOTE: A respondent is defined as having a past year CNS stimulant use disorder, UDYR5CNS, if the respondent was classified as having a past year use disorder for cocaine (IRPYUD5COC), methamphetamine (IRPYUD5MTH), or stimulants (IRPYUD5STM).

(IRPYUD5COC, IRPYUD5MTH, IRPYUD5STM)

<u>UDYR5CNS</u>	Len : 1 RC-CNS STIMULANT USE DISORDER - PAST YEAR		
	0 = No.....	Freq	Pct
	1 = Yes.....	32510	98.84
		383	1.16

NOTE: A respondent is defined as having a past year illicit drug use disorder, UDYR5ILL, if the respondent was classified as having a past year use disorder for cocaine (IRPYUD5COC), hallucinogens (IRPYUD5HAL), heroin (IRPYUD5HER), inhalants (IRPYUD5INH), marijuana (IRPYUD5MRJ), methamphetamine (IRPYUD5MTH), pain relievers (IRPYUD5PNR), sedatives (IRPYUD5SED), stimulants (IRPYUD5STM), or tranquilizers (IRPYUD5TRQ).

(IRPYUD5COC, IRPYUD5HAL, IRPYUD5HER, IRPYUD5INH, IRPYUD5MRJ, IRPYUD5MTH, IRPYUD5PNR, IRPYUD5SED, IRPYUD5STM, IRPYUD5TRQ)

<u>UDYR5ILL</u>	Len : 1 RC-ILLCIT DRUG USE DISORDER - PAST YEAR		
	0 = No.....	Freq	Pct
	1 = Yes.....	30287	92.08
		2606	7.92

RECODED DSM-5 SUBSTANCE USE DISORDER

NOTE: A respondent is defined as having a past year illicit drug other than marijuana use disorder, UDYR5IEM, if the respondent was classified as having a past year use disorder for cocaine (IRPYUD5COC), hallucinogens (IRPYUD5HAL), heroin (IRPYUD5HER), inhalants (IRPYUD5INH), methamphetamine (IRPYUD5MTH), pain relievers (IRPYUD5PNR), sedatives (IRPYUD5SED), stimulants (IRPYUD5STM), or tranquilizers (IRPYUD5TRQ).

(IRPYUD5COC, IRPYUD5HER, IRPYUD5INH, IRPYUD5MTH, IRPYUD5PNR, IRPYUD5SED, IRPYUD5STM, IRPYUD5TRQ)
UDYR5IEM Len : 1 RC-ILLCIT DRUG OTHER THAN MRJ USE DISORDER - PAST YEAR

	Freq	Pct
0 = No.....	32151	97.74
1 = Yes.....	742	2.26

NOTE: A respondent is defined as having a past year illicit drug or alcohol use disorder, UDYR5ILAL, if the respondent was classified as having a past year illicit drug use disorder (UDYR5ILL) or a past year alcohol use disorder (IRPYUD5ALC).

(IRPYUD5ALC, UDYR5ILL)
UDYR5ILAL Len : 1 RC-ILLCIT DRUG OR ALCOHOL USE DISORDER - PAST YEAR

	Freq	Pct
0 = No.....	27550	83.76
1 = Yes.....	5343	16.24

NOTE: A respondent is defined as having a past year illicit drug and alcohol use disorder, UDYR5ILAAL, if the respondent was classified as having a past year illicit drug use disorder (UDYR5ILL) and a past year alcohol use disorder (IRPYUD5ALC).

(IRPYUD5ALC, UDYR5ILL)
UDYR5ILAAL Len : 1 RC-ILLCIT DRUG AND ALCOHOL USE DISORDER - PAST YEAR

	Freq	Pct
0 = No.....	31935	97.09
1 = Yes.....	958	2.91

NOTE: A respondent is defined as having a past year illicit drug and no past year alcohol use disorder, UD5ILLNOALC, if the respondent was classified as having a past year illicit drug use disorder (UDYR5ILL) and not a past year alcohol use disorder (IRPYUD5ALC).

(IRPYUD5ALC, UDYR5ILL)
UD5ILLNOALC Len : 1 RC-ILL DRUG USE DISORDER, NO ALC USE DISORDER - PAST YEAR

	Freq	Pct
0 = No.....	31245	94.99
1 = Yes.....	1648	5.01

NOTE: A respondent is defined as having a past year alcohol and no past year illicit drug use disorder, UD5ALCNOILL, if the respondent was classified as having a past year alcohol use disorder (IRPYUD5ALC) and not a past year illicit drug use disorder (UDYR5ILL).

(IRPYUD5ALC, UDYR5ILL)
UD5ALCNOILL Len : 1 RC-ALC USE DISORDER, NO ILL DRUG USE DISORDER - PAST YEAR

	Freq	Pct
0 = No.....	30156	91.68
1 = Yes.....	2737	8.32

SPECIAL TOPICS

SPECIAL TOPICS

The values in this section may be inconsistent with values for variables in other sections of the interview. Items in this section were edited when respondents legitimately skipped out of these items based on prior answers in earlier sections. Otherwise, variables in one section of the interview generally were not edited to make them consistent with variables in another section of the interview. This note applies to variables in this section marked by a¹.

The next questions are about encounters with the police or the court system.

Not counting minor traffic violations, have you ever been arrested and booked for breaking the law?

Being "booked" means that you were taken into custody and processed by the police or by someone connected with the courts, even if you were then released.

(SP01)

BOOKED¹

Len : 2 EVER ARRESTED AND BOOKED FOR BREAKING THE LAW

	Freq	Pct
1 = Yes.....	3724	11.32
2 = No.....	28587	86.91
3 = Yes LOGICALLY ASSIGNED.....	83	0.25
85 = BAD DATA Logically assigned.....	2	0.01
94 = DON'T KNOW.....	20	0.06
97 = REFUSED.....	58	0.18
98 = BLANK (NO ANSWER).....	419	1.27

Not counting minor traffic violations, how many times during the past 12 months have you been arrested and booked for breaking a law?

(SP02, SP03S)

NOBOOKY2¹

Len : 3 # TIMES ARRESTED AND BOOKED PAST 12 MONTHS

	Freq	Pct
0 = None.....	3248	9.87
1 = One time.....	314	0.95
2 = Two times.....	91	0.28
3 = Three or more times.....	44	0.13
985 = BAD DATA Logically assigned.....	3	0.01
994 = DON'T KNOW.....	12	0.04
997 = REFUSED.....	72	0.22
998 = BLANK (NO ANSWER).....	522	1.59
999 = LEGITIMATE SKIP (BOOKED=2).....	28587	86.91

The next questions are about offenses that are against the law. As you read each question, please answer whether you were arrested and booked for that offense during the past 12 months.

In the past 12 months, were you arrested and booked for motor vehicle theft?

(SP03A)

BKMVTHFT¹

Len : 2 ARRSTD & BOOKED FOR MOT VEH THEFT PAST 12 MONTHS

	Freq	Pct
1 = Yes.....	17	0.05
2 = No.....	456	1.39
3 = Yes LOGICALLY ASSIGNED.....	1	0.00
85 = BAD DATA Logically assigned.....	3	0.01
89 = LEGITIMATE SKIP Logically assigned.....	92	0.28
97 = REFUSED.....	59	0.18
98 = BLANK (NO ANSWER).....	522	1.59
99 = LEGITIMATE SKIP.....	31743	96.50

In the past 12 months, were you arrested and booked for larceny or theft? Do not include motor vehicle theft.

(SP03B)

BKLARCNY¹

Len : 2 ARRSTD & BOOKED FOR LARCENY/THEFT PAST 12 MONTHS

	Freq	Pct
1 = Yes.....	58	0.18
2 = No.....	415	1.26
3 = Yes LOGICALLY ASSIGNED.....	1	0.00
85 = BAD DATA Logically assigned.....	3	0.01
89 = LEGITIMATE SKIP Logically assigned.....	92	0.28
97 = REFUSED.....	59	0.18
98 = BLANK (NO ANSWER).....	522	1.59
99 = LEGITIMATE SKIP.....	31743	96.50

SPECIAL TOPICS

In the past 12 months, were you arrested and booked for burglary or breaking and entering?

(SP03C)

BKBURGL¹

Len : 2 ARRSTD & BOOKED FOR BURGLARY/B & E PAST 12 MOS

	Freq	Pct
1 = Yes.....	17	0.05
2 = No.....	457	1.39
85 = BAD DATA Logically assigned.....	3	0.01
89 = LEGITIMATE SKIP Logically assigned.....	92	0.28
97 = REFUSED.....	59	0.18
98 = BLANK (NO ANSWER).....	522	1.59
99 = LEGITIMATE SKIP.....	31743	96.50

NOTE: BKSRIOL was created from answers to the following questions:

In the past 12 months, were you arrested and booked for aggravated assault?

In the past 12 months, were you arrested and booked for forcible rape?

In the past 12 months, were you arrested and booked for murder, homicide, or nonnegligent manslaughter?

(SP03D, SP03G, SP03H)

BKSRIOL¹

Len : 2 ARRSTD & BOOKED SERIOUS VIOL OFFENSE PST 12 MOS

	Freq	Pct
1 = Yes.....	52	0.16
2 = No.....	421	1.28
85 = BAD DATA Logically assigned.....	3	0.01
89 = LEGITIMATE SKIP Logically assigned.....	92	0.28
94 = DON'T KNOW.....	1	0.00
97 = REFUSED.....	59	0.18
98 = BLANK (NO ANSWER).....	522	1.59
99 = LEGITIMATE SKIP.....	31743	96.50

In the past 12 months, were you arrested and booked for other assault, such as simple assault or battery?

(SP03E)

BKSMASLT¹

Len : 2 ARRSTD & BOOKED FOR OTHER ASSAULT PAST 12 MONTHS

	Freq	Pct
1 = Yes.....	87	0.26
2 = No.....	383	1.16
3 = Yes LOGICALLY ASSIGNED.....	4	0.01
85 = BAD DATA Logically assigned.....	3	0.01
89 = LEGITIMATE SKIP Logically assigned.....	92	0.28
97 = REFUSED.....	59	0.18
98 = BLANK (NO ANSWER).....	522	1.59
99 = LEGITIMATE SKIP.....	31743	96.50

In the past 12 months, were you arrested and booked for robbery?

(SP03F)

BKROB¹

Len : 2 ARRSTD & BOOKED FOR ROBBERY PAST 12 MONTHS

	Freq	Pct
1 = Yes.....	14	0.04
2 = No.....	461	1.40
85 = BAD DATA Logically assigned.....	3	0.01
89 = LEGITIMATE SKIP Logically assigned.....	92	0.28
97 = REFUSED.....	58	0.18
98 = BLANK (NO ANSWER).....	522	1.59
99 = LEGITIMATE SKIP.....	31743	96.50

SPECIAL TOPICS

In the past 12 months, were you arrested and booked for arson?

(SP03I)

BKARSON¹

Len : 2 ARRSTD & BOOKED FOR ARSON PAST 12 MONTHS

	Freq	Pct
1 = Yes.....	5	0.02
2 = No.....	468	1.42
85 = BAD DATA Logically assigned.....	3	0.01
89 = LEGITIMATE SKIP Logically assigned.....	92	0.28
94 = DON'T KNOW.....	1	0.00
97 = REFUSED.....	59	0.18
98 = BLANK (NO ANSWER).....	522	1.59
99 = LEGITIMATE SKIP.....	31743	96.50

In the past 12 months, were you arrested and booked for driving under the influence of alcohol or drugs?

(SP03J)

BKDRVIN¹

Len : 2 ARRSTD & BOOKED FOR DUI PAST 12 MONTHS

	Freq	Pct
1 = Yes.....	87	0.26
2 = No.....	384	1.17
3 = Yes LOGICALLY ASSIGNED.....	3	0.01
85 = BAD DATA Logically assigned.....	3	0.01
89 = LEGITIMATE SKIP Logically assigned.....	92	0.28
97 = REFUSED.....	59	0.18
98 = BLANK (NO ANSWER).....	522	1.59
99 = LEGITIMATE SKIP.....	31743	96.50

In the past 12 months, were you arrested and booked for drunkenness or other liquor law violations?

(SP03K)

BKDRUNK¹

Len : 2 ARRSTD & BOOKED FOR DRUNKENNESS PAST 12 MONTHS

	Freq	Pct
1 = Yes.....	51	0.16
2 = No.....	419	1.27
3 = Yes LOGICALLY ASSIGNED.....	4	0.01
85 = BAD DATA Logically assigned.....	3	0.01
89 = LEGITIMATE SKIP Logically assigned.....	92	0.28
97 = REFUSED.....	59	0.18
98 = BLANK (NO ANSWER).....	522	1.59
99 = LEGITIMATE SKIP.....	31743	96.50

In the past 12 months, were you arrested and booked for possession of tobacco?

(SP03L)

BKPOSTOB¹

Len : 2 ARRSTD & BOOKED FOR POSSES OF TOB PAST 12 MOS

	Freq	Pct
1 = Yes.....	8	0.02
2 = No.....	51	0.16
89 = LEGITIMATE SKIP Logically assigned.....	4	0.01
97 = REFUSED.....	7	0.02
98 = BLANK (NO ANSWER).....	38	0.12
99 = LEGITIMATE SKIP.....	32785	99.67

In the past 12 months, were you arrested and booked for possession, manufacture, or sale of drugs?

(SP03M)

BKDRUG¹

Len : 2 ARRSTD & BOOKED FOR POSSES/SALE DRUGS PAST 12 MOS

	Freq	Pct
1 = Yes.....	69	0.21
2 = No.....	393	1.19
3 = Yes LOGICALLY ASSIGNED.....	11	0.03
85 = BAD DATA Logically assigned.....	3	0.01
89 = LEGITIMATE SKIP Logically assigned.....	92	0.28
94 = DON'T KNOW.....	1	0.00
97 = REFUSED.....	59	0.18
98 = BLANK (NO ANSWER).....	522	1.59
99 = LEGITIMATE SKIP.....	31743	96.50

SPECIAL TOPICS

NOTE: BKSEXNR was created from answers to the following questions:

In the past 12 months, were you arrested and booked for prostitution or commercialized sex?

In the past 12 months, were you arrested and booked for any other sexual offense, not including rape or prostitution?

(SP03N, SP03O)
BKSEXNR¹

Len : 2	ARRSTD & BOOKED SEX OFFENSE EXCL RAPE PST 12 MOS		
		Freq	Pct
	1 = Yes.....	11	0.03
	2 = No.....	464	1.41
	85 = BAD DATA Logically assigned.....	3	0.01
	89 = LEGITIMATE SKIP Logically assigned.....	92	0.28
	97 = REFUSED	58	0.18
	98 = BLANK (NO ANSWER)	522	1.59
	99 = LEGITIMATE SKIP.....	31743	96.50

In the past 12 months, were you arrested and booked for fraud, possessing stolen goods, or vandalism?

(SP03P)
BKFRAUD¹

Len : 2	ARRSTD & BOOKED FOR FRAUD/STOL GOODS PAST 12 MOS		
		Freq	Pct
	1 = Yes.....	20	0.06
	2 = No.....	446	1.36
	3 = Yes LOGICALLY ASSIGNED.....	9	0.03
	85 = BAD DATA Logically assigned.....	3	0.01
	89 = LEGITIMATE SKIP Logically assigned.....	92	0.28
	97 = REFUSED	58	0.18
	98 = BLANK (NO ANSWER)	522	1.59
	99 = LEGITIMATE SKIP.....	31743	96.50

NOTE: For the variable BKOTH, a code of 3 indicates that respondents did not originally answer "yes" to any of the questions about specific offenses for which they were arrested/booked in the past 12 months, including the question about "some other offense." However, these respondents subsequently specified a valid response for an offense in the past 12 months. A code of 5 in BKOTH indicates that respondents reported being arrested/booked at least once in the past 12 months but did not indicate at least one offense for which they were arrested in that period.

In the past 12 months, were you arrested and booked for some other offense besides these that have been named? Please do not include minor traffic violations.

(SP03Q)
BKOTH¹

Len : 2	ARRSTD & BOOKED FOR SOME OTHER OFF PAST 12 MOS		
		Freq	Pct
	1 = Yes.....	99	0.30
	2 = No.....	311	0.95
	3 = Yes LOGICALLY ASSIGNED.....	41	0.12
	5 = Offense unknown.....	23	0.07
	85 = BAD DATA Logically assigned.....	3	0.01
	89 = LEGITIMATE SKIP Logically assigned.....	92	0.28
	94 = DON'T KNOW	1	0.00
	97 = REFUSED	58	0.18
	98 = BLANK (NO ANSWER)	522	1.59
	99 = LEGITIMATE SKIP.....	31743	96.50

SPECIAL TOPICS

(SP03QSC, SP03RSC, SP03SSC)

BKOTHOF2¹

Len : 2 OTHER OFFENSE PAST 12 MONTHS - SPECIFY

	Freq	Pct
1 = Motor vehicle theft	1	0.00
2 = Larceny or theft	1	0.00
5 = Other assault, such as simple assault or battery.....	6	0.02
10 = Driving under the influence of alcohol or drugs.....	4	0.01
11 = Drunkenness or other liquor law violation	4	0.01
13 = Possession, manufacture, or sale of drugs	11	0.03
16 = Fraud, possessing stolen goods, vandalism	11	0.03
17 = Some other offense	9	0.03
20 = Viol of court order/probation/parole, perjury	29	0.09
21 = Disorderly conduct.....	8	0.02
23 = All oth offns: crimes agnst persons/prprty/society	3	0.01
24 = Traffic violations	16	0.05
27 = Trespass of real property.....	5	0.02
29 = Family offenses, nonviolent.....	4	0.01
31 = Intimidation	3	0.01
36 = Possession of drug paraphernalia	3	0.01
38 = Evading/hindering/obstructing police	6	0.02
45 = Child endangermnt/neglect/abandomnt; abuse unspcfd	3	0.01
85 = BAD DATA Logically assigned	26	0.08
94 = DON'T KNOW	2	0.01
97 = REFUSED	68	0.21
98 = BLANK (NO ANSWER)	524	1.59
99 = LEGITIMATE SKIP.....	32146	97.73

Were you on probation at any time during the past 12 months?

(SP04)

PROBATON¹

Len : 2 ON PROBATION AT ANY TIME PAST 12 MONTHS

	Freq	Pct
1 = Yes.....	393	1.19
2 = No.....	32017	97.34
85 = BAD DATA Logically assigned	5	0.02
94 = DON'T KNOW	32	0.10
97 = REFUSED	26	0.08
98 = BLANK (NO ANSWER)	420	1.28

Were you on parole, supervised release, or other conditional release from prison at any time during the past 12 months?

(SP05)

PAROLREL¹

Len : 2 ON PAROLE/SUPRV RELEASE PAST 12 MONTHS

	Freq	Pct
1 = Yes.....	139	0.42
2 = No.....	32270	98.11
85 = BAD DATA Logically assigned	11	0.03
94 = DON'T KNOW	23	0.07
97 = REFUSED	26	0.08
98 = BLANK (NO ANSWER)	424	1.29

During the past 12 months, have you driven a vehicle while you were under the influence of alcohol?

(SP06A)

DRVINALCO

Len : 2 DROVE UNDER INFLUENCE OF ALCOHOL PST 12 MOS

	Freq	Pct
1 = Yes.....	2314	7.03
2 = No.....	18173	55.25
85 = BAD DATA Logically assigned	3	0.01
91 = NEVER USED ALCOHOL.....	8373	25.46
93 = DID NOT USE ALCOHOL IN THE PAST 12 MONTHS.....	3605	10.96
94 = DON'T KNOW	8	0.02
97 = REFUSED	19	0.06
98 = BLANK (NO ANSWER)	398	1.21

SPECIAL TOPICS

During the past 12 months, have you driven a vehicle while you were under the influence of marijuana?

(SP06B)

DRVINMARJ

Len : 2 DROVE UNDER INFLUENCE OF MARIJUANA PST 12 MOS

	Freq	Pct
1 = Yes.....	1645	5.00
2 = No.....	5076	15.43
85 = BAD DATA Logically assigned.....	1	0.00
91 = NEVER USED MARIJUANA	18040	54.84
93 = DID NOT USE MARIJUANA IN THE PAST 12 MONTHS.....	7899	24.01
94 = DON'T KNOW	4	0.01
97 = REFUSED	9	0.03
98 = BLANK (NO ANSWER)	219	0.67

During the past 12 months, have you driven a vehicle while you were under the influence of [COKEFILL]?

(SP06C)

DRVINCOCN

Len : 2 DROVE UNDER INFLU OF COCAINE PST 12 MOS

	Freq	Pct
1 = Yes.....	132	0.40
2 = No.....	560	1.70
85 = BAD DATA Logically assigned.....	2	0.01
91 = NEVER USED COCAINE	28976	88.09
93 = DID NOT USE COCAINE IN THE PAST 12 MONTHS	3148	9.57
97 = REFUSED	2	0.01
98 = BLANK (NO ANSWER)	73	0.22

During the past 12 months, have you driven a vehicle while you were under the influence of heroin?

(SP06D)

DRVINHERN

Len : 2 DROVE UNDER INFLUENCE OF HEROIN PAST 12 MOS

	Freq	Pct
1 = Yes.....	39	0.12
2 = No.....	61	0.19
85 = BAD DATA Logically assigned.....	1	0.00
91 = NEVER USED HEROIN.....	32305	98.21
93 = DID NOT USE HEROIN IN THE PAST 12 MONTHS.....	456	1.39
97 = REFUSED	1	0.00
98 = BLANK (NO ANSWER)	30	0.09

During the past 12 months, have you driven a vehicle while you were under the influence of [LSFILL]?

(SP06E)

DRVINHALL

Len : 2 DROVE UNDER INFLU OF HALLUCINOGENS PAST 12 MOS

	Freq	Pct
1 = Yes.....	61	0.19
2 = No.....	1058	3.22
91 = NEVER USED HALLUCINOGENS	27666	84.11
93 = DID NOT USE HALLUCINOGENS IN THE PAST 12 MONTHS.....	3918	11.91
94 = DON'T KNOW	1	0.00
97 = REFUSED	1	0.00
98 = BLANK (NO ANSWER)	188	0.57

During the past 12 months, have you driven a vehicle while you were under the influence of any inhalant?

(SP06F)

DRVININHL

Len : 2 DROVE UNDER INFLUENCE OF INHALANTS PAST 12 MOS

	Freq	Pct
1 = Yes.....	13	0.04
2 = No.....	394	1.20
85 = BAD DATA Logically assigned.....	2	0.01
91 = NEVER USED INHALANTS	29439	89.50
93 = DID NOT USE INHALANTS IN THE PAST 12 MONTHS	2865	8.71
98 = BLANK (NO ANSWER)	180	0.55

SPECIAL TOPICS

During the past 12 months, have you driven a vehicle while you were under the influence of methamphetamine?

(SP06G)

DRVINMETH

Len : 2 DROVE UNDER INFLU OF METHAMPHETAMINE PAST 12 MOS

	Freq	Pct
1 = Yes.....	119	0.36
2 = No.....	119	0.36
85 = BAD DATA Logically assigned.....	1	0.00
91 = NEVER USED METHAMPHETAMINE.....	31456	95.63
93 = DID NOT USE METHAMPHETAMINE IN THE PAST 12 MONTHS.....	1125	3.42
94 = DON'T KNOW.....	1	0.00
98 = BLANK (NO ANSWER).....	72	0.22

During the past 12 months, have you driven a vehicle while you were under the influence of alcohol only?

(SP06H)

DRVINALON

Len : 2 DROVE UNDER INFLUENCE OF ONLY ALCOHOL PST 12 MOS

	Freq	Pct
1 = Yes.....	619	1.88
2 = No.....	59	0.18
85 = BAD DATA Logically assigned.....	1	0.00
91 = NEVER USED ALCOHOL.....	8373	25.46
93 = DID NOT USE ALCOHOL IN THE PAST 12 MONTHS.....	3605	10.96
98 = BLANK (NO ANSWER).....	264	0.80
99 = LEGITIMATE SKIP.....	19972	60.72

NOTE: MXMJPNLT is a renamed version of the variable MXMJPENL from prior years. In 2006 a new level (6 - No penalty) was added to the answer categories. Therefore, data from the previous variable MXMJPENL may not be comparable to data from the current variable MXMJPNLT.

What is the maximum legal penalty in [STATE FILL FROM FIPE4] for first offense possession of an ounce or less of marijuana for your own use?

(SP07)

MXMJPNLT¹

Len : 2 MAX PENALTY FOR 1ST MJ POSS < OUNCE IN YOUR STATE

	Freq	Pct
1 = A fine.....	9401	28.58
2 = Probation.....	3148	9.57
3 = Community service.....	1602	4.87
4 = Possible prison sentence.....	5776	17.56
5 = Mandatory prison sentence.....	947	2.88
6 = No penalty.....	5597	17.02
85 = BAD DATA Logically assigned.....	82	0.25
94 = DON'T KNOW.....	5798	17.63
97 = REFUSED.....	107	0.33
98 = BLANK (NO ANSWER).....	435	1.32

RECODED SPECIAL TOPICS

RECODED SPECIAL TOPICS

NOTE: The variables in this section are recoded variables that were created from one or more of the edited variables from the preceding section.

NOTE: Certain source variables that were used to create recoded variables have valid values that might not have been reported or assigned for the current survey year. However, these values have been included in the general specifications in the codebook on how the recoded variables were created. See additional details about this issue in the Organization of the Data File section of this codebook introduction.

NOTE: Starting in 2016, the DUI questions were revised to ask about individual substances instead of illicit drugs or alcohol overall. The driving under the influence variables in this section are not comparable between 2016 and previous years and have been renamed.

(DRVINALCO)

<u>DRVINALCO2</u>	Len : 1 RC-DROVE UNDER INFLUENCE OF ALCOHOL IN PAST YEAR		
		Freq	Pct
	. = Unknown (Otherwise).....	428	1.30
	0 = No (DRVINALCO=2,91,93,99)	30151	91.66
	1 = Yes (DRVINALCO=1).....	2314	7.03

(DRVINMARJ)

<u>DRVINMARJ2</u>	Len : 1 RC-DROVE UNDER INFLUENCE OF MARIJUANA IN PAST YEAR		
		Freq	Pct
	. = Unknown (Otherwise).....	233	0.71
	0 = No (DRVINMARJ=2,91,93,99).....	31015	94.29
	1 = Yes (DRVINMARJ=1).....	1645	5.00

The following variable, DRVINDRGR, was created by examination of this driving under the influence list of selected drugs: marijuana (DRVINMARJ), cocaine or crack (DRVINCOCN), heroin (DRVINHERN), hallucinogens (DRVINHALL), inhalants (DRVININHL), and methamphetamine (DRVINMETH).

(DRVINCOCN, DRVINHALL, DRVINHERN, DRVININHL, DRVINMARJ, DRVINMETH)

<u>DRVINDRGR</u>	Len : 1 RC-DROVE UNDER INFLUENCE OF SELECTED ILL DRUGS IN PAST YR		
		Freq	Pct
	. = Unknown (Otherwise).....	575	1.75
	0 = No (All source variables=2,91,93,99).....	30572	92.94
	1 = Yes (Any source variable=1).....	1746	5.31

The following variable, DRVINDROT MJ, was created by examination of this driving under the influence list of selected drugs: cocaine or crack (DRVINCOCN), heroin (DRVINHERN), hallucinogens (DRVINHALL), inhalants (DRVININHL), and methamphetamine (DRVINMETH).

(DRVINCOCN, DRVINHALL, DRVINHERN, DRVININHL, DRVINMETH)

<u>DRVINDROT MJ</u>	Len : 1 RC-DROVE UNDER INFLUENCE OF SELECTED ILL DRG OTH MRJ IN PY		
		Freq	Pct
	. = Unknown (Otherwise).....	428	1.30
	0 = No (All source variables=2,91,93,99).....	32183	97.84
	1 = Yes (Any source variable=1).....	282	0.86

(DRVINALCO2, DRVINDRGR)

<u>DRVINALDRG</u>	Len : 1 RC-DROVE UNDER INFLUENCE OF ALC OR SELECTED ILL DRG IN PY		
		Freq	Pct
	. = Unknown (Otherwise).....	824	2.51
	0 = No (DRVINDRGR=0 and DRVINALCO2=0).....	28687	87.21
	1 = Yes (DRVINDRGR=1 or DRVINALCO2=1).....	3382	10.28

(PAROLREL)

<u>PAROL</u>	Len : 1 RC-PAROLE/SUPERVISED RELEASE STATUS IN THE PAST YEAR		
		Freq	Pct
	. = Unknown Parole/Supervised Rel Status (Otherwise).....	484	1.47
	1 = On Parole/Supervised Release (PAROLREL=1)	139	0.42
	2 = Not on Parole/Supervised Release (PAROLREL=2)	32270	98.11

RECODED SPECIAL TOPICS

(PROBATON)
PROB

Len : 1 RC-PROBATION STATUS IN THE PAST YEAR

	Freq	Pct
. = Unknown Probation Status (Otherwise).....	483	1.47
1 = On Probation (PROBATON=1).....	393	1.19
2 = Not on Probation (PROBATON=2).....	32017	97.34

PRIOR SUBSTANCE USE

PRIOR SUBSTANCE USE

The values in this section may be inconsistent with values for variables in other sections of the interview. Items in this section were edited when respondents legitimately skipped out of these items based on prior answers in earlier sections. Otherwise, variables in one section of the interview generally were not edited to make them consistent with variables in another section of the interview. This note applies to variables in this section marked by a¹.

NOTE: The variables MRJYRBFR and MRJAGLST were not edited with respect to one another. Therefore, inconsistencies could exist between these two variables.

Earlier questions were about the past 12 months. This question is about the year before that, that is, from [DATEFILL - 12 MONTHS] to [DATEFILL]. During that year, beginning [DATEFILL - 12 MONTHS] and ending [DATEFILL], did you use marijuana or hashish, even once?

(LU01)

MRJYRBFR¹

Len : 2 USE MJ OR HASHISH EVEN ONCE YR BEFORE LAST

	Freq	Pct
1 = Yes.....	6110	18.58
2 = No.....	8410	25.57
85 = BAD DATA Logically assigned	1	0.00
91 = NEVER USED MARIJUANA	18040	54.84
94 = DON'T KNOW	44	0.13
97 = REFUSED	33	0.10
98 = BLANK (NO ANSWER)	255	0.78

The computer recorded that you last used marijuana or hashish [MJREC FILL]. How old were you the last time you used marijuana or hashish?

(LU02)

MRJAGLST¹

Len : 3 HOW OLD WERE YOU THE LAST TIME USED MARIJUANA

	Freq	Pct
RANGE = 2 - 83	9828	29.88
985 = BAD DATA Logically assigned	223	0.68
991 = NEVER USED MARIJUANA	18040	54.84
994 = DON'T KNOW	156	0.47
997 = REFUSED	54	0.16
998 = BLANK (NO ANSWER).....	239	0.73
999 = LEGITIMATE SKIP	4353	13.23

Did you last use marijuana or hashish in [CURRENT YEAR - 1] or [CURRENT YEAR]?

Did you last use marijuana or hashish in [CURRENT YEAR - 2] or [CURRENT YEAR - 1]?

In what month in [CURRENT YEAR] did you last use marijuana or hashish?

(LU02A, LU02B, LU02C)

MRJYLU¹

Len : 4 YEAR OF LAST MARIJUANA/HASHISH USE - RECODE

	Freq	Pct
RANGE = 2018 - 2020	2879	8.75
9985 = BAD DATA Logically assigned	51	0.16
9989 = LEGITIMATE SKIP Logically assigned	98	0.30
9991 = NEVER USED MARIJUANA.....	18040	54.84
9994 = DON'T KNOW	160	0.49
9997 = REFUSED	56	0.17
9998 = BLANK (NO ANSWER).....	457	1.39
9999 = LEGITIMATE SKIP	11152	33.90

PRIOR SUBSTANCE USE

In what month in [CURRENT YEAR] did you last use marijuana or hashish?

In what month in [YEAR FROM LU02a or LU02b] did you last use marijuana or hashish?

(LU02C, LU02D)

MRJMLU¹

Len : 2 MONTH OF LAST MARIJUANA/HASHISH USE - RECODE

	Freq	Pct
1 = January.....	190	0.58
2 = February.....	126	0.38
3 = March.....	125	0.38
4 = April.....	131	0.40
5 = May.....	132	0.40
6 = June.....	196	0.60
7 = July.....	330	1.00
8 = August.....	289	0.88
9 = September.....	286	0.87
10 = October.....	406	1.23
11 = November.....	278	0.85
12 = December.....	254	0.77
85 = BAD DATA Logically assigned.....	62	0.19
89 = LEGITIMATE SKIP Logically assigned.....	98	0.30
91 = NEVER USED MARIJUANA.....	18040	54.84
94 = DON'T KNOW.....	270	0.82
97 = REFUSED.....	65	0.20
98 = BLANK (NO ANSWER).....	463	1.41
99 = LEGITIMATE SKIP.....	11152	33.90

Earlier the computer recorded that you last smoked part or all of a cigarette [CG06]. How old were you the last time you smoked part or all of a cigarette?

(LU03)

CIGAGLST¹

Len : 3 HOW OLD WERE YOU THE LAST TIME SMOKED CIGARETTE

	Freq	Pct
RANGE = 3 - 83.....	9998	30.40
985 = BAD DATA Logically assigned.....	222	0.67
991 = NEVER USED CIGARETTES.....	18268	55.54
994 = DON'T KNOW.....	139	0.42
997 = REFUSED.....	18	0.05
998 = BLANK (NO ANSWER).....	143	0.43
999 = LEGITIMATE SKIP.....	4105	12.48

Did you last smoke part or all of a cigarette in [CURRENT YEAR - 1] or [CURRENT YEAR]?

Did you last smoke part or all of a cigarette in [CURRENT YEAR - 2] or [CURRENT YEAR - 1]?

In what month in [CURRENT YEAR] did you last smoke part or all of a cigarette?

(LU03A, LU03B, LU03C)

CIGYLU¹

Len : 4 YEAR OF LAST CIGARETTE USE - RECODE

	Freq	Pct
RANGE = 2018 - 2020.....	1745	5.31
9985 = BAD DATA Logically assigned.....	36	0.11
9989 = LEGITIMATE SKIP Logically assigned.....	58	0.18
9991 = NEVER USED CIGARETTES.....	18268	55.54
9994 = DON'T KNOW.....	139	0.42
9997 = REFUSED.....	19	0.06
9998 = BLANK (NO ANSWER).....	377	1.15
9999 = LEGITIMATE SKIP.....	12251	37.25

PRIOR SUBSTANCE USE

In what month in [CURRENT YEAR] did you last smoke part or all of a cigarette?

In what month in [YEAR FROM LU03a or LU03b] did you last smoke part or all of a cigarette?

(LU03C, LU03D)

CIGMLU¹

Len : 2 MONTH OF LAST CIGARETTE USE - RECODE

	Freq	Pct
1 = January.....	117	0.36
2 = February.....	70	0.21
3 = March.....	86	0.26
4 = April.....	53	0.16
5 = May.....	81	0.25
6 = June.....	124	0.38
7 = July.....	173	0.53
8 = August.....	179	0.54
9 = September.....	182	0.55
10 = October.....	233	0.71
11 = November.....	179	0.54
12 = December.....	187	0.57
85 = BAD DATA Logically assigned.....	54	0.16
89 = LEGITIMATE SKIP Logically assigned.....	58	0.18
91 = NEVER USED CIGARETTES.....	18268	55.54
94 = DON'T KNOW.....	200	0.61
97 = REFUSED.....	20	0.06
98 = BLANK (NO ANSWER).....	378	1.15
99 = LEGITIMATE SKIP.....	12251	37.25

Earlier the computer also recorded that there was a period in your life when you smoked cigarettes every day for at least 30 days. How old were you when you last smoked cigarettes daily?

(LU04)

CIGDLLST¹

Len : 3 HOW OLD WERE YOU THE LAST TIME SMOKED CIGS DAILY

	Freq	Pct
RANGE = 7 - 85.....	4729	14.38
985 = BAD DATA Logically assigned.....	69	0.21
991 = NEVER USED CIGARETTES.....	18268	55.54
994 = DON'T KNOW.....	38	0.12
997 = REFUSED.....	10	0.03
998 = BLANK (NO ANSWER).....	81	0.25
999 = LEGITIMATE SKIP.....	9698	29.48

Did you last smoke cigarettes daily in [CURRENT YEAR - 1] or [CURRENT YEAR]?

Did you last smoke cigarettes daily in [CURRENT YEAR - 2] or [CURRENT YEAR - 1]?

In what month in [CURRENT YEAR] did you last smoke cigarettes daily?

(LU04A, LU04B, LU04C)

CIGDLYLU¹

Len : 4 YEAR OF LAST CIGARETTE USE EVERY DAY - RECODE

	Freq	Pct
RANGE = 2018 - 2020.....	783	2.38
9985 = BAD DATA Logically assigned.....	11	0.03
9989 = LEGITIMATE SKIP Logically assigned.....	18	0.05
9991 = NEVER USED CIGARETTES.....	18268	55.54
9994 = DON'T KNOW.....	39	0.12
9997 = REFUSED.....	10	0.03
9998 = BLANK (NO ANSWER).....	149	0.45
9999 = LEGITIMATE SKIP.....	13615	41.39

PRIOR SUBSTANCE USE

In what month in [CURRENT YEAR] did you last smoke cigarettes daily?

In what month in [YEAR FROM LU04a or LU04b] did you last smoke cigarettes daily?

(LU04C, LU04D)

CIGDMLU¹

Len : 2 MONTH OF LAST CIGARETTE USE EVERY DAY - RECODE

	Freq	Pct
1 = January.....	106	0.32
2 = February.....	60	0.18
3 = March.....	33	0.10
4 = April.....	20	0.06
5 = May.....	28	0.09
6 = June.....	30	0.09
7 = July.....	50	0.15
8 = August.....	47	0.14
9 = September.....	65	0.20
10 = October.....	91	0.28
11 = November.....	103	0.31
12 = December.....	132	0.40
85 = BAD DATA Logically assigned.....	19	0.06
89 = LEGITIMATE SKIP Logically assigned.....	18	0.05
91 = NEVER USED CIGARETTES.....	18268	55.54
94 = DON'T KNOW.....	48	0.15
97 = REFUSED.....	11	0.03
98 = BLANK (NO ANSWER).....	149	0.45
99 = LEGITIMATE SKIP.....	13615	41.39

The computer recorded that you last used "smokeless" tobacco [CGSNREC FILL]. How old were you the last time you used "smokeless" tobacco?

(LU05)

SMKAGLAST¹

Len : 3 HOW OLD WERE YOU LAST THE TIME USED SMOKELESS TOB

	Freq	Pct
RANGE = 3 - 75.....	3293	10.01
985 = BAD DATA Logically assigned.....	178	0.54
991 = NEVER USED SMOKELESS TOBACCO.....	28385	86.29
994 = DON'T KNOW.....	74	0.22
997 = REFUSED.....	10	0.03
998 = BLANK (NO ANSWER).....	84	0.26
999 = LEGITIMATE SKIP.....	869	2.64

Did you last use "smokeless" tobacco in [CURRENT YEAR - 1] or [CURRENT YEAR]?

Did you last use "smokeless" tobacco in [CURRENT YEAR - 2] or [CURRENT YEAR - 1]?

In what month in [CURRENT YEAR] did you last use "smokeless" tobacco?

(LU05A, LU05B, LU05C)

SMKYRLAST¹

Len : 4 YEAR OF LAST "SMOKELESS" TOBACCO USE - RECODE

	Freq	Pct
RANGE = 2018 - 2020.....	468	1.42
9985 = BAD DATA Logically assigned.....	12	0.04
9989 = LEGITIMATE SKIP Logically assigned.....	16	0.05
9991 = NEVER USED SMOKELESS TOBACCO.....	28385	86.29
9994 = DON'T KNOW.....	82	0.25
9997 = REFUSED.....	11	0.03
9998 = BLANK (NO ANSWER).....	266	0.81
9999 = LEGITIMATE SKIP.....	3653	11.11

PRIOR SUBSTANCE USE

In what month in [CURRENT YEAR] did you last use "smokeless" tobacco?

In what month in [YEAR FROM LU05a or LU05b] did you last use "smokeless" tobacco?

(LU05C, LU05D)

SMKMOLAST¹

Len : 2 MONTH OF LAST SMOKELESS TOBACCO USE - RECODE

	Freq	Pct
1 = January.....	33	0.10
2 = February.....	26	0.08
3 = March.....	22	0.07
4 = April.....	17	0.05
5 = May.....	25	0.08
6 = June.....	40	0.12
7 = July.....	56	0.17
8 = August.....	39	0.12
9 = September.....	45	0.14
10 = October.....	49	0.15
11 = November.....	44	0.13
12 = December.....	39	0.12
85 = BAD DATA Logically assigned.....	21	0.06
89 = LEGITIMATE SKIP Logically assigned.....	16	0.05
91 = NEVER USED SMOKELESS TOBACCO.....	28385	86.29
94 = DON'T KNOW.....	105	0.32
97 = REFUSED.....	11	0.03
98 = BLANK (NO ANSWER).....	267	0.81
99 = LEGITIMATE SKIP.....	3653	11.11

The computer recorded that you last smoked part or all of a cigar [CG37REC FILL]. How old were you the last time you smoked part or all of a cigar?

(LU07)

CGRAGLST¹

Len : 3 HOW OLD WERE YOU THE LAST TIME SMOKED CIGAR

	Freq	Pct
RANGE = 1 - 84.....	7450	22.65
985 = BAD DATA Logically assigned.....	314	0.95
991 = NEVER USED CIGARS.....	23618	71.80
994 = DON'T KNOW.....	202	0.61
997 = REFUSED.....	17	0.05
998 = BLANK (NO ANSWER).....	126	0.38
999 = LEGITIMATE SKIP.....	1166	3.54

Did you last smoke part or all of a cigar in [CURRENT YEAR - 1] or [CURRENT YEAR]?

Did you last smoke part or all of a cigar in [CURRENT YEAR - 2] or [CURRENT YEAR - 1]?

In what month in [CURRENT YEAR] did you last smoke part or all of a cigar?

(LU07A, LU07B, LU07C)

CIGARYLU¹

Len : 4 YEAR OF LAST CIGAR USE - RECODE

	Freq	Pct
RANGE = 2018 - 2020.....	1741	5.29
9985 = BAD DATA Logically assigned.....	21	0.06
9989 = LEGITIMATE SKIP Logically assigned.....	72	0.22
9991 = NEVER USED CIGARS.....	23618	71.80
9994 = DON'T KNOW.....	204	0.62
9997 = REFUSED.....	17	0.05
9998 = BLANK (NO ANSWER).....	445	1.35
9999 = LEGITIMATE SKIP.....	6775	20.60

PRIOR SUBSTANCE USE

In what month in [CURRENT YEAR] did you last smoke part or all of a cigar?

In what month in [YEAR FROM LU07a or LU07b] did you last smoke part or all of a cigar?

(LU07C, LU07D)

CIGARMLU¹

Len : 2 MONTH OF LAST CIGAR USE - RECODE

	Freq	Pct
1 = January.....	103	0.31
2 = February.....	42	0.13
3 = March.....	71	0.22
4 = April.....	77	0.23
5 = May.....	90	0.27
6 = June.....	167	0.51
7 = July.....	192	0.58
8 = August.....	201	0.61
9 = September.....	180	0.55
10 = October.....	211	0.64
11 = November.....	143	0.43
12 = December.....	184	0.56
85 = BAD DATA Logically assigned.....	34	0.10
89 = LEGITIMATE SKIP Logically assigned.....	72	0.22
91 = NEVER USED CIGARS.....	23618	71.80
94 = DON'T KNOW.....	268	0.81
97 = REFUSED.....	19	0.06
98 = BLANK (NO ANSWER).....	446	1.36
99 = LEGITIMATE SKIP.....	6775	20.60

The computer recorded that you last drank an alcoholic beverage [ALCREC FILL]. How old were you the last time you drank an alcoholic beverage?

(LU08)

ALCAGLST¹

Len : 3 HOW OLD WERE YOU LAST TIME DRANK ALCOHOL BEVERAGE

	Freq	Pct
RANGE = 2 - 97.....	8035	24.43
985 = BAD DATA Logically assigned.....	59	0.18
989 = LEGITIMATE SKIP Logically assigned.....	4	0.01
991 = NEVER USED ALCOHOL.....	8373	25.46
994 = DON'T KNOW.....	120	0.36
997 = REFUSED.....	35	0.11
998 = BLANK (NO ANSWER).....	302	0.92
999 = LEGITIMATE SKIP.....	15965	48.54

Did you last drink an alcoholic beverage in [CURRENT YEAR - 1] or [CURRENT YEAR]?

Did you last drink an alcoholic beverage in [CURRENT YEAR - 2] or [CURRENT YEAR - 1]?

In what month in [CURRENT YEAR] did you last drink an alcoholic beverage?

(LU08A, LU08B, LU08C)

ALCYLU¹

Len : 4 YEAR OF LAST ALCOHOL USE - RECODE

	Freq	Pct
RANGE = 2018 - 2020.....	5161	15.69
9985 = BAD DATA Logically assigned.....	59	0.18
9989 = LEGITIMATE SKIP Logically assigned.....	67	0.20
9991 = NEVER USED ALCOHOL.....	8373	25.46
9994 = DON'T KNOW.....	127	0.39
9997 = REFUSED.....	37	0.11
9998 = BLANK (NO ANSWER).....	366	1.11
9999 = LEGITIMATE SKIP.....	18703	56.86

PRIOR SUBSTANCE USE

In what month in [CURRENT YEAR] did you last drink an alcoholic beverage?

In what month in [YEAR FROM LU08a or LU08b] did you last drink an alcoholic beverage?

(LU08C, LU08D)

ALCMLU¹

Len : 2 MONTH OF LAST ALCOHOL USE - RECODE

	Freq	Pct
1 = January.....	535	1.63
2 = February.....	174	0.53
3 = March.....	152	0.46
4 = April.....	122	0.37
5 = May.....	166	0.50
6 = June.....	291	0.88
7 = July.....	505	1.54
8 = August.....	447	1.36
9 = September.....	543	1.65
10 = October.....	734	2.23
11 = November.....	568	1.73
12 = December.....	793	2.41
85 = BAD DATA Logically assigned.....	76	0.23
89 = LEGITIMATE SKIP Logically assigned.....	67	0.20
91 = NEVER USED ALCOHOL.....	8373	25.46
94 = DON'T KNOW.....	232	0.71
97 = REFUSED.....	43	0.13
98 = BLANK (NO ANSWER).....	369	1.12
99 = LEGITIMATE SKIP.....	18703	56.86

The computer recorded that you last used cocaine [CCREC FILL]. How old were you the last time you used cocaine?

(LU09)

COCAGLST¹

Len : 3 HOW OLD WERE YOU THE LAST TIME USED COCAINE

	Freq	Pct
RANGE = 4 - 69.....	3342	10.16
985 = BAD DATA Logically assigned.....	197	0.60
989 = LEGITIMATE SKIP Logically assigned.....	5	0.02
991 = NEVER USED COCAINE.....	28977	88.09
994 = DON'T KNOW.....	61	0.19
997 = REFUSED.....	9	0.03
998 = BLANK (NO ANSWER).....	99	0.30
999 = LEGITIMATE SKIP.....	203	0.62

Did you last use cocaine in [CURRENT YEAR - 1] or [CURRENT YEAR]?

Did you last use cocaine in [CURRENT YEAR - 2] or [CURRENT YEAR - 1]?

In what month in [CURRENT YEAR] did you last use cocaine?

(LU09A, LU09B, LU09C)

COCYLU¹

Len : 4 YEAR OF LAST COCAINE USE - RECODE

	Freq	Pct
RANGE = 2018 - 2020.....	636	1.93
9985 = BAD DATA Logically assigned.....	6	0.02
9989 = LEGITIMATE SKIP Logically assigned.....	28	0.09
9991 = NEVER USED COCAINE.....	28977	88.09
9994 = DON'T KNOW.....	63	0.19
9997 = REFUSED.....	10	0.03
9998 = BLANK (NO ANSWER).....	309	0.94
9999 = LEGITIMATE SKIP.....	2864	8.71

PRIOR SUBSTANCE USE

In what month in [CURRENT YEAR] did you last use cocaine?

In what month in [YEAR FROM LU09a or LU09b] did you last use cocaine?

(LU09C, LU09D)

COCMLU¹

Len : 2 MONTH OF LAST COCAINE USE - RECODE

	Freq	Pct
1 = January.....	46	0.14
2 = February.....	33	0.10
3 = March.....	48	0.15
4 = April.....	33	0.10
5 = May.....	23	0.07
6 = June.....	45	0.14
7 = July.....	62	0.19
8 = August.....	51	0.16
9 = September.....	50	0.15
10 = October.....	76	0.23
11 = November.....	62	0.19
12 = December.....	75	0.23
85 = BAD DATA Logically assigned.....	17	0.05
89 = LEGITIMATE SKIP Logically assigned.....	28	0.09
91 = NEVER USED COCAINE.....	28977	88.09
94 = DON'T KNOW.....	82	0.25
97 = REFUSED.....	12	0.04
98 = BLANK (NO ANSWER).....	309	0.94
99 = LEGITIMATE SKIP.....	2864	8.71

The computer recorded that you last used "crack" [CKREC FILL]. How old were you the last time you used "crack"?

(LU10)

CRKAGLST¹

Len : 3 HOW OLD WERE YOU THE LAST TIME USED CRACK

	Freq	Pct
RANGE = 12 - 68.....	666	2.02
985 = BAD DATA Logically assigned.....	63	0.19
989 = LEGITIMATE SKIP Logically assigned.....	1	0.00
991 = NEVER USED CRACK.....	32065	97.48
994 = DON'T KNOW.....	17	0.05
997 = REFUSED.....	9	0.03
998 = BLANK (NO ANSWER).....	39	0.12
999 = LEGITIMATE SKIP.....	33	0.10

Did you last use "crack" in [CURRENT YEAR - 1] or [CURRENT YEAR]?

Did you last use "crack" in [CURRENT YEAR - 2] or [CURRENT YEAR - 1]?

In what month in [CURRENT YEAR] did you last use "crack"?

(LU10A, LU10B, LU10C)

CRKYL¹

Len : 4 YEAR OF LAST CRACK USE - RECODE

	Freq	Pct
RANGE = 2018 - 2020.....	48	0.15
9985 = BAD DATA Logically assigned.....	1	0.00
9989 = LEGITIMATE SKIP Logically assigned.....	6	0.02
9991 = NEVER USED CRACK.....	32065	97.48
9994 = DON'T KNOW.....	17	0.05
9997 = REFUSED.....	9	0.03
9998 = BLANK (NO ANSWER).....	102	0.31
9999 = LEGITIMATE SKIP.....	645	1.96

PRIOR SUBSTANCE USE

In what month in [CURRENT YEAR] did you last use "crack"?

In what month in [YEAR FROM LU10a or LU10b] did you last use "crack"?

(LU10C, LU10D)

CRKMLU¹

Len : 2 MONTH OF LAST CRACK USE - RECODE

	Freq	Pct
1 = January.....	2	0.01
2 = February.....	6	0.02
3 = March.....	5	0.02
4 = April.....	2	0.01
5 = May.....	3	0.01
6 = June.....	3	0.01
7 = July.....	4	0.01
8 = August.....	4	0.01
9 = September.....	2	0.01
10 = October.....	4	0.01
11 = November.....	5	0.02
12 = December.....	5	0.02
85 = BAD DATA Logically assigned.....	1	0.00
89 = LEGITIMATE SKIP Logically assigned.....	6	0.02
91 = NEVER USED CRACK.....	32065	97.48
94 = DON'T KNOW.....	20	0.06
97 = REFUSED.....	9	0.03
98 = BLANK (NO ANSWER).....	102	0.31
99 = LEGITIMATE SKIP.....	645	1.96

The computer recorded that you last used heroin [HEREC FILL]. How old were you the last time you used heroin?

(LU11)

HERAGLST¹

Len : 3 HOW OLD WERE YOU THE LAST TIME USED HEROIN

	Freq	Pct
RANGE = 12 - 73.....	466	1.42
985 = BAD DATA Logically assigned.....	33	0.10
989 = LEGITIMATE SKIP Logically assigned.....	1	0.00
991 = NEVER USED HEROIN.....	32306	98.22
994 = DON'T KNOW.....	9	0.03
997 = REFUSED.....	7	0.02
998 = BLANK (NO ANSWER).....	23	0.07
999 = LEGITIMATE SKIP.....	48	0.15

Did you last use heroin in [CURRENT YEAR - 1] or [CURRENT YEAR]?

Did you last use heroin in [CURRENT YEAR - 2] or [CURRENT YEAR - 1]?

In what month in [CURRENT YEAR] did you last use heroin?

(LU11A, LU11B, LU11C)

HERYLU¹

Len : 4 YEAR OF LAST HEROIN USE - RECODE

	Freq	Pct
RANGE = 2018 - 2020.....	72	0.22
9985 = BAD DATA Logically assigned.....	4	0.01
9989 = LEGITIMATE SKIP Logically assigned.....	2	0.01
9991 = NEVER USED HEROIN.....	32306	98.22
9994 = DON'T KNOW.....	9	0.03
9997 = REFUSED.....	7	0.02
9998 = BLANK (NO ANSWER).....	55	0.17
9999 = LEGITIMATE SKIP.....	438	1.33

PRIOR SUBSTANCE USE

In what month in [CURRENT YEAR] did you last use heroin?

In what month in [YEAR FROM LU11a or LU11b] did you last use heroin?

(LU11C, LU11D)

HERMLU¹

Len : 2 MONTH OF LAST HEROIN USE - RECODE

	Freq	Pct
1 = January.....	1	0.00
2 = February.....	7	0.02
3 = March.....	6	0.02
4 = April.....	3	0.01
5 = May.....	4	0.01
6 = June.....	2	0.01
7 = July.....	6	0.02
8 = August.....	2	0.01
9 = September.....	7	0.02
10 = October.....	13	0.04
11 = November.....	10	0.03
12 = December.....	9	0.03
85 = BAD DATA Logically assigned.....	4	0.01
89 = LEGITIMATE SKIP Logically assigned.....	2	0.01
91 = NEVER USED HEROIN.....	32306	98.22
94 = DON'T KNOW.....	11	0.03
97 = REFUSED.....	7	0.02
98 = BLANK (NO ANSWER).....	55	0.17
99 = LEGITIMATE SKIP.....	438	1.33

The computer recorded that you last used [LSFILL] [HALLREC FILL]. How old were you the last time you used [LSFILL]?

(LU12)

HALLAGLST¹

Len : 3 HOW OLD WERE YOU THE LAST TIME USED HALLUCINOGEN

	Freq	Pct
RANGE = 1 - 69.....	4407	13.40
985 = BAD DATA Logically assigned.....	216	0.66
989 = LEGITIMATE SKIP Logically assigned.....	9	0.03
991 = NEVER USED HALLUCINOGENS.....	27666	84.11
994 = DON'T KNOW.....	80	0.24
997 = REFUSED.....	15	0.05
998 = BLANK (NO ANSWER).....	219	0.67
999 = LEGITIMATE SKIP.....	281	0.85

Did you last use [LSFILL] in [CURRENT YEAR - 1] or [CURRENT YEAR]?

Did you last use [LSFILL] in [CURRENT YEAR - 2] or [CURRENT YEAR - 1]?

In what month in [CURRENT YEAR] did you last use [LSFILL]?

(LU12A, LU12B, LU12C)

HALLYRLST¹

Len : 4 YEAR OF LAST HALLUCINOGEN USE - RECODE

	Freq	Pct
RANGE = 2018 - 2020.....	979	2.98
9985 = BAD DATA Logically assigned.....	22	0.07
9989 = LEGITIMATE SKIP Logically assigned.....	33	0.10
9991 = NEVER USED HALLUCINOGENS.....	27666	84.11
9994 = DON'T KNOW.....	82	0.25
9997 = REFUSED.....	16	0.05
9998 = BLANK (NO ANSWER).....	478	1.45
9999 = LEGITIMATE SKIP.....	3617	11.00

PRIOR SUBSTANCE USE

In what month in [CURRENT YEAR] did you last use [LSFILL]?

In what month in [YEAR FROM LU12a or LU12b] did you last use [LSFILL]?

(LU12C, LU12D)

HALLMOLST¹

Len : 2 MONTH OF LAST HALLUCINOGEN USE - RECODE

	Freq	Pct
1 = January.....	41	0.12
2 = February.....	37	0.11
3 = March.....	61	0.19
4 = April.....	35	0.11
5 = May.....	47	0.14
6 = June.....	92	0.28
7 = July.....	131	0.40
8 = August.....	122	0.37
9 = September.....	95	0.29
10 = October.....	133	0.40
11 = November.....	73	0.22
12 = December.....	57	0.17
85 = BAD DATA Logically assigned.....	42	0.13
89 = LEGITIMATE SKIP Logically assigned.....	33	0.10
91 = NEVER USED HALLUCINOGENS.....	27666	84.11
94 = DON'T KNOW.....	113	0.34
97 = REFUSED.....	19	0.06
98 = BLANK (NO ANSWER).....	479	1.46
99 = LEGITIMATE SKIP.....	3617	11.00

The computer recorded that you last used LSD [LSDREC FILL]. How old were you the last time you used LSD?

(LU13)

LSDAGLST¹

Len : 3 HOW OLD WERE YOU THE LAST TIME USED LSD

	Freq	Pct
RANGE = 12 - 65.....	2722	8.28
985 = BAD DATA Logically assigned.....	104	0.32
991 = NEVER USED LSD.....	29783	90.55
994 = DON'T KNOW.....	38	0.12
997 = REFUSED.....	11	0.03
998 = BLANK (NO ANSWER).....	134	0.41
999 = LEGITIMATE SKIP.....	101	0.31

Did you last use LSD in [CURRENT YEAR - 1] or [CURRENT YEAR]?

Did you last use LSD in [CURRENT YEAR - 2] or [CURRENT YEAR - 1]?

In what month in [CURRENT YEAR] did you last use LSD?

(LU13A, LU13B, LU13C)

LSDYLU¹

Len : 4 YEAR OF LAST LSD USE - RECODE

	Freq	Pct
RANGE = 2018 - 2020.....	524	1.59
9985 = BAD DATA Logically assigned.....	7	0.02
9989 = LEGITIMATE SKIP Logically assigned.....	9	0.03
9991 = NEVER USED LSD.....	29783	90.55
9994 = DON'T KNOW.....	39	0.12
9997 = REFUSED.....	12	0.04
9998 = BLANK (NO ANSWER).....	238	0.72
9999 = LEGITIMATE SKIP.....	2281	6.93

PRIOR SUBSTANCE USE

In what month in [CURRENT YEAR] did you last use LSD?

In what month in [YEAR FROM LU13a or LU13b] did you last use LSD?

(LU13C, LU13D)

LSDMLU¹

Len : 2 MONTH OF LAST LSD USE - RECODE

	Freq	Pct
1 = January.....	31	0.09
2 = February.....	25	0.08
3 = March.....	30	0.09
4 = April.....	21	0.06
5 = May.....	27	0.08
6 = June.....	49	0.15
7 = July.....	80	0.24
8 = August.....	53	0.16
9 = September.....	41	0.12
10 = October.....	65	0.20
11 = November.....	42	0.13
12 = December.....	26	0.08
85 = BAD DATA Logically assigned.....	11	0.03
89 = LEGITIMATE SKIP Logically assigned.....	9	0.03
91 = NEVER USED LSD.....	29783	90.55
94 = DON'T KNOW.....	55	0.17
97 = REFUSED.....	13	0.04
98 = BLANK (NO ANSWER).....	251	0.76
99 = LEGITIMATE SKIP.....	2281	6.93

The computer recorded that you last used PCP [PCPREC FILL]. How old were you the last time you used PCP?

(LU14)

PCPAGLST¹

Len : 3 HOW OLD WERE YOU THE LAST TIME USED PCP

	Freq	Pct
RANGE = 7 - 62.....	386	1.17
985 = BAD DATA Logically assigned.....	44	0.13
991 = NEVER USED PCP.....	32407	98.52
994 = DON'T KNOW.....	14	0.04
997 = REFUSED.....	2	0.01
998 = BLANK (NO ANSWER).....	35	0.11
999 = LEGITIMATE SKIP.....	5	0.02

Did you last use PCP in [CURRENT YEAR - 1] or [CURRENT YEAR]?

Did you last use PCP in [CURRENT YEAR - 2] or [CURRENT YEAR - 1]?

In what month in [CURRENT YEAR] did you last use PCP?

(LU14A, LU14B, LU14C)

PCPYLU¹

Len : 4 YEAR OF LAST PCP USE - RECODE

	Freq	Pct
RANGE = 2018 - 2020.....	12	0.04
9985 = BAD DATA Logically assigned.....	3	0.01
9989 = LEGITIMATE SKIP Logically assigned.....	1	0.00
9991 = NEVER USED PCP.....	32407	98.52
9994 = DON'T KNOW.....	14	0.04
9997 = REFUSED.....	2	0.01
9998 = BLANK (NO ANSWER).....	79	0.24
9999 = LEGITIMATE SKIP.....	375	1.14

PRIOR SUBSTANCE USE

In what month in [CURRENT YEAR] did you last use PCP?

In what month in [YEAR FROM LU14a or LU14b] did you last use PCP?

(LU14C, LU14D)

PCPMLU¹ Len : 2 MONTH OF LAST PCP USE - RECODE

	Freq	Pct
1 = January.....	1	0.00
3 = March.....	1	0.00
5 = May.....	2	0.01
6 = June.....	2	0.01
7 = July.....	2	0.01
8 = August.....	2	0.01
9 = September.....	1	0.00
10 = October.....	1	0.00
85 = BAD DATA Logically assigned.....	3	0.01
89 = LEGITIMATE SKIP Logically assigned.....	1	0.00
91 = NEVER USED PCP.....	32407	98.52
94 = DON'T KNOW.....	14	0.04
97 = REFUSED.....	2	0.01
98 = BLANK (NO ANSWER).....	79	0.24
99 = LEGITIMATE SKIP.....	375	1.14

The computer recorded that you last used "Ecstasy" or "Molly" also known as MDMA [ECSTREC FILL]. How old were you the last time you used "Ecstasy" or "Molly" ?

(LU15)

ECSTMOAGL¹ Len : 3 HOW OLD WERE YOU THE LAST TIME USED ECSTASY/MOLLY

	Freq	Pct
RANGE = 12 - 65.....	2299	6.99
985 = BAD DATA Logically assigned.....	114	0.35
991 = NEVER USED ECSTASY.....	30191	91.79
994 = DON'T KNOW.....	40	0.12
997 = REFUSED.....	4	0.01
998 = BLANK (NO ANSWER).....	149	0.45
999 = LEGITIMATE SKIP.....	96	0.29

Did you last use "Ecstasy" or "Molly" in [CURRENT YEAR - 1] or [CURRENT YEAR]?

Did you last use "Ecstasy" or "Molly" in [CURRENT YEAR - 2] or [CURRENT YEAR - 1]?

In what month in [CURRENT YEAR] did you last use "Ecstasy" or "Molly"?

(LU15A, LU15B, LU15C)

ECSTMOYLU¹ Len : 4 YEAR OF LAST ECSTASY OR MOLLY USE - RECODE

	Freq	Pct
RANGE = 2018 - 2020.....	441	1.34
9985 = BAD DATA Logically assigned.....	9	0.03
9989 = LEGITIMATE SKIP Logically assigned.....	8	0.02
9991 = NEVER USED ECSTASY OR MOLLY.....	30191	91.79
9994 = DON'T KNOW.....	42	0.13
9997 = REFUSED.....	7	0.02
9998 = BLANK (NO ANSWER).....	261	0.79
9999 = LEGITIMATE SKIP.....	1934	5.88

PRIOR SUBSTANCE USE

In what month in [CURRENT YEAR] did you last use "Ecstasy" or "Molly"?

In what month in [YEAR FROM LU15a or LU15b] did you last use "Ecstasy" or "Molly"?

(LU15C, LU15D)

ECSTMOMLU¹

Len : 2 MONTH OF LAST ECSTASY OR MOLLY USE - RECODE

	Freq	Pct
1 = January.....	26	0.08
2 = February.....	25	0.08
3 = March.....	26	0.08
4 = April.....	16	0.05
5 = May.....	19	0.06
6 = June.....	33	0.10
7 = July.....	46	0.14
8 = August.....	50	0.15
9 = September.....	49	0.15
10 = October.....	40	0.12
11 = November.....	40	0.12
12 = December.....	48	0.15
85 = BAD DATA Logically assigned.....	14	0.04
89 = LEGITIMATE SKIP Logically assigned.....	8	0.02
91 = NEVER USED ECSTASY OR MOLLY.....	30191	91.79
94 = DON'T KNOW.....	55	0.17
97 = REFUSED.....	8	0.02
98 = BLANK (NO ANSWER).....	265	0.81
99 = LEGITIMATE SKIP.....	1934	5.88

The computer recorded that you last used any inhalants for kicks or to get high [INREC FILL]. How old were you the last time you used any inhalants for kicks or to get high?

(LU16)

INHLAGLST¹

Len : 3 HOW OLD WERE YOU THE LAST TIME USED INHALANTS

	Freq	Pct
RANGE = 1 - 66.....	2687	8.17
985 = BAD DATA Logically assigned.....	228	0.69
991 = NEVER USED INHALANTS.....	29439	89.50
994 = DON'T KNOW.....	164	0.50
997 = REFUSED.....	31	0.09
998 = BLANK (NO ANSWER).....	212	0.64
999 = LEGITIMATE SKIP.....	132	0.40

Did you last use an inhalant for kicks or to get high in [CURRENT YEAR - 1] or [CURRENT YEAR]?

Did you last use an inhalant for kicks or to get high in [CURRENT YEAR - 2] or [CURRENT YEAR - 1]?

In what month in [CURRENT YEAR] did you last use an inhalant for kicks or to get high?

(LU16A, LU16B, LU16C)

INHLYRLST¹

Len : 4 YEAR OF LAST INHALANT USE - RECODE

	Freq	Pct
RANGE = 2018 - 2020.....	382	1.16
9985 = BAD DATA Logically assigned.....	9	0.03
9989 = LEGITIMATE SKIP Logically assigned.....	21	0.06
9991 = NEVER USED INHALANTS.....	29439	89.50
9994 = DON'T KNOW.....	164	0.50
9997 = REFUSED.....	31	0.09
9998 = BLANK (NO ANSWER).....	439	1.33
9999 = LEGITIMATE SKIP.....	2408	7.32

PRIOR SUBSTANCE USE

In what month in [CURRENT YEAR] did you last use an inhalant for kicks or to get high?

In what month in [YEAR FROM LU16a or LU16b] did you last use an inhalant for kicks or to get high?

(LU16C, LU16D)

INHLMOLST¹

Len : 2 MONTH OF LAST INHALANT USE - RECODE

	Freq	Pct
1 = January.....	25	0.08
2 = February.....	20	0.06
3 = March.....	29	0.09
4 = April.....	18	0.05
5 = May.....	18	0.05
6 = June.....	27	0.08
7 = July.....	29	0.09
8 = August.....	42	0.13
9 = September.....	33	0.10
10 = October.....	40	0.12
11 = November.....	30	0.09
12 = December.....	33	0.10
85 = BAD DATA Logically assigned.....	19	0.06
89 = LEGITIMATE SKIP Logically assigned.....	21	0.06
91 = NEVER USED INHALANTS.....	29439	89.50
94 = DON'T KNOW.....	190	0.58
97 = REFUSED.....	32	0.10
98 = BLANK (NO ANSWER).....	440	1.34
99 = LEGITIMATE SKIP.....	2408	7.32

The computer recorded that you last used methamphetamine [MEREK FILL]. How old were you the last time you used methamphetamine?

(LU17)

METHAGLST¹

Len : 3 HOW OLD WERE YOU THE LAST TIME USED METH

	Freq	Pct
RANGE = 10 - 75.....	1105	3.36
985 = BAD DATA Logically assigned.....	74	0.22
991 = NEVER USED METHAMPHETAMINE.....	31456	95.63
994 = DON'T KNOW.....	26	0.08
997 = REFUSED.....	5	0.02
998 = BLANK (NO ANSWER).....	76	0.23
999 = LEGITIMATE SKIP.....	151	0.46

Did you last use methamphetamine in [CURRENT YEAR - 1] or [CURRENT YEAR]?

Did you last use methamphetamine in [CURRENT YEAR - 2] or [CURRENT YEAR - 1]?

In what month in [CURRENT YEAR] did you last use methamphetamine?

(LU17A, LU17B, LU17C)

METHYRLST¹

Len : 4 YEAR OF LAST METHAMPHETAMINE USE - RECODE

	Freq	Pct
RANGE = 2018 - 2020.....	141	0.43
9985 = BAD DATA Logically assigned.....	3	0.01
9989 = LEGITIMATE SKIP Logically assigned.....	7	0.02
9991 = NEVER USED METHAMPHETAMINE.....	31456	95.63
9994 = DON'T KNOW.....	26	0.08
9997 = REFUSED.....	6	0.02
9998 = BLANK (NO ANSWER).....	149	0.45
9999 = LEGITIMATE SKIP.....	1105	3.36

PRIOR SUBSTANCE USE

In what month in [CURRENT YEAR] did you last use methamphetamine?

In what month in [YEAR FROM LU17a or LU17b] did you last use methamphetamine?

(LU17C, LU17D)

METHMOLST¹

Len : 2 MONTH OF LAST METH USE - RECODE

	Freq	Pct
1 = January.....	7	0.02
2 = February.....	12	0.04
3 = March.....	11	0.03
4 = April.....	12	0.04
5 = May.....	9	0.03
6 = June.....	8	0.02
7 = July.....	16	0.05
8 = August.....	9	0.03
9 = September.....	17	0.05
10 = October.....	13	0.04
11 = November.....	13	0.04
12 = December.....	11	0.03
85 = BAD DATA Logically assigned.....	5	0.02
89 = LEGITIMATE SKIP Logically assigned.....	7	0.02
91 = NEVER USED METHAMPHETAMINE.....	31456	95.63
94 = DON'T KNOW.....	27	0.08
97 = REFUSED.....	6	0.02
98 = BLANK (NO ANSWER).....	149	0.45
99 = LEGITIMATE SKIP.....	1105	3.36

NOTE: Respondents were assigned legitimate skip codes of 99 or 89 in CIGYRBFR if they reported in the core TOBACCO module that they last smoked a cigarette more than 3 years ago. Logically, these respondents would not have smoked a cigarette in the past 12 to 24 months. In addition, CIGYRBFR was not edited with respect to CIGAGLST or CIGDLLST. Therefore, inconsistencies could exist between CIGYRBFR and these other variables.

Earlier questions were about the past 12 months. This question is about the year before that, that is, from [DATEFILL - 12 MONTHS] to [DATEFILL]. During that year, beginning [DATEFILL - 12 MONTHS] and ending [DATEFILL], did you smoke part or all of a cigarette, even once?

(LU37)

CIGYRBFR¹

Len : 2 SMOKE ALL OR PART OF CIGARETTE IN YR BEFORE LAST

	Freq	Pct
1 = Yes.....	5135	15.61
2 = No.....	1685	5.12
91 = NEVER USED CIGARETTES.....	18268	55.54
94 = DON'T KNOW.....	50	0.15
97 = REFUSED.....	16	0.05
98 = BLANK (NO ANSWER).....	230	0.70
99 = LEGITIMATE SKIP.....	7509	22.83

NOTE: The variables ALCYRBFR and ALCAGLST were not edited with respect to one another. Therefore, inconsistencies could exist between these two variables.

Earlier questions were about the past 12 months. This question is about the year before that, that is, from [DATEFILL - 12 MONTHS] to [DATEFILL]. During that year, beginning [DATEFILL - 12 MONTHS] and ending [DATEFILL], did you have a drink of any type of alcoholic beverage, even once?

(LU38)

ALCYRBFR¹

Len : 2 HAVE ALCOHOLIC BEVERAGE IN YEAR BEFORE LAST

	Freq	Pct
1 = Yes.....	19044	57.90
2 = No.....	4888	14.86
85 = BAD DATA Logically assigned.....	2	0.01
91 = NEVER USED ALCOHOL.....	8373	25.46
94 = DON'T KNOW.....	107	0.33
97 = REFUSED.....	37	0.11
98 = BLANK (NO ANSWER).....	442	1.34

PRIOR SUBSTANCE USE

NOTE: The variables COCYRBFR and COCAGLST were not edited with respect to one another. Therefore, inconsistencies could exist between these two variables.

Earlier questions were about the past 12 months. This question is about the year before that, that is, from [DATEFILL - 12 MONTHS] to [DATEFILL]. During that year, beginning [DATEFILL - 12 MONTHS] and ending [DATEFILL], did you use any form of cocaine, even once?

(LU39)

COCYRBFR¹

Len : 2 HAVE ANY FORM OF COCAINE IN YEAR BEFORE LAST

	Freq	Pct
1 = Yes.....	806	2.45
2 = No.....	2973	9.04
85 = BAD DATA Logically assigned.....	1	0.00
91 = NEVER USED COCAINE	28977	88.09
94 = DON'T KNOW	22	0.07
97 = REFUSED	8	0.02
98 = BLANK (NO ANSWER)	106	0.32

DRUG TREATMENT

DRUG TREATMENT

The values in this section may be inconsistent with values for variables in other sections of the interview. Items in this section were edited when respondents legitimately skipped out of these items based on prior answers in earlier sections. Otherwise, variables in one section of the interview generally were not edited to make them consistent with variables in another section of the interview. This note applies to variables in this section marked by a¹.

NOTE: Respondents were not asked questions in the SUBSTANCE TREATMENT module if they did not report lifetime use of alcohol, marijuana, cocaine, heroin, hallucinogens, inhalants, methamphetamine, or lifetime misuse of prescription psychotherapeutics (pain relievers, tranquilizers, stimulants, or sedatives). Codes of 91 in the edited SUBSTANCE TREATMENT variables indicate that the questions did not apply because respondents never used (or misused) any of these substances.

These next questions deal with treatment for alcohol and drug problems, not including cigarettes. Please report treatment or counseling designed to help you reduce or stop your alcohol or drug use. Please include detoxification and any other treatment for medical problems associated with your alcohol or drug use.

Have you ever received treatment or counseling for your use of alcohol or any drug, not counting cigarettes?

(TX01)

TXEVRRCDV¹

Len : 2 EVER RECEIVED ALCOHOL OR DRUG TREATMENT

	Freq	Pct
1 = Yes.....	1602	4.87
2 = No.....	23352	70.99
85 = BAD DATA Logically assigned.....	17	0.05
91 = NEVER USED ALCOHOL OR DRUGS.....	7090	21.55
94 = DON'T KNOW.....	23	0.07
97 = REFUSED.....	21	0.06
98 = BLANK (NO ANSWER).....	788	2.40

During the past 12 months, that is since [DATEFILL] have you received treatment or counseling for your use of alcohol or any drug, not counting cigarettes?

(TX02)

TXYRRECVD¹

Len : 2 EVER RECEIVED ALCOHOL OR DRUG TRMT PAST 12 MOS

	Freq	Pct
1 = Yes.....	437	1.33
2 = No.....	1123	3.41
3 = Yes LOGICALLY ASSIGNED.....	39	0.12
4 = No LOGICALLY ASSIGNED.....	1	0.00
85 = BAD DATA Logically assigned.....	2	0.01
91 = NEVER USED ALCOHOL OR DRUGS.....	7090	21.55
94 = DON'T KNOW.....	2	0.01
97 = REFUSED.....	21	0.06
98 = BLANK (NO ANSWER).....	826	2.51
99 = LEGITIMATE SKIP (TXEVRRCDV=2).....	23352	70.99

During the past 12 months when you received treatment, was the treatment for alcohol use only, drug use only, or both alcohol and drug use?

(TX03)

TXYRALDGB¹

Len : 2 TRMT FOR ALC, DRUG OR BOTH PAST 12 MONTHS

	Freq	Pct
1 = Alcohol use only.....	133	0.40
2 = Drug use only.....	179	0.54
3 = Both alcohol and drug use.....	97	0.29
4 = Alcohol (drug trmt unknown) LOGICALLY ASSIGNED.....	1	0.00
5 = Drugs (alcohol trmt unknown) LOGICALLY ASSIGNED.....	1	0.00
6 = Both alcohol and drug use LOGICALLY ASSIGNED.....	1	0.00
11 = Alcohol only (but last tmt for drugs reported).....	9	0.03
12 = Drugs only (but last tmt for alc reported).....	14	0.04
85 = BAD DATA Logically assigned.....	2	0.01
91 = NEVER USED ALCOHOL OR DRUGS.....	7090	21.55
94 = DON'T KNOW.....	2	0.01
97 = REFUSED.....	23	0.07
98 = BLANK (NO ANSWER).....	865	2.63
99 = LEGITIMATE SKIP.....	24476	74.41

DRUG TREATMENT

During the past 12 months, have you received treatment for your [TXFILL1] in a hospital overnight as an inpatient?

(TX04A)

TXYRHOSOV¹

Len : 2 RCVD TXFILL1 TRMT IN HOSP/OVERNIGHT PST 12 MOS

	Freq	Pct
1 = Yes.....	88	0.27
2 = No.....	346	1.05
5 = Yes LOGICALLY ASSIGNED (from TXLYTMNPL2).....	2	0.01
85 = BAD DATA Logically assigned.....	3	0.01
91 = NEVER USED ALCOHOL OR DRUGS.....	7090	21.55
97 = REFUSED.....	21	0.06
98 = BLANK (NO ANSWER).....	867	2.64
99 = LEGITIMATE SKIP.....	24476	74.41

Was the treatment you received in a hospital overnight as an inpatient for your alcohol use, your drug use, or both?

(TX04A1)

TXYRHOSAD¹

Len : 2 HOSP/OVERNIGHT TRMT FOR ALC, DRUGS, OR BOTH

	Freq	Pct
2 = Drug use.....	7	0.02
3 = Both alcohol and drug use.....	17	0.05
91 = NEVER USED ALCOHOL OR DRUGS.....	7090	21.55
97 = REFUSED.....	21	0.06
98 = BLANK (NO ANSWER).....	880	2.68
99 = LEGITIMATE SKIP.....	24878	75.63

During the past 12 months, have you received treatment for your [TXFILL1] in a residential drug or alcohol rehabilitation facility where you stayed overnight?

(TX04B)

TXYRRESOV¹

Len : 2 RCVD TXFILL1 TRMT REHAB CENTR/OVERNIGHT PST 12 MO

	Freq	Pct
1 = Yes.....	101	0.31
2 = No.....	328	1.00
5 = Yes LOGICALLY ASSIGNED (from TXLYTMNPL2).....	7	0.02
85 = BAD DATA Logically assigned.....	2	0.01
91 = NEVER USED ALCOHOL OR DRUGS.....	7090	21.55
97 = REFUSED.....	21	0.06
98 = BLANK (NO ANSWER).....	868	2.64
99 = LEGITIMATE SKIP.....	24476	74.41

Was the treatment you received in a residential drug or alcohol rehabilitation facility where you stayed overnight for your alcohol use, your drug use, or both?

(TX04B1)

TXYRRESAD¹

Len : 2 RES ALC/DRG REH TRMT FOR ALC, DRUGS, OR BOTH

	Freq	Pct
1 = Alcohol use.....	1	0.00
2 = Drug use.....	5	0.02
3 = Both alcohol and drug use.....	26	0.08
91 = NEVER USED ALCOHOL OR DRUGS.....	7090	21.55
97 = REFUSED.....	21	0.06
98 = BLANK (NO ANSWER).....	879	2.67
99 = LEGITIMATE SKIP.....	24871	75.61

During the past 12 months, have you received treatment for your [TXFILL1] in a drug or alcohol rehabilitation facility as an outpatient?

(TX04C)

TXYROUTPT¹

Len : 2 RCVD TXFILL1 TRMT REHAB CENTR/OUTPT PST 12 MOS

	Freq	Pct
1 = Yes.....	182	0.55
2 = No.....	236	0.72
5 = Yes LOGICALLY ASSIGNED (from TXLYTMNPL2).....	16	0.05
85 = BAD DATA Logically assigned.....	3	0.01
91 = NEVER USED ALCOHOL OR DRUGS.....	7090	21.55
94 = DON'T KNOW.....	1	0.00
97 = REFUSED.....	21	0.06
98 = BLANK (NO ANSWER).....	868	2.64
99 = LEGITIMATE SKIP.....	24476	74.41

DRUG TREATMENT

Was the treatment you received in a drug or alcohol rehabilitation facility as an outpatient for your alcohol use, your drug use, or both?

(TX04C1)

TXYROUTAD¹

Len : 2 OUTPATIENT TRMT FOR ALC, DRUGS, OR BOTH

	Freq	Pct
2 = Drug use	6	0.02
3 = Both alcohol and drug use.....	29	0.09
91 = NEVER USED ALCOHOL OR DRUGS	7090	21.55
97 = REFUSED	21	0.06
98 = BLANK (NO ANSWER)	883	2.68
99 = LEGITIMATE SKIP.....	24864	75.59

During the past 12 months, have you received treatment for your [TXFILL1] in a mental health center or facility as an outpatient?

(TX04D)

TXYRMHCOP¹

Len : 2 RCVD TXFILL1 TRMT MNT HEALTH CNTR/OUTPT PST 12 MO

	Freq	Pct
1 = Yes.....	145	0.44
2 = No.....	268	0.81
5 = Yes LOGICALLY ASSIGNED (from TXLYMNPL2).....	21	0.06
85 = BAD DATA Logically assigned.....	3	0.01
91 = NEVER USED ALCOHOL OR DRUGS	7090	21.55
94 = DON'T KNOW	1	0.00
97 = REFUSED	21	0.06
98 = BLANK (NO ANSWER)	868	2.64
99 = LEGITIMATE SKIP.....	24476	74.41

Was the treatment you received in a mental health center or facility as an outpatient for your alcohol use, your drug use, or both?

(TX04D1)

TXYRMHCAD¹

Len : 2 MNT HEALTH CNTR TRMT FOR ALC, DRUGS, OR BOTH

	Freq	Pct
2 = Drug use	5	0.02
3 = Both alcohol and drug use.....	28	0.09
91 = NEVER USED ALCOHOL OR DRUGS	7090	21.55
97 = REFUSED	21	0.06
98 = BLANK (NO ANSWER)	885	2.69
99 = LEGITIMATE SKIP.....	24864	75.59

During the past 12 months, have you received treatment for your [TXFILL1] in an emergency room?

(TX04E)

TXYREMRGN¹

Len : 2 RCVD TXFILL1 TRMT IN EMERGENCY ROOM PAST 12 MOS

	Freq	Pct
1 = Yes.....	59	0.18
2 = No.....	371	1.13
3 = Yes LOGICALLY ASSIGNED.....	5	0.02
85 = BAD DATA Logically assigned.....	3	0.01
91 = NEVER USED ALCOHOL OR DRUGS	7090	21.55
97 = REFUSED	21	0.06
98 = BLANK (NO ANSWER)	868	2.64
99 = LEGITIMATE SKIP.....	24476	74.41

Was the treatment you received in an emergency room for your alcohol use, your drug use, or both?

(TX04E1)

TXYREMRAD¹

Len : 2 EMERGENCY ROOM TRMT FOR ALC, DRUGS, OR BOTH

	Freq	Pct
1 = Alcohol use.....	3	0.01
2 = Drug use	8	0.02
3 = Both alcohol and drug use.....	3	0.01
91 = NEVER USED ALCOHOL OR DRUGS	7090	21.55
97 = REFUSED	21	0.06
98 = BLANK (NO ANSWER)	878	2.67
99 = LEGITIMATE SKIP.....	24890	75.67

DRUG TREATMENT

During the past 12 months, have you received treatment for your [TXFILL1] in a private doctor's office?

(TX04F)

TXYRDRPRV¹

Len : 2 RCVD TXFILL1 TRMT IN PRIV DR.'S OFFICE PST 12 MOS

	Freq	Pct
1 = Yes.....	127	0.39
2 = No.....	290	0.88
5 = Yes LOGICALLY ASSIGNED (from TXLYMNPL2).....	16	0.05
85 = BAD DATA Logically assigned.....	3	0.01
91 = NEVER USED ALCOHOL OR DRUGS	7090	21.55
94 = DON'T KNOW	2	0.01
97 = REFUSED	21	0.06
98 = BLANK (NO ANSWER)	868	2.64
99 = LEGITIMATE SKIP.....	24476	74.41

Was the treatment you received in a private doctor's office for your alcohol use, your drug use, or both?

(TX04F1)

TXYRDRPAD¹

Len : 2 PRIV DR.'S OFFICE TRMT FOR ALC, DRUGS, OR BOTH

	Freq	Pct
1 = Alcohol use.....	4	0.01
2 = Drug use	8	0.02
3 = Both alcohol and drug use.....	15	0.05
91 = NEVER USED ALCOHOL OR DRUGS	7090	21.55
97 = REFUSED	21	0.06
98 = BLANK (NO ANSWER)	884	2.69
99 = LEGITIMATE SKIP.....	24871	75.61

During the past 12 months, have you received treatment for your [TXFILL1] in a prison or jail?

(TX04G)

TXYRPRISN¹

Len : 2 RCVD TXFILL1 TRMT IN PRISON/JAIL PAST 12 MONTHS

	Freq	Pct
1 = Yes.....	23	0.07
2 = No.....	408	1.24
5 = Yes LOGICALLY ASSIGNED (from TXLYMNPL2).....	3	0.01
85 = BAD DATA Logically assigned.....	3	0.01
91 = NEVER USED ALCOHOL OR DRUGS	7090	21.55
94 = DON'T KNOW	1	0.00
97 = REFUSED	21	0.06
98 = BLANK (NO ANSWER)	868	2.64
99 = LEGITIMATE SKIP.....	24476	74.41

Was the treatment you received in a prison or jail for your alcohol use, your drug use, or both?

(TX04G1)

TXYRPRJAD¹

Len : 2 PRISON/JAIL TRMT FOR ALC, DRUGS, OR BOTH

	Freq	Pct
2 = Drug use	1	0.00
3 = Both alcohol and drug use.....	4	0.01
91 = NEVER USED ALCOHOL OR DRUGS	7090	21.55
97 = REFUSED	21	0.06
98 = BLANK (NO ANSWER)	882	2.68
99 = LEGITIMATE SKIP.....	24895	75.68

DRUG TREATMENT

During the past 12 months, have you received treatment for your [TXFILL1] in a self-help group such as Alcoholics Anonymous or Narcotics Anonymous?

(TX04H)

TXYRSLFHP¹

Len : 2 RCVD TXFILL1 TRMT IN SELF-HELP GROUP PAST 12 MOS

	Freq	Pct
1 = Yes.....	212	0.64
2 = No.....	215	0.65
5 = Yes LOGICALLY ASSIGNED (from TXLTVMNPL2).....	8	0.02
85 = BAD DATA Logically assigned.....	3	0.01
91 = NEVER USED ALCOHOL OR DRUGS.....	7090	21.55
94 = DON'T KNOW.....	1	0.00
97 = REFUSED.....	21	0.06
98 = BLANK (NO ANSWER).....	867	2.64
99 = LEGITIMATE SKIP.....	24476	74.41

Was the treatment you received in a self-help group for your alcohol use, your drug use, or both?

(TX04H1)

TXYRSLFAD¹

Len : 2 SELF-HELP GROUP TRMT FOR ALC, DRUGS, OR BOTH

	Freq	Pct
1 = Alcohol use.....	4	0.01
2 = Drug use.....	5	0.02
3 = Both alcohol and drug use.....	51	0.16
91 = NEVER USED ALCOHOL OR DRUGS.....	7090	21.55
97 = REFUSED.....	21	0.06
98 = BLANK (NO ANSWER).....	887	2.70
99 = LEGITIMATE SKIP.....	24835	75.50

During the past 12 months, have you received treatment for your [TXFILL1] in some other place besides these that have been listed?

(TX04I)

TXYROTHERR¹

Len : 2 RCVD TXFILL1 TRMT IN SOME OTHER PLACE PAST 12 MOS

	Freq	Pct
1 = Yes.....	70	0.21
2 = No.....	319	0.97
5 = Yes LOGICALLY ASSIGNED (from TXLTVMNPL2).....	42	0.13
7 = Treatment location unknown, LOG ASSN.....	5	0.02
85 = BAD DATA Logically assigned.....	2	0.01
91 = NEVER USED ALCOHOL OR DRUGS.....	7090	21.55
94 = DON'T KNOW.....	1	0.00
97 = REFUSED.....	21	0.06
98 = BLANK (NO ANSWER).....	867	2.64
99 = LEGITIMATE SKIP.....	24476	74.41

(TX04SC)

TXYROTHESP2¹

Len : 3 OTHER PLACE RCVD TRMT PAST 12 MONTHS

	Freq	Pct
1 = A hospital overnight as an inpatient.....	1	0.00
9 = Some other place.....	16	0.05
40 = Home, family, friends.....	5	0.02
41 = School, college.....	6	0.02
44 = Halfway house/group home.....	3	0.01
45 = Rehab/intervention fac/prgrm, ptnt status unspcfd.....	3	0.01
48 = Counselor, therapist, psychologist, psychiatrist.....	20	0.06
49 = Court-mandated/sponsored program.....	4	0.01
64 = Methadone clinic/program.....	13	0.04
65 = Name of facility/program given.....	22	0.07
985 = BAD DATA Logically assigned.....	6	0.02
991 = NEVER USED ALCOHOL OR DRUGS.....	7090	21.55
994 = DON'T KNOW.....	1	0.00
997 = REFUSED.....	23	0.07
998 = BLANK (NO ANSWER).....	885	2.69
999 = LEGITIMATE SKIP.....	24795	75.38

DRUG TREATMENT

Was the treatment you received in this other place for your alcohol use, your drug use, or both?

(TX0411)

<u>TXYROTHAD</u> ¹	Len : 2	OTHER PLACE TRMT FOR ALC, DRUGS, OR BOTH		
			Freq	Pct
		2 = Drug use	2	0.01
		3 = Both alcohol and drug use.....	9	0.03
		91 = NEVER USED ALCOHOL OR DRUGS	7090	21.55
		97 = REFUSED	21	0.06
		98 = BLANK (NO ANSWER)	887	2.70
		99 = LEGITIMATE SKIP.....	24884	75.65

During the past 12 months, that is, since [DATEFILL], did you visit a hospital emergency room to receive treatment for your use of cocaine, heroin, marijuana, PCP, LSD, or Methamphetamine?

(TX05)

<u>TXYRERDRG</u> ¹	Len : 2	EVER VISIT EMER RM FOR TRMT OF ILL DRUG PST 12 MO		
			Freq	Pct
		1 = Yes.....	19	0.06
		2 = No.....	260	0.79
		6 = NEVER USED RELEVANT DRUGS.....	26	0.08
		91 = NEVER USED ALCOHOL OR DRUGS	7090	21.55
		97 = REFUSED	23	0.07
		98 = BLANK (NO ANSWER)	866	2.63
		99 = LEGITIMATE SKIP.....	24609	74.82

During the past 12 months, how many times did you visit a hospital emergency room to receive treatment for your use of cocaine, heroin, marijuana, PCP, LSD, or Methamphetamine?

(TX06)

<u>TXYRERNUM</u> ²	Len : 3	# TIMES EMER RM FOR TRMT OF ILL DRUGS PST 12 MOS		
			Freq	Pct
		RANGE = 1 - 16.....	18	0.05
		991 = NEVER USED ALCOHOL OR DRUGS	7090	21.55
		994 = DON'T KNOW	1	0.00
		997 = REFUSED	23	0.07
		998 = BLANK (NO ANSWER).....	866	2.63
		999 = LEGITIMATE SKIP.....	24895	75.68

Are you currently receiving treatment or counseling for your [TXFILL1]?

(TX07)

<u>TXCURRENT</u> ¹	Len : 2	CURRENTLY RECEIVING TRMT/COUNSELING FOR TXFILL1		
			Freq	Pct
		1 = Yes.....	251	0.76
		2 = No.....	187	0.57
		85 = BAD DATA Logically assigned.....	2	0.01
		89 = LEGITIMATE SKIP Logically assigned.....	1	0.00
		91 = NEVER USED ALCOHOL OR DRUGS	7090	21.55
		94 = DON'T KNOW	2	0.01
		97 = REFUSED	21	0.06
		98 = BLANK (NO ANSWER)	864	2.63
		99 = LEGITIMATE SKIP.....	24475	74.41

During the past 12 months, did you need treatment or counseling for your alcohol or drug use?

(TX08)

<u>NDTXYRADG</u> ¹	Len : 2	NEED TRMT FOR USE OF ALCOHOL OR DRUG PAST 12 MOS		
			Freq	Pct
		1 = Yes.....	127	0.39
		2 = No.....	24350	74.03
		11 = Yes (TXYRRECVD=3).....	8	0.02
		12 = No (TXYRRECVD=3)	29	0.09
		85 = BAD DATA Logically assigned.....	15	0.05
		91 = NEVER USED ALCOHOL OR DRUGS	7090	21.55
		94 = DON'T KNOW	18	0.05
		97 = REFUSED	22	0.07
		98 = BLANK (NO ANSWER)	795	2.42
		99 = LEGITIMATE SKIP.....	439	1.33

DRUG TREATMENT

During the past 12 months, did you need additional treatment or counseling for your alcohol or drug use?

(TX09)

<u>NDMORTXYR</u> ¹	Len : 2	NEED ADDL TRMT FOR USE OF ALCOHOL/DRUG PST 12 MOS		
			Freq	Pct
		1 = Yes.....	16	0.05
		2 = No.....	169	0.51
		91 = NEVER USED ALCOHOL OR DRUGS	7090	21.55
		94 = DON'T KNOW	1	0.00
		98 = BLANK (NO ANSWER)	890	2.71
		99 = LEGITIMATE SKIP.....	24727	75.17

During the past 12 months, for which of the following drugs did you need additional treatment or counseling?

(TX10)

<u>NDMORTALC</u> ¹	Len : 2	NEED ADDL TRMT FOR USE OF ALCOHOL PAST 12 MOS		
			Freq	Pct
		1 = Response entered.....	9	0.03
		6 = Response not entered.....	7	0.02
		91 = NEVER USED ALCOHOL OR DRUGS	7090	21.55
		98 = BLANK (NO ANSWER)	891	2.71
		99 = LEGITIMATE SKIP.....	24896	75.69

(TX10)

<u>NDMORTMRJ</u> ¹	Len : 2	NEED ADDL TRMT FOR USE OF MJ/HASH PAST 12 MOS		
			Freq	Pct
		1 = Response entered.....	6	0.02
		6 = Response not entered.....	10	0.03
		91 = NEVER USED ALCOHOL OR DRUGS	7090	21.55
		98 = BLANK (NO ANSWER)	891	2.71
		99 = LEGITIMATE SKIP.....	24896	75.69

(TX10)

<u>NDMORTCOC</u> ¹	Len : 2	NEED ADDL TRMT FOR USE OF COC/CRACK PAST 12 MOS		
			Freq	Pct
		1 = Response entered.....	2	0.01
		6 = Response not entered.....	14	0.04
		91 = NEVER USED ALCOHOL OR DRUGS	7090	21.55
		98 = BLANK (NO ANSWER)	891	2.71
		99 = LEGITIMATE SKIP.....	24896	75.69

(TX10)

<u>NDMORTHER</u> ¹	Len : 2	NEED ADDL TRMT FOR USE OF HEROIN PAST 12 MOS		
			Freq	Pct
		1 = Response entered.....	1	0.00
		6 = Response not entered.....	15	0.05
		91 = NEVER USED ALCOHOL OR DRUGS	7090	21.55
		98 = BLANK (NO ANSWER)	891	2.71
		99 = LEGITIMATE SKIP.....	24896	75.69

(TX10)

<u>NDMORTHAL</u> ¹	Len : 2	NEED ADDL TRMT FOR USE OF HALLUC PAST 12 MOS		
			Freq	Pct
		1 = Response entered.....	2	0.01
		6 = Response not entered.....	14	0.04
		91 = NEVER USED ALCOHOL OR DRUGS	7090	21.55
		98 = BLANK (NO ANSWER)	891	2.71
		99 = LEGITIMATE SKIP.....	24896	75.69

(TX10)

<u>NDMORTINH</u> ¹	Len : 2	NEED ADDL TRMT FOR USE OF INHALANTS PAST 12 MOS		
			Freq	Pct
		6 = Response not entered.....	16	0.05
		91 = NEVER USED ALCOHOL OR DRUGS	7090	21.55
		98 = BLANK (NO ANSWER)	891	2.71
		99 = LEGITIMATE SKIP.....	24896	75.69

DRUG TREATMENT

(TX10)
NDMORTMTH¹ Len : 2 NEED ADDL TRMT FOR USE OF METHAMPHETAMINE PAST 12 MOS

	Freq	Pct
1 = Response entered.....	3	0.01
6 = Response not entered.....	13	0.04
91 = NEVER USED ALCOHOL OR DRUGS.....	7090	21.55
98 = BLANK (NO ANSWER).....	891	2.71
99 = LEGITIMATE SKIP.....	24896	75.69

(TX10)
NDMORTPNR¹ Len : 2 NEED ADDL TRMT FOR USE OF PAIN REL PST 12 MOS

	Freq	Pct
6 = Response not entered.....	16	0.05
91 = NEVER USED ALCOHOL OR DRUGS.....	7090	21.55
98 = BLANK (NO ANSWER).....	891	2.71
99 = LEGITIMATE SKIP.....	24896	75.69

(TX10)
NDMORTTRQ¹ Len : 2 NEED ADDL TRMT FOR USE OF TRAN PAST 12 MOS

	Freq	Pct
6 = Response not entered.....	16	0.05
91 = NEVER USED ALCOHOL OR DRUGS.....	7090	21.55
98 = BLANK (NO ANSWER).....	891	2.71
99 = LEGITIMATE SKIP.....	24896	75.69

(TX10)
NDMORTSTM¹ Len : 2 NEED ADDL TRMT FOR USE OF STIMULANTS PST 12 MOS

	Freq	Pct
6 = Response not entered.....	16	0.05
91 = NEVER USED ALCOHOL OR DRUGS.....	7090	21.55
98 = BLANK (NO ANSWER).....	891	2.71
99 = LEGITIMATE SKIP.....	24896	75.69

(TX10)
NDMORTSED¹ Len : 2 NEED ADDL TRMT FOR USE OF SEDATIVES PST 12 MOS

	Freq	Pct
6 = Response not entered.....	16	0.05
91 = NEVER USED ALCOHOL OR DRUGS.....	7090	21.55
98 = BLANK (NO ANSWER).....	891	2.71
99 = LEGITIMATE SKIP.....	24896	75.69

(TX10)
NDMORTOTH¹ Len : 2 NEED ADDL TRMT FOR USE OF SOME OTH DRG PST 12 MOS

	Freq	Pct
1 = Response entered.....	2	0.01
6 = Response not entered.....	14	0.04
91 = NEVER USED ALCOHOL OR DRUGS.....	7090	21.55
98 = BLANK (NO ANSWER).....	891	2.71
99 = LEGITIMATE SKIP.....	24896	75.69

During the past 12 months did you need treatment or counseling for your use of alcohol?

(TX11)
NDTXRALC¹ Len : 2 NEED TRMT FOR USE OF ALCOHOL PAST 12 MONTHS

	Freq	Pct
1 = Yes.....	68	0.21
2 = No.....	52	0.16
11 = Yes (TXRRECVD=3).....	6	0.02
12 = No (TXRRECVD=3).....	2	0.01
91 = NEVER USED ALCOHOL OR DRUGS.....	7090	21.55
97 = REFUSED.....	24	0.07
98 = BLANK (NO ANSWER).....	477	1.45
99 = LEGITIMATE SKIP.....	25174	76.53

DRUG TREATMENT

During the past 12 months, did you need treatment or counseling for your use of marijuana or hashish?

(TX12)

NDTXYRMRJ¹

Len : 2 NEED TRMT FOR USE OF MARIJUANA/HASHISH PAST 12 MOS

	Freq	Pct
1 = Yes.....	22	0.07
2 = No.....	94	0.29
3 = Yes LOGICALLY ASSIGNED.....	1	0.00
11 = Yes (TXYRRECVD=3).....	1	0.00
12 = No (TXYRRECVD=3).....	4	0.01
91 = NEVER USED ALCOHOL OR DRUGS.....	7090	21.55
94 = DON'T KNOW.....	1	0.00
97 = REFUSED.....	19	0.06
98 = BLANK (NO ANSWER).....	311	0.95
99 = LEGITIMATE SKIP.....	25350	77.07

During the past 12 months, did you need treatment or counseling for your use of cocaine or 'crack'?

(TX13)

NDTXYRCOC¹

Len : 2 NEED TRMT FOR USE OF COCAINE/CRACK PAST 12 MONTHS

	Freq	Pct
1 = Yes.....	9	0.03
2 = No.....	63	0.19
12 = No (TXYRRECVD=3).....	1	0.00
91 = NEVER USED ALCOHOL OR DRUGS.....	7090	21.55
97 = REFUSED.....	4	0.01
98 = BLANK (NO ANSWER).....	109	0.33
99 = LEGITIMATE SKIP.....	25617	77.88

During the past 12 months, did you need treatment or counseling for your use of heroin?

(TX14)

NDTXYRHER¹

Len : 2 NEED TRMT FOR USE OF HEROIN PAST 12 MONTHS

	Freq	Pct
1 = Yes.....	6	0.02
2 = No.....	14	0.04
11 = Yes (TXYRRECVD=3).....	1	0.00
12 = No (TXYRRECVD=3).....	1	0.00
91 = NEVER USED ALCOHOL OR DRUGS.....	7090	21.55
97 = REFUSED.....	2	0.01
98 = BLANK (NO ANSWER).....	31	0.09
99 = LEGITIMATE SKIP.....	25748	78.28

During the past 12 months, did you need treatment or counseling for your use of hallucinogens?

(TX15)

NDTXYRHAL¹

Len : 2 NEED TRMT FOR USE OF HALLUCINOGENS PAST 12 MONTHS

	Freq	Pct
1 = Yes.....	5	0.02
2 = No.....	70	0.21
3 = Yes LOGICALLY ASSIGNED.....	1	0.00
11 = Yes (TXYRRECVD=3).....	2	0.01
91 = NEVER USED ALCOHOL OR DRUGS.....	7090	21.55
97 = REFUSED.....	3	0.01
98 = BLANK (NO ANSWER).....	172	0.52
99 = LEGITIMATE SKIP.....	25550	77.68

During the past 12 months, did you need treatment or counseling for your use of inhalants?

(TX16)

NDTXYRINH¹

Len : 2 NEED TRMT FOR USE OF INHALANTS PAST 12 MONTHS

	Freq	Pct
1 = Yes.....	1	0.00
2 = No.....	43	0.13
12 = No (TXYRRECVD=3).....	1	0.00
91 = NEVER USED ALCOHOL OR DRUGS.....	7090	21.55
97 = REFUSED.....	3	0.01
98 = BLANK (NO ANSWER).....	122	0.37
99 = LEGITIMATE SKIP.....	25633	77.93

DRUG TREATMENT

During the past 12 months, did you need treatment or counseling for your use of methamphetamine?

(TX16A)

NDTXYRMTH¹

Len : 2 NEED TRMT FOR USE OF METHAMPHETAMINE PAST 12 MONTHS

	Freq	Pct
1 = Yes.....	14	0.04
2 = No.....	27	0.08
12 = No (TXYRRECVD=3).....	2	0.01
91 = NEVER USED ALCOHOL OR DRUGS.....	7090	21.55
97 = REFUSED.....	1	0.00
98 = BLANK (NO ANSWER).....	70	0.21
99 = LEGITIMATE SKIP.....	25689	78.10

During the past 12 months, did you need treatment or counseling for your use of prescription pain relievers?

(TX17)

NDTXYRPNR¹

Len : 2 NEED TRMT FOR USE OF RX PAIN RELIEVERS PST 12 MOS

	Freq	Pct
1 = Yes.....	8	0.02
2 = No.....	43	0.13
12 = No (TXYRRECVD=3).....	4	0.01
91 = NEVER USED ALCOHOL OR DRUGS.....	7090	21.55
97 = REFUSED.....	7	0.02
98 = BLANK (NO ANSWER).....	325	0.99
99 = LEGITIMATE SKIP.....	25416	77.27

During the past 12 months, did you need treatment or counseling for your use of prescription tranquilizers?

(TX18)

NDTXYRTRQ¹

Len : 2 NEED TRMT FOR USE OF RX TRANQUILIZERS PST 12 MOS

	Freq	Pct
1 = Yes.....	4	0.01
2 = No.....	24	0.07
12 = No (TXYRRECVD=3).....	3	0.01
91 = NEVER USED ALCOHOL OR DRUGS.....	7090	21.55
97 = REFUSED.....	4	0.01
98 = BLANK (NO ANSWER).....	214	0.65
99 = LEGITIMATE SKIP.....	25554	77.69

During the past 12 months, did you need treatment or counseling for your use of prescription stimulants?

(TX19)

NDTXYRSTM¹

Len : 2 NEED TRMT FOR USE OF RX STIMULANTS PST 12 MOS

	Freq	Pct
1 = Yes.....	2	0.01
2 = No.....	25	0.08
91 = NEVER USED ALCOHOL OR DRUGS.....	7090	21.55
97 = REFUSED.....	2	0.01
98 = BLANK (NO ANSWER).....	216	0.66
99 = LEGITIMATE SKIP.....	25558	77.70

During the past 12 months, did you need treatment or counseling for your use of prescription sedatives?

(TX20)

NDTXYRSED¹

Len : 2 NEED TRMT FOR USE OF RX SEDATIVES PST 12 MOS

	Freq	Pct
1 = Yes.....	1	0.00
2 = No.....	17	0.05
12 = No (TXYRRECVD=3).....	2	0.01
91 = NEVER USED ALCOHOL OR DRUGS.....	7090	21.55
97 = REFUSED.....	5	0.02
98 = BLANK (NO ANSWER).....	232	0.71
99 = LEGITIMATE SKIP.....	25546	77.66

DRUG TREATMENT

During the past 12 months, did you need treatment or counseling for your use of some other drug besides the ones just listed?

(TX21)

NDTXYROTH¹

Len : 2 NEED TRMT FOR USE OF SOME OTHER DRUG PAST 12 MOS

	Freq	Pct
1 = Yes.....	7	0.02
2 = No.....	106	0.32
5 = Drug Unknown LOGICALLY ASSIGNED	14	0.04
11 = Yes (TXRRECVD=3).....	1	0.00
12 = No (TXRRECVD=3).....	7	0.02
91 = NEVER USED ALCOHOL OR DRUGS	7090	21.55
97 = REFUSED	22	0.07
98 = BLANK (NO ANSWER)	828	2.52
99 = LEGITIMATE SKIP.....	24818	75.45

(TX2ISC1)

NDTXYOTH1¹

Len : 4 OTHER DRUG NEEDED TRMT FOR PST 12 MOS - SPECIFY 1

	Freq	Pct
701 = OTHER Opiates, NOT OTHERWISE SPECIFIED.....	1	0.00
801 = OTHER Drugs, NOT OTHERWISE SPECIFIED	1	0.00
803 = Marijuana, MarrJane, Mary Jane, MJ, pot, weed	1	0.00
900 = Not a drug.....	1	0.00
6029 = DXM.....	1	0.00
8236 = Lyrica, Pregabalin.....	1	0.00
8530 = Sertraline hydrochloride, Zoloft.....	1	0.00
9991 = NEVER USED ALCOHOL OR DRUGS	7090	21.55
9997 = REFUSED	23	0.07
9998 = BLANK (NO ANSWER).....	842	2.56
9999 = LEGITIMATE SKIP.....	24931	75.79

(TX2ISC2)

NDTXYOTH2¹

Len : 4 OTHER DRUG NEEDED TRMT FOR PST 12 MOS - SPECIFY 2

	Freq	Pct
802 = THC, cannabinal, marinol, tetrahydrocannabinol	1	0.00
900 = Not a drug.....	1	0.00
8007 = Gabapentin, Neurontin.....	1	0.00
9991 = NEVER USED ALCOHOL OR DRUGS	7090	21.55
9997 = REFUSED	22	0.07
9998 = BLANK (NO ANSWER).....	847	2.58
9999 = LEGITIMATE SKIP.....	24931	75.79

(TX2ISC3)

NDTXYOTH3¹

Len : 4 OTHER DRUG NEEDED TRMT FOR PST 12 MOS - SPECIFY 3

	Freq	Pct
8389 = CBD oil, Hemp oil (not marijuana) <OTC>.....	1	0.00
9991 = NEVER USED ALCOHOL OR DRUGS	7090	21.55
9997 = REFUSED	22	0.07
9998 = BLANK (NO ANSWER).....	849	2.58
9999 = LEGITIMATE SKIP.....	24931	75.79

(TX2ISC4)

NDTXYOTH4¹

Len : 4 OTHER DRUG NEEDED TRMT FOR PST 12 MOS - SPECIFY 4

	Freq	Pct
9991 = NEVER USED ALCOHOL OR DRUGS	7090	21.55
9997 = REFUSED	22	0.07
9998 = BLANK (NO ANSWER).....	850	2.58
9999 = LEGITIMATE SKIP.....	24931	75.79

(TX2ISC5)

NDTXYOTH5¹

Len : 4 OTHER DRUG NEEDED TRMT FOR PST 12 MOS - SPECIFY 5

	Freq	Pct
9991 = NEVER USED ALCOHOL OR DRUGS	7090	21.55
9997 = REFUSED	22	0.07
9998 = BLANK (NO ANSWER).....	850	2.58
9999 = LEGITIMATE SKIP.....	24931	75.79

DRUG TREATMENT

NOTE: NDTXEFFRT was assigned a code of 11 if the respondent originally reported making an effort to obtain treatment but at least one of the following occurred:

- (a) the respondent was logically inferred to have gotten treatment in the past 12 months (TXRRECVD=3); or
- (b) the respondent did not perceive a need for treatment for use of any of the specific drugs that he/she was asked about (i.e., all questions about the perceived need for treatment for specific drugs were answered as "no").

During the past 12 months, did you make an effort to get treatment or counseling for your use of [TXFILL2]?

(TX22)

<u>NDTXEFFRT</u> ¹	Len : 2 MAKE EFFORT FOR TRMT OF TXFILL2 PAST 12 MONTHS		
		Freq	Pct
	1 = Yes.....	27	0.08
	2 = No.....	98	0.30
	11 = Yes (see note).....	8	0.02
	12 = No (TXRRECVD=3).....	2	0.01
	91 = NEVER USED ALCOHOL OR DRUGS.....	7090	21.55
	97 = REFUSED.....	22	0.07
	98 = BLANK (NO ANSWER).....	828	2.52
	99 = LEGITIMATE SKIP.....	24818	75.45

Which of these statements explain why you did not get the treatment or counseling you needed for your use of [TXFILL2]?

(TX22A)

<u>NDTXNOCOV</u> ¹	Len : 2 NOT GET TRMT COULDN'T AFFORD - NO HLTH CARE COVER		
		Freq	Pct
	1 = Response entered.....	34	0.10
	6 = Response not entered.....	96	0.29
	11 = Response entered (TXRRECVD=3 or NDTXEFFRT=11).....	1	0.00
	91 = NEVER USED ALCOHOL OR DRUGS.....	7090	21.55
	94 = DON'T KNOW.....	1	0.00
	97 = REFUSED.....	25	0.08
	98 = BLANK (NO ANSWER).....	828	2.52
	99 = LEGITIMATE SKIP.....	24818	75.45

(TX22A)

<u>NDTXNOTPY</u> ¹	Len : 2 TREATMENT NOT COVERED ON HLTH CARE		
		Freq	Pct
	1 = Response entered.....	12	0.04
	6 = Response not entered.....	118	0.36
	11 = Response entered (TXRRECVD=3 or NDTXEFFRT=11).....	1	0.00
	91 = NEVER USED ALCOHOL OR DRUGS.....	7090	21.55
	94 = DON'T KNOW.....	1	0.00
	97 = REFUSED.....	25	0.08
	98 = BLANK (NO ANSWER).....	828	2.52
	99 = LEGITIMATE SKIP.....	24818	75.45

(TX22A)

<u>NDTXTSPHR</u> ¹	Len : 2 NO TRANSPORTATION, TOO FAR AWAY, NOT CONVENIENT		
		Freq	Pct
	1 = Response entered.....	12	0.04
	6 = Response not entered.....	118	0.36
	11 = Response entered (TXRRECVD=3 or NDTXEFFRT=11).....	1	0.00
	91 = NEVER USED ALCOHOL OR DRUGS.....	7090	21.55
	94 = DON'T KNOW.....	1	0.00
	97 = REFUSED.....	25	0.08
	98 = BLANK (NO ANSWER).....	828	2.52
	99 = LEGITIMATE SKIP.....	24818	75.45

DRUG TREATMENT

(TX22A)
NDTXWANTD¹

Len : 2 TREATMENT NOT FOUND FOR TYPE WANTED

	Freq	Pct
1 = Response entered	19	0.06
6 = Response not entered	111	0.34
11 = Response entered (TXYRRECVD=3 or NDTXEFFRT=11)	1	0.00
91 = NEVER USED ALCOHOL OR DRUGS	7090	21.55
94 = DON'T KNOW	1	0.00
97 = REFUSED	25	0.08
98 = BLANK (NO ANSWER)	828	2.52
99 = LEGITIMATE SKIP	24818	75.45

(TX22A)
NDTXNSTOP¹

Len : 2 NOT READY TO STOP USING [TXFILL2]

	Freq	Pct
1 = Response entered	64	0.19
6 = Response not entered	64	0.19
11 = Response entered (TXYRRECVD=3 or NDTXEFFRT=11)	3	0.01
91 = NEVER USED ALCOHOL OR DRUGS	7090	21.55
94 = DON'T KNOW	1	0.00
97 = REFUSED	25	0.08
98 = BLANK (NO ANSWER)	828	2.52
99 = LEGITIMATE SKIP	24818	75.45

(TX22A)
NDTXPFULL¹

Len : 2 NO OPENINGS IN THE PROGRAMS

	Freq	Pct
1 = Response entered	4	0.01
6 = Response not entered	126	0.38
11 = Response entered (TXYRRECVD=3 or NDTXEFFRT=11)	1	0.00
91 = NEVER USED ALCOHOL OR DRUGS	7090	21.55
94 = DON'T KNOW	1	0.00
97 = REFUSED	25	0.08
98 = BLANK (NO ANSWER)	828	2.52
99 = LEGITIMATE SKIP	24818	75.45

(TX22A)
NDTXDKWHR¹

Len : 2 DIDN'T KNOW WHERE TO GET TREATMENT

	Freq	Pct
1 = Response entered	26	0.08
6 = Response not entered	105	0.32
91 = NEVER USED ALCOHOL OR DRUGS	7090	21.55
94 = DON'T KNOW	1	0.00
97 = REFUSED	25	0.08
98 = BLANK (NO ANSWER)	828	2.52
99 = LEGITIMATE SKIP	24818	75.45

(TX22A)
NDTXNBRNG¹

Len : 2 TREATMENT MIGHT CAUSE NEIGHBRS TO HAVE NEG OPIN

	Freq	Pct
1 = Response entered	23	0.07
6 = Response not entered	107	0.33
11 = Response entered (TXYRRECVD=3 or NDTXEFFRT=11)	1	0.00
91 = NEVER USED ALCOHOL OR DRUGS	7090	21.55
94 = DON'T KNOW	1	0.00
97 = REFUSED	25	0.08
98 = BLANK (NO ANSWER)	828	2.52
99 = LEGITIMATE SKIP	24818	75.45

DRUG TREATMENT

(TX22A)
NDTXJOBNG¹

Len : 2	TREATMENT MIGHT HAVE NEG. EFFECT ON JOB		
		Freq	Pct
	1 = Response entered	19	0.06
	3 = Response entered LOGICALLY ASSIGNED	1	0.00
	6 = Response not entered	111	0.34
	91 = NEVER USED ALCOHOL OR DRUGS	7090	21.55
	94 = DON'T KNOW	1	0.00
	97 = REFUSED	25	0.08
	98 = BLANK (NO ANSWER)	828	2.52
	99 = LEGITIMATE SKIP	24818	75.45

Which of these statements explain why you did not get the treatment or counseling you needed for your use of [TXFILL2]?

(TX22B)
NDTXNONED¹

Len : 2	YOU DIDN'T THINK YOU NEEDED TREATMENT AT THE TIME		
		Freq	Pct
	1 = Response entered	9	0.03
	3 = Response entered LOGICALLY ASSIGNED	2	0.01
	6 = Response not entered	117	0.36
	11 = Response entered (TXRRECVD=3 or NDTXEFFRT=11)	1	0.00
	91 = NEVER USED ALCOHOL OR DRUGS	7090	21.55
	94 = DON'T KNOW	3	0.01
	97 = REFUSED	25	0.08
	98 = BLANK (NO ANSWER)	828	2.52
	99 = LEGITIMATE SKIP	24818	75.45

(TX22B)
NDTXHANDL¹

Len : 2	YOU THOUGHT YOU COULD HANDLE THE PROB W/O TREATMT		
		Freq	Pct
	1 = Response entered	15	0.05
	6 = Response not entered	113	0.34
	11 = Response entered (TXRRECVD=3 or NDTXEFFRT=11)	1	0.00
	91 = NEVER USED ALCOHOL OR DRUGS	7090	21.55
	94 = DON'T KNOW	3	0.01
	97 = REFUSED	25	0.08
	98 = BLANK (NO ANSWER)	828	2.52
	99 = LEGITIMATE SKIP	24818	75.45

(TX22B)
NDTXNOHLP¹

Len : 2	YOU DIDN'T THINK TREATMENT WOULD HELP		
		Freq	Pct
	1 = Response entered	6	0.02
	6 = Response not entered	123	0.37
	91 = NEVER USED ALCOHOL OR DRUGS	7090	21.55
	94 = DON'T KNOW	3	0.01
	97 = REFUSED	25	0.08
	98 = BLANK (NO ANSWER)	828	2.52
	99 = LEGITIMATE SKIP	24818	75.45

(TX22B)
NDTXNTIME¹

Len : 2	YOU DIDN'T HAVE TIME (JOB, CHILDCARE, OR OTH COM)		
		Freq	Pct
	1 = Response entered	8	0.02
	3 = Response entered LOGICALLY ASSIGNED	1	0.00
	6 = Response not entered	120	0.36
	91 = NEVER USED ALCOHOL OR DRUGS	7090	21.55
	94 = DON'T KNOW	3	0.01
	97 = REFUSED	25	0.08
	98 = BLANK (NO ANSWER)	828	2.52
	99 = LEGITIMATE SKIP	24818	75.45

DRUG TREATMENT

(TX22B)
NDTXFNDOU¹

Len : 2 DIDN'T WANT OTHERS TO FIND OUT YOU NEEDED TRMT

	Freq	Pct
1 = Response entered	11	0.03
6 = Response not entered	118	0.36
91 = NEVER USED ALCOHOL OR DRUGS	7090	21.55
94 = DON'T KNOW	3	0.01
97 = REFUSED	25	0.08
98 = BLANK (NO ANSWER)	828	2.52
99 = LEGITIMATE SKIP	24818	75.45

(TX22A, TX22B)
NDTXOTRSN¹

Len : 2 SOME OTHER REASON OR REASONS

	Freq	Pct
1 = Response entered	15	0.05
6 = Response not entered	115	0.35
11 = Response entered (TXRRECVD=3 or NDTXEFFRT=11)	1	0.00
91 = NEVER USED ALCOHOL OR DRUGS	7090	21.55
94 = DON'T KNOW	1	0.00
97 = REFUSED	25	0.08
98 = BLANK (NO ANSWER)	828	2.52
99 = LEGITIMATE SKIP	24818	75.45

(TX22SCI)
NDTXMIMPT¹

Len : 2 MOST IMPORTANT OTHER REASON DIDNT GET TRTMT

	Freq	Pct
9 = Concerned might have negative effect on your job	1	0.00
10 = You didn't think you needed treatment at the time	4	0.01
11 = You thought you could handle the problem w/o trmt	1	0.00
13 = Didn't have time (b/c of job, childcare, other)	1	0.00
16 = Too embarrassed,ashamed,afraid/didn't want to ask	2	0.01
20 = Didn't want treatment; lacked motivation	1	0.00
22 = Couldn't afford; hlth care coverage status unspcfd	1	0.00
35 = You were in a domestic abusive enviroment	1	0.00
70 = You did get/seek treatment (incl self-help groups)	1	0.00
91 = NEVER USED ALCOHOL OR DRUGS	7090	21.55
97 = REFUSED	25	0.08
98 = BLANK (NO ANSWER)	832	2.53
99 = LEGITIMATE SKIP	24933	75.80

During the past 12 months, did you make an effort to get additional treatment or counseling for your use of alcohol or any other drug?

(TX23)
NDMREFFRT¹

Len : 2 MAKE EFFORT FOR ADDL TRMT FOR ALC/DRG PST 12 MOS

	Freq	Pct
1 = Yes	9	0.03
2 = No	7	0.02
91 = NEVER USED ALCOHOL OR DRUGS	7090	21.55
98 = BLANK (NO ANSWER)	891	2.71
99 = LEGITIMATE SKIP	24896	75.69

Which of these statements explain why you did not get the additional treatment or counseling you needed for your use of alcohol or drugs?

(TX23A)
NDMRNOCOV¹

Len : 2 NOT GET TRMT COULDN'T AFFORD - NO HLTH CARE COVER

	Freq	Pct
1 = Response entered	4	0.01
6 = Response not entered	11	0.03
91 = NEVER USED ALCOHOL OR DRUGS	7090	21.55
97 = REFUSED	1	0.00
98 = BLANK (NO ANSWER)	891	2.71
99 = LEGITIMATE SKIP	24896	75.69

DRUG TREATMENT

(TX23A)
NDMRNOTPY¹

Len : 2	TREATMENT NOT COVERED ON HLTH CARE		
		Freq	Pct
	1 = Response entered	2	0.01
	6 = Response not entered	13	0.04
	91 = NEVER USED ALCOHOL OR DRUGS	7090	21.55
	97 = REFUSED	1	0.00
	98 = BLANK (NO ANSWER)	891	2.71
	99 = LEGITIMATE SKIP	24896	75.69

(TX23A)
NDMRTSPHR¹

Len : 2	NO TRANSPORTATION, TOO FAR AWAY, NOT CONVENIENT		
		Freq	Pct
	6 = Response not entered	15	0.05
	91 = NEVER USED ALCOHOL OR DRUGS	7090	21.55
	97 = REFUSED	1	0.00
	98 = BLANK (NO ANSWER)	891	2.71
	99 = LEGITIMATE SKIP	24896	75.69

(TX23A)
NDMRWANTD¹

Len : 2	TREATMENT NOT FOUND FOR TYPE WANTED		
		Freq	Pct
	1 = Response entered	1	0.00
	6 = Response not entered	14	0.04
	91 = NEVER USED ALCOHOL OR DRUGS	7090	21.55
	97 = REFUSED	1	0.00
	98 = BLANK (NO ANSWER)	891	2.71
	99 = LEGITIMATE SKIP	24896	75.69

(TX23A)
NDMRNSTOP¹

Len : 2	NOT READY TO STOP USING ALCOHOL OR DRUGS		
		Freq	Pct
	1 = Response entered	1	0.00
	6 = Response not entered	14	0.04
	91 = NEVER USED ALCOHOL OR DRUGS	7090	21.55
	97 = REFUSED	1	0.00
	98 = BLANK (NO ANSWER)	891	2.71
	99 = LEGITIMATE SKIP	24896	75.69

(TX23A)
NDMRPFULL¹

Len : 2	NO OPENINGS IN THE PROGRAMS		
		Freq	Pct
	6 = Response not entered	15	0.05
	91 = NEVER USED ALCOHOL OR DRUGS	7090	21.55
	97 = REFUSED	1	0.00
	98 = BLANK (NO ANSWER)	891	2.71
	99 = LEGITIMATE SKIP	24896	75.69

(TX23A)
NDMRDKWHR¹

Len : 2	DIDN'T KNOW WHERE TO GET TREATMENT		
		Freq	Pct
	1 = Response entered	1	0.00
	6 = Response not entered	14	0.04
	91 = NEVER USED ALCOHOL OR DRUGS	7090	21.55
	97 = REFUSED	1	0.00
	98 = BLANK (NO ANSWER)	891	2.71
	99 = LEGITIMATE SKIP	24896	75.69

(TX23A)
NDMRNBRNG¹

Len : 2	TREATMENT MIGHT CAUSE NEIGHBRS TO HAVE NEG. OPIN		
		Freq	Pct
	1 = Response entered	1	0.00
	6 = Response not entered	14	0.04
	91 = NEVER USED ALCOHOL OR DRUGS	7090	21.55
	97 = REFUSED	1	0.00
	98 = BLANK (NO ANSWER)	891	2.71
	99 = LEGITIMATE SKIP	24896	75.69

DRUG TREATMENT

(TX23A)
NDMRJOBNG¹

Len : 2	TREATMENT MIGHT HAVE NEG. EFFECT ON JOB		
	6 = Response not entered	Freq	Pct
	91 = NEVER USED ALCOHOL OR DRUGS	15	0.05
	97 = REFUSED	7090	21.55
	98 = BLANK (NO ANSWER)	1	0.00
	99 = LEGITIMATE SKIP	891	2.71
		24896	75.69

Which of these statements explain why you did not get the additional treatment or counseling you needed for your use of alcohol or drugs?

(TX23B)
NDMRNONED¹

Len : 2	YOU DIDN'T THINK YOU NEEDED TREATMENT AT THE TIME		
	1 = Response entered	Freq	Pct
	6 = Response not entered	4	0.01
	91 = NEVER USED ALCOHOL OR DRUGS	11	0.03
	97 = REFUSED	7090	21.55
	98 = BLANK (NO ANSWER)	1	0.00
	99 = LEGITIMATE SKIP	891	2.71
		24896	75.69

(TX23B)
NDMRHANDL¹

Len : 2	YOU THOUGHT YOU COULD HANDLE THE PROB W/O TREATMT		
	1 = Response entered	Freq	Pct
	6 = Response not entered	2	0.01
	91 = NEVER USED ALCOHOL OR DRUGS	13	0.04
	97 = REFUSED	7090	21.55
	98 = BLANK (NO ANSWER)	1	0.00
	99 = LEGITIMATE SKIP	891	2.71
		24896	75.69

(TX23B)
NDMRNOHLP¹

Len : 2	YOU DIDN'T THINK TREATMENT WOULD HELP		
	6 = Response not entered	Freq	Pct
	91 = NEVER USED ALCOHOL OR DRUGS	15	0.05
	97 = REFUSED	7090	21.55
	98 = BLANK (NO ANSWER)	1	0.00
	99 = LEGITIMATE SKIP	891	2.71
		24896	75.69

(TX23B)
NDMRNTIME¹

Len : 2	YOU DIDN'T HAVE TIME (JOB, CHILDCARE, OR OTH COM)		
	6 = Response not entered	Freq	Pct
	91 = NEVER USED ALCOHOL OR DRUGS	15	0.05
	97 = REFUSED	7090	21.55
	98 = BLANK (NO ANSWER)	1	0.00
	99 = LEGITIMATE SKIP	891	2.71
		24896	75.69

(TX23B)
NDMRFNDOU¹

Len : 2	DIDN'T WANT OTHERS TO FIND OUT YOU NEEDED TRMT		
	6 = Response not entered	Freq	Pct
	91 = NEVER USED ALCOHOL OR DRUGS	15	0.05
	97 = REFUSED	7090	21.55
	98 = BLANK (NO ANSWER)	1	0.00
	99 = LEGITIMATE SKIP	891	2.71
		24896	75.69

(TX23A, TX23B)
NDMROTRSN¹

Len : 2	SOME OTHER REASON OR REASONS		
	1 = Response entered	Freq	Pct
	6 = Response not entered	2	0.01
	91 = NEVER USED ALCOHOL OR DRUGS	13	0.04
	97 = REFUSED	7090	21.55
	98 = BLANK (NO ANSWER)	1	0.00
	99 = LEGITIMATE SKIP	891	2.71
		24896	75.69

DRUG TREATMENT

(TX23SC1)
NDMRMIMPT¹

Len : 2 MOST IMPORTANT OTHR REASON DIDNT GET ADDL TRTMT

	Freq	Pct
34 = You did get/seek treatment, but didn't help.....	1	0.00
70 = You did get/seek treatment (incl self-help groups).....	1	0.00
91 = NEVER USED ALCOHOL OR DRUGS	7090	21.55
97 = REFUSED	1	0.00
98 = BLANK (NO ANSWER)	891	2.71
99 = LEGITIMATE SKIP.....	24909	75.73

How long has it been since you were last in treatment or counseling for your alcohol or drug use, not counting cigarettes?

(TX24)
TXRCVDREC¹

Len : 2 TIME SINCE LAST RCVD ALCOHOL OR DRUG TREATMENT

	Freq	Pct
1 = Within past 30 days -- that is, since [DATEFILL].....	28	0.09
2 = More than 30 days ago but within the past 12 mos	141	0.43
3 = More than 12 months ago	1116	3.39
7 = Still in treatment LOG ASSN (TXCURRENT=1).....	251	0.76
8 = Treatment in past year LOGICALLY ASSIGNED.....	56	0.17
9 = Treatment in lifetime LOGICALLY ASSIGNED.....	2	0.01
13 = Treatment > 12 mos ago LOG ASSN (TXRRECVD=2).....	8	0.02
91 = NEVER USED ALCOHOL OR DRUGS	7090	21.55
97 = REFUSED	21	0.06
98 = BLANK (NO ANSWER)	828	2.52
99 = LEGITIMATE SKIP.....	23352	70.99

NOTE: For most of the remaining questions in the SUBSTANCE TREATMENT module, the wording differed depending on whether respondents previously reported that they were still in treatment or that they were no longer in treatment. Where two question wordings appear for a given variable, the first wording was what respondents received if they reported that they were no longer in treatment. The second wording was what respondents received if they reported that they were still in treatment.

What was the main place where you received treatment the last time you started treatment/are currently receiving treatment for your alcohol or other drug use, not counting cigarettes?

(TX25, TX25SC1)
TXLTVMNPL2¹

Len : 3 MAIN PLACE RCV TRMT LAST TIME/CURRENTLY

	Freq	Pct
1 = A hospital overnight as an inpatient.....	12	0.04
2 = A res drug/alcohol rehab facility overnight.....	37	0.11
3 = A drug or alcohol rehab facility as an outpatient.....	83	0.25
4 = A mental health center or facility as outpatient.....	71	0.22
5 = An emergency room.....	4	0.01
6 = A private doctor's office.....	62	0.19
7 = A prison or jail.....	5	0.02
8 = Self-help group, Alcoholic/Narcotics Anonymous.....	84	0.26
9 = Some other place.....	17	0.05
40 = Home, family, friends	3	0.01
41 = School, college.....	5	0.02
44 = Halfway house/group home	3	0.01
47 = Communtiy/city/county/state pgm or facil; unspcfd.....	4	0.01
48 = Counselor, therapist, psychologist, psychiatrist	14	0.04
49 = Court-mandated/sponsored program.....	3	0.01
64 = Methadone clinic/program.....	5	0.02
65 = Name of facility/program given	10	0.03
985 = BAD DATA Logically assigned	2	0.01
989 = LEGITIMATE SKIP Logically assigned.....	1	0.00
991 = NEVER USED ALCOHOL OR DRUGS	7090	21.55
994 = DON'T KNOW	7	0.02
997 = REFUSED	25	0.08
998 = BLANK (NO ANSWER).....	871	2.65
999 = LEGITIMATE SKIP.....	24475	74.41

DRUG TREATMENT

The last time you entered treatment, did you receive treatment or counseling for your use of alcohol?

Are you currently receiving treatment or counseling for your use of alcohol?

(TX26)

TXLTYALCO¹

Len : 2 LAST/CURRENT TREATMENT FOR ALCOHOL

	Freq	Pct
1 = Yes.....	206	0.63
2 = No.....	194	0.59
3 = Yes LOGICALLY ASSIGNED.....	1	0.00
5 = Yes LOG ASSN (TXYRALDGB = 1).....	22	0.07
6 = NEVER USED ALCOHOL (TXEVRRCD = 1).....	11	0.03
85 = BAD DATA Logically assigned.....	2	0.01
89 = LEGITIMATE SKIP Logically assigned (TXEVRRCD=2).....	1	0.00
91 = NEVER USED ALCOHOL OR DRUGS.....	7090	21.55
94 = DON'T KNOW.....	3	0.01
97 = REFUSED.....	24	0.07
98 = BLANK (NO ANSWER).....	864	2.63
99 = LEGITIMATE SKIP (TXEVRRCD=2/TXYRRCVD=2,4).....	24475	74.41

The last time you entered treatment, did you receive treatment or counseling for your use of marijuana or hashish?

Are you currently receiving treatment or counseling for your use of marijuana or hashish?

(TX27)

TXLTYMRJH¹

Len : 2 LAST/CURRENT TREATMENT FOR MARIJUANA/HASHISH

	Freq	Pct
1 = Yes.....	92	0.28
2 = No.....	296	0.90
3 = Yes LOGICALLY ASSIGNED.....	2	0.01
6 = NEVER USED MARIJUANA (TXEVRRCD=1).....	50	0.15
85 = BAD DATA Logically assigned.....	1	0.00
89 = LEGITIMATE SKIP Logically assigned (TXEVRRCD=2).....	1	0.00
91 = NEVER USED ALCOHOL OR DRUGS.....	7090	21.55
94 = DON'T KNOW.....	3	0.01
97 = REFUSED.....	24	0.07
98 = BLANK (NO ANSWER).....	859	2.61
99 = LEGITIMATE SKIP (TXEVRRCD=2/TXYRRCVD=2,4).....	24475	74.41

The last time you entered treatment, did you receive treatment or counseling for your use of cocaine or 'crack'?

Are you currently receiving treatment or counseling for your use of cocaine or 'crack'?

(TX28)

TXLTYCOCN¹

Len : 2 LAST/CURRENT TREATMENT FOR COCAINE/CRACK

	Freq	Pct
1 = Yes.....	67	0.20
2 = No.....	199	0.60
3 = Yes LOGICALLY ASSIGNED.....	2	0.01
6 = NEVER USED COCAINE (TXEVRRCD = 1).....	189	0.57
85 = BAD DATA Logically assigned.....	1	0.00
91 = NEVER USED ALCOHOL OR DRUGS.....	7090	21.55
97 = REFUSED.....	22	0.07
98 = BLANK (NO ANSWER).....	847	2.58
99 = LEGITIMATE SKIP (TXEVRRCD=2/TXYRRCVD=2,4).....	24475	74.41

DRUG TREATMENT

The last time you entered treatment, did you receive treatment or counseling for your use of heroin?

Are you currently receiving treatment or counseling for your use of heroin?

(TX29)

TXLTYHERN¹

Len : 2 LAST/CURRENT TREATMENT FOR HEROIN

	Freq	Pct
1 = Yes.....	99	0.30
2 = No.....	36	0.11
3 = Yes LOGICALLY ASSIGNED.....	3	0.01
6 = NEVER USED HEROIN (TXEVRRCCVD = 1).....	332	1.01
85 = BAD DATA Logically assigned.....	1	0.00
91 = NEVER USED ALCOHOL OR DRUGS.....	7090	21.55
97 = REFUSED.....	21	0.06
98 = BLANK (NO ANSWER).....	835	2.54
99 = LEGITIMATE SKIP (TXEVRRCCVD=2/TXYRRECVD=2,4).....	24476	74.41

The last time you entered treatment, did you receive treatment or counseling for your use of hallucinogens?

Are you currently receiving treatment or counseling for your use of hallucinogens?

(TX30)

TXLTYHALL¹

Len : 2 LAST/CURRENT TREATMENT FOR HALLUCINOGENS

	Freq	Pct
1 = Yes.....	39	0.12
2 = No.....	234	0.71
3 = Yes LOGICALLY ASSIGNED.....	3	0.01
4 = No LOGICALLY ASSIGNED.....	1	0.00
6 = NEVER USED HALLUCINOGENS (TXEVRRCCVD = 1).....	179	0.54
85 = BAD DATA Logically assigned.....	1	0.00
91 = NEVER USED ALCOHOL OR DRUGS.....	7090	21.55
94 = DON'T KNOW.....	1	0.00
97 = REFUSED.....	22	0.07
98 = BLANK (NO ANSWER).....	847	2.58
99 = LEGITIMATE SKIP (TXEVRRCCVD=2/TXYRRECVD=2,4).....	24476	74.41

The last time you entered treatment, did you receive treatment or counseling for your use of inhalants?

Are you currently receiving treatment or counseling for your use of inhalants?

(TX31)

TXLTYINHL¹

Len : 2 LAST/CURRENT TREATMENT FOR INHALANTS

	Freq	Pct
1 = Yes.....	22	0.07
2 = No.....	146	0.44
6 = NEVER USED INHALANTS (TXEVRRCCVD =1).....	300	0.91
85 = BAD DATA Logically assigned.....	1	0.00
91 = NEVER USED ALCOHOL OR DRUGS.....	7090	21.55
94 = DON'T KNOW.....	1	0.00
97 = REFUSED.....	22	0.07
98 = BLANK (NO ANSWER).....	835	2.54
99 = LEGITIMATE SKIP (TXEVRRCCVD=2/TXYRRECVD=2,4).....	24476	74.41

The last time you entered treatment, did you receive treatment or counseling for your use of methamphetamine?

Are you currently receiving treatment or counseling for your use of methamphetamine?

(TX31A)

TXLTYMETH¹

Len : 2 LAST/CURRENT TREATMENT FOR METHAMPHETAMINE

	Freq	Pct
1 = Yes.....	73	0.22
2 = No.....	95	0.29
6 = NEVER USED METHAMPHETAMINE (TXEVRRCCVD = 1).....	294	0.89
91 = NEVER USED ALCOHOL OR DRUGS.....	7090	21.55
97 = REFUSED.....	23	0.07
98 = BLANK (NO ANSWER).....	842	2.56
99 = LEGITIMATE SKIP (TXEVRRCCVD=2/TXYRRECVD=2,4).....	24476	74.41

DRUG TREATMENT

The last time you entered treatment, did you receive treatment or counseling for your use of prescription pain relievers?

Are you currently receiving treatment or counseling for your use of prescription pain relievers?

(TX32)

TXLTYPNRL¹

Len : 2 LAST/CURRENT TRMT FOR PRESCRIPTION PAIN RELIEVERS

	Freq	Pct
1 = Yes.....	105	0.32
2 = No.....	117	0.36
3 = Yes LOGICALLY ASSIGNED.....	8	0.02
4 = No LOGICALLY ASSIGNED.....	1	0.00
6 = NEVER USED PAIN RELIEVERS (TXEVRRCVD = 1).....	230	0.70
85 = BAD DATA Logically assigned.....	2	0.01
91 = NEVER USED ALCOHOL OR DRUGS.....	7090	21.55
97 = REFUSED.....	21	0.06
98 = BLANK (NO ANSWER).....	843	2.56
99 = LEGITIMATE SKIP (TXEVRRCVD=2/TXYRRECVD=2,4).....	24476	74.41

The last time you entered treatment, did you receive treatment or counseling for your use of prescription tranquilizers?

Are you currently receiving treatment or counseling for your use of prescription tranquilizers?

(TX33)

TXLTYTRQL¹

Len : 2 LAST/CURRENT TRMT FOR PRESCRIPTION TRANQUILIZERS

	Freq	Pct
1 = Yes.....	28	0.09
2 = No.....	100	0.30
3 = Yes LOGICALLY ASSIGNED.....	3	0.01
4 = No LOGICALLY ASSIGNED.....	1	0.00
6 = NEVER USED TRANQUILIZERS (TXEVRRCVD = 1).....	336	1.02
85 = BAD DATA Logically assigned.....	2	0.01
91 = NEVER USED ALCOHOL OR DRUGS.....	7090	21.55
94 = DON'T KNOW.....	1	0.00
97 = REFUSED.....	22	0.07
98 = BLANK (NO ANSWER).....	834	2.54
99 = LEGITIMATE SKIP (TXEVRRCVD=2/TXYRRECVD=2,4).....	24476	74.41

The last time you entered treatment, did you receive treatment or counseling for your use of prescription stimulants?

Are you currently receiving treatment or counseling for your use of prescription stimulants?

(TX34)

TXLTYSTIM¹

Len : 2 LAST/CURRENT TRMT FOR PRESCRIPTION STIMULANTS

	Freq	Pct
1 = Yes.....	24	0.07
2 = No.....	101	0.31
3 = Yes LOGICALLY ASSIGNED.....	1	0.00
4 = No LOGICALLY ASSIGNED.....	2	0.01
6 = NEVER USED STIMULANTS (TXEVRRCVD = 1).....	343	1.04
85 = BAD DATA Logically assigned.....	2	0.01
89 = LEGITIMATE SKIP Logically assigned (TXEVRRCVD=2).....	1	0.00
91 = NEVER USED ALCOHOL OR DRUGS.....	7090	21.55
94 = DON'T KNOW.....	1	0.00
97 = REFUSED.....	21	0.06
98 = BLANK (NO ANSWER).....	832	2.53
99 = LEGITIMATE SKIP (TXEVRRCVD=2/TXYRRECVD=2,4).....	24475	74.41

DRUG TREATMENT

The last time you entered treatment, did you receive treatment or counseling for your use of prescription sedatives?

Are you currently receiving treatment or counseling for your use of prescription sedatives?

(TX35)

TXLTYSEDV¹

Len : 2 LAST/CURRENT TRMT FOR PRESCRIPTION SEDATIVES

	Freq	Pct
1 = Yes.....	12	0.04
2 = No.....	63	0.19
4 = No LOGICALLY ASSIGNED	1	0.00
6 = NEVER USED SEDATIVES (TXEVRRCD = 1)	394	1.20
85 = BAD DATA Logically assigned.....	2	0.01
91 = NEVER USED ALCOHOL OR DRUGS	7090	21.55
97 = REFUSED	21	0.06
98 = BLANK (NO ANSWER)	834	2.54
99 = LEGITIMATE SKIP (TXEVRRCD=2/TXYRRCVD=2,4).....	24476	74.41

The last time you entered treatment, did you receive treatment or counseling for your use of any other drug?

Are you currently receiving treatment or counseling for your use of any other drug?

(TX36)

TXLTYOTHR¹

Len : 2 LAST/CURRENT TRMT FOR SOME OTHER DRUG

	Freq	Pct
1 = Yes.....	44	0.13
2 = No.....	368	1.12
3 = Yes LOGICALLY ASSIGNED.....	1	0.00
5 = Treatment drug unknown, LOGICALLY ASSIGNED	10	0.03
7 = Treatment drug/alc unknown LOG ASSN	12	0.04
85 = BAD DATA Logically assigned.....	2	0.01
89 = LEGITIMATE SKIP Logically assigned.....	1	0.00
91 = NEVER USED ALCOHOL OR DRUGS	7090	21.55
94 = DON'T KNOW	4	0.01
97 = REFUSED	23	0.07
98 = BLANK (NO ANSWER)	863	2.62
99 = LEGITIMATE SKIP.....	24475	74.41

What was the main drug you entered treatment for the last time you were treated?

What is the main drug for which you are currently receiving treatment or counseling?

(TX37)

TXLTYMAIN²

Len : 2 MAIN DRUG FOR LAST/CURRENT TREATMENT

	Freq	Pct
1 = Alcohol.....	30	0.09
2 = Marijuana or hashish.....	21	0.06
3 = Cocaine or Crack	12	0.04
4 = Heroin	53	0.16
7 = Methamphetamine	17	0.05
8 = Prescription pain relievers.....	20	0.06
12 = Some other drug.....	16	0.05
85 = BAD DATA Logically assigned.....	2	0.01
91 = NEVER USED ALCOHOL OR DRUGS	7090	21.55
94 = DON'T KNOW	4	0.01
97 = REFUSED	23	0.07
98 = BLANK (NO ANSWER)	889	2.70
99 = LEGITIMATE SKIP.....	24716	75.14

DRUG TREATMENT

What was the outcome of the treatment or counseling you last received?

(TX38, TX38SC)
TXLTYOCOM2¹

Len : 2 OUTCOME OF LAST/CURRENT TREATMENT

	Freq	Pct
1 = You are still in treatment.....	251	0.76
2 = You successfully completed treatment.....	120	0.36
3 = You left because you had a problem with program.....	14	0.04
4 = You left b/c you couldn't afford to continue.....	5	0.02
5 = You left because your family needed you.....	4	0.01
6 = You left because you began using drugs again.....	8	0.02
7 = Your last treatment had some other outcome.....	11	0.03
85 = BAD DATA Logically assigned.....	16	0.05
89 = LEGITIMATE SKIP Logically assigned.....	1	0.00
91 = NEVER USED ALCOHOL OR DRUGS.....	7090	21.55
94 = DON'T KNOW.....	6	0.02
97 = REFUSED.....	24	0.07
98 = BLANK (NO ANSWER).....	868	2.64
99 = LEGITIMATE SKIP.....	24475	74.41

How long did you stay in treatment for your alcohol or drug use during your last treatment at [FILL IN ANSWER FROM TX25]?

How long have you been in treatment for your alcohol or drug use at [FILL IN ANSWER FROM TX17]?

How long did you stay in treatment for your alcohol or drug use during your last treatment?

How long have you been in treatment for your alcohol or drug use so far?

Please indicate whether you want to give your answer in days, months, or years.

How many days have you been in treatment for your alcohol or drug use so far?

How many days did you stay in treatment for your alcohol or drug use the last time?

How many months have you been in treatment for your alcohol or drug use so far?

How many months did you stay in treatment for your alcohol or drug use the last time?

How many years have you been in treatment for your alcohol or drug use so far?

How many years did you stay in treatment for your alcohol or drug use the last time?

(TX39, TX40DAY1, TX40DAY2, TX41MON1, TX41MON2, TX41YR1, TX41YR2)

TXLTYDAYS2¹

Len : 5 RC - # DAYS IN ALC/DRG TMT SO FAR/LAST TIME - RECODE

	Freq	Pct
RANGE = 1 - 30.....	90	0.27
31 = 31 or more.....	328	1.00
99985 = BAD DATA Logically assigned.....	2	0.01
99989 = LEGITIMATE SKIP Logically assigned.....	1	0.00
99991 = NEVER USED ALCOHOL OR DRUGS.....	7090	21.55
99994 = DON'T KNOW.....	12	0.04
99997 = REFUSED.....	28	0.09
99998 = BLANK (NO ANSWER).....	867	2.64
99999 = LEGITIMATE SKIP.....	24475	74.41

DRUG TREATMENT

Did private health insurance pay for the last treatment you received, even if it paid only part of the cost?

Will private health insurance pay for the treatment you are currently receiving, even if it pays only part of the cost?

(TX42A)

TXPAYHINS¹

Len : 2 HEALTH INSURANCE PAY FOR LAST/CURRENT TRMT

	Freq	Pct
1 = Yes.....	197	0.60
2 = No.....	216	0.66
3 = Yes LOGICALLY ASSIGNED.....	1	0.00
85 = BAD DATA Logically assigned.....	6	0.02
89 = LEGITIMATE SKIP Logically assigned.....	1	0.00
91 = NEVER USED ALCOHOL OR DRUGS.....	7090	21.55
94 = DON'T KNOW.....	17	0.05
97 = REFUSED.....	23	0.07
98 = BLANK (NO ANSWER).....	867	2.64
99 = LEGITIMATE SKIP.....	24475	74.41

Did Medicare pay for the last treatment you received, even if it paid only part of the cost?

Will Medicare pay for the treatment you are currently receiving, even if it pays only part of the cost?

(TX42B)

TXPAYMCRE¹

Len : 2 MEDICARE PAY FOR LAST/CURRENT TRMT

	Freq	Pct
1 = Yes.....	125	0.38
2 = No.....	286	0.87
85 = BAD DATA Logically assigned.....	6	0.02
89 = LEGITIMATE SKIP Logically assigned.....	1	0.00
91 = NEVER USED ALCOHOL OR DRUGS.....	7090	21.55
94 = DON'T KNOW.....	20	0.06
97 = REFUSED.....	23	0.07
98 = BLANK (NO ANSWER).....	867	2.64
99 = LEGITIMATE SKIP.....	24475	74.41

Did Medicaid pay for the last treatment you received, even if it paid only part of the cost?

Will Medicaid pay for the treatment you are currently receiving, even if it pays only part of the cost?

(TX42C)

TXPAYMCAD¹

Len : 2 MEDICAID PAY FOR LAST/CURRENT TRMT

	Freq	Pct
1 = Yes.....	166	0.50
2 = No.....	248	0.75
3 = Yes LOGICALLY ASSIGNED.....	1	0.00
85 = BAD DATA Logically assigned.....	6	0.02
89 = LEGITIMATE SKIP Logically assigned.....	1	0.00
91 = NEVER USED ALCOHOL OR DRUGS.....	7090	21.55
94 = DON'T KNOW.....	16	0.05
97 = REFUSED.....	23	0.07
98 = BLANK (NO ANSWER).....	867	2.64
99 = LEGITIMATE SKIP.....	24475	74.41

Did a public assistance program other than Medicaid pay for the last treatment you received, even if it paid only part of the cost?

Will a public assistance program other than Medicaid pay for the treatment you are currently receiving, even if it pays only part of the cost?

(TX42D)

TXPAYPUBL¹

Len : 2 OTH PUBLIC ASSIST PAY FOR LAST/CURRENT TRMT

	Freq	Pct
1 = Yes.....	97	0.29
2 = No.....	313	0.95
3 = Yes LOGICALLY ASSIGNED.....	1	0.00
85 = BAD DATA Logically assigned.....	6	0.02
89 = LEGITIMATE SKIP Logically assigned.....	1	0.00
91 = NEVER USED ALCOHOL OR DRUGS.....	7090	21.55
94 = DON'T KNOW.....	20	0.06
97 = REFUSED.....	23	0.07
98 = BLANK (NO ANSWER).....	867	2.64
99 = LEGITIMATE SKIP.....	24475	74.41

DRUG TREATMENT

Did you use your own savings or earnings to pay for the last treatment you received, even if you paid only part of the cost?

Will you use your own savings or earnings to pay for the treatment you are currently receiving, even if you pay only part of the cost?

(TX42E)

TXPAYSVNG¹

Len : 2 OWN SAVINGS PAY FOR LAST/CURRENT TRMT

	Freq	Pct
1 = Yes.....	192	0.58
2 = No.....	232	0.71
85 = BAD DATA Logically assigned.....	6	0.02
89 = LEGITIMATE SKIP Logically assigned.....	1	0.00
91 = NEVER USED ALCOHOL OR DRUGS.....	7090	21.55
94 = DON'T KNOW.....	7	0.02
97 = REFUSED.....	23	0.07
98 = BLANK (NO ANSWER).....	867	2.64
99 = LEGITIMATE SKIP.....	24475	74.41

Did family members pay for the last treatment you received, even if they paid only part of the cost?

Will family members pay for the treatment you are currently receiving, even if they pay only part of the cost?

(TX42F)

TXPAYFAML¹

Len : 2 FAMILY MEMBERS PAY FOR LAST/CURRENT TRMT

	Freq	Pct
1 = Yes.....	94	0.29
2 = No.....	329	1.00
85 = BAD DATA Logically assigned.....	6	0.02
89 = LEGITIMATE SKIP Logically assigned.....	1	0.00
91 = NEVER USED ALCOHOL OR DRUGS.....	7090	21.55
94 = DON'T KNOW.....	8	0.02
97 = REFUSED.....	23	0.07
98 = BLANK (NO ANSWER).....	867	2.64
99 = LEGITIMATE SKIP.....	24475	74.41

Did the courts pay for the last treatment you received, even if it paid only part of the cost?

Will the courts pay for the treatment you are currently receiving, even if it pays only part of the cost?

(TX42G)

TXPAYCOUR¹

Len : 2 COURTS PAY FOR LAST/CURRENT TRMT

	Freq	Pct
1 = Yes.....	40	0.12
2 = No.....	380	1.16
3 = Yes LOGICALLY ASSIGNED.....	2	0.01
85 = BAD DATA Logically assigned.....	6	0.02
89 = LEGITIMATE SKIP Logically assigned.....	1	0.00
91 = NEVER USED ALCOHOL OR DRUGS.....	7090	21.55
94 = DON'T KNOW.....	9	0.03
97 = REFUSED.....	23	0.07
98 = BLANK (NO ANSWER).....	867	2.64
99 = LEGITIMATE SKIP.....	24475	74.41

Did CHAMPUS or TRICARE, CHAMPVA, the VA, or some other military health care pay for the last treatment you received, even if it paid only part of the cost?

Will CHAMPUS or TRICARE, CHAMPVA, the VA, or some other military health care pay for the treatment you are currently receiving, even if it pays only part of the cost?

(TX42H)

TXPAYMILT¹

Len : 2 MILITARY HLTH CARE PAY FOR LAST/CURRENT TRMT

	Freq	Pct
1 = Yes.....	32	0.10
2 = No.....	380	1.16
85 = BAD DATA Logically assigned.....	6	0.02
89 = LEGITIMATE SKIP Logically assigned.....	1	0.00
91 = NEVER USED ALCOHOL OR DRUGS.....	7090	21.55
94 = DON'T KNOW.....	18	0.05
97 = REFUSED.....	24	0.07
98 = BLANK (NO ANSWER).....	867	2.64
99 = LEGITIMATE SKIP.....	24475	74.41

DRUG TREATMENT

Did your employer pay for the last treatment you received, even if it paid only part of the cost?

Will your employer pay for the treatment you are currently receiving, even if it pays only part of the cost?

(TX42I)

TXPAYBOSS¹

Len : 2 EMPLOYER PAY FOR LAST/CURRENT TRMT

	Freq	Pct
1 = Yes.....	17	0.05
2 = No.....	401	1.22
3 = Yes LOGICALLY ASSIGNED.....	1	0.00
85 = BAD DATA Logically assigned.....	6	0.02
89 = LEGITIMATE SKIP Logically assigned.....	1	0.00
91 = NEVER USED ALCOHOL OR DRUGS.....	7090	21.55
94 = DON'T KNOW.....	10	0.03
97 = REFUSED.....	25	0.08
98 = BLANK (NO ANSWER).....	867	2.64
99 = LEGITIMATE SKIP.....	24475	74.41

Was your last treatment paid for by some other source besides those that have been listed?

Will the treatment you are currently receiving be paid for by some other source besides those that have been listed?

(TX42J)

TXPAYOTHR¹

Len : 2 SOME OTHER SOURCE PAY FOR LAST/CURRENT TRMT

	Freq	Pct
1 = Yes.....	38	0.12
2 = No.....	370	1.12
4 = No LOG ASSN (free trmt specified).....	1	0.00
5 = Yes, payment source not specified LOG ASSN.....	10	0.03
85 = BAD DATA Logically assigned.....	4	0.01
89 = LEGITIMATE SKIP Logically assigned.....	1	0.00
91 = NEVER USED ALCOHOL OR DRUGS.....	7090	21.55
94 = DON'T KNOW.....	14	0.04
97 = REFUSED.....	23	0.07
98 = BLANK (NO ANSWER).....	867	2.64
99 = LEGITIMATE SKIP.....	24475	74.41

(TX42SC)

TXPAYOTSP2¹

Len : 2 OTHER PAY FOR LAST/CURRENT TRMT - SPECIFY

	Freq	Pct
1 = Private health insurance.....	8	0.02
3 = Medicaid.....	3	0.01
4 = Public assistance program other than Medicaid.....	1	0.00
5 = Own savings or earnings.....	2	0.01
7 = Courts.....	2	0.01
9 = Employer.....	1	0.00
10 = Free.....	1	0.00
11 = Some other source.....	2	0.01
15 = Treatment program/facility/provider.....	4	0.01
19 = Public assistance, welfare; otherwise unspecified.....	5	0.02
85 = BAD DATA Logically assigned.....	9	0.03
89 = LEGITIMATE SKIP Logically assigned.....	1	0.00
91 = NEVER USED ALCOHOL OR DRUGS.....	7090	21.55
94 = DON'T KNOW.....	1	0.00
97 = REFUSED.....	26	0.08
98 = BLANK (NO ANSWER).....	891	2.71
99 = LEGITIMATE SKIP.....	24846	75.54

DRUG TREATMENT

Was the last treatment you received free?

Is the treatment you are currently receiving free?

(TX42K)

TXPAYFREE¹

Len : 2 LAST/CURRENT TREATMENT WAS/IS FREE

	Freq	Pct
1 = Yes.....	21	0.06
2 = No.....	10	0.03
3 = Yes LOGICALLY ASSIGNED.....	1	0.00
91 = NEVER USED ALCOHOL OR DRUGS	7090	21.55
97 = REFUSED	22	0.07
98 = BLANK (NO ANSWER)	882	2.68
99 = LEGITIMATE SKIP.....	24867	75.60

Were you enrolled in a treatment program for your alcohol or drug use on October 1, [CURRENT YEAR - 1]?

For this question, please include only treatment you received at a hospital, drug rehabilitation facility, or mental health center.

(TX43)

TXENRLOCT¹

Len : 2 ENROLLED IN TREATMENT PRGM ON OCT.1 [CURR YR - 1]

	Freq	Pct
1 = Yes.....	185	0.56
2 = No.....	1400	4.26
85 = BAD DATA Logically assigned.....	2	0.01
91 = NEVER USED ALCOHOL OR DRUGS	7090	21.55
94 = DON'T KNOW	10	0.03
97 = REFUSED	23	0.07
98 = BLANK (NO ANSWER)	831	2.53
99 = LEGITIMATE SKIP (TXEVRRDVD=2).....	23352	70.99

Think about all the treatment or counseling you received for your [TXFILL1] during the past 12 months. Was detoxification the only [TXFILL1] treatment you received during the past 12 months?

(TX44)

TXYRONDTX¹

Len : 2 WAS DETOX THE ONLY TRMT RCVD PAST 12 MONTHS

	Freq	Pct
1 = Yes.....	68	0.21
2 = No.....	284	0.86
4 = No LOGICALLY ASSIGNED	69	0.21
85 = BAD DATA Logically assigned.....	2	0.01
91 = NEVER USED ALCOHOL OR DRUGS	7090	21.55
94 = DON'T KNOW	9	0.03
97 = REFUSED	24	0.07
98 = BLANK (NO ANSWER)	871	2.65
99 = LEGITIMATE SKIP.....	24476	74.41

DRUG TREATMENT

NOTE: The variables TXALCONLY, TXALCONAG, TXDRGONLY, TXDRGONAG, TXALCDRGU, TXALCDAGE TXDRGALCU, and TXDRGAAGE pertain to respondents who were lifetime recipients of substance treatment but who had not received treatment in the past year. TXALCONLY and TXALCONAG pertain to respondents who were lifetime alcohol users but had not reported lifetime use of other drugs. TXDRGONLY and TXDRGONAG pertain to respondents who did not report lifetime use of alcohol but reported lifetime use of other drugs. TXALCDRGU, TXALCDAGE TXDRGALCU, and TXDRGAAGE pertain to respondents who were lifetime users of alcohol and other drugs.

NOTE: TXALCONLY was assigned a value of 11 or 12 when respondents originally reported that they had not received treatment in the past 12 months but they were logically inferred to have received treatment in that period (TXYRRECVD=3). Respondents who themselves reported that they had gotten treatment in the past 12 months were asked a different set of questions. However, respondents who reported that they had ever received treatment for their use of alcohol but were logically inferred to have gotten treatment in the past 12 months cannot be inferred to have received alcohol treatment in that period (TXALCONLY=11). TXALCONLY was assigned a value of 22 when respondents were lifetime users of alcohol but had never used (or misused) marijuana, cocaine, heroin, hallucinogens, inhalants, prescription psychotherapeutics (pain relievers, tranquilizers, stimulants, or sedatives), and they reported that they had never received treatment for their use of alcohol.

Earlier you reported that at some time in your life you received treatment or counseling for your use of alcohol or any drug, not counting cigarettes. Have you ever received treatment for your alcohol use?

(TX45)

<u>TXALCONLY</u> ¹ Len : 2 EVER RCVD TMT FOR ALC USE (NO DRUG USE REPORTED)		Freq	Pct
1 = Yes.....		42	0.13
11 = Yes (TXYRRECVD=3; see NOTE for TXALCONLY).....		2	0.01
12 = No (TXYRRECVD=3; see NOTE for TXALCONLY).....		3	0.01
22 = No (but only alcohol user; see NOTE for TXALCONLY).....		24	0.07
91 = NEVER USED ALCOHOL OR DRUGS.....		7090	21.55
97 = REFUSED.....		7	0.02
98 = BLANK (NO ANSWER).....		809	2.46
99 = LEGITIMATE SKIP.....		24916	75.75

How old were you when you first received treatment for your alcohol use?

(TX45A)

<u>TXALCONAG</u> ¹ Len : 3 AGE WHEN FIRST RCVD TRMT FOR ALC USE		Freq	Pct
RANGE = 17 - 77.....		41	0.12
991 = NEVER USED ALCOHOL OR DRUGS.....		7090	21.55
994 = DON'T KNOW.....		1	0.00
997 = REFUSED.....		8	0.02
998 = BLANK (NO ANSWER).....		834	2.54
999 = LEGITIMATE SKIP.....		24919	75.76

NOTE: TXDRGONLY was assigned a value of 11 or 12 when respondents originally reported that they had not received treatment in the past 12 months but they were logically inferred to have received treatment in that period (TXYRRECVD=3). Respondents who themselves reported that they had gotten treatment in the past 12 months were asked a different set of questions. However, respondents who reported that they had ever received treatment for their use of drugs cannot be inferred to have received drug treatment in the past 12 months (TXDRGONLY=11). TXDRGONLY was assigned a value of 22 when respondents were lifetime users of drugs but had never used alcohol, and they reported that they had never received treatment for their use of drugs.

Earlier you reported that at some time in your life you received treatment or counseling for your use of alcohol or any drug, not counting cigarettes. Have you ever received treatment or counseling for your drug use?

(TX46)

<u>TXDRGONLY</u> ¹ Len : 2 EVER RCVD TMT FOR DRUG USE (NO ALC USE REPORTED)		Freq	Pct
1 = Yes.....		9	0.03
12 = No (TXYRRECVD=3; see NOTE for TXDRGONLY).....		1	0.00
22 = No (but only drug user; see NOTE for TXDRGONLY).....		7	0.02
91 = NEVER USED ALCOHOL OR DRUGS.....		7090	21.55
97 = REFUSED.....		2	0.01
98 = BLANK (NO ANSWER).....		813	2.47
99 = LEGITIMATE SKIP.....		24971	75.92

DRUG TREATMENT

How old were you when you first received treatment or counseling for your drug use?

(TX46A)

TXDRGONAG¹

Len : 3 AGE WHEN FIRST RCVD TRMT/CNSLG FOR DRUG USE

	Freq	Pct
RANGE = 14 - 55	7	0.02
985 = BAD DATA Logically assigned	1	0.00
991 = NEVER USED ALCOHOL OR DRUGS	7090	21.55
994 = DON'T KNOW	1	0.00
997 = REFUSED	2	0.01
998 = BLANK (NO ANSWER).....	820	2.49
999 = LEGITIMATE SKIP.....	24972	75.92

NOTE: TXALCDRGU and TXDRGALCU were assigned values of 11 or 12 when respondents originally reported that they had not received treatment in the past 12 months but they were logically inferred to have received treatment in that period (TXYRRECVD=3). Respondents who themselves reported that they had gotten treatment in the past 12 months were asked a different set of questions. Thus, for example, respondents who reported that they had ever received treatment for their use of alcohol cannot be inferred to have received alcohol treatment in the past 12 months (TXALCDRGU=11). TXALCDRGU and TXDRGALCU were assigned values of 22 when respondents were lifetime users of both alcohol and other drugs but they reported never receiving treatment for their alcohol use (in the question corresponding to TXALCDRGU) or for their drug use (in the question corresponding to TXDRGALCU).

Earlier you reported that at some time in your life you received treatment or counseling for your use of alcohol or any drug, not counting cigarettes. Have you ever received treatment or counseling for your alcohol use?

(TX47)

TXALCDRGU¹

Len : 2 EVER RCVD TMT FOR ALCOHOL USE (ALSO USED DRUGS)

	Freq	Pct
1 = Yes.....	671	2.04
2 = No.....	313	0.95
11 = Yes (TXYRRECVD=3; see NOTE for TXALCDRGU).....	13	0.04
12 = No (TXYRRECVD=3; see NOTE for TXALCDRGU).....	9	0.03
22 = No (see NOTE for TXALCDRGU)	64	0.19
91 = NEVER USED ALCOHOL OR DRUGS	7090	21.55
97 = REFUSED	14	0.04
98 = BLANK (NO ANSWER)	820	2.49
99 = LEGITIMATE SKIP.....	23899	72.66

How old were you when you first received treatment or counseling for your alcohol use?

(TX47A)

TXALCDAGE¹

Len : 3 AGE WHEN FIRST RCVD TRMT/CNSLG FOR ALC USE

	Freq	Pct
RANGE = 1 - 72.....	668	2.03
991 = NEVER USED ALCOHOL OR DRUGS	7090	21.55
994 = DON'T KNOW	8	0.02
997 = REFUSED	15	0.05
998 = BLANK (NO ANSWER).....	891	2.71
999 = LEGITIMATE SKIP.....	24221	73.64

Have you ever received treatment or counseling for your drug use?

(TX48)

TXDRGALCU¹

Len : 2 EVER RCVD TRMT FOR DRUG USE (ALSO USED ALCOHOL)

	Freq	Pct
1 = Yes.....	566	1.72
2 = No.....	417	1.27
11 = Yes (TXYRRECVD=3; see NOTE for TXALCDRGU).....	12	0.04
12 = No (TXYRRECVD=3; see NOTE for TXALCDRGU).....	10	0.03
22 = No (see NOTE for TXALCDRGU)	64	0.19
91 = NEVER USED ALCOHOL OR DRUGS	7090	21.55
94 = DON'T KNOW	1	0.00
97 = REFUSED	13	0.04
98 = BLANK (NO ANSWER)	821	2.50
99 = LEGITIMATE SKIP.....	23899	72.66

DRUG TREATMENT

How old were you when you first received treatment or counseling for your drug use?

(TX48A)

TXDRGAAGE¹

Len : 3 AGE WHEN FIRST RCVD TRMT/CNSLG FOR DRUG USE

	Freq	Pct
RANGE = 12 - 64	561	1.71
991 = NEVER USED ALCOHOL OR DRUGS	7090	21.55
994 = DON'T KNOW	3	0.01
997 = REFUSED	15	0.05
998 = BLANK (NO ANSWER).....	898	2.73
999 = LEGITIMATE SKIP.....	24326	73.95

NOTE: The variables TXYALONAG, TXYALODRG, TXYALODAG, TXYDRONAG, TXYDROALC, TXYDROAAG, TXYALDAAG, and TXYALDDAG pertain to respondents who received substance treatment in the past 12 months. TXYALONAG, TXYALODRG, and TXYALODAG pertain to respondents who reported that they received treatment only for alcohol in the past 12 months. TXYDRONAG, TXYDROALC, and TXYDROAAG pertain to respondents who reported that they received treatment only for other drugs in the past 12 months. TXYALDAAG and TXYALDDAG pertain to respondents who reported receiving treatment for both alcohol and other drugs in the past 12 months.

Earlier you reported that you received treatment or counseling for your use of alcohol during the past 12 months. How old were you when you first received treatment or counseling for your alcohol use?

(TX49)

TXYALONAG¹

Len : 3 AGE WHEN FIRST RCVD TRMT/CNSLG FOR ALC USE

	Freq	Pct
RANGE = 2 - 80.....	131	0.40
985 = BAD DATA Logically assigned	3	0.01
991 = NEVER USED ALCOHOL OR DRUGS	7090	21.55
994 = DON'T KNOW	5	0.02
997 = REFUSED	22	0.07
998 = BLANK (NO ANSWER).....	875	2.66
999 = LEGITIMATE SKIP.....	24767	75.30

Have you ever received treatment or counseling for your use of any drug, not including cigarettes or alcohol?

(TX49A)

TXYALODRG¹

Len : 2 EVER RCVD TRMT FOR DRUGS (ONLY PAST YR ALC TRMT)

	Freq	Pct
1 = Yes.....	15	0.05
2 = No.....	97	0.29
3 = Yes LOGICALLY ASSIGNED (TXYRALDGB=11).....	4	0.01
85 = BAD DATA Logically assigned	2	0.01
91 = NEVER USED ALCOHOL OR DRUGS	7090	21.55
94 = DON'T KNOW	1	0.00
97 = REFUSED	21	0.06
98 = BLANK (NO ANSWER)	873	2.65
99 = LEGITIMATE SKIP.....	24790	75.37

How old were you when you first received treatment or counseling for your drug use?

(TX49B)

TXYALODAG¹

Len : 3 AGE WHEN FIRST RCVD TRMT/CNSLG FOR DRUG USE

	Freq	Pct
RANGE = 1 - 36.....	14	0.04
985 = BAD DATA Logically assigned	2	0.01
991 = NEVER USED ALCOHOL OR DRUGS	7090	21.55
997 = REFUSED	21	0.06
998 = BLANK (NO ANSWER).....	879	2.67
999 = LEGITIMATE SKIP.....	24887	75.66

DRUG TREATMENT

Earlier you reported that you received treatment or counseling for your drug use during the past 12 months. How old were you when you first received treatment or counseling for your drug use?

(TX50)

<u>TXYDRONAG</u> ¹	Len : 3	AGE WHEN FIRST RCVD TRMT/CNSLG FOR DRUG USE		
		RANGE = 1 - 61	Freq	Pct
		985 = BAD DATA Logically assigned	171	0.52
		991 = NEVER USED ALCOHOL OR DRUGS	1	0.00
		994 = DON'T KNOW	7090	21.55
		997 = REFUSED	2	0.01
		998 = BLANK (NO ANSWER).....	21	0.06
		999 = LEGITIMATE SKIP.....	892	2.71
			24716	75.14

Have you ever received treatment or counseling for your alcohol use?

(TX50A)

<u>TXYDROALC</u> ¹	Len : 2	EVER RCVD TMT FOR ALCOHOL (ONLY PAST YR DRUG TMT)		
		1 = Yes.....	Freq	Pct
		2 = No.....	22	0.07
		3 = Yes LOGICALLY ASSIGNED (TXYRALDGB=12).....	151	0.46
		91 = NEVER USED ALCOHOL OR DRUGS	9	0.03
		97 = REFUSED	7090	21.55
		98 = BLANK (NO ANSWER)	21	0.06
		99 = LEGITIMATE SKIP.....	875	2.66
			24725	75.17

How old were you when you first received treatment or counseling for your alcohol use?

(TX50B)

<u>TXYDROAAG</u> ¹	Len : 3	AGE WHEN FIRST RCVD TRMT/CNSLG FOR ALC USE		
		RANGE = 12 - 45	Freq	Pct
		991 = NEVER USED ALCOHOL OR DRUGS	21	0.06
		997 = REFUSED	7090	21.55
		998 = BLANK (NO ANSWER).....	21	0.06
		999 = LEGITIMATE SKIP.....	885	2.69
			24876	75.63

Earlier, you reported that you received treatment or counseling for your drug and alcohol use during the past 12 months. How old were you when you first received treatment or counseling for your use of alcohol?

(TX51)

<u>TXYALDAAG</u> ¹	Len : 3	AGE WHEN FIRST RCVD TRMT/CNSLG FOR ALC USE		
		RANGE = 13 - 55	Freq	Pct
		991 = NEVER USED ALCOHOL OR DRUGS	87	0.26
		997 = REFUSED	7090	21.55
		998 = BLANK (NO ANSWER).....	22	0.07
		999 = LEGITIMATE SKIP.....	906	2.75
			24788	75.36

How old were you when you first received treatment or counseling for your drug use?

(TX51A)

<u>TXYALDDAG</u> ¹	Len : 3	AGE WHEN FIRST RCVD TRMT/CNSLG FOR DRUG USE		
		RANGE = 14 - 55	Freq	Pct
		991 = NEVER USED ALCOHOL OR DRUGS	87	0.26
		994 = DON'T KNOW	7090	21.55
		997 = REFUSED	1	0.00
		998 = BLANK (NO ANSWER).....	22	0.07
		999 = LEGITIMATE SKIP.....	905	2.75
			24788	75.36

DRUG TREATMENT

NOTE: TXFGALAGE is a "flag" variable that indicates when the first receipt of alcohol treatment in TXALCONAG, TXALCDAGE, TXYALONAG, TXYDROAAG, or TXYALDAAG is inconsistent with the first use of alcohol (from ALCTRY). When TXFGALAGE=5, the respondent previously reported never using alcohol. However, the respondent subsequently reported an age for first receipt of alcohol treatment, based on some indication of alcohol treatment in TXYRALDGB.

TXFGALAGE¹ Len : 2 CONSISTENCY OF ALC TX AGE WITH ALC AFU

	Freq	Pct
0 = 1st alc tx age consistent with alc AFU	948	2.88
1 = 1st alc tx age differs from alc AFU by 1 yr.....	3	0.01
2 = 1st alc tx age differs from alc AFU by 2 yrs	3	0.01
3 = 1st alc tx age differs from alc AFU by 3-4 yrs	2	0.01
4 = 1st alc tx age differs from alc AFU by >=5 yrs.....	9	0.03
91 = NEVER USED ALCOHOL OR DRUGS	7090	21.55
98 = UNKNOWN	997	3.03
99 = LEGITIMATE SKIP.....	23841	72.48

NOTE: TXFGDGAGE is a "flag" variable that indicates when the first receipt of drug treatment in TXDRGONAG, TXDRGAAGE, TXYALODAG, TXYDRONAG, or TXYALDDAG is inconsistent with the earliest reported first use of drugs. When TXFGDGAGE=5, the respondent previously reported never using (or misusing) marijuana, cocaine, heroin, hallucinogens, inhalants, or prescription psychotherapeutics (pain relievers, tranquilizers, stimulants, or sedatives). However, the respondent subsequently reported an age for first receipt of drug treatment, based on some indication of drug treatment in TXYRALDGB.

TXFGDGAGE¹ Len : 2 CONSISTENCY OF FIRST DRUG TX AGE WITH DRUG AFUS

	Freq	Pct
0 = 1st drug tx age consistent w/min drug AFU.....	840	2.55
1 = 1st drug tx age differs from min drug AFU by 1 yr.....	3	0.01
2 = 1st drug tx age differs fr min drug AFU by 2 yrs	2	0.01
3 = 1st drug tx age differs fr min drug AFU by 3-4 yrs.....	1	0.00
4 = 1st drug tx age differs fr min drug AFU by >=5 yrs.....	5	0.02
5 = Never used drugs in core but reportd a drug tx age.....	5	0.02
91 = NEVER USED ALCOHOL OR DRUGS	7090	21.55
98 = UNKNOWN	992	3.02
99 = LEGITIMATE SKIP.....	23955	72.83

NOTE: TXFGADAGE is a "flag" variable that indicates when an inconsistency exists between the first receipt of alcohol or drug treatment and the earliest reported first use of alcohol or drugs. If TXFGALAGE=5 or TXFGDGAGE=5, then TXFGADAGE=5.

TXFGADAGE¹ Len : 2 CONSISTENCY OF FIRST TX AGE WITH ALC/DRUG AFUS

	Freq	Pct
0 = 1st tx age consistent w/minimum AFU	1379	4.19
1 = 1st tx age differs from min AFU by 1 yr.....	6	0.02
2 = 1st tx age differs from min AFU by 2 yrs	4	0.01
3 = 1st tx age differs from min AFU by 3-4 yrs	3	0.01
4 = 1st tx age differs from min AFU by >=5 yrs.....	13	0.04
5 = Any lifetime nonuse with a related tx age.....	5	0.02
91 = NEVER USED ALCOHOL OR DRUGS	7090	21.55
98 = UNKNOWN	1041	3.16
99 = LEGITIMATE SKIP.....	23352	70.99

The next question is about self-help groups. Some examples of self-help groups for alcohol or drug use are AA or Alcoholics Anonymous, NA or Narcotics Anonymous, CA or Cocaine Anonymous, and CMA or Crystal Meth Anonymous.

During the past 12 months, did you go to any self-help group meetings or 12-step programs to receive help for your own use of alcohol or any drug, not counting cigarettes?

(TX52)
TXSHGWENT¹ Len : 2 WENT TO SELF-HELP GRP/12-STEP PGMS PAST 12 MOS

	Freq	Pct
1 = Yes.....	282	0.86
2 = No.....	24445	74.32
5 = Yes LOGICALLY ASSIGNED (from skip pattern)	212	0.64
85 = BAD DATA Logically assigned	15	0.05
91 = NEVER USED ALCOHOL OR DRUGS	7090	21.55
94 = DON'T KNOW	17	0.05
97 = REFUSED	31	0.09
98 = BLANK (NO ANSWER)	801	2.44

DRUG TREATMENT

Did you go to the self-help group because of your alcohol use only, your drug use only, or because of both alcohol and drug use?

(TX53)

TXSHGALDB¹

Len : 2 WENT TO SELF-HELP GRP FOR ALC ONLY/DRUG ONLY/BOTH

	Freq	Pct
1 = Alcohol use only.....	120	0.36
2 = Drug use only.....	55	0.17
3 = Both alcohol and drug use.....	106	0.32
11 = Alcohol use only LOGICALLY ASSIGNED (TXYRSLFAD=1).....	4	0.01
12 = Drug use only LOGICALLY ASSIGNED (TXYRSLFAD=2).....	5	0.02
13 = Both alcohol and drug use LOG ASSN (TXYRSLFAD=3).....	51	0.16
91 = NEVER USED ALCOHOL OR DRUGS.....	7090	21.55
94 = DON'T KNOW.....	1	0.00
97 = REFUSED.....	31	0.09
98 = BLANK (NO ANSWER).....	847	2.58
99 = LEGITIMATE SKIP.....	24583	74.74

NOTE: TXSHGFLAG compares the consistency of data in the self-help group variable TXSHGWENT and the self-help group variable TXYRSLFHP. TXSHGFLAG has a value of 1 when TXSHGWENT was answered as "yes" but TXYRSLFHP indicates that respondents did not receive treatment in a self-help group, even though they reported that they received treatment in the past 12 months. TXSHGFLAG has a value of 2 when TXSHGWENT was answered as "yes" but TXYRRECVD or TXEVRRCCVD indicated that respondents never received any treatment in the past 12 months or lifetime, respectively. TXSHGFLAG has a value of 3 when TXSHGWENT was not answered as "yes" but TXYRSLFHP indicates that respondents were logically inferred to have gotten treatment in a self-help group in the past 12 months. TXSHGFLAG has a value of 4 when TXSHGWENT was answered as "yes" but TXYRSLFHP was answered as "don't know" or "refused" or it was blank. Finally, TXSHGFLAG has a value of 5 when TXSHGWENT was answered as "don't know" or "refused" but TXYRSLFHP was answered as "no."

TXSHGFLAG¹

Len : 2 CONSISTENCY FLAG BETWEEN TXSHGWENT AND TXYRSLFHP

	Freq	Pct
1 = TXSHGWENT=1 but TXYRSLFHP=2 (see note).....	18	0.05
2 = TXSHGWENT=1 but TXYRRECVD=2 or TXEVRRCCVD=2 (see note).....	251	0.76
3 = TXSHGWENT NE 1 but TXYRSLFHP=3 or 5 (see note).....	5	0.02
4 = TXSHGWENT=1 but TXYRSLFHP=94, 97, or 98 (see note).....	10	0.03
5 = TXSHGWENT=94 or 97 but TXYRSLFHP=2 (see note).....	4	0.01
91 = NEVER USED ALCOHOL OR DRUGS.....	7090	21.55
98 = BLANK (NO ANSWER).....	25515	77.57

RECODED DRUG TREATMENT

RECODED DRUG TREATMENT

NOTE: Certain source variables that were used to create recoded variables have valid values that might not have been reported or assigned for the current survey year. However, these values have been included in the general specifications in the codebook on how the recoded variables were created. See additional details about this issue in the Organization of the Data File section of this codebook introduction.

NOTE: The variables in this section are recoded variables that were created from one or more of the variables from three of the preceding sections: Drug Treatment, Recoded Substance Dependence and Abuse, or Recoded DSM-5 Substance Use Disorder.

NOTE: Changes to the modules for hallucinogens, inhalants, methamphetamine, and prescription psychotherapeutic drugs in 2015 might have affected the sets of respondents who were eligible to be asked the questions about treatment for substance use. Therefore, all of the variables in the Substance Use Treatment module have been renamed for 2015 and future years. For detailed information about comparability decisions, see the two-volume 2015 Questionnaire Redesign Impact Assessment, Final Report, within the 2015 Methodological Resource Book (Center for Behavioral Health Statistics and Quality, 2017).

NOTE: The following seven recoded variables contain information about receiving treatment at any location in lifetime or in the past year.

(TXEVRRCDV)

TXEVRRCDV2

Len : 1 RC-RCVD TRT ANY LOC FOR ILL DRG OR ALC USE IN LIFETIME

	Freq	Pct
0 = No/Unknown (Otherwise).....	31291	95.13
1 = Yes (TXEVRRCDV=1).....	1602	4.87

(TXYRALDGB)

TXYRALC

Len : 1 RC-RCVD TRT ANY LOC FOR ALC USE - PST YR

	Freq	Pct
0 = No/Unknown (Otherwise).....	32638	99.22
1 = Yes (TXYRALDGB=1,3,4,6,11,12).....	255	0.78

(TXYRALDGB)

TXYRILL

Len : 1 RC-RCVD TRT ANY LOC FOR ILL DRG USE - PST YR

	Freq	Pct
0 = No/Unknown (Otherwise).....	32592	99.08
1 = Yes (TXYRALDGB=2,3,5,6,11,12).....	301	0.92

A respondent was classified as receiving treatment at any location in the past year for alcohol use but not illicit drug use, TXYRALNIL, if they received only alcohol use treatment at any location in the past year (TXYRALDGB=1). Respondents with unknown illicit drug use treatment (TXYRALDGB=4) or who reported receiving alcohol use treatment only but in later treatment questions indicated receiving illicit drug use treatment (TXYRALDGB=11) are not classified as receiving treatment for alcohol use only.

(TXYRALDGB)

TXYRALNIL

Len : 1 RC-RCVD TRT ANY LOC FOR ALC BUT NOT ILL DRG - PST YR

	Freq	Pct
0 = No/Unknown (Otherwise).....	32760	99.60
1 = Yes (TXYRALDGB=1).....	133	0.40

A respondent was classified as receiving treatment at any location in the past year for illicit drug use but not alcohol use, TXYRILNAL, if they received only illicit drug use treatment at any location in the past year (TXYRALDGB=2). Respondents with unknown alcohol use treatment (TXYRALDGB=5) or who reported receiving illicit drug use treatment only but in later treatment questions indicated receiving alcohol use treatment (TXYRALDGB=12) are not classified as receiving treatment for illicit drug use only.

(TXYRALDGB)

TXYRILNAL

Len : 1 RC-RCVD TRT ANY LOC FOR ILL DRG BUT NOT ALC - PST YR

	Freq	Pct
0 = No/Unknown (Otherwise).....	32714	99.46
1 = Yes (TXYRALDGB=2).....	179	0.54

(TXYRRECDV)

TXYRRECDV2

Len : 1 RC-RCVD TRT ANY LOC FOR ILL DRG OR ALC - PST YR

	Freq	Pct
0 = No/Unknown (Otherwise).....	32417	98.55
1 = Yes (TXYRRECDV=1,3).....	476	1.45

RECODED DRUG TREATMENT

(TXYRALDGB)
TXYRILANAL

Len : 1	RC-RCVD TRT ANY LOC FOR ILL DRG AND ALC - PST YR		
	0 = No/Unknown (Otherwise).....	Freq	Pct
	1 = Yes (TXYRALDGB=3,6,11,12).....	32772	99.63
		121	0.37

NOTE: The following 12 recoded variables contain respondent information about receiving last or current treatment for various substances.

(TXLTYALCO)
TXLTYALCO2

Len : 1	RC-RCVD LAST/CURRENT TREATMENT FOR ALCOHOL		
	0 = No/Unknown (Otherwise).....	Freq	Pct
	1 = Yes (TXLTYALCO=1,3,5).....	32664	99.30
		229	0.70

(TXLTYMRJH)
TXLTYMRJH2

Len : 1	RC-RCVD LAST/CURRENT TREATMENT FOR MARIJUANA		
	0 = No/Unknown (Otherwise).....	Freq	Pct
	1 = Yes (TXLTYMRJH=1,3).....	32799	99.71
		94	0.29

(TXLTYCOCN)
TXLTYCOCN2

Len : 1	RC-RCVD LAST/CURRENT TREATMENT FOR COCAINE		
	0 = No/Unknown (Otherwise).....	Freq	Pct
	1 = Yes (TXLTYCOCN=1,3).....	32824	99.79
		69	0.21

(TXLTYHERN)
TXLTYHERN2

Len : 1	RC-RCVD LAST/CURRENT TREATMENT FOR HEROIN		
	0 = No/Unknown (Otherwise).....	Freq	Pct
	1 = Yes (TXLTYHERN=1,3).....	32791	99.69
		102	0.31

(TXLTYHALL)
TXLTYHALL2

Len : 1	RC-RCVD LAST/CURRENT TREATMENT FOR HALLUCINOGENS		
	0 = No/Unknown (Otherwise).....	Freq	Pct
	1 = Yes (TXLTYHALL=1,3).....	32851	99.87
		42	0.13

(TXLTYINHL)
TXLTYINHL2

Len : 1	RC-RCVD LAST/CURRENT TREATMENT FOR INHALANTS		
	0 = No/Unknown (Otherwise).....	Freq	Pct
	1 = Yes (TXLTYINHL=1,3).....	32871	99.93
		22	0.07

(TXLTYMETH)
TXLTYMETH2

Len : 1	RC-RCVD LAST/CURRENT TREATMENT FOR METHAMPHETAMINE		
	0 = No/Unknown (Otherwise).....	Freq	Pct
	1 = Yes (TXLTYMETH=1,3).....	32820	99.78
		73	0.22

(TXLTYPNRL)
TXLTYPNRL2

Len : 1	RC-RCVD LAST/CURRENT TREATMENT FOR PAIN RELIEVERS		
	0 = No/Unknown (Otherwise).....	Freq	Pct
	1 = Yes (TXLTYPNRL=1,3).....	32780	99.66
		113	0.34

(TXLTYTRQL)
TXLTYTRQL2

Len : 1	RC-RCVD LAST/CURRENT TREATMENT FOR TRANQUILIZERS		
	0 = No/Unknown (Otherwise).....	Freq	Pct
	1 = Yes (TXLTYTRQL=1,3).....	32862	99.91
		31	0.09

RECODED DRUG TREATMENT

(TXLTYSTIM)
TXLTYSTIM2

Len : 1	RC-RCVD LAST/CURRENT TREATMENT FOR STIMULANTS		
	0 = No/Unknown (Otherwise).....	Freq	Pct
	1 = Yes (TXLTYSTIM=1,3).....	32868	99.92
		25	0.08

(TXLTYSEDV)
TXLTYSEDV2

Len : 1	RC-RCVD LAST/CURRENT TREATMENT FOR SEDATIVES		
	0 = No/Unknown (Otherwise).....	Freq	Pct
	1 = Yes (TXLTYSEDV=1,3).....	32881	99.96
		12	0.04

The following variable, TXLTYILL, was created by examination of the receipt of last/current treatment of marijuana (TXLTYMRJH2), cocaine (TXLTYCOCN2), heroin (TXLTYHERN2), hallucinogens (TXLTYHALL2), inhalants (TXLTYINHL2), methamphetamine (TXLTYMETH2), pain relievers (TXLTYPNRL2), stimulants (TXLTYSTIM2), tranquilizers (TXLTYTRQL2), and sedatives (TXLTYSEDV2).

(TXLTYCOCN2, TXLTYHALL2, TXLTYHERN2, TXLTYINHL2, TXLTYMETH2, TXLTYMRJH2, TXLTYPNRL2, TXLTYSEDV2, TXLTYSTIM2, TXLTYTRQL2)
TXLTYILL

Len : 1	RC-RCVD LAST/CURRENT TREATMENT FOR ILLICIT DRUGS		
	0 = No/Unknown (Otherwise).....	Freq	Pct
	1 = Yes (Any source variable=1).....	32624	99.18
		269	0.82

NOTE: The following 27 recoded variables contain payment information about respondent's last or current treatment.

(TXPAYHINS)
TXPAYHINS2

Len : 1	RC-LAST/CURR ILL DRG/ALC TRT PAID FOR BY INSURANCE		
	0 = No/Unknown (Otherwise).....	Freq	Pct
	1 = Yes (TXPAYHINS=1,3).....	32695	99.40
		198	0.60

(TXPAYMCRE)
TXPAYMCRE2

Len : 1	RC-LAST/CURR ILL DRG/ALC TRT PAID FOR BY MEDICARE		
	0 = No/Unknown (Otherwise).....	Freq	Pct
	1 = Yes (TXPAYMCRE=1,3).....	32768	99.62
		125	0.38

(TXPAYMCAD)
TXPAYMCAD2

Len : 1	RC-LAST/CURR ILL DRG/ALC TRT PAID FOR BY MEDICAID		
	0 = No/Unknown (Otherwise).....	Freq	Pct
	1 = Yes (TXPAYMCAD=1,3).....	32726	99.49
		167	0.51

(TXPAYPUBL)
TXPAYPUBL2

Len : 1	RC-LAST/CURR ILL DRG/ALC TRT PAID FOR BY PUBLIC ASST		
	0 = No/Unknown (Otherwise).....	Freq	Pct
	1 = Yes (TXPAYPUBL=1,3).....	32795	99.70
		98	0.30

(TXPAYSVNG)
TXPAYSVNG2

Len : 1	RC-LAST/CURR ILL DRG/ALC TRT PAID FOR BY OWN SAVINGS		
	0 = No/Unknown (Otherwise).....	Freq	Pct
	1 = Yes (TXPAYSVNG=1,3).....	32701	99.42
		192	0.58

(TXPAYFAML)
TXPAYFAML2

Len : 1	RC-LAST/CURR ILL DRG/ALC TRT PAID FOR BY FAM MEMBERS		
	0 = No/Unknown (Otherwise).....	Freq	Pct
	1 = Yes (TXPAYFAML=1,3).....	32799	99.71
		94	0.29

RECODED DRUG TREATMENT

(TXPAYCOUR)
TXPAYCOUR2

Len : 1	RC-LAST/CURR ILL DRG/ALC TRT PAID FOR BY COURTS		
	0 = No/Unknown (Otherwise).....	Freq	Pct
	1 = Yes (TXPAYCOUR=1,3).....	32851	99.87
		42	0.13

(TXPAYMILT)
TXPAYMILT2

Len : 1	RC-LAST/CURR ILL DRG/ALC TRT PAID FOR BY MILT HLTCARE		
	0 = No/Unknown (Otherwise).....	Freq	Pct
	1 = Yes (TXPAYMILT=1,3).....	32861	99.90
		32	0.10

(TXPAYBOSS)
TXPAYBOSS2

Len : 1	RC-LAST/CURR ILL DRG/ALC TRT PAID FOR BY EMPLOYER		
	0 = No/Unknown (Otherwise).....	Freq	Pct
	1 = Yes (TXPAYBOSS=1,3).....	32875	99.95
		18	0.05

(TXLTYALCO2, TXPAYHINS2)
TXPDHINSAL

Len : 1	RC-LAST/CURRENT ALC TRT PAID FOR BY INSURANCE		
	0 = No/Unknown (TXLTYALCO2=0 or TXPAYHINS2=0).....	Freq	Pct
	1 = Yes (TXLTYALCO2=1 and TXPAYHINS2=1).....	32794	99.70
		99	0.30

(TXLTYALCO2, TXPAYMCRE2)
TXPDMCREAL

Len : 1	RC-LAST/CURRENT ALC TRT PAID FOR BY MEDICARE		
	0 = No/Unknown (TXLTYALCO2=0 or TXPAYMCRE2=0).....	Freq	Pct
	1 = Yes (TXLTYALCO2=1 and TXPAYMCRE2=1).....	32840	99.84
		53	0.16

(TXLTYALCO2, TXPAYMCAD2)
TXPDMCADAL

Len : 1	RC-LAST/CURRENT ALC TRT PAID FOR BY MEDICAID		
	0 = No/Unknown (TXLTYALCO2=0 or TXPAYMCAD2=0).....	Freq	Pct
	1 = Yes (TXLTYALCO2=1 and TXPAYMCAD2=1).....	32834	99.82
		59	0.18

(TXLTYALCO2, TXPAYPUBL2)
TXPDPUBLAL

Len : 1	RC-LAST/CURRENT ALC TRT PAID FOR BY PUBLIC ASST		
	0 = No/Unknown (TXLTYALCO2=0 or TXPAYPUBL2=0).....	Freq	Pct
	1 = Yes (TXLTYALCO2=1 and TXPAYPUBL2=1).....	32857	99.89
		36	0.11

(TXLTYALCO2, TXPAYSVNG2)
TXPDSVNGAL

Len : 1	RC-LAST/CURRENT ALC TRT PAID FOR BY OWN SAVINGS		
	0 = No/Unknown (TXLTYALCO2=0 or TXPAYSVNG2=0).....	Freq	Pct
	1 = Yes (TXLTYALCO2=1 and TXPAYSVNG2=1).....	32788	99.68
		105	0.32

(TXLTYALCO2, TXPAYFAML2)
TXPDFAMLAL

Len : 1	RC-LAST/CURRENT ALC TRT PAID FOR BY FAM MEMBERS		
	0 = No/Unknown (TXLTYALCO2=0 or TXPAYFAML2=0).....	Freq	Pct
	1 = Yes (TXLTYALCO2=1 and TXPAYFAML2=1).....	32846	99.86
		47	0.14

(TXLTYALCO2, TXPAYCOUR2)
TXPDCOURAL

Len : 1	RC-LAST/CURRENT ALC TRT PAID FOR BY COURTS		
	0 = No/Unknown (TXLTYALCO2=0 or TXPAYCOUR2=0).....	Freq	Pct
	1 = Yes (TXLTYALCO2=1 and TXPAYCOUR2=1).....	32874	99.94
		19	0.06

RECODED DRUG TREATMENT

(TXLTYALCO2, TXPAYMILT2)

<u>TXPDMILTAL</u>	Len: 1 RC-LAST/CURRENT ALC TRT PAID FOR BY MILT HLTCARE		
	0 = No/Unknown (TXLTYALCO2=0 or TXPAYMILT2=0).....	Freq	Pct
	1 = Yes (TXLTYALCO2=1 and TXPAYMILT2=1).....	32878	99.95
		15	0.05

(TXLTYALCO2, TXPAYBOSS2)

<u>TXPDBOSSAL</u>	Len: 1 RC-LAST/CURRENT ALC TRT PAID FOR BY EMPLOYER		
	0 = No/Unknown (TXLTYALCO2=0 or TXPAYBOSS2=0).....	Freq	Pct
	1 = Yes (TXLTYALCO2=1 and TXPAYBOSS2=1).....	32882	99.97
		11	0.03

(TXLTYILL, TXPAYHINS2)

<u>TXPDHINSIL</u>	Len: 1 RC-LAST/CURRENT ILL DRUG TRT PAID FOR BY INSURANCE		
	0 = No/Unknown (TXLTYILL=0 or TXPAYHINS2=0).....	Freq	Pct
	1 = Yes (TXLTYILL=1 and TXPAYHINS2=1).....	32766	99.61
		127	0.39

(TXLTYILL, TXPAYMCRE2)

<u>TXPDMCREIL</u>	Len: 1 RC-LAST/CURRENT ILL DRUG TRT PAID FOR BY MEDICARE		
	0 = No/Unknown (TXLTYILL=0 or TXPAYMCRE2=0).....	Freq	Pct
	1 = Yes (TXLTYILL=1 and TXPAYMCRE2=1).....	32796	99.71
		97	0.29

(TXLTYILL, TXPAYMCAD2)

<u>TXPDMCADIL</u>	Len: 1 RC-LAST/CURRENT ILL DRUG TRT PAID FOR BY MEDICAID		
	0 = No/Unknown (TXLTYILL=0 or TXPAYMCAD2=0).....	Freq	Pct
	1 = Yes (TXLTYILL=1 and TXPAYMCAD2=1).....	32762	99.60
		131	0.40

(TXLTYILL, TXPAYPUBL2)

<u>TXPDPUBLIL</u>	Len: 1 RC-LAST/CURRENT ILL DRUG TRT PAID FOR BY PUBLIC ASST		
	0 = No/Unknown (TXLTYILL=0 or TXPAYPUBL2=0).....	Freq	Pct
	1 = Yes (TXLTYILL=1 and TXPAYPUBL2=1).....	32816	99.77
		77	0.23

(TXLTYILL, TXPAYSVNG2)

<u>TXPDSVNGIL</u>	Len: 1 RC-LAST/CURRENT ILL DRUG TRT PAID FOR BY OWN SAVINGS		
	0 = No/Unknown (TXLTYILL=0 or TXPAYSVNG2=0).....	Freq	Pct
	1 = Yes (TXLTYILL=1 and TXPAYSVNG2=1).....	32777	99.65
		116	0.35

(TXLTYILL, TXPAYFAML2)

<u>TXPDFAMLIL</u>	Len: 1 RC-LAST/CURRENT ILL DRUG TRT PAID FOR BY FAM MEMBERS		
	0 = No/Unknown (TXLTYILL=0 or TXPAYFAML2=0).....	Freq	Pct
	1 = Yes (TXLTYILL=1 and TXPAYFAML2=1).....	32829	99.81
		64	0.19

(TXLTYILL, TXPAYCOUR2)

<u>TXPDCOURIL</u>	Len: 1 RC-LAST/CURRENT ILL DRUG TRT PAID FOR BY COURTS		
	0 = No/Unknown (TXLTYILL=0 or TXPAYCOUR2=0).....	Freq	Pct
	1 = Yes (TXLTYILL=1 and TXPAYCOUR2=1).....	32859	99.90
		34	0.10

(TXLTYILL, TXPAYMILT2)

<u>TXPDMILTIL</u>	Len: 1 RC-LAST/CURRENT ILL DRUG TRT PAID FOR BY MILT HLTCARE		
	0 = No/Unknown (TXLTYILL=0 or TXPAYMILT2=0).....	Freq	Pct
	1 = Yes (TXLTYILL=1 and TXPAYMILT2=1).....	32871	99.93
		22	0.07

RECODED DRUG TREATMENT

(TXLTYILL, TXPAYBOSS2)

TXPDBOSSIL

Len : 1 RC-LAST/CURRENT ILL DRUG TRT PAID FOR BY EMPLOYER

	Freq	Pct
0 = No/Unknown (TXLTYILL=0 or TXPAYBOSS2=0)	32883	99.97
1 = Yes (TXLTYILL=1 and TXPAYBOSS2=1)	10	0.03

NOTE: The following seven recoded variables contain information about receiving treatment at a specialty facility in the past year.

A respondent was classified as receiving treatment in the past year for alcohol use at a specialty facility, TXYRSPALC, that is a hospital (inpatient), a rehabilitation facility (in or outpatient), or at a mental health center if they met either of these conditions:

1. Reported receiving only alcohol treatment in the past year (TXYRALDGB=1, 4, 11) and that treatment was received at one of the four specialty facilities (TXYRHOSOV=1, 3, 5 or TXYRRESOV=1, 3, 5 or TXYROUTPT=1, 3, 5 or TXYRMHCOP=1, 3, 5 or TXYROTHSP2=21, 22, 23, 24, 45, 46, 56, 64, 76, 81, 86).
2. Reported receiving both illicit drug and alcohol treatment in the past year (TXYRALDGB=3, 6) and reported specifically receiving alcohol treatment at one of the four specialty facilities in the follow-up questions (TXYRHOSAD=1, 3 or TXYRRESAD=1, 3 or TXYROUTAD=1, 3 or TXYRMHCAD=1, 3 or (TXYROTHSP2=21, 22, 23, 24, 45, 46, 56, 64, 76, 81, 86 and TXYROTHAD=1, 3)).

(TXYRALDGB, TXYRHOSAD, TXYRHOSOV, TXYRMHCAD, TXYRMHCOP, TXYROTHAD, TXYROTHSP2, TXYROUTAD, TXYROUTPT, TXYRRESAD, TXYRRESOV)

TXYRSPALC

Len : 1 RC-RCVD TRMT AT SPEC FAC FOR ALC - PST YR

	Freq	Pct
0 = No/Unknown (Otherwise).....	32763	99.60
1 = Yes (See comment above)	130	0.40

A respondent was classified as receiving treatment in the past year for illicit drug use at a specialty facility, TXYRSPILL, that is a hospital (inpatient), a rehabilitation facility (in or outpatient), or a mental health center if they met either of these conditions:

1. Reported receiving only illicit drug treatment in the past year (TXYRALDGB=2, 5, 12) and that treatment was received at one of the four specialty facilities (TXYRHOSOV=1, 3, 5 or TXYRRESOV=1, 3, 5 or TXYROUTPT=1, 3, 5 or TXYRMHCOP=1, 3, 5 or TXYROTHSP2=21, 22, 23, 24, 45, 46, 56, 64, 76, 81, 86).
2. Reported receiving both illicit drug and alcohol treatment in the past year (TXYRALDGB=3, 6) and reported specifically receiving illicit drug treatment at one of the four specialty facilities in the follow-up questions (TXYRHOSAD=2, 3 or TXYRRESAD=2, 3 or TXYROUTAD=2, 3 or TXYRMHCAD=2, 3 or (TXYROTHSP2=21, 22, 23, 24, 45, 46, 56, 64, 76, 81, 86 and TXYROTHAD=2, 3)).

(TXYRALDGB, TXYRHOSAD, TXYRHOSOV, TXYRMHCAD, TXYRMHCOP, TXYROTHAD, TXYROTHSP2, TXYROUTAD, TXYROUTPT, TXYRRESAD, TXYRRESOV)

TXYRSPILL

Len : 1 RC-RCVD TRMT AT SPEC FAC FOR ILL DRG - PST YR

	Freq	Pct
0 = No/Unknown (Otherwise).....	32679	99.35
1 = Yes (See comment above)	214	0.65

RECODED DRUG TREATMENT

A respondent was classified as receiving treatment in the past year for alcohol use but not illicit drug use at a specialty facility, TXYSPALNIL, that is a hospital (inpatient), a rehabilitation facility (in or outpatient), or at a mental health center if they met one of the following conditions:

1. Reported receiving only alcohol treatment in the past year (TXYRALDGB=1) and that treatment was received at a specialty facility (TXYRHOSOV=1, 3, 5 or TXYRRESOV=1, 3, 5 or TXYROUTPT=1, 3, 5 or TXYRMHCOP=1, 3, 5 or TXYROTHSP2=21, 22, 23, 24, 45, 46, 56, 64, 76, 81, 86).
2. Reported receiving only alcohol treatment in the past year but also reported receiving treatment for illicit drug use during their last or current treatment (TXYRALDGB=11), the reported alcohol treatment was received at one of the four specialty facilities (TXYRHOSOV=1, 3, 5 or TXYRRESOV=1, 3, 5 or TXYROUTPT=1, 3, 5 or TXYRMHCOP=1, 3, 5 or TXYROTHSP2=21, 22, 23, 24, 45, 46, 56, 64, 76, 81, 86), and their last or current treatment was not at one of the four specialty facilities (TXLTCURRSP=0).
3. Reported receiving both illicit drug and alcohol treatment in the past year (TXYRALDGB=3, 6) and reported specifically receiving only alcohol treatment at one of the four specialty facilities in the follow-up questions (TXYRHOSAD=1 or TXYRRESAD=1 or TXYROUTAD=1 or TXYRMHCAD=1 or (TXYROTHAD=1 and TXYROTHSP2=21, 22, 23, 24, 45, 46, 56, 64, 76, 81, 86)) but did not report specifically receiving illicit drug treatment or illicit drug and alcohol treatment at one of the four specialty facilities in the follow-up questions (TXYRHOSAD NE 2, 3 or TXYRRESAD NE 2, 3 or TXYROUTAD NE 2, 3 or TXYRMHCAD NE 2, 3 or (TXYROTHAD NE 2, 3 and TXYROTHSP2=21, 22, 23, 24, 45, 46, 56, 64, 76, 81, 86) or TXYROTHSP2 NE 21, 22, 23, 24, 45, 46, 56, 64, 76, 81, 86).

For the logically assigned levels of TXYRALDGB, the creation of this variable may be unclear; therefore, details for classifying respondents as not receiving alcohol only treatment at a specialty facility for these logically assigned levels are below:

1. Reported receiving alcohol treatment in the past year but illicit drug treatment status is unknown (TXYRALDGB=4) or reported receiving illicit drug treatment in the past year but alcohol treatment status is unknown (TXYRALDGB=5).
2. Reported receiving only illicit drug treatment in the past year but also reported receiving treatment for alcohol during their last or current treatment (TXYRALDGB=12).
3. Reported receiving only alcohol treatment in the past year but also reported receiving treatment for illicit drug use during their last or current treatment (TXYRALDGB=11) and the reported alcohol treatment was not at a specialty facility (TXYRHOSOV=2, 94, 97, 98 and TXYRRESOV=2, 94, 97, 98 and TXYROUTPT=2, 94, 97, 98 and TXYRMHCOP=2, 94, 97, 98 and TXYROTHSP2 NE 21, 22, 23, 24, 45, 46, 56, 64, 76, 81, 86).
4. Reported receiving only alcohol treatment in the past year but also reported receiving treatment for illicit drug use during their last or current treatment (TXYRALDGB=11) and their reported alcohol treatment was at a specialty facility (TXYRHOSOV=1, 3, 5 or TXYRRESOV=1, 3, 5 or TXYROUTPT=1, 3, 5 or TXYRMHCOP=1, 3, 5 or TXYROTHSP2=21, 22, 23, 24, 45, 46, 56, 64, 76, 81, 86) but their last or current treatment was at a specialty facility (TXLTCURRSP=1) and included treatment for illicit drug use.

(TXLTCURRSP, TXYRALDGB, TXYRHOSAD, TXYRHOSOV, TXYRMHCAD, TXYRMHCOP, TXYROTHAD, TXYROTHSP2, TXYROUTAD, TXYROUTPT, TXYRRESAD, TXYRRESOV)

TXYSPALNIL Len : 1 RC-RCVD TRMT AT SPEC FAC FOR ALC NOT ILL DRG - PST YR

	Freq	Pct
0 = No/Unknown (Otherwise).....	32816	99.77
1 = Yes (See comment above)	77	0.23

RECODED DRUG TREATMENT

A respondent was classified as receiving treatment in the past year for illicit drug use but not alcohol use at a specialty facility, TXYSPILNAL, that is a hospital (inpatient), a rehabilitation facility (in or outpatient), or at a mental health center if they met one of the following conditions:

1. Reported receiving only illicit drug treatment in the past year (TXYRALDGB=2) and that treatment was received at a specialty facility (TXYRHOSOV=1, 3, 5 or TXYRRESOV=1, 3, 5 or TXYROUTPT=1, 3, 5 or TXYRMHCOP=1, 3, 5 or TXYROTHSP2=21, 22, 23, 24, 45, 46, 56, 64, 76, 81, 86).
2. Reported receiving only illicit drug treatment in the past year but also reported receiving treatment for alcohol use during their last or current treatment (TXYRALDGB=12), the reported illicit drug treatment was received at one of the four specialty facilities (TXYRHOSOV=1, 3, 5 or TXYRRESOV=1, 3, 5 or TXYROUTPT=1, 3, 5 or TXYRMHCOP=1, 3, 5 or TXYROTHSP2=21, 22, 23, 24, 45, 46, 56, 64, 76, 81, 86), and their last or current treatment was not at one of the four specialty facilities (TXLTCURRSP=0).
3. Reported receiving both illicit drug and alcohol treatment in the past year (TXYRALDGB=3, 6) and reported specifically receiving only illicit drug treatment at one of the four specialty facilities in the follow-up questions (TXYRHOSAD=2 or TXYRRESAD=2 or TXYROUTAD=2 or TXYRMHCAD=2 or (TXYROTHAD=2 and TXYROTHSP2=21, 22, 23, 24, 45, 46, 56, 64, 76, 81, 86)) but did not report specifically receiving alcohol treatment or illicit drug and alcohol treatment at one of the four specialty facilities in the follow-up questions (TXYRHOSAD NE 1, 3 or TXYRRESAD NE 1, 3 or TXYROUTAD NE 1, 3 or TXYRMHCAD NE 1, 3 or (TXYROTHAD NE 1, 3 and TXYROTHSP2=21, 22, 23, 24, 45, 46, 56, 64, 76, 81, 86) or TXYROTHSP2 NE 21, 22, 23, 24, 45, 46, 56, 64, 76, 81, 86).

For the logically assigned levels of TXYRALDGB, the creation of this variable may be unclear; therefore, details for classifying respondents as not receiving illicit drug only treatment at a specialty facility for these logically assigned levels are below:

1. Reported receiving alcohol treatment in the past year but illicit drug treatment status is unknown (TXYRALDGB=4) or reported receiving illicit drug treatment in the past year but alcohol treatment status is unknown (TXYRALDGB=5).
2. Reported receiving only alcohol treatment in the past year but also reported receiving treatment for illicit drugs during their last or current treatment (TXYRALDGB=11).
3. Reported receiving only illicit drug treatment in the past year but also reported receiving treatment for alcohol use during their last or current treatment (TXYRALDGB=12) and the reported illicit drug treatment was not at a specialty facility (TXYRHOSOV=2, 94, 97, 98 and TXYRRESOV=2, 94, 97, 98 and TXYROUTPT=2, 94, 97, 98 and TXYRMHCOP=2, 94, 97, 98 and TXYROTHSP2 NE 21, 22, 23, 24, 45, 46, 56, 64, 76, 81, 86).
4. Reported receiving only illicit drug treatment in the past year but also reported receiving treatment for alcohol use during their last or current treatment (TXYRALDGB=12) and their reported illicit drug treatment was at a specialty facility (TXYRHOSOV=1, 3, 5 or TXYRRESOV=1, 3, 5 or TXYROUTPT=1, 3, 5 or TXYRMHCOP=1, 3, 5 or TXYROTHSP2=21, 22, 23, 24, 45, 46, 56, 64, 76, 81, 86) but their last or current treatment was at a specialty facility (TXLTCURRSP=1) and included treatment for alcohol use.

(TXLTCURRSP, TXYRALDGB, TXYRHOSAD, TXYRHOSOV, TXYRMHCAD, TXYRMHCOP, TXYROTHAD, TXYROTHSP2, TXYROUTAD, TXYROUTPT, TXYRRESAD, TXYRRESOV)

TXYSPILNAL Len : 1 RC-RCVD TRMT AT SPEC FAC FOR ILL DRG NOT ALC - PST YR

	Freq	Pct
0 = No/Unknown (Otherwise).....	32738	99.53
1 = Yes (See comment above)	155	0.47

A respondent was classified as receiving treatment in the past year for illicit drug or alcohol use at a specialty facility, TXYRSPILAL, if they reported receiving treatment for illicit drug or alcohol use in the past year (TXYRRECVD=1, 3) and treatment was received at either a hospital (inpatient), or rehabilitation facility (in or outpatient), or a mental health center (TXYRHOSOV=1, 3, 5 or TXYRRESOV=1, 3, 5 or TXYROUTPT= 1, 3, 5 or TXYRMHCOP=1, 3, 5 or TXYROTHSP2=21, 22, 23, 24, 45, 46, 56, 64, 76, 81, 86).

(TXYRHOSOV, TXYRMHCOP, TXYROTHSP2, TXYROUTPT, TXYRRECVD, TXYRRESOV)

TXYRSPILAL Len : 1 RC-RCVD TRMT AT SPEC FAC FOR ILL DRG OR ALC - PST YR

	Freq	Pct
0 = No/Unknown (Otherwise).....	32589	99.08
1 = Yes (See comment above)	304	0.92

(TXYRSPALC, TXYRSPILL)

TXYSILANAL Len : 1 RC-RCVD TRT AT SPEC FAC FOR ILL DRG AND ALC - PST YR

	Freq	Pct
0 = No/Unknown (Otherwise).....	32844	99.85
1 = Yes (TXYRSPILL=1 and TXYRSPALC=1).....	49	0.15

(TXLTYMNPL2)

TXLTCURRSP Len : 1 RC-LAST/CURRENT TRT AT SPECIALTY FACILITY - PST YR

	Freq	Pct
0 = No/Unknown (Otherwise).....	32682	99.36
1 = Yes (TXLTYMNPL2=1-4,21,22,23,24,45,46,56,64,76,81).....	211	0.64

RECODED DRUG TREATMENT

NOTE: The following 27 recoded variables contain information about where a respondent received treatment in the past year.

NOTE: The following nine recoded variables contain information about where a respondent received alcohol use treatment in the past year.

A respondent received treatment for alcohol use in the past year at the specified location if they met either of these conditions:

1. Received treatment in the past 12 months for both illicit drug and alcohol use (TXYRALDGB=3, 6) and reported a positive response to the specific treatment location (TXYRXXXXX=1, 3, 5) and reported receiving treatment at the specific location for alcohol use or both illicit drug and alcohol use (TXYRXXXAD=1, 3).
2. Received treatment in the past 12 months for alcohol use only (including respondents with unknown illicit drug use treatment and respondents who reported last treatment for illicit drugs) (TXYRALDGB=1, 4, 11) and reported a positive response to the specific treatment location (TXYRXXXXX=1, 3, 5).

(TXYRALDGB, TXYRHOSAD, TXYRHOSOV)

<u>TXYRHOSAL</u>	Len : 1 RC-RCVD ALC TRT AT A HOSPITAL AS INP - PST YR		
	0 = No/Unknown (Otherwise).....	Freq	Pct
	1 = Yes (See comment above).....	32840	99.84
		53	0.16

(TXYRALDGB, TXYRRESAD, TXYRRESOV)

<u>TXYRRESAL</u>	Len : 1 RC-RCVD ALC TRT AT AN INP REHAB FAC - PST YR		
	0 = No/Unknown (Otherwise).....	Freq	Pct
	1 = Yes (See comment above TXYRHOSAL).....	32833	99.82
		60	0.18

(TXYRALDGB, TXYROUTAD, TXYROUTPT)

<u>TXYROUTAL</u>	Len : 1 RC-RCVD ALC TRT AT AN OUTP REHAB FAC - PST YR		
	0 = No/Unknown (Otherwise).....	Freq	Pct
	1 = Yes (See comment above TXYRHOSAL).....	32818	99.77
		75	0.23

(TXYRALDGB, TXYRMHCAD, TXYRMHCOP)

<u>TXYRMHCAL</u>	Len : 1 RC-RCVD ALC TRT AT A MNLT HLTH CNTR - PST YR		
	0 = No/Unknown (Otherwise).....	Freq	Pct
	1 = Yes (See comment above TXYRHOSAL).....	32821	99.78
		72	0.22

(TXYRALDGB, TXYREMRAD, TXYREMRGN)

<u>TXYREMRAL</u>	Len : 1 RC-RCVD ALC TRT AT AN EMERGENCY ROOM - PST YR		
	0 = No/Unknown (Otherwise).....	Freq	Pct
	1 = Yes (See comment above TXYRHOSAL).....	32864	99.91
		29	0.09

(TXYRALDGB, TXYRDRPAD, TXYRDRPRV)

<u>TXYRDRPAL</u>	Len : 1 RC-RCVD ALC TRT AT A DOCTOR'S OFFICE - PST YR		
	0 = No/Unknown (Otherwise).....	Freq	Pct
	1 = Yes (See comment above TXYRHOSAL).....	32839	99.84
		54	0.16

(TXYRALDGB, TXYRPRIAD, TXYRPRISN)

<u>TXYRPRIAL</u>	Len : 1 RC-RCVD ALC TRT AT A PRISON/JAIL - PST YR		
	0 = No/Unknown (Otherwise).....	Freq	Pct
	1 = Yes (See comment above TXYRHOSAL).....	32882	99.97
		11	0.03

(TXYRALDGB, TXYRSLFAD, TXYRSLFHP)

<u>TXYRSLFAL</u>	Len : 1 RC-RCVD ALC TRT AT A SELF-HELP GROUP - PST YR		
	0 = No/Unknown (Otherwise).....	Freq	Pct
	1 = Yes (See comment above TXYRHOSAL).....	32758	99.59
		135	0.41

RECODED DRUG TREATMENT

NOTE: The following nine recoded variables contain information about where a respondent received illicit drug use treatment in the past year.

A respondent received treatment for illicit drug use in the past year at the specified location if they met either of these conditions:

1. Received treatment in the past 12 months for both illicit drug and alcohol use (TXYRALDGB=3, 6) and reported a positive response to the specific treatment location (TXYRXXXXX=1, 3, 5) and reported receiving treatment at the specific location for illicit drug use or both illicit drug and alcohol use (TXYRXXXAD=2, 3).
2. Received treatment in the past 12 months for illicit drug use only (including respondents with unknown alcohol use treatment and respondents who reported last treatment for alcohol) (TXYRALDGB=2, 5, 12) and reported a positive response to the specific treatment location (TXYRXXXXX=1, 3, 5).

(TXYRALDGB, TXYRHOSAD, TXYRHOSOV)

<u>TXYRHOSIL</u>	Len : 1 RC-RCVD ILL DRUG TRT AT A HOSPITAL AS INP - PST YR		
		Freq	Pct
	0 = No/Unknown (Otherwise).....	32840	99.84
	1 = Yes (See comment above)	53	0.16

(TXYRALDGB, TXYRRESAD, TXYRRESOV)

<u>TXYRRESIL</u>	Len : 1 RC-RCVD ILL DRUG TRT AT AN INP REHAB FAC - PST YR		
		Freq	Pct
	0 = No/Unknown (Otherwise).....	32820	99.78
	1 = Yes (See comment above TXYRHOSIL)	73	0.22

(TXYRALDGB, TXYROUTAD, TXYROUTPT)

<u>TXYROUTIL</u>	Len : 1 RC-RCVD ILL DRUG TRT AT AN OUTP REHAB FAC - PST YR		
		Freq	Pct
	0 = No/Unknown (Otherwise).....	32745	99.55
	1 = Yes (See comment above TXYRHOSIL)	148	0.45

(TXYRALDGB, TXYRMHCAD, TXYRMHCOP)

<u>TXYRMHCIL</u>	Len : 1 RC-RCVD ILL DRUG TRT AT A MNTH HLTH CNTR - PST YR		
		Freq	Pct
	0 = No/Unknown (Otherwise).....	32777	99.65
	1 = Yes (See comment above TXYRHOSIL)	116	0.35

(TXYRALDGB, TXYREMRAD, TXYREMRGN)

<u>TXYREMRIL</u>	Len : 1 RC-RCVD ILL DRUG TRT AT AN EMERGENCY ROOM - PST YR		
		Freq	Pct
	0 = No/Unknown (Otherwise).....	32857	99.89
	1 = Yes (See comment above TXYRHOSIL)	36	0.11

(TXYRALDGB, TXYRDRPAD, TXYRDRPRV)

<u>TXYRDRPIL</u>	Len : 1 RC-RCVD ILL DRUG TRT AT A DOCTOR'S OFFICE - PST YR		
		Freq	Pct
	0 = No/Unknown (Otherwise).....	32795	99.70
	1 = Yes (See comment above TXYRHOSIL)	98	0.30

(TXYRALDGB, TXYRPRIAD, TXYRPRISN)

<u>TXYRPRIII</u>	Len : 1 RC-RCVD ILL DRUG TRT AT A PRISON/JAIL - PST YR		
		Freq	Pct
	0 = No/Unknown (Otherwise).....	32877	99.95
	1 = Yes (See comment above TXYRHOSIL)	16	0.05

(TXYRALDGB, TXYRSLFAD, TXYRSLFHP)

<u>TXYRSLFIL</u>	Len : 1 RC-RCVD ILL DRUG TRT AT A SELF-HELP GROUP - PST YR		
		Freq	Pct
	0 = No/Unknown (Otherwise).....	32760	99.60
	1 = Yes (See comment above TXYRHOSIL)	133	0.40

RECODED DRUG TREATMENT

NOTE: The following nine recoded variables contain information about where a respondent received illicit drug or alcohol use treatment in the past year.

([TXYRHOSOV](#))
[TXYRHOSOV2](#) Len : 1 RC-RCVD ILL DRG/ALC TRT AT A HOSPITAL AS INP - PST YR

	Freq	Pct
0 = No/Unknown (Otherwise).....	32803	99.73
1 = Yes (TXYRHOSOV=1,3,5).....	90	0.27

([TXYRRESOV](#))
[TXYRRESOV2](#) Len : 1 RC-RCVD ILL DRG/ALC TRT AT AN INP REHAB FAC - PST YR

	Freq	Pct
0 = No/Unknown (Otherwise).....	32785	99.67
1 = Yes (TXYRRESOV=1,3,5).....	108	0.33

([TXYROUTPT](#))
[TXYROUTPT2](#) Len : 1 RC-RCVD ILL DRG/ALC TRT AT AN OUTP REHAB FAC - PST YR

	Freq	Pct
0 = No/Unknown (Otherwise).....	32695	99.40
1 = Yes (TXYROUTPT=1,3,5).....	198	0.60

([TXYRMHCOP](#))
[TXYRMHCOP2](#) Len : 1 RC-RCVD ILL DRG/ALC TRT AT A MNTL HLTH CNTR - PST YR

	Freq	Pct
0 = No/Unknown (Otherwise).....	32727	99.50
1 = Yes (TXYRMHCOP=1,3,5).....	166	0.50

([TXYREMRGN](#))
[TXYREMRGN2](#) Len : 1 RC-RCVD ILL DRG/ALC TRT AT AN EMERGENCY ROOM - PST YR

	Freq	Pct
0 = No/Unknown (Otherwise).....	32829	99.81
1 = Yes (TXYREMRGN=1,3,5).....	64	0.19

([TXYRDRPRV](#))
[TXYRDRPRV2](#) Len : 1 RC-RCVD ILL DRG/ALC TRT AT A DOCTOR'S OFFICE - PST YR

	Freq	Pct
0 = No/Unknown (Otherwise).....	32750	99.57
1 = Yes (TXYRDRPRV=1,3,5).....	143	0.43

([TXYRPRISN](#))
[TXYRPRISN2](#) Len : 1 RC-RCVD ILL DRG/ALC TRT AT A PRISON/JAIL - PST YR

	Freq	Pct
0 = No/Unknown (Otherwise).....	32867	99.92
1 = Yes (TXYRPRISN=1,3,5).....	26	0.08

([TXYRSLFHP](#))
[TXYRSLFHP2](#) Len : 1 RC-RCVD ILL DRG/ALC TRT AT A SELF-HELP GROUP - PST YR

	Freq	Pct
0 = No/Unknown (Otherwise).....	32673	99.33
1 = Yes (TXYRSLFHP=1,3,5).....	220	0.67

RECODED DRUG TREATMENT

NOTE: The following six recoded variables contain information about a respondent's need for treatment in the past year. TXYRNDALC, TXYRNDILL, and TXYRNDILAL are based on DSM-IV dependence or abuse criteria. TXND5YRALC, TXND5YRILL, and TXND5YRILAL are based on DSM-5 use disorder criteria; recodes based on DSM-5 use disorder criteria were used starting with the 2020 Detailed Tables. Specific information about the DSM-IV dependence or abuse criteria and the DSM-5 use disorder criteria used in these recodes can be found in the Nicotine Dependence and Substance Use Disorder Appendix.

A respondent was classified as needing treatment for alcohol use in the past year, TXYRNDALC, if they met at least one of the following three criteria:

1. Dependent on alcohol in the past year (based on DSM-IV criteria) (DEPNALC=1).
2. Alcohol abuse in the past year (based on DSM-IV criteria) (ABUSEALC=1).
3. Received treatment for alcohol use at a specialty facility in the past year including a hospital (inpatient), rehabilitation facility (in or outpatient), or mental health center (TXYRSPALC=1).

(ABUSEALC, DEPNALC, TXYRSPALC)

TXYRNDALC

Len : 1 RC-NEED TRT FOR ALCOHOL USE - PST YR-DSM-IV

	Freq	Pct
0 = No/Unknown (Otherwise).....	30829	93.73
1 = Yes (See comment above)	2064	6.27

A respondent was classified as needing treatment for alcohol use in the past year, TXND5YRALC, if they met at least one of the following two criteria:

1. Alcohol use disorder in the past year (based on DSM-5 criteria) (IRPYUD5ALC=1)
2. Received treatment for alcohol use at a specialty facility in the past year including a hospital (inpatient), rehabilitation facility (in or outpatient), or mental health center (TXYRSPALC=1).

(IRPYUD5ALC, TXYRSPALC)

TXND5YRALC

Len : 1 RC-NEED TREATMENT FOR ALCOHOL USE - PAST YEAR - DSM-5

	Freq	Pct
0 = No/Unknown (Otherwise).....	29147	88.61
1 = Yes (See comment above)	3746	11.39

A respondent was classified as needing treatment for illicit drug use in the past year, TXYRNDILL, if they met at least one of the following three criteria:

1. Dependent on any illicit drug in the past year (based on DSM-IV criteria) (DEPNDPYILL=1).
2. Illicit drug abuse in the past year (based on DSM-IV criteria) (ABUSEPYILL=1).
3. Received treatment for illicit drug use at a specialty facility in the past year including a hospital (inpatient), rehabilitation facility (in or outpatient), or mental health center (TXYRSPILL=1).

(ABUSEPYILL, DEPNDPYILL, TXYRSPILL)

TXYRNDILL

Len : 1 RC-NEED TRT FOR ILLICIT DRUG USE - PST YR-DSM-IV

	Freq	Pct
0 = No/Unknown (Otherwise).....	31521	95.83
1 = Yes (See comment above)	1372	4.17

A respondent was classified as needing treatment for illicit drug use in the past year, TXND5YRILL, if they met at least one of the following two criteria:

1. Illicit drug use disorder in the past year (based on DSM-5 criteria) (UDYR5ILL=1)
2. Received treatment for illicit drug use at a specialty facility in the past year including a hospital (inpatient), rehabilitation facility (in or outpatient), or mental health center (TXYRSPILL=1).

(TXYRSPILL, UDYR5ILL)

TXND5YRILL

Len : 1 RC-NEED TREATMENT FOR ILLICIT DRUG USE - PAST YEAR - DSM-5

	Freq	Pct
0 = No/Unknown (Otherwise).....	30203	91.82
1 = Yes (See comment above)	2690	8.18

RECODED DRUG TREATMENT

A respondent was classified as needing treatment for illicit drug or alcohol use in the past year, TXYRNDILAL, if they met at least one of the following three criteria:

1. Dependent on any illicit drug or alcohol in the past year (based on DSM-IV criteria) (DPPYILLALC=1).
2. Illicit drug or alcohol abuse in the past year (based on DSM-IV criteria) (ABPYILLALC=1).
3. Received treatment for illicit drug or alcohol use at a specialty facility in the past year including a hospital (inpatient), rehabilitation facility (in or outpatient), or mental health center (TXYRSPILAL=1).

(ABPYILLALC, DPPYILLALC, TXYRSPILAL)

TXYRNDILAL Len : 1 RC-NEED TRT FOR ILL DRG OR ALC USE - PST YR-DSM-IV

	Freq	Pct
0 = No/Unknown (Otherwise).....	29872	90.82
1 = Yes (See comment above)	3021	9.18

A respondent was classified as needing treatment for illicit drug or alcohol use in the past year, TXND5YRILAL, if they met at least one of the following two criteria:

1. Illicit drug or alcohol use disorder (based on DSM-5 criteria) (UDYR5ILAL=1).
2. Received treatment for illicit drug or alcohol use at a specialty facility in the past year including a hospital (inpatient), rehabilitation facility (in or outpatient), or mental health center (TXYRSPILAL=1).

(TXYRSPILAL, UDYR5ILAL)

TXND5YRILAL Len : 1 RC-NEED TREATMENT FOR SUBSTANCE USE - PAST YEAR-DSM-5

	Freq	Pct
0 = No/Unknown (Otherwise).....	27458	83.48
1 = Yes (See comment above)	5435	16.52

NOTE: The following three recoded variables contain information about respondents feeling a need for treatment in the past year.

A respondent was classified as feeling a need for alcohol use treatment in the past year, NDFLTALC, if they met either of these conditions:

1. Reported feeling a need for treatment for alcohol in the past year (NDTXYRADG=1, 11, 13 and NDTXYRALC=1, 3, 11, 13).
2. Reported feeling a need for ADDITIONAL treatment for alcohol in the past year (NDMORTXYR=1 and NDMORTALC=1).

(NDMORTALC, NDMORTXYR, NDTXYRADG, NDTXYRALC)

NDFLTALC Len : 1 RC-FELT NEED FOR TRT FOR ALCOHOL USE - PST YR

	Freq	Pct
1 = Yes (See comment above)	83	0.25
2 = No/Unknown (Otherwise).....	32810	99.75

A respondent was classified as feeling a need for illicit drug treatment in the past year, NDFLTIXILL, if they met either of these conditions:

1. Reported feeling a need for illicit drug or alcohol use treatment in the past year (NDTXYRADG=1, 11, 13), and reported feeling a need for treatment for the use (or misuse for prescription drugs) of one or more illicit drugs in the past year (i.e., marijuana, cocaine, heroin, hallucinogens, inhalants, methamphetamine, pain relievers, tranquilizers, stimulants, or sedatives) (NDTXYRXXX=1, 3, 11, 13), or some other drug (NDTXYROTH=1, 3, 5, 11, 13).
2. Reported feeling a need for ADDITIONAL illicit drug use treatment or alcohol use treatment in the past year (NDMORTXYR=1), and reported feeling a need for ADDITIONAL treatment for the use (or misuse for prescription drugs) of one or more illicit drugs in the past year (i.e., marijuana, cocaine, heroin, hallucinogens, inhalants, methamphetamine, pain relievers, tranquilizers, stimulants, or sedatives) (NDMORTXXX=1), or some other drug (NDMORTOTH=1).

(NDMORTCOC, NDMORTHAL, NDMORTHER, NDMORTINH, NDMORTMRJ, NDMORTMTH, NDMORTOTH, NDMORTPNR, NDMORTSED, NDMORTSTM, NDMORTTRQ, NDMORTXYR, NDTXYRADG, NDTXYRCCOC, NDTXYRHAL, NDTXYRHER, NDTXYRINH, NDTXYRMRJ, NDTXYRMTH, NDTXYROTH, NDTXYRPNR, NDTXYRSED, NDTXYRSTM, NDTXYRTRQ)

NDFLTIXILL Len : 1 RC-FELT NEED FOR TRT FOR ILLICIT DRUG USE - PST YR

	Freq	Pct
1 = Yes (See comment above)	88	0.27
2 = No/Unknown (Otherwise).....	32805	99.73

(NDMORTXYR, NDTXYRADG)

NDFLTIXILAL Len : 1 RC-FELT NEED FOR TRT FOR ILL DRG OR ALC USE - PST YR

	Freq	Pct
1 = Yes (NDTXYRADG=1,11,13 or NDMORTXYR=1).....	151	0.46
2 = No/Unknown (Otherwise).....	32742	99.54

RECODED DRUG TREATMENT

NOTE: The following three variables pertain to respondents feeling a need and making an effort to obtain treatment in the past year.

A respondent was classified as feeling a need for substance use treatment and making an effort to get substance use treatment in the past year, NDTXEFXXXX=1, if they felt a need for treatment for their substance use (NDFLTXXXX=1) and if they reported making an effort to get treatment (NDTXEFFRT=1,11) or reported making an effort to get ADDITIONAL treatment (NDMREFFRT=1). A respondent was classified as feeling a need for and NOT making an effort to get substance use treatment in the past year, NDTXEFTXXX=2, if they felt a need for treatment for their substance use (NDFLTXXXX=1) and if they made no effort/had unknown effort to get treatment (NDTXEFFRT=2, 12, 94, 97, 98) and made no effort/had unknown effort to get ADDITIONAL treatment (NDMREFFRT=2, 94, 97, 98).

(NDFLTALC, NDMREFFRT, NDTXEFFRT)

NDTXEFTALC Len : 1 RC-FELT NEED/MADE EFFORT FOR TRT FOR ALCOHOL USE - PST YR

	Freq	Pct
1 = Felt Need and Made Effort (See comment above).....	26	0.08
2 = Felt Need and Made No/Unk Effort (See comment above).....	57	0.17
3 = Felt No/Unk Need for Alc Trt (NDFLTALC=2).....	32810	99.75

(NDFLTILL, NDMREFFRT, NDTXEFFRT)

NDTXEFTILL Len : 1 RC-FELT NEED/MADE EFFORT FOR TRT FOR ILL DRG USE - PST YR

	Freq	Pct
1 = Felt Need & Made Effort (See comment above NDTXEFTALC).....	28	0.09
2 = Felt Need & Made No/Unk Effort (See comment above NDTXEFTALC).....	60	0.18
3 = Felt No/Unk Need for Ill Drg Trt (NDFLTILL=2).....	32805	99.73

(NDFLTILAL, NDMREFFRT, NDTXEFFRT)

NDTXEFILAL Len : 1 RC-FLT NEED/MADE EFFORT FOR TRT FOR ILL DRG/ALC USE - PST YR

	Freq	Pct
1 = Felt Need & Made Effort (See comment above NDTXEFTALC).....	44	0.13
2 = Felt Need & Made No/Unk Effort (See comment above NDTXEFTALC).....	107	0.33
3 = Felt No/Unk Need for Ill Drg/Alc Trt (NDFLTILAL=2).....	32742	99.54

NOTE: The following six recoded variables define if a respondent needed treatment in the past year but did not receive treatment at a specialty facility (treatment gap). TXYRNOSPAL, TXYRNOSPIL, and TXYNSPILAL are based on DSM-IV dependence or abuse criteria. NOSPT5YRAL, NOSPT5YRIL, and NSPT5YRILAL are based on DSM-5 use disorder criteria; recodes based on DSM-5 use disorder criteria were used starting with the 2020 Detailed Tables. Specific information about the DSM-IV dependence or abuse criteria and the DSM-5 use disorder criteria used in these recodes can be found in the Nicotine Dependence and Substance Use Disorder Appendix.

The following variables, TXYRNOSPAL and NOSPT5YRAL, are defined as needing alcohol treatment in the past year, but not receiving alcohol treatment at a specialty facility. This treatment measure is referred to as a treatment gap.

(TXYRNDALC, TXYRSPALC)

TXYRNOSPAL Len : 1 RC-NEED TRT FOR ALC USE, NOT RCVD TRT SPEC FAC-PST YR-DSM-IV

	Freq	Pct
0 = No/Unknown (Otherwise).....	30959	94.12
1 = Yes (TXYRNDALC=1 and TXYRSPALC=0).....	1934	5.88

(TXND5YRALC, TXYRSPALC)

NOSPT5YRAL Len : 1 RC-NEED TRT FOR ALC USE, NOT RCVD TRT SPEC FAC-PST YR-DSM-5

	Freq	Pct
0 = No/Unknown (Otherwise).....	29277	89.01
1 = Yes (TXND5YRALC=1 and TXYRSPALC=0).....	3616	10.99

The following variables, TXYRNOSPIL and NOSPT5YRIL, are defined as needing illicit drug treatment in the past year, but not receiving illicit drug treatment at a specialty facility. This treatment measure is referred to as a treatment gap.

(TXYRNDILL, TXYRSPILL)

TXYRNOSPIL Len : 1 RC-NEED TRT FOR ILL DRG USE, NOT RCVD TRT SPC FAC-PY-DSM-IV

	Freq	Pct
0 = No/Unknown (Otherwise).....	31735	96.48
1 = Yes (TXYRNDILL=1 and TXYRSPILL=0).....	1158	3.52

RECODED DRUG TREATMENT

(TXND5YRILL, TXYRSPILL)

NOSPT5YRIL Len : 1 RC-NEED TRT FOR ILL DRG USE, NOT RCVD TRT SPC FAC-PY-DSM-5

	Freq	Pct
0 = No/Unknown (Otherwise).....	30417	92.47
1 = Yes (TXND5YRILL=1 and TXYRSPILL=0).....	2476	7.53

The following variables, TXYNSPILAL and NSPT5YRILAL, are defined as needing illicit drug or alcohol treatment in the past year, but not receiving illicit drug or alcohol treatment at a specialty facility. This treatment measure is referred to as a treatment gap.

(TXYRNDILAL, TXYRSPILAL)

TXYNSPILAL Len : 1 RC-NEED TRT FOR SUB USE, NOT RCVD TRT SPC FAC-PST YR-DSM-IV

	Freq	Pct
0 = No/Unknown (Otherwise).....	30176	91.74
1 = Yes (TXYRNDILAL=1 and TXYRSPILAL=0).....	2717	8.26

(TXND5YRILAL, TXYRSPILAL)

NSPT5YRILAL Len : 1 RC-NEED TRT FOR SUB USE, NOT RCVD TRT SPC FAC - PST YR-DSM-5

	Freq	Pct
0 = No/Unknown (Otherwise).....	27762	84.40
1 = Yes (TXND5YRILAL=1 and TXYRSPILAL=0).....	5131	15.60

NOTE: The following 15 recoded variables contain respondent information about reasons for not receiving substance treatment in the past year or not receiving additional substance treatment in the past year.

(NDFLTXILAL, NDMRNOCOV, NDTXNOCOV)

NDTRNNOCOV Len : 1 RC-FLT ND NO TRT/ADDL TRT PST YR B/C COULDNT AFFORD/NO INSUR

	Freq	Pct
. = Felt No Need for Drg/Alc Trt Pst Yr (NDFLTXILAL=2)	32742	99.54
0 = No/Unknown (Otherwise).....	112	0.34
1 = Yes (NDFLTXILAL=1 & (NDTXNOCOV or NDMRNOCOV=1,3,11,13)).....	39	0.12

(NDFLTXILAL, NDMRNOPY, NDTXNOTPY)

NDTRNNOPY Len : 1 RC-FLT ND NO TRT/ADDL TRT PST YR B/C INS DIDNT COVR TRT/COST

	Freq	Pct
. = Felt No Need for Drg/Alc Trt Pst Yr (NDFLTXILAL=2)	32742	99.54
0 = No/Unknown (Otherwise).....	136	0.41
1 = Yes (NDFLTXILAL=1 & (NDTXNOTPY or NDMRNOPY=1,3,11,13)).....	15	0.05

(NDFLTXILAL, NDMRTSPHR, NDTXTSPHR)

NDTRNTSPHR Len : 1 RC-FLT ND NO TRT/ADDL TRT PST YR B/C NO TRANSPORTATION

	Freq	Pct
. = Felt No Need for Drg/Alc Trt Pst Yr (NDFLTXILAL=2)	32742	99.54
0 = No/Unknown (Otherwise).....	138	0.42
1 = Yes (NDFLTXILAL=1 & (NDTXTSPHR or NDMRTSPHR=1,3,11,13)).....	13	0.04

(NDFLTXILAL, NDMRWANTD, NDTXWANTD)

NDTRNWANTD Len : 1 RC-FLT ND NO TRT/ADDL TRT PST YR B/C TRT WNTD NOT OFERD

	Freq	Pct
. = Felt No Need for Drg/Alc Trt Pst Yr (NDFLTXILAL=2)	32742	99.54
0 = No/Unknown (Otherwise).....	130	0.40
1 = Yes (NDFLTXILAL=1 & (NDTXWANTD or NDMRWANTD=1,3,11,13)).....	21	0.06

(NDFLTXILAL, NDMRNSTOP, NDTXNSTOP)

NDTRNNSTOP Len : 1 RC-FLT ND NO TRT/ADDL TRT PST YR B/C NOT READY TO STOP USE

	Freq	Pct
. = Felt No Need for Drg/Alc Trt Pst Yr (NDFLTXILAL=2)	32742	99.54
0 = No/Unknown (Otherwise).....	83	0.25
1 = Yes (NDFLTXILAL=1 & (NDTXNSTOP or NDMRNSTOP=1,3,11,13)).....	68	0.21

RECODED DRUG TREATMENT

(NDFLTXILAL, NDMRPFULL, NDTXPFULL)

NDTRNPFULL Len : 1 RC-FLT ND NO TRT/ADDL TRT PST YR B/C NO OPENINGS IN PROGRAM

	Freq	Pct
. = Felt No Need for Drg/Alc Trt Pst Yr (NDFLTXILAL=2)	32742	99.54
0 = No/Unknown (Otherwise).....	146	0.44
1 = Yes (NDFLTXILAL=1 & (NDTXPFULL or NDMRPFULL=1,3,11,13)).....	5	0.02

(NDFLTXILAL, NDMRDKWHR, NDTXDKWHR)

NDTRNDKWHR Len : 1 RC-FLT ND NO TRT/ADDL TRT PST YR B/C DIDNT KNOW WHERE TO GO

	Freq	Pct
. = Felt No Need for Drg/Alc Trt Pst Yr (NDFLTXILAL=2)	32742	99.54
0 = No/Unknown (Otherwise).....	124	0.38
1 = Yes (NDFLTXILAL=1 & (NDTXDKWHR or NDMRDKWHR=1,3,11,13)).....	27	0.08

(NDFLTXILAL, NDMRNBRNG, NDTXNBRNG)

NDTRNNBRNG Len : 1 RC-FLT ND NO TRT/ADDL TRT PST YR B/C NBR HAVE NEG OPIN

	Freq	Pct
. = Felt No Need for Drg/Alc Trt Pst Yr (NDFLTXILAL=2)	32742	99.54
0 = No/Unknown (Otherwise).....	126	0.38
1 = Yes (NDFLTXILAL=1 & (NDTXNBRNG or NDMRNBRNG=1,3,11,13)).....	25	0.08

(NDFLTXILAL, NDMRJOBNG, NDTXJOBNG)

NDTRNJOBNG Len : 1 RC-FLT ND NO TRT/ADDL TRT PST YR B/C HAVE NEG EFFECT ON JOB

	Freq	Pct
. = Felt No Need for Drg/Alc Trt Pst Yr (NDFLTXILAL=2)	32742	99.54
0 = No/Unknown (Otherwise).....	131	0.40
1 = Yes (NDFLTXILAL=1 & (NDTXJOBNG or NDMRJOBNG=1,3,11,13)).....	20	0.06

(NDFLTXILAL, NDMRNONED, NDTXNONED)

NDTRNNONED Len : 1 RC-FLT ND NO TRT/ADDL TRT PST YR B/C DIDNT FEEL NEED FOR TRT

	Freq	Pct
. = Felt No Need for Drg/Alc Trt Pst Yr (NDFLTXILAL=2)	32742	99.54
0 = No/Unknown (Otherwise).....	135	0.41
1 = Yes (NDFLTXILAL=1 & (NDTXNONED or NDMRNONED=1,3,11,13)).....	16	0.05

(NDFLTXILAL, NDMRHANDL, NDTXHANDL)

NDTRNHANDL Len : 1 RC-FLT ND NO TRT/ADDL TRT PST YR B/C COULD HANDL PRB W/O TRT

	Freq	Pct
. = Felt No Need for Drg/Alc Trt Pst Yr (NDFLTXILAL=2)	32742	99.54
0 = No/Unknown (Otherwise).....	133	0.40
1 = Yes (NDFLTXILAL=1 & (NDTXHANDL or NDMRHANDL=1,3,11,13)).....	18	0.05

(NDFLTXILAL, NDMRNOHLP, NDTXNOHLP)

NDTRNNOHLP Len : 1 RC-FLT ND NO TRT/ADDL TRT PST YR B/C DIDNT THINK WOULD HELP

	Freq	Pct
. = Felt No Need for Drg/Alc Trt Pst Yr (NDFLTXILAL=2)	32742	99.54
0 = No/Unknown (Otherwise).....	145	0.44
1 = Yes (NDFLTXILAL=1 & (NDTXNOHLP or NDMRNOHLP=1,3,11,13)).....	6	0.02

(NDFLTXILAL, NDMRNTIME, NDTXNTIME)

NDTRNNTIME Len : 1 RC-FLT ND NO TRT/ADDL TRT PST YR B/C DIDNT HAVE TIME

	Freq	Pct
. = Felt No Need for Drg/Alc Trt Pst Yr (NDFLTXILAL=2)	32742	99.54
0 = No/Unknown (Otherwise).....	142	0.43
1 = Yes (NDFLTXILAL=1 & (NDTXNTIME or NDMRNTIME=1,3,11,13)).....	9	0.03

(NDFLTXILAL, NDMRFNDOU, NDTXFNDOU)

NDTRNFNDOU Len : 1 RC-FLT ND NO TRT/ADDL TRT PST YR B/C NOT WANT OTHRS FIND OUT

	Freq	Pct
. = Felt No Need for Drg/Alc Trt Pst Yr (NDFLTXILAL=2)	32742	99.54
0 = No/Unknown (Otherwise).....	140	0.43
1 = Yes (NDFLTXILAL=1 & (NDTXFNDOU or NDMRFNDOU=1,3,11,13)).....	11	0.03

RECODED DRUG TREATMENT

The following variable, NDTRNMIMPT, was assigned a positive response if a respondent felt a need for substance use treatment in the past year (NDFLTXILAL=1) and reported the reason for not receiving treatment or not receiving additional treatment as some other reason than the 14 reasons listed above (NDTXMIMPT or NDMRMIMPT=16-33, 35-69). A negative response was assigned if a respondent felt a need for substance use treatment in the past year (NDFLTXILAL=1) but did not meet the above criteria for some other reason (NDTXMIMPT or NDMRMIMPT not equal to 16-33, 35-69).

(NDFLTXILAL, NDMRMIMPT, NDTXMIMPT)

NDTRNMIMPT Len : 1 RC-FLT ND NO TRT/ADDL TRT PST YR B/C SOME OTHER REASON

	Freq	Pct
. = Felt No Need for Drg/Alc Trt Pst Yr (NDFLTXILAL=2)	32742	99.54
0 = No/Unknown (See comment above)	145	0.44
1 = Yes (See comment above)	6	0.02

HEALTH

HEALTH

The values in this section may be inconsistent with values for variables in other sections of the interview. Items in this section were edited when respondents legitimately skipped out of these items based on prior answers in earlier sections. Otherwise, variables in one section of the interview generally were not edited to make them consistent with variables in another section of the interview. This note applies to variables in this section marked by a¹.

The next questions are about your health and health care.

Are you currently pregnant?

(HLTH02)

PREGNANT

Len : 2 ARE YOU PREGNANT

	Freq	Pct
1 = Yes.....	421	1.28
2 = No.....	12619	38.36
94 = DON'T KNOW.....	18	0.05
97 = REFUSED.....	6	0.02
98 = BLANK (NO ANSWER).....	250	0.76
99 = LEGITIMATE SKIP.....	19579	59.52

NOTE: In the variable HTANSWER, reported preferences to answer in feet and inches or in inches only were combined into a single value. Reported preferences to answer in meters and centimeters or in centimeters only were combined into a single value.

This question asks about your height.

To answer in feet and inches, press 1. To answer in meters and centimeters, press 2. To answer in inches only, press 3. To answer in centimeters only, press 4. Then press [ENTER] to continue.

(HLTH04)

HTANSWER¹

Len : 2 PREFERRED WAY TO REPORT HEIGHT

	Freq	Pct
1 = Feet/inches or inches only.....	31106	94.57
2 = Meters/cm or cm only.....	852	2.59
85 = BAD DATA Logically assigned.....	5	0.02
94 = DON'T KNOW.....	216	0.66
97 = REFUSED.....	154	0.47
98 = BLANK (NO ANSWER).....	560	1.70

NOTE: HTINCHE2 was recoded to inches from reports of heights in feet and inches, meters and centimeters, or centimeters only. Heights in meters and centimeters first were converted to centimeters. For respondents who chose to report their height in metric units, a conversion factor was applied of 0.393701 inches to 1 centimeter to produce a height in inches. HTINCHE2 was then rounded to the nearest integer and top coded at 75 inches and bottom coded at 55 inches.

About how tall are you, without shoes? First, please type in the number of feet, then press [ENTER].

Please type in the number of inches and then press [ENTER].

About how tall are you, without shoes? First, please type in the number of meters, then press [ENTER].

Please type in the number of centimeters and then press [ENTER].

(HLTH05, HLTH06A, HLTH06B, HLTH07, HLTH08A, HLTH08B)

HTINCHE2¹

Len : 3 HEIGHT IN INCHES WITHOUT SHOES - RECODE

	Freq	Pct
RANGE = 55 - 75.....	31592	96.04
985 = BAD DATA Logically assigned.....	92	0.28
994 = DON'T KNOW.....	443	1.35
997 = REFUSED.....	200	0.61
998 = BLANK (NO ANSWER).....	566	1.72

HEALTH

The next question asks about your weight.

To answer in pounds, press 1. To answer in kilograms, press 2. Then press [ENTER] to continue.

(HLTH09)

WTANSWER¹

Len : 2 PREFERRED WAY TO REPORT WEIGHT

	Freq	Pct
1 = Pounds	31189	94.82
2 = Kilograms	663	2.02
85 = BAD DATA Logically assigned	5	0.02
94 = DON'T KNOW	206	0.63
97 = REFUSED	256	0.78
98 = BLANK (NO ANSWER)	574	1.75

NOTE: WTPOUND2 was recoded to pounds from reports of weights in kilograms. For respondents who chose to report their weight in kilograms, a conversion factor was applied of 2.20462 pounds to 1 kilogram to produce a weight in pounds. Females aged 12 to 44 who were currently pregnant were asked to report their weight before they got pregnant. WTPOUND2 was then rounded to the nearest integer and top coded at 295 pounds and bottom coded at 75 pounds.

About how much do you weigh? Please type in the number of pounds and then press [ENTER].

About how much do you weigh? Please type in the number of kilograms and then press [ENTER].

About how much did you weigh before you got pregnant? Please type in the number of pounds and then press [ENTER].

About how much did you weigh before you got pregnant? Please type in the number of kilograms and then press [ENTER].

(HLTH10, HLTH12, HLTH13, HLTH14)

WTPOUND2¹

Len : 3 WEIGHT IN POUNDS - RECODE

	Freq	Pct
RANGE = 75 - 295	31498	95.76
9985 = BAD DATA Logically assigned	92	0.28
9994 = DON'T KNOW	392	1.19
9997 = REFUSED	340	1.03
9998 = BLANK (NO ANSWER)	571	1.74

During the past 12 months, that is since DATEFILL, how many different times have you been treated in an emergency room for any reason?

(HLTH16)

NMERTMT2

Len : 3 # OF TIMES BEEN TREATED IN EMER ROOM PAST 12 MOS

	Freq	Pct
RANGE = 0 - 30	31759	96.55
31 = 31 or more	10	0.03
994 = DON'T KNOW	401	1.22
997 = REFUSED	145	0.44
998 = BLANK (NO ANSWER)	578	1.76

During the past 12 months, have you stayed overnight or longer as an inpatient in a hospital?

(HLTH17)

INHOSPYR

Len : 2 STAYED OVERNIGHT AS INPNT IN HOSP PAST 12 MOS

	Freq	Pct
1 = Yes	2179	6.62
2 = No	30015	91.25
85 = BAD DATA Logically assigned	5	0.02
94 = DON'T KNOW	64	0.19
97 = REFUSED	49	0.15
98 = BLANK (NO ANSWER)	581	1.77

HEALTH

During the past 12 months, how many nights were you an inpatient in a hospital?

(HLTH18)

NMNGTHS2

Len : 3 # NIGHTS STAYED IN HOSPITAL OVERNIGHT OR LONGER

	Freq	Pct
RANGE = 1 - 30	2125	6.46
31 = 31 or more.....	30	0.09
994 = DON'T KNOW	20	0.06
997 = REFUSED	53	0.16
998 = BLANK (NO ANSWER).....	650	1.98
999 = LEGITIMATE SKIP.....	30015	91.25

During the past 12 months, how many times have you visited a doctor, nurse, physician assistant or nurse practitioner about your own health at a doctor's office, a clinic, or some other place?

(HLTH19)

NMVSOPT2

Len : 3 # OUTPATIENT VISITS PAST 12 MOS - RECODE

	Freq	Pct
RANGE = 0 - 15	30535	92.83
16 = 16 - 20 times	364	1.11
17 = 21 - 25 times	150	0.46
18 = 26 - 30 times	128	0.39
19 = 31+ times	186	0.57
985 = BAD DATA Logically assigned	5	0.02
994 = DON'T KNOW	818	2.49
997 = REFUSED	121	0.37
998 = BLANK (NO ANSWER).....	586	1.78

What is your best guess of how many times you have visited a doctor, nurse, physician assistant or nurse practitioner about your own health at a doctor's office, a clinic, or some other place in the past 12 months?

(HLTH19DK)

NMVSOST

Len : 2 # TIMES VISITED DR ABOUT OWN HEALTH PST YR

	Freq	Pct
0 = I have not visited a Dr in the past 12 mos	92	0.28
1 = 1 time.....	70	0.21
2 = 2-3 times.....	189	0.57
3 = 4-5 times.....	120	0.36
4 = 6-7 times.....	65	0.20
5 = 8-9 times.....	52	0.16
6 = 10-12 times.....	41	0.12
7 = 13-15 times.....	15	0.05
8 = 16 or more times.....	60	0.18
94 = DON'T KNOW	171	0.52
97 = REFUSED	64	0.19
98 = BLANK (NO ANSWER)	591	1.80
99 = LEGITIMATE SKIP.....	31363	95.35

During the past 12 months, did any doctor or other health care professional ask, either in person or on a form, if you:

a. Smoke cigarettes or use any other tobacco products?

(HLTH20A)

HPUSETOB

Len : 2 HEALTH PROF ASKED PST 12 MOS: TOBACCO USE

	Freq	Pct
1 = Yes.....	19048	57.91
2 = No.....	6599	20.06
85 = BAD DATA Logically assigned	5	0.02
94 = DON'T KNOW	262	0.80
97 = REFUSED	14	0.04
98 = BLANK (NO ANSWER)	890	2.71
99 = LEGITIMATE SKIP.....	6075	18.47

HEALTH

b. Drink alcohol?

(HLTH20B)
HPUSEALC

Len : 2 HEALTH PROF ASKED PST 12 MOS: ALCOHOL USE

	Freq	Pct
1 = Yes.....	18807	57.18
2 = No.....	6850	20.83
85 = BAD DATA Logically assigned.....	5	0.02
94 = DON'T KNOW.....	247	0.75
97 = REFUSED.....	18	0.05
98 = BLANK (NO ANSWER).....	891	2.71
99 = LEGITIMATE SKIP.....	6075	18.47

c. Use marijuana or other illegal drugs?

(HLTH20C)
HPUSEDRC

Len : 2 HEALTH PROF ASKED PST 12 MOS: DRUG USE

	Freq	Pct
1 = Yes.....	15144	46.04
2 = No.....	10405	31.63
85 = BAD DATA Logically assigned.....	5	0.02
94 = DON'T KNOW.....	357	1.09
97 = REFUSED.....	16	0.05
98 = BLANK (NO ANSWER).....	891	2.71
99 = LEGITIMATE SKIP.....	6075	18.47

NOTE: If respondents reported that they last smoked cigarettes, used smokeless tobacco, or smoked cigars more than 12 months prior to their interview date and they did not smoke pipe tobacco in the past 30 days (or never smoked pipe tobacco), codes of 93 in HPQTT0B indicate that these respondents had not used tobacco products in the past 12 months. Respondents who smoked tobacco in a pipe in their lifetime were asked whether they did so in the past 30 days but they were not asked whether they smoked tobacco in a pipe more than 30 days ago but within the past 12 months. If respondents reported never using tobacco products or not using them in the past 12 months (including not smoking tobacco in a pipe in the past 30 days) and also that they did not have any health care visits in the past 12 months (emergency room visits, overnight hospitalizations, or outpatient visits, or telehealth encounters), indication that these respondents had not used tobacco products in the past 12 months or in their lifetime (as indicated by codes of 91 or 93) took precedence over assignment of codes to indicate that these respondents did not have any health care visits in the past 12 months. Codes of 99 in HPQTT0B applied to respondents who used tobacco products in the past 12 months or whose status as a tobacco user in the past 12 months was unknown but who did not have any health care visits in the past 12 months.

During the past 12 months, did any doctor or other health care professional advise you to quit smoking cigarettes or quit using any other tobacco products?

(HLTH21)
HPQTT0B

Len : 2 HEALTH PROF ADVISED YOU TO QUIT TOBACCO USE

	Freq	Pct
1 = Yes.....	2348	7.14
2 = No.....	2961	9.00
85 = BAD DATA Logically assigned.....	2	0.01
91 = NEVER USED TOBACCO PRODUCTS.....	16224	49.32
93 = DID NOT USE TOBACCO IN PAST 12 MOS (See note).....	9326	28.35
94 = DON'T KNOW.....	20	0.06
97 = REFUSED.....	2	0.01
98 = BLANK (NO ANSWER).....	357	1.09
99 = LEGITIMATE SKIP (No health care visits pst 12 mos).....	1653	5.03

HEALTH

NOTE: In HPALCAMT, HPALCFRQ, HPALCPRB, HPALCCUT, HPALCTX, and HPALCNOT, if respondents reported never using alcohol or not using it in the past 12 months and also that they did not have any health care visits in the past 12 months (emergency room visits, overnight hospitalizations, outpatient visits, or telehealth encounters), indication that respondents never used alcohol or did not use it in the past 12 months (as indicated by codes of 91 or 93) took precedence over assignment of codes to indicate that these respondents did not have any health care visits in the past 12 months. Codes of 99 in these variables applied to respondents who used alcohol in the past 12 months or whose status as a past year alcohol user was unknown but who did not have any health care visits in the past 12 months.

Please think about all of the talks you have had with a doctor or other health care professional during the past 12 months when you answer this question. Choose the statement or statements below that describe any discussions you may have had in person with a doctor or other health professional about your alcohol use.

Please think about [VISITFILL] during the past 12 months when you answer this question. Choose the statement or statements below that describe any discussion you may have had in person with a doctor or other health professional about your alcohol use.

To select more than one statement, press the space bar between each number you type. When you have finished, press [ENTER].

(HLTH221)
HPALCAMT

Len : 2 DOCTOR ASKED HOW MUCH YOU DRINK

	Freq	Pct
1 = Yes.....	7885	23.97
2 = No (Not entered).....	1994	6.06
85 = BAD DATA Logically assigned.....	1	0.00
91 = NEVER USED ALCOHOL.....	8373	25.46
93 = DID NOT USE ALCOHOL IN THE PAST 12 MONTHS.....	3605	10.96
94 = DON'T KNOW.....	209	0.64
97 = REFUSED.....	66	0.20
98 = BLANK (NO ANSWER).....	604	1.84
99 = LEGITIMATE SKIP.....	10156	30.88

(HLTH222)
HPALCFRQ

Len : 2 DOCTOR ASKED HOW OFTEN YOU DRINK

	Freq	Pct
1 = Yes.....	7961	24.20
2 = No (Not entered).....	1918	5.83
85 = BAD DATA Logically assigned.....	2	0.01
91 = NEVER USED ALCOHOL.....	8373	25.46
93 = DID NOT USE ALCOHOL IN THE PAST 12 MONTHS.....	3605	10.96
94 = DON'T KNOW.....	209	0.64
97 = REFUSED.....	66	0.20
98 = BLANK (NO ANSWER).....	603	1.83
99 = LEGITIMATE SKIP.....	10156	30.88

(HLTH223)
HPALCPRB

Len : 2 DOCTOR ASKED IF ANY DRINKING PROBS

	Freq	Pct
1 = Yes.....	1889	5.74
2 = No (Not entered).....	7990	24.29
91 = NEVER USED ALCOHOL.....	8373	25.46
93 = DID NOT USE ALCOHOL IN THE PAST 12 MONTHS.....	3605	10.96
94 = DON'T KNOW.....	209	0.64
97 = REFUSED.....	66	0.20
98 = BLANK (NO ANSWER).....	605	1.84
99 = LEGITIMATE SKIP.....	10156	30.88

(HLTH224)
HPALCCUT

Len : 2 DOCTOR ADVISED YOU TO CUT DOWN ON DRINKING

	Freq	Pct
1 = Yes.....	560	1.70
2 = No (Not entered).....	9319	28.33
91 = NEVER USED ALCOHOL.....	8373	25.46
93 = DID NOT USE ALCOHOL IN THE PAST 12 MONTHS.....	3605	10.96
94 = DON'T KNOW.....	209	0.64
97 = REFUSED.....	66	0.20
98 = BLANK (NO ANSWER).....	605	1.84
99 = LEGITIMATE SKIP.....	10156	30.88

HEALTH

(HLTH225)
HPALCTX

Len : 2 DOCTOR OFFERED INFO ABOUT ALCOHOL TREATMT

	Freq	Pct
1 = Yes.....	366	1.11
2 = No (Not entered).....	9513	28.92
91 = NEVER USED ALCOHOL.....	8373	25.46
93 = DID NOT USE ALCOHOL IN THE PAST 12 MONTHS.....	3605	10.96
94 = DON'T KNOW.....	209	0.64
97 = REFUSED.....	66	0.20
98 = BLANK (NO ANSWER).....	605	1.84
99 = LEGITIMATE SKIP.....	10156	30.88

(HLTH226)
HPALCNOT

Len : 2 DOCTOR DIDNT DISCUSS MY ALCOHOL USE WITH ME

	Freq	Pct
91 = NEVER USED ALCOHOL.....	8373	25.46
93 = DID NOT USE ALCOHOL IN THE PAST 12 MONTHS.....	3605	10.96
94 = DON'T KNOW.....	209	0.64
95 = DR DIDNT DISCUSS ALC USE PST 12 MOS.....	6433	19.56
97 = REFUSED.....	66	0.20
98 = BLANK (NO ANSWER).....	605	1.84
99 = LEGITIMATE SKIP.....	13602	41.35

NOTE: In HPDRGTALK, if respondents reported never using marijuana, cocaine (including crack), heroin, hallucinogens, inhalants, or methamphetamine or not using these substances in the past 12 months and also that they did not have any health care visits in the past 12 months (emergency room visits, overnight hospitalizations, outpatient visits, or telehealth encounters), indication that respondents never used these drugs or last used any of them more than 12 months ago (as indicated by codes of 91 or 93) took precedence over assignment of codes to indicate that these respondents did not have any health care visits in the past 12 months. Codes of 99 in HPDRGTALK applied to respondents who used any of these drugs in the past 12 months or whose status as a past year user was unknown but who did not have any health care visits in the past 12 months.

During the past 12 months, did any doctor or other health care professional talk to you about your use of [MARIJUANA/COCAINE/CRACK/HEROIN/INHALANTS/HALLUCINOGENS/METHAMPHETAMINE]?

(HLTH23)
HPDRGTALK

Len : 2 HEALTH PROF DISCUSSED MY DRUG USE WITH ME

	Freq	Pct
1 = Yes.....	1523	4.63
2 = No.....	4077	12.39
85 = BAD DATA Logically assigned.....	3	0.01
91 = NEVER USED MJ/COC/HER/HALL/INH/METH.....	16944	51.51
93 = DID NOT USE MJ/COC/HER/HALL/INH/METH IN PST 12 MOS.....	8356	25.40
94 = DON'T KNOW.....	14	0.04
97 = REFUSED.....	9	0.03
98 = BLANK (NO ANSWER).....	537	1.63
99 = LEGITIMATE SKIP.....	1430	4.35

These next questions are about certain medical conditions.

During the past 12 months, did you have a sexually transmitted disease such as chlamydia, gonorrhea, herpes or syphilis?

(HLTH24)
STDANYR¹

Len : 2 HAD SEXUALLY TRANSMITTED DISEASE PST 12 MOS

	Freq	Pct
1 = Yes.....	617	1.88
2 = No.....	31532	95.86
85 = BAD DATA Logically assigned.....	5	0.02
94 = DON'T KNOW.....	67	0.20
97 = REFUSED.....	51	0.16
98 = BLANK (NO ANSWER).....	621	1.89

HEALTH

Below is a list of health conditions that you may have had during your lifetime.

Please read the list and type in the numbers of all of the conditions that a doctor or other health care professional has ever told you that you had.

To select more than one condition, press the space bar between each number you type. When you have finished, press [ENTER].

(HLTH2501)
HRTCONDEV¹

Len : 2 EVER TOLD HAD HEART CONDITION

	Freq	Pct
1 = Yes.....	1977	6.01
2 = No (not entered).....	7950	24.17
85 = BAD DATA Logically assigned.....	10	0.03
94 = DON'T KNOW.....	200	0.61
97 = REFUSED.....	121	0.37
98 = BLANK (NO ANSWER).....	641	1.95
99 = LEGITIMATE SKIP.....	21994	66.87

(HLTH2502)
DIABTEVR¹

Len : 2 EVER TOLD HAD DIABETES/SUGAR DIABETES

	Freq	Pct
1 = Yes.....	1848	5.62
2 = No (not entered).....	8079	24.56
85 = BAD DATA Logically assigned.....	13	0.04
94 = DON'T KNOW.....	200	0.61
97 = REFUSED.....	121	0.37
98 = BLANK (NO ANSWER).....	638	1.94
99 = LEGITIMATE SKIP.....	21994	66.87

(HLTH2503)
COPDEVR¹

Len : 2 EVER TOLD HAD CHRONIC BRONCHITIS OR COPD

	Freq	Pct
1 = Yes.....	657	2.00
2 = No (not entered).....	9270	28.18
85 = BAD DATA Logically assigned.....	9	0.03
94 = DON'T KNOW.....	200	0.61
97 = REFUSED.....	121	0.37
98 = BLANK (NO ANSWER).....	642	1.95
99 = LEGITIMATE SKIP.....	21994	66.87

(HLTH2504)
CIRROSEVR¹

Len : 2 EVER TOLD HAD CIRRHOSIS OF THE LIVER

	Freq	Pct
1 = Yes.....	41	0.12
2 = No (not entered).....	9886	30.06
85 = BAD DATA Logically assigned.....	9	0.03
94 = DON'T KNOW.....	200	0.61
97 = REFUSED.....	121	0.37
98 = BLANK (NO ANSWER).....	642	1.95
99 = LEGITIMATE SKIP.....	21994	66.87

(HLTH2505)
HEPBCEVR¹

Len : 2 EVER TOLD HAD HEPATITIS B OR C

	Freq	Pct
1 = Yes.....	234	0.71
2 = No (not entered).....	9693	29.47
85 = BAD DATA Logically assigned.....	9	0.03
94 = DON'T KNOW.....	200	0.61
97 = REFUSED.....	121	0.37
98 = BLANK (NO ANSWER).....	642	1.95
99 = LEGITIMATE SKIP.....	21994	66.87

HEALTH

(HLTH2506)
[KIDNYDSEV](#)¹

	Freq	Pct
Len : 2 EVER TOLD HAD KIDNEY DISEASE		
1 = Yes.....	378	1.15
2 = No (not entered).....	9549	29.03
85 = BAD DATA Logically assigned.....	9	0.03
94 = DON'T KNOW.....	200	0.61
97 = REFUSED.....	121	0.37
98 = BLANK (NO ANSWER).....	642	1.95
99 = LEGITIMATE SKIP.....	21994	66.87

(HLTH2507)
[ASTHMAEVR](#)¹

	Freq	Pct
Len : 2 EVER TOLD HAD ASTHMA		
1 = Yes.....	3934	11.96
2 = No (not entered).....	5993	18.22
85 = BAD DATA Logically assigned.....	9	0.03
94 = DON'T KNOW.....	200	0.61
97 = REFUSED.....	121	0.37
98 = BLANK (NO ANSWER).....	642	1.95
99 = LEGITIMATE SKIP.....	21994	66.87

(HLTH2508)
[HIVAIDSEV](#)¹

	Freq	Pct
Len : 2 EVER TOLD HAD HIV OR AIDS		
1 = Yes.....	41	0.12
2 = No (not entered).....	9886	30.06
85 = BAD DATA Logically assigned.....	9	0.03
94 = DON'T KNOW.....	200	0.61
97 = REFUSED.....	121	0.37
98 = BLANK (NO ANSWER).....	642	1.95
99 = LEGITIMATE SKIP.....	21994	66.87

(HLTH2509)
[CANCEREVR](#)¹

	Freq	Pct
Len : 2 EVER TOLD HAD CANCER		
1 = Yes.....	1171	3.56
2 = No (not entered).....	8756	26.62
85 = BAD DATA Logically assigned.....	9	0.03
94 = DON'T KNOW.....	200	0.61
97 = REFUSED.....	121	0.37
98 = BLANK (NO ANSWER).....	642	1.95
99 = LEGITIMATE SKIP.....	21994	66.87

(HLTH2510)
[HIGHBPEVR](#)¹

	Freq	Pct
Len : 2 EVER TOLD HAD HIGH BLOOD PRESSURE		
1 = Yes.....	3850	11.70
2 = No (not entered).....	6077	18.48
85 = BAD DATA Logically assigned.....	9	0.03
94 = DON'T KNOW.....	200	0.61
97 = REFUSED.....	121	0.37
98 = BLANK (NO ANSWER).....	642	1.95
99 = LEGITIMATE SKIP.....	21994	66.87

(HLTH2511)
[NONABOVEV](#)¹

	Freq	Pct
Len : 2 NEVER HAD ANY OF THESE CONDITIONS		
2 = No (not entered).....	9927	30.18
85 = BAD DATA Logically assigned.....	8	0.02
94 = DON'T KNOW.....	200	0.61
95 = Response entered.....	21994	66.87
97 = REFUSED.....	121	0.37
98 = BLANK (NO ANSWER).....	643	1.95

HEALTH

What kind of cancer was it? Enter all that apply.

To select more than one category, press the space bar between the numbers. When you have finished, press [ENTER].

(HLTH2601)

CABLADDER¹ Len : 2 TYPE OF CANCER: BLADDER

	Freq	Pct
1 = Yes.....	40	0.12
2 = No (not entered).....	1089	3.31
85 = BAD DATA Logically assigned.....	45	0.14
94 = DON'T KNOW.....	5	0.02
98 = BLANK (NO ANSWER).....	964	2.93
99 = LEGITIMATE SKIP.....	30750	93.48

(HLTH2602, HLTH2612, HLTH2615)

CABLOLEULYM Len : 2 TYPE OF CANCER: BLOOD/LEUKEMIA/LYMPHOMA

	Freq	Pct
1 = Yes.....	90	0.27
2 = No (not entered).....	1039	3.16
85 = BAD DATA Logically assigned.....	44	0.13
94 = DON'T KNOW.....	5	0.02
98 = BLANK (NO ANSWER).....	965	2.93
99 = LEGITIMATE SKIP.....	30750	93.48

(HLTH2603, HLTH2604, HLTH2624, HLTH2630)

CAOTHER Len : 2 TYPE OF CANCER: OTHER

	Freq	Pct
1 = Yes.....	65	0.20
2 = No (not entered).....	1064	3.23
85 = BAD DATA Logically assigned.....	44	0.13
94 = DON'T KNOW.....	5	0.02
98 = BLANK (NO ANSWER).....	965	2.93
99 = LEGITIMATE SKIP.....	30750	93.48

(HLTH2605)

CABREAST¹ Len : 2 TYPE OF CANCER: BREAST

	Freq	Pct
1 = Yes.....	220	0.67
2 = No (not entered).....	909	2.76
85 = BAD DATA Logically assigned.....	44	0.13
94 = DON'T KNOW.....	5	0.02
98 = BLANK (NO ANSWER).....	965	2.93
99 = LEGITIMATE SKIP.....	30750	93.48

(HLTH2606)

CACERVIX¹ Len : 2 TYPE OF CANCER: CERVIX (FEMALES ONLY)

	Freq	Pct
1 = Yes.....	55	0.17
2 = No (not entered).....	573	1.74
85 = BAD DATA Logically assigned.....	29	0.09
94 = DON'T KNOW.....	3	0.01
98 = BLANK (NO ANSWER).....	965	2.93
99 = LEGITIMATE SKIP.....	31268	95.06

(HLTH2607, HLTH2621)

CACOLNRECT Len : 2 TYPE OF CANCER: COLON/RECTUM

	Freq	Pct
1 = Yes.....	53	0.16
2 = No (not entered).....	1076	3.27
85 = BAD DATA Logically assigned.....	44	0.13
94 = DON'T KNOW.....	5	0.02
98 = BLANK (NO ANSWER).....	965	2.93
99 = LEGITIMATE SKIP.....	30750	93.48

HEALTH

(HLTH2608, HLTH2625)

CAESOPSTOM

Len : 2 TYPE OF CANCER: ESOPHAGUS/STOMACH

	Freq	Pct
1 = Yes.....	7	0.02
2 = No (not entered).....	1122	3.41
85 = BAD DATA Logically assigned.....	44	0.13
94 = DON'T KNOW.....	5	0.02
98 = BLANK (NO ANSWER).....	965	2.93
99 = LEGITIMATE SKIP.....	30750	93.48

(HLTH2609, HLTH2613, HLTH2619)

CAGALLIVPAN

Len : 2 TYPE OF CANCER: GALLBLADDER/LIVER/PANCREAS

	Freq	Pct
1 = Yes.....	17	0.05
2 = No (not entered).....	1112	3.38
85 = BAD DATA Logically assigned.....	44	0.13
94 = DON'T KNOW.....	5	0.02
98 = BLANK (NO ANSWER).....	965	2.93
99 = LEGITIMATE SKIP.....	30750	93.48

(HLTH2610)

CAKIDNEY¹

Len : 2 TYPE OF CANCER: KIDNEY

	Freq	Pct
1 = Yes.....	30	0.09
2 = No (not entered).....	1099	3.34
85 = BAD DATA Logically assigned.....	44	0.13
94 = DON'T KNOW.....	5	0.02
98 = BLANK (NO ANSWER).....	965	2.93
99 = LEGITIMATE SKIP.....	30750	93.48

(HLTH2611, HLTH2614)

CALARYLUNG

Len : 2 TYPE OF CANCER: LARYNX/WINDPIPE/LUNG

	Freq	Pct
1 = Yes.....	38	0.12
2 = No (not entered).....	1091	3.32
85 = BAD DATA Logically assigned.....	44	0.13
94 = DON'T KNOW.....	5	0.02
98 = BLANK (NO ANSWER).....	965	2.93
99 = LEGITIMATE SKIP.....	30750	93.48

(HLTH2616)

CAMELANOM¹

Len : 2 TYPE OF CANCER: MELANOMA

	Freq	Pct
1 = Yes.....	115	0.35
2 = No (not entered).....	1014	3.08
85 = BAD DATA Logically assigned.....	44	0.13
94 = DON'T KNOW.....	5	0.02
98 = BLANK (NO ANSWER).....	965	2.93
99 = LEGITIMATE SKIP.....	30750	93.48

(HLTH2617, HLTH2627)

CAMOUTTHRO

Len : 2 TYPE OF CANCER: MOUTH/TONGUE/LIP/THROAT/PHARYNX

	Freq	Pct
1 = Yes.....	17	0.05
2 = No (not entered).....	1112	3.38
85 = BAD DATA Logically assigned.....	44	0.13
94 = DON'T KNOW.....	5	0.02
98 = BLANK (NO ANSWER).....	965	2.93
99 = LEGITIMATE SKIP.....	30750	93.48

HEALTH

(HLTH2618)
CAOVARY¹

Len : 2 TYPE OF CANCER: OVARY (FEMALES ONLY)		Freq	Pct
1 = Yes.....		19	0.06
2 = No (not entered).....		609	1.85
85 = BAD DATA Logically assigned.....		29	0.09
94 = DON'T KNOW.....		3	0.01
98 = BLANK (NO ANSWER).....		965	2.93
99 = LEGITIMATE SKIP.....		31268	95.06

(HLTH2620, HLTH2626)
CAPROSTEST

Len : 2 TYPE OF CANCER: PROSTATE/TESTIS (MALES ONLY)		Freq	Pct
1 = Yes.....		172	0.52
2 = No (not entered).....		329	1.00
85 = BAD DATA Logically assigned.....		15	0.05
94 = DON'T KNOW.....		2	0.01
98 = BLANK (NO ANSWER).....		963	2.93
99 = LEGITIMATE SKIP.....		31412	95.50

(HLTH2622)
CASKINOTH¹

Len : 2 TYPE OF CANCER: SKIN (NOT MELANOMA)		Freq	Pct
1 = Yes.....		207	0.63
2 = No (not entered).....		922	2.80
85 = BAD DATA Logically assigned.....		44	0.13
94 = DON'T KNOW.....		5	0.02
98 = BLANK (NO ANSWER).....		965	2.93
99 = LEGITIMATE SKIP.....		30750	93.48

(HLTH2623)
CASKINDK¹

Len : 2 TYPE OF CANCER: SKIN DON'T KNOW WHICH KIND		Freq	Pct
1 = Yes.....		79	0.24
2 = No (not entered).....		1050	3.19
85 = BAD DATA Logically assigned.....		44	0.13
94 = DON'T KNOW.....		5	0.02
98 = BLANK (NO ANSWER).....		965	2.93
99 = LEGITIMATE SKIP.....		30750	93.48

(HLTH2628)
CATHYROID¹

Len : 2 TYPE OF CANCER: THYROID		Freq	Pct
1 = Yes.....		72	0.22
2 = No (not entered).....		1057	3.21
85 = BAD DATA Logically assigned.....		44	0.13
94 = DON'T KNOW.....		5	0.02
98 = BLANK (NO ANSWER).....		965	2.93
99 = LEGITIMATE SKIP.....		30750	93.48

(HLTH2629)
CAUTERUS¹

Len : 2 TYPE OF CANCER: UTERUS (FEMALES ONLY)		Freq	Pct
1 = Yes.....		51	0.16
2 = No (not entered).....		577	1.75
85 = BAD DATA Logically assigned.....		29	0.09
94 = DON'T KNOW.....		3	0.01
98 = BLANK (NO ANSWER).....		965	2.93
99 = LEGITIMATE SKIP.....		31268	95.06

HEALTH

NOTE: The question corresponding to **CANCERYR** was skipped if respondents reported first being diagnosed with any form of cancer at their current age because it could be logically inferred that they had cancer in the past year.

Did you have cancer during the past 12 months?

(*HLTH29*)
CANCERYR¹

Len : 2	HAD ANY CANCER PAST 12 MONTHS		
		Freq	Pct
	1 = Yes.....	243	0.74
	2 = No.....	838	2.55
	5 = Yes LOGICALLY ASSIGNED from skip pattern.....	87	0.26
	85 = BAD DATA Logically assigned.....	9	0.03
	94 = DON'T KNOW.....	1	0.00
	98 = BLANK (NO ANSWER).....	965	2.93
	99 = LEGITIMATE SKIP.....	30750	93.48

NOTE: The variables **HRTCONDAG**, **DIABETEAG**, **COPDAGE**, **CIRROSAGE**, **HEPBAGE**, **KIDNYDSAG**, **ASTHMAAGE**, **HIVAIDSAG**, and **HIGHBPAGE** represent the ages when specific health conditions other than cancer were first diagnosed. Beginning in 2016, the questions instructed respondents to enter 1 if they were diagnosed before they were 1 year old. In 2016, however, respondents were still allowed to enter 0 for the age when they were first diagnosed. Beginning in 2017, a response of 0 is no longer allowed.

How old were you when your heart condition or heart disease was first diagnosed?

(*HLTH30*)
HRTCONDAG¹

Len : 3	AGE HEART CONDITION 1ST DIAGNOSED		
		Freq	Pct
	RANGE = 1 - 91.....	1931	5.87
	985 = BAD DATA Logically assigned.....	10	0.03
	994 = DON'T KNOW.....	37	0.11
	997 = REFUSED.....	6	0.02
	998 = BLANK (NO ANSWER).....	965	2.93
	999 = LEGITIMATE SKIP.....	29944	91.03

NOTE: The question corresponding to **HRTCONDYR** was skipped if respondents reported first being diagnosed with a heart condition at their current age because it could be logically inferred that they a heart condition in the past year.

Did you have any kind of heart condition or heart disease in the past 12 months?

(*HLTH31*)
HRTCONDYR¹

Len : 2	HAD HEART CONDITION PAST 12 MONTHS		
		Freq	Pct
	1 = Yes.....	988	3.00
	2 = No.....	878	2.67
	5 = Yes LOGICALLY ASSIGNED from skip pattern.....	95	0.29
	85 = BAD DATA Logically assigned.....	10	0.03
	94 = DON'T KNOW.....	12	0.04
	97 = REFUSED.....	1	0.00
	98 = BLANK (NO ANSWER).....	965	2.93
	99 = LEGITIMATE SKIP.....	29944	91.03

How old were you when your diabetes or sugar diabetes was first diagnosed?

(*HLTH32*)
DIABETEAG¹

Len : 3	AGE DIABETES 1ST DIAGNOSED		
		Freq	Pct
	RANGE = 1 - 90.....	1813	5.51
	985 = BAD DATA Logically assigned.....	13	0.04
	994 = DON'T KNOW.....	28	0.09
	997 = REFUSED.....	3	0.01
	998 = BLANK (NO ANSWER).....	963	2.93
	999 = LEGITIMATE SKIP.....	30073	91.43

HEALTH

How old were you when your chronic bronchitis, emphysema, or chronic obstructive pulmonary disease, also called COPD were first diagnosed?

(HLTH33)
COPDAGE¹

Len : 3	AGE COPD 1ST DIAGNOSED		
	RANGE = 1 - 97	Freq	Pct
	985 = BAD DATA Logically assigned	628	1.91
	994 = DON'T KNOW	9	0.03
	997 = REFUSED	23	0.07
	998 = BLANK (NO ANSWER).....	3	0.01
	999 = LEGITIMATE SKIP.....	966	2.94
		31264	95.05

How old were you when your cirrhosis of the liver was first diagnosed?

(HLTH34)
CIRROSAGE¹

Len : 3	AGE CIRRHOSIS 1ST DIAGNOSED		
	RANGE = 15 - 70	Freq	Pct
	985 = BAD DATA Logically assigned	40	0.12
	997 = REFUSED	9	0.03
	998 = BLANK (NO ANSWER).....	1	0.00
	999 = LEGITIMATE SKIP.....	963	2.93
		31880	96.92

How old were you when your hepatitis was first diagnosed?

(HLTH35)
HEPBCAGE¹

Len : 3	AGE HEPATITIS 1ST DIAGNOSED		
	RANGE = 1 - 71	Freq	Pct
	985 = BAD DATA Logically assigned	229	0.70
	994 = DON'T KNOW	9	0.03
	997 = REFUSED	4	0.01
	998 = BLANK (NO ANSWER).....	1	0.00
	999 = LEGITIMATE SKIP.....	963	2.93
		31687	96.33

How old were you when your kidney disease was first diagnosed?

(HLTH36)
KIDNYDSAG¹

Len : 3	AGE KIDNEY DISEASE 1ST DIAGNOSED		
	RANGE = 1 - 89	Freq	Pct
	985 = BAD DATA Logically assigned	364	1.11
	994 = DON'T KNOW	9	0.03
	997 = REFUSED	10	0.03
	998 = BLANK (NO ANSWER).....	2	0.01
	999 = LEGITIMATE SKIP.....	965	2.93
		31543	95.90

How old were you when your asthma was first diagnosed?

(HLTH37)
ASTHMAAGE¹

Len : 3	AGE ASTHMA 1ST DIAGNOSED		
	RANGE = 1 - 89	Freq	Pct
	985 = BAD DATA Logically assigned	3756	11.42
	994 = DON'T KNOW	9	0.03
	997 = REFUSED	172	0.52
	998 = BLANK (NO ANSWER).....	3	0.01
	999 = LEGITIMATE SKIP.....	966	2.94
		27987	85.08

HEALTH

Do you still have asthma?

(HLTH38)

ASTHMANOW¹ Len : 2 STILL HAVE ASTHMA

	Freq	Pct
1 = Yes.....	2611	7.94
2 = No.....	1289	3.92
85 = BAD DATA Logically assigned.....	9	0.03
94 = DON'T KNOW.....	30	0.09
97 = REFUSED.....	1	0.00
98 = BLANK (NO ANSWER).....	966	2.94
99 = LEGITIMATE SKIP.....	27987	85.08

How old were you when you found out you had HIV or AIDS?

(HLTH39)

HIVAIDSAG¹ Len : 3 AGE 1ST FOUND OUT HAD HIV/AIDS

	Freq	Pct
RANGE = 15 - 50.....	41	0.12
985 = BAD DATA Logically assigned.....	9	0.03
998 = BLANK (NO ANSWER).....	963	2.93
999 = LEGITIMATE SKIP.....	31880	96.92

Are you currently taking prescription medicine for your high blood pressure?

(HLTH40)

HIGHBPMED¹ Len : 2 TAKING MEDS FOR HIGH BLOOD PRESSURE

	Freq	Pct
1 = Yes.....	2970	9.03
2 = No.....	875	2.66
85 = BAD DATA Logically assigned.....	9	0.03
98 = BLANK (NO ANSWER).....	968	2.94
99 = LEGITIMATE SKIP.....	28071	85.34

How old were you when your high blood pressure was first diagnosed?

(HLTH41)

HIGHBPAGE¹ Len : 3 AGE WHEN HIGH BLOOD PRESSURE 1ST DIAGNOSED

	Freq	Pct
RANGE = 1 - 90.....	2892	8.79
985 = BAD DATA Logically assigned.....	9	0.03
994 = DON'T KNOW.....	75	0.23
997 = REFUSED.....	1	0.00
998 = BLANK (NO ANSWER).....	970	2.95
999 = LEGITIMATE SKIP.....	28946	88.00

RECODED HEALTH

RECODED HEALTH

NOTE: The variables in this section are recoded variables that were created from one or more of the edited variables from the preceding section.

NOTE: Certain source variables that were used to create recoded variables have valid values that might not have been reported or assigned for the current survey year. However, these values have been included in the general specifications in the codebook on how the recoded variables were created. See additional details about this issue in the Organization of the Data File section of this codebook introduction.

(PREGNANT)

PREG

Len : 1 RC-PREGNANT FEMALES AGED 12-44

	Freq	Pct
0 = Otherwise.....	32472	98.72
1 = Pregnant Females Aged 12-44 (PREGNANT=1)	421	1.28

(PREGNANT)

PREG2

Len : 1 RC-PREGNANCY STATUS OF FEMALES AGED 12-44

	Freq	Pct
. = Unknown (Otherwise).....	274	0.83
1 = Pregnant (PREGNANT=1).....	421	1.28
2 = Not Pregnant (PREGNANT=2)	12619	38.36
3 = Males/Females Not Aged 12-44 (PREGNANT=89,99).....	19579	59.52

(PREG)

TRIMEST

Len : 1 RC-CURRENT TRIMESTER OF PREGNANCY-FEMALES AGED 12-44

	Freq	Pct
. = Unknown	5	0.02
1 = 1st 3 Months of Pregnancy	131	0.40
2 = 2nd 3 Months of Pregnancy	151	0.46
3 = Last 3 Months of Pregnancy	134	0.41
4 = Males/Not Pregnant Females (PREG=0)	32472	98.72

BMI2 was created from the variables WTPOUND2 and HTINCHE2 according to the formula of 703 times WTPOUND2 divided by the square of HTINCHE2. BMI2 was set to a SAS missing value (unknown) if WTPOUND2 had a value of 9985, 9994, 9997, or 9998 or if HTINCHE2 had a value of 985, 994, 997, or 998.

(HTINCHE2, WTPOUND2)

BMI2

Len : 12 RC-BODY MASS INDEX (BMI)

	Freq	Pct
RANGE = 10.760204082 - 68.557024793.....	31202	94.86
. = Unknown (See comment above).....	1691	5.14

ADULT MENTAL HEALTH SERVICE UTILIZATION

ADULT MENTAL HEALTH SERVICE UTILIZATION

The values in this section may be inconsistent with values for variables in other sections of the interview. Items in this section were edited when respondents legitimately skipped out of these items based on prior answers in earlier sections. Otherwise, variables in one section of the interview generally were not edited to make them consistent with variables in another section of the interview. This note applies to variables in this section marked by a¹.

NOTE: This variable incorporates the value from a probe question that was asked when the respondent answered REFUSED to this question.

These next questions are about treatment and counseling for problems with emotions, nerves or mental health. Please do not include treatment for alcohol or drug use.

During the past 12 months, have you stayed overnight or longer in a hospital or other facility to receive treatment or counseling for any problem you were having with your emotions, nerves, or mental health? Please do not include treatment for alcohol or drug use.

(ADMT01, ADMTREF1)

<u>AUINPYR</u> ¹	Len : 2 STAY OVNT IN HOSP FOR MH TRMT PST 12 MOS		
		Freq	Pct
	1 = Yes.....	248	0.75
	2 = No.....	26216	79.70
	85 = BAD DATA Logically assigned.....	1	0.00
	94 = DON'T KNOW.....	24	0.07
	97 = REFUSED.....	27	0.08
	98 = BLANK (NO ANSWER).....	654	1.99
	99 = LEGITIMATE SKIP.....	5723	17.40

Where did you stay overnight or longer to receive mental health treatment or counseling during the past 12 months?

(ADMT02)

<u>AUINPSYH</u> ¹	Len : 2 MH TRMT IN PRIV/PUB PSYCH HOSP PST 12 MOS		
		Freq	Pct
	1 = Response entered.....	68	0.21
	6 = Response not entered.....	169	0.51
	85 = BAD DATA Logically assigned.....	1	0.00
	94 = DON'T KNOW.....	8	0.02
	97 = REFUSED.....	30	0.09
	98 = BLANK (NO ANSWER).....	678	2.06
	99 = LEGITIMATE SKIP.....	31939	97.10

(ADMT02)

<u>AUINGEN</u> ¹	Len : 2 MH TRMT IN PSYCH UNIT OF GEN HOSP PST 12 MOS		
		Freq	Pct
	1 = Response entered.....	87	0.26
	6 = Response not entered.....	150	0.46
	94 = DON'T KNOW.....	8	0.02
	97 = REFUSED.....	30	0.09
	98 = BLANK (NO ANSWER).....	679	2.06
	99 = LEGITIMATE SKIP.....	31939	97.10

(ADMT02)

<u>AUINMEDU</u> ¹	Len : 2 MH TRMT IN MED UNIT OF GEN HOSP PST 12 MOS		
		Freq	Pct
	1 = Response entered.....	54	0.16
	6 = Response not entered.....	183	0.56
	94 = DON'T KNOW.....	8	0.02
	97 = REFUSED.....	30	0.09
	98 = BLANK (NO ANSWER).....	679	2.06
	99 = LEGITIMATE SKIP.....	31939	97.10

(ADMT02)

<u>AUINAHSP</u> ¹	Len : 2 MH TRMT IN ANOTHER TYPE HOSP PST 12 MOS		
		Freq	Pct
	1 = Response entered.....	7	0.02
	6 = Response not entered.....	230	0.70
	94 = DON'T KNOW.....	8	0.02
	97 = REFUSED.....	30	0.09
	98 = BLANK (NO ANSWER).....	679	2.06
	99 = LEGITIMATE SKIP.....	31939	97.10

ADULT MENTAL HEALTH SERVICE UTILIZATION

(ADMT02)
AUNRESD¹

Len : 2 MH TRMT IN RESID TRMT CENTER PST 12 MOS

	Freq	Pct
1 = Response entered	18	0.05
6 = Response not entered	219	0.67
94 = DON'T KNOW	8	0.02
97 = REFUSED	30	0.09
98 = BLANK (NO ANSWER)	679	2.06
99 = LEGITIMATE SKIP	31939	97.10

(ADMT02)
AUNSFAC¹

Len : 2 MH TRMT IN SOME OTHER FACIL PST 12 MOS

	Freq	Pct
1 = Response entered	28	0.09
6 = Response not entered	209	0.64
94 = DON'T KNOW	8	0.02
97 = REFUSED	30	0.09
98 = BLANK (NO ANSWER)	679	2.06
99 = LEGITIMATE SKIP	31939	97.10

During the past 12 months, how many nights did you spend in a private or public psychiatric hospital for mental health care?

(ADMT04)
AUNMPHY²

Len : 3 # NIGHTS IN PRIV/PUB PSYCH HOSP PST 12 MOS

	Freq	Pct
RANGE = 1 - 30	63	0.19
31 = 31 or more	3	0.01
985 = BAD DATA Logically assigned	1	0.00
994 = DON'T KNOW	2	0.01
997 = REFUSED	30	0.09
998 = BLANK (NO ANSWER)	686	2.09
999 = LEGITIMATE SKIP	32108	97.61

During the past 12 months, how many nights did you spend in the psychiatric unit of a general hospital for mental health care?

(ADMT05)
AUNMPGE²

Len : 3 # NIGHTS IN PSYCH UNIT OF GEN HOSP PST 12 MOS

	Freq	Pct
RANGE = 1 - 30	83	0.25
31 = 31 or more	2	0.01
994 = DON'T KNOW	2	0.01
997 = REFUSED	30	0.09
998 = BLANK (NO ANSWER)	687	2.09
999 = LEGITIMATE SKIP	32089	97.56

During the past 12 months, how many nights did you spend in the medical unit of a general hospital for mental health care?

(ADMT06)
AUNMMED²

Len : 3 # NIGHTS IN MED UNIT OF GEN HOSP PST 12 MOS

	Freq	Pct
RANGE = 1 - 11	51	0.16
994 = DON'T KNOW	1	0.00
997 = REFUSED	32	0.10
998 = BLANK (NO ANSWER)	687	2.09
999 = LEGITIMATE SKIP	32122	97.66

During the past 12 months, how many nights did you spend in some other type of hospital for mental health care?

(ADMT07)
AUNMAHS²

Len : 3 # NIGHTS IN ANOTHER TYPE OF HOSP PST 12 MOS

	Freq	Pct
RANGE = 1 - 30	6	0.02
997 = REFUSED	31	0.09
998 = BLANK (NO ANSWER)	687	2.09
999 = LEGITIMATE SKIP	32169	97.80

ADULT MENTAL HEALTH SERVICE UTILIZATION

During the past 12 months, how many nights did you spend in a residential treatment center for mental health care?

(ADMT08)
AUNMRES2¹

Len : 3 # NIGHTS IN RESID TRMT CENTER PST 12 MOS		
RANGE = 1 - 30	Freq	Pct
31 = 31 or more.....	16	0.05
994 = DON'T KNOW	1	0.00
997 = REFUSED	30	0.09
998 = BLANK (NO ANSWER).....	687	2.09
999 = LEGITIMATE SKIP.....	32158	97.77

During the past 12 months, how many nights did you spend in some other type of facility for mental health care?

(ADMT09)
AUNMSFA2¹

Len : 3 # NIGHTS IN SOME OTHER FACIL PST 12 MOS		
RANGE = 1 - 30	Freq	Pct
994 = DON'T KNOW	27	0.08
997 = REFUSED	1	0.00
998 = BLANK (NO ANSWER).....	30	0.09
999 = LEGITIMATE SKIP.....	687	2.09
	32148	97.74

Who paid or will pay for the inpatient mental health care you received during the past 12 months?

(ADMT10)
AUPINSLF¹

Len : 2 INPAT MH CARE PYMNT: SELF OR LIVE-IN FAM MBR		
1 = Response entered	Freq	Pct
6 = Response not entered	67	0.20
94 = DON'T KNOW	171	0.52
97 = REFUSED	7	0.02
98 = BLANK (NO ANSWER)	30	0.09
99 = LEGITIMATE SKIP.....	679	2.06
	31939	97.10

(ADMT10)
AUPINOFM¹

Len : 2 INPAT MH CARE PYMNT: FAM MBR NOT LIVING W/YOU		
1 = Response entered	Freq	Pct
6 = Response not entered	10	0.03
94 = DON'T KNOW	228	0.69
97 = REFUSED	7	0.02
98 = BLANK (NO ANSWER)	30	0.09
99 = LEGITIMATE SKIP.....	679	2.06
	31939	97.10

(ADMT10)
AUPINPHI¹

Len : 2 INPAT MH CARE PYMNT: PRIVATE HEALTH INSUR		
1 = Response entered	Freq	Pct
6 = Response not entered	42	0.13
94 = DON'T KNOW	196	0.60
97 = REFUSED	7	0.02
98 = BLANK (NO ANSWER)	30	0.09
99 = LEGITIMATE SKIP.....	679	2.06
	31939	97.10

(ADMT10)
AUPINMCR¹

Len : 2 INPATIENT MH CARE PAYMENT: MEDICARE		
1 = Response entered	Freq	Pct
6 = Response not entered	48	0.15
94 = DON'T KNOW	190	0.58
97 = REFUSED	7	0.02
98 = BLANK (NO ANSWER)	30	0.09
99 = LEGITIMATE SKIP.....	679	2.06
	31939	97.10

ADULT MENTAL HEALTH SERVICE UTILIZATION

(ADMT10)
AUPINMCD¹

Len : 2 INPATIENT MH CARE PAYMENT: MEDICAID		
	Freq	Pct
1 = Response entered	71	0.22
6 = Response not entered	167	0.51
94 = DON'T KNOW	7	0.02
97 = REFUSED	30	0.09
98 = BLANK (NO ANSWER)	679	2.06
99 = LEGITIMATE SKIP	31939	97.10

(ADMT10)
AUPINREH¹

Len : 2 INPAT MH CARE PYMNT: REHABILITATION PROG		
	Freq	Pct
1 = Response entered	2	0.01
6 = Response not entered	236	0.72
94 = DON'T KNOW	7	0.02
97 = REFUSED	30	0.09
98 = BLANK (NO ANSWER)	679	2.06
99 = LEGITIMATE SKIP	31939	97.10

(ADMT10)
AUPINEMP¹

Len : 2 INPATIENT MH CARE PAYMENT: EMPLOYER		
	Freq	Pct
1 = Response entered	4	0.01
6 = Response not entered	234	0.71
94 = DON'T KNOW	7	0.02
97 = REFUSED	30	0.09
98 = BLANK (NO ANSWER)	679	2.06
99 = LEGITIMATE SKIP	31939	97.10

(ADMT10)
AUPINMIL¹

Len : 2 INPATIENT MH CARE PAYMENT: MILITARY SOURCE		
	Freq	Pct
1 = Response entered	7	0.02
6 = Response not entered	231	0.70
94 = DON'T KNOW	7	0.02
97 = REFUSED	30	0.09
98 = BLANK (NO ANSWER)	679	2.06
99 = LEGITIMATE SKIP	31939	97.10

(ADMT10)
AUPINPUB¹

Len : 2 INPAT MH CARE PYMNT: OTHER PUBLIC SOURCE		
	Freq	Pct
1 = Response entered	10	0.03
6 = Response not entered	228	0.69
94 = DON'T KNOW	7	0.02
97 = REFUSED	30	0.09
98 = BLANK (NO ANSWER)	679	2.06
99 = LEGITIMATE SKIP	31939	97.10

(ADMT10)
AUPINPRV¹

Len : 2 INPAT MH CARE PYMNT: OTHER PRIVATE SOURCE		
	Freq	Pct
1 = Response entered	4	0.01
6 = Response not entered	234	0.71
94 = DON'T KNOW	7	0.02
97 = REFUSED	30	0.09
98 = BLANK (NO ANSWER)	679	2.06
99 = LEGITIMATE SKIP	31939	97.10

ADULT MENTAL HEALTH SERVICE UTILIZATION

(ADMT10)
AUPINFRE¹

Len : 2 INPATIENT MENTAL HEALTH CARE WAS FREE

	Freq	Pct
1 = Response entered	22	0.07
6 = Response not entered	216	0.66
85 = BAD DATA Logically assigned	1	0.00
94 = DON'T KNOW	7	0.02
97 = REFUSED	30	0.09
98 = BLANK (NO ANSWER)	678	2.06
99 = LEGITIMATE SKIP	31939	97.10

How much did you or your family pay for the inpatient mental health care you received during the past 12 months? Do not count any money that has been or will be reimbursed by insurance or any other source.

(ADMT12)
AUPINFM2¹

Len : 2 AMT YOU/FAMILY PAID FOR INPAT MH CARE

	Freq	Pct
1 = Less than \$100	13	0.04
2 = \$100 to \$200	7	0.02
3 = \$201 to \$500	6	0.02
4 = \$501 to \$900	7	0.02
5 = \$901 to \$1,500	5	0.02
6 = \$1,501 to \$2,000	13	0.04
7 = \$2,001 to \$5,000	8	0.02
8 = More than \$5,000	10	0.03
94 = DON'T KNOW	3	0.01
97 = REFUSED	30	0.09
98 = BLANK (NO ANSWER)	687	2.09
99 = LEGITIMATE SKIP	32104	97.60

NOTE: This variable incorporates the value from a probe question that was asked when the respondent answered REFUSED to this question.

The list below includes some of the places where people can get outpatient treatment or counseling for problems with their emotions, nerves, or mental health.

During the past 12 months, did you receive any outpatient treatment or counseling for any problem you were having with your emotions, nerves, or mental health at any of the places listed below? Please do not include treatment for alcohol or drug use.

- An outpatient mental health clinic or center
- The office of a private therapist, psychologist, psychiatrist, social worker, or counselor that was not part of a clinic
- A doctor's office that was not part of a clinic
- An outpatient medical clinic
- A partial day hospital or day treatment program
- Some other place

(ADMT13, ADMTREF2)
AUOPTYR¹

Len : 2 RCVD OUTPATIENT MH TRMT PST 12 MOS

	Freq	Pct
1 = Yes	3186	9.69
2 = No	23236	70.64
85 = BAD DATA Logically assigned	1	0.00
94 = DON'T KNOW	51	0.16
97 = REFUSED	34	0.10
98 = BLANK (NO ANSWER)	662	2.01
99 = LEGITIMATE SKIP	5723	17.40

Where did you receive outpatient mental health treatment or counseling during the past 12 months?

(ADMT14)
AUOPMENT¹

Len : 2 MH TRMT IN OUTPATIENT MH CNTR PST 12 MOS

	Freq	Pct
1 = Response entered	738	2.24
3 = Response entered LOGICALLY ASSIGNED	1	0.00
6 = Response not entered	2429	7.38
94 = DON'T KNOW	10	0.03
97 = REFUSED	42	0.13
98 = BLANK (NO ANSWER)	714	2.17
99 = LEGITIMATE SKIP	28959	88.04

ADULT MENTAL HEALTH SERVICE UTILIZATION

(ADMT14)
AUOPTHER¹

Len : 2	MH TRMT IN PRIV THERAPIST'S OFC PST 12 MOS		
		Freq	Pct
	1 = Response entered	2137	6.50
	3 = Response entered LOGICALLY ASSIGNED	1	0.00
	6 = Response not entered	1030	3.13
	85 = BAD DATA Logically assigned	1	0.00
	94 = DON'T KNOW	10	0.03
	97 = REFUSED	42	0.13
	98 = BLANK (NO ANSWER)	713	2.17
	99 = LEGITIMATE SKIP	28959	88.04

(ADMT14)
AUOPDOC¹

Len : 2	MH TRMT IN NON-CLINIC DR.'S OFC PST 12 MOS		
		Freq	Pct
	1 = Response entered	366	1.11
	3 = Response entered LOGICALLY ASSIGNED	1	0.00
	6 = Response not entered	2801	8.52
	94 = DON'T KNOW	10	0.03
	97 = REFUSED	42	0.13
	98 = BLANK (NO ANSWER)	714	2.17
	99 = LEGITIMATE SKIP	28959	88.04

(ADMT14)
AUOPCLNC¹

Len : 2	MH TRMT IN OUTPAT MED CLINIC PST 12 MOS		
		Freq	Pct
	1 = Response entered	208	0.63
	3 = Response entered LOGICALLY ASSIGNED	1	0.00
	6 = Response not entered	2959	9.00
	94 = DON'T KNOW	10	0.03
	97 = REFUSED	42	0.13
	98 = BLANK (NO ANSWER)	714	2.17
	99 = LEGITIMATE SKIP	28959	88.04

(ADMT14)
AUOPDTMT¹

Len : 2	MH TRMT IN DAY TREATMENT PGM PST 12 MOS		
		Freq	Pct
	1 = Response entered	45	0.14
	6 = Response not entered	3123	9.49
	94 = DON'T KNOW	10	0.03
	97 = REFUSED	42	0.13
	98 = BLANK (NO ANSWER)	714	2.17
	99 = LEGITIMATE SKIP	28959	88.04

(ADMT14)
AUOPOTOP¹

Len : 2	MH TRMT IN OTHER OUTPAT PLACE PST 12 MOS		
		Freq	Pct
	1 = Response entered	204	0.62
	6 = Response not entered	2964	9.01
	94 = DON'T KNOW	10	0.03
	97 = REFUSED	42	0.13
	98 = BLANK (NO ANSWER)	714	2.17
	99 = LEGITIMATE SKIP	28959	88.04

ADULT MENTAL HEALTH SERVICE UTILIZATION

(ADMT15SC)
AUOPYRS2¹

Len : 2 OTH FACIL RCVD OUTPAT MH TRMT PAST 12 MOS

	Freq	Pct
1 = An outpatient mental health clinic or center.....	1	0.00
2 = Non-clinic therapist/psychologist/counselor	3	0.01
3 = A doctor's office that was not part of a clinic.....	1	0.00
4 = An outpatient medical clinic	1	0.00
6 = Some other place.....	23	0.07
8 = Family member(s)/home.....	6	0.02
9 = School or university setting/clinic/center	26	0.08
10 = Spiritual or religious advisor.....	5	0.02
11 = Support group/self-help group	3	0.01
13 = Therapist/psychologist/counselor; locale unspcfd	4	0.01
14 = A doctor's office; location unspecified.....	4	0.01
18 = Military facility/VA.....	6	0.02
19 = Emergency room.....	3	0.01
24 = Clinic/center/agency/pgm/class; type/govt/MH unspcfd.....	3	0.01
56 = Phone/online counseling, hotline/crisis unspcfd.....	83	0.25
70 = Name of facility/program or description given	18	0.05
72 = Reason for seeking help given	1	0.00
85 = BAD DATA Logically assigned.....	7	0.02
94 = DON'T KNOW	2	0.01
97 = REFUSED	46	0.14
98 = BLANK (NO ANSWER).....	724	2.20
99 = LEGITIMATE SKIP.....	31923	97.05

During the past 12 months, how many visits did you make to an outpatient mental health clinic or center for mental health care?

(ADMT16)
AUNMMEN2¹

Len : 3 # VISITS TO OUTPATIENT MH CNTR PST 12 MOS

	Freq	Pct
RANGE = 1 - 30.....	652	1.98
31 = 31 or more.....	65	0.20
994 = DON'T KNOW	20	0.06
997 = REFUSED	43	0.13
998 = BLANK (NO ANSWER).....	725	2.20
999 = LEGITIMATE SKIP.....	31388	95.42

During the past 12 months, how many outpatient visits did you make to a private therapist, psychologist, psychiatrist, social worker, or counselor for mental health care?

(ADMT17)
AUNMTHE2¹

Len : 3 # VISITS TO PRIV THERAPIST'S OFC PST 12 MOS

	Freq	Pct
RANGE = 1 - 30.....	1843	5.60
31 = 31 or more.....	258	0.78
985 = BAD DATA Logically assigned	1	0.00
994 = DON'T KNOW	34	0.10
997 = REFUSED	43	0.13
998 = BLANK (NO ANSWER).....	725	2.20
999 = LEGITIMATE SKIP.....	29989	91.17

During the past 12 months, how many outpatient visits did you make to a doctor's office for mental health care?

(ADMT18)
AUNMDOC2¹

Len : 3 # VISITS TO NON-CLINIC DR.'S OFC PST 12 MOS

	Freq	Pct
RANGE = 1 - 30.....	356	1.08
31 = 31 or more.....	4	0.01
994 = DON'T KNOW	6	0.02
997 = REFUSED	43	0.13
998 = BLANK (NO ANSWER).....	724	2.20
999 = LEGITIMATE SKIP.....	31760	96.56

ADULT MENTAL HEALTH SERVICE UTILIZATION

During the past 12 months, how many outpatient visits did you make to an outpatient medical clinic for mental health care?

(ADMT19)
AUNMCLN2¹

Len : 3 # VISITS TO OUTPAT MED CLINIC PST 12 MOS		
	Freq	Pct
RANGE = 1 - 30	194	0.59
31 = 31 or more.....	4	0.01
994 = DON'T KNOW	11	0.03
997 = REFUSED	42	0.13
998 = BLANK (NO ANSWER).....	724	2.20
999 = LEGITIMATE SKIP.....	31918	97.04

During the past 12 months, how many outpatient visits did you make to a partial day hospital or day treatment program for mental health care?

(ADMT20)
AUNMDTM2¹

Len : 3 # VISITS TO DAY TREATMENT PGM PST 12 MOS		
	Freq	Pct
RANGE = 1 - 30	36	0.11
31 = 31 or more.....	6	0.02
994 = DON'T KNOW	3	0.01
997 = REFUSED	42	0.13
998 = BLANK (NO ANSWER).....	724	2.20
999 = LEGITIMATE SKIP.....	32082	97.53

During the past 12 months, how many outpatient visits did you make to some other type of facility for mental health care?

(ADMT21)
AUNMOTO2¹

Len : 3 # VISIT OTPT SOME OTHER FACILITY PST 12 MOS		
	Freq	Pct
RANGE = 1 - 30	183	0.56
31 = 31 or more.....	9	0.03
994 = DON'T KNOW	9	0.03
997 = REFUSED	45	0.14
998 = BLANK (NO ANSWER).....	724	2.20
999 = LEGITIMATE SKIP.....	31923	97.05

Who paid or will pay for the outpatient mental health care you received during the past 12 months?

(ADMT22)
AUPOPSLF¹

Len : 2 OUPAT MH CARE PYMNT: SELF OR LIVE-IN FAM MBR		
	Freq	Pct
1 = Response entered	1397	4.25
6 = Response not entered	1769	5.38
94 = DON'T KNOW	10	0.03
97 = REFUSED	40	0.12
98 = BLANK (NO ANSWER)	718	2.18
99 = LEGITIMATE SKIP.....	28959	88.04

(ADMT22)
AUPOPOFM¹

Len : 2 OUPAT MH CARE PYMNT: FAM MBR NOT LIVING W/YOU		
	Freq	Pct
1 = Response entered	134	0.41
6 = Response not entered	3032	9.22
94 = DON'T KNOW	10	0.03
97 = REFUSED	40	0.12
98 = BLANK (NO ANSWER)	718	2.18
99 = LEGITIMATE SKIP.....	28959	88.04

(ADMT22)
AUPOPPI¹

Len : 2 OUPAT MH CARE PYMNT: PRIVATE HEALTH INSUR		
	Freq	Pct
1 = Response entered	1365	4.15
6 = Response not entered	1801	5.48
94 = DON'T KNOW	10	0.03
97 = REFUSED	40	0.12
98 = BLANK (NO ANSWER)	718	2.18
99 = LEGITIMATE SKIP.....	28959	88.04

ADULT MENTAL HEALTH SERVICE UTILIZATION

(ADMT22)
AUPOPMCR¹

Len : 2	OUTPATIENT MH CARE PAYMENT: MEDICARE		
		Freq	Pct
	1 = Response entered	317	0.96
	6 = Response not entered	2849	8.66
	94 = DON'T KNOW	10	0.03
	97 = REFUSED	40	0.12
	98 = BLANK (NO ANSWER)	718	2.18
	99 = LEGITIMATE SKIP	28959	88.04

(ADMT22)
AUPOPMCD¹

Len : 2	OUTPATIENT MH CARE PAYMENT: MEDICAID		
		Freq	Pct
	1 = Response entered	466	1.42
	6 = Response not entered	2700	8.21
	94 = DON'T KNOW	10	0.03
	97 = REFUSED	40	0.12
	98 = BLANK (NO ANSWER)	718	2.18
	99 = LEGITIMATE SKIP	28959	88.04

(ADMT22)
AUPOPREH¹

Len : 2	OUPAT MH CARE PYMNT: REHABILITATION PROG		
		Freq	Pct
	1 = Response entered	9	0.03
	6 = Response not entered	3157	9.60
	94 = DON'T KNOW	10	0.03
	97 = REFUSED	40	0.12
	98 = BLANK (NO ANSWER)	718	2.18
	99 = LEGITIMATE SKIP	28959	88.04

(ADMT22)
AUPOPEMP¹

Len : 2	OUTPATIENT MH CARE PAYMENT: EMPLOYER		
		Freq	Pct
	1 = Response entered	249	0.76
	6 = Response not entered	2917	8.87
	94 = DON'T KNOW	10	0.03
	97 = REFUSED	40	0.12
	98 = BLANK (NO ANSWER)	718	2.18
	99 = LEGITIMATE SKIP	28959	88.04

(ADMT22)
AUPOPML¹

Len : 2	OUTPATIENT MH CARE PAYMENT: MILITARY SOURCE		
		Freq	Pct
	1 = Response entered	107	0.33
	6 = Response not entered	3059	9.30
	94 = DON'T KNOW	10	0.03
	97 = REFUSED	40	0.12
	98 = BLANK (NO ANSWER)	718	2.18
	99 = LEGITIMATE SKIP	28959	88.04

(ADMT22)
AUPOPUB¹

Len : 2	OUPAT MH CARE PYMNT: OTHER PUBLIC SOURCE		
		Freq	Pct
	1 = Response entered	54	0.16
	6 = Response not entered	3112	9.46
	94 = DON'T KNOW	10	0.03
	97 = REFUSED	40	0.12
	98 = BLANK (NO ANSWER)	718	2.18
	99 = LEGITIMATE SKIP	28959	88.04

ADULT MENTAL HEALTH SERVICE UTILIZATION

(ADMT22)
AUPOPDRV¹

Len : 2 OUPAT MH CARE PYMNT: OTHER PRIVATE SOURCE

	Freq	Pct
1 = Response entered	38	0.12
6 = Response not entered	3128	9.51
94 = DON'T KNOW	10	0.03
97 = REFUSED	40	0.12
98 = BLANK (NO ANSWER)	718	2.18
99 = LEGITIMATE SKIP	28959	88.04

(ADMT22)
AUPOPFR¹

Len : 2 OUTPATIENT MENTAL HEALTH CARE WAS FREE

	Freq	Pct
1 = Response entered	205	0.62
6 = Response not entered	2961	9.00
85 = BAD DATA Logically assigned	1	0.00
94 = DON'T KNOW	10	0.03
97 = REFUSED	40	0.12
98 = BLANK (NO ANSWER)	717	2.18
99 = LEGITIMATE SKIP	28959	88.04

Who paid or will pay most of the cost for the outpatient mental health care you received during the past 12 months?

(ADMT23)
AUPOPMS¹

Len : 2 PAYMENT FOR MOST OF OUTPATIENT MH CARE

	Freq	Pct
1 = Self or a family member living with you	229	0.70
2 = A family member who does not live with you	31	0.09
3 = Private health insurance	519	1.58
4 = Medicare	102	0.31
5 = Medicaid	59	0.18
6 = Rehabilitation program	1	0.00
7 = Employer	58	0.18
8 = VA or other military program	17	0.05
9 = Other public source	8	0.02
10 = Other private source	5	0.02
11 = No one paid because the treatment was free	11	0.03
97 = REFUSED	40	0.12
98 = BLANK (NO ANSWER)	728	2.21
99 = LEGITIMATE SKIP	31085	94.50

How much did you or your family pay for the outpatient mental health care you received during the past 12 months? Do not count any money that has been or will be reimbursed by insurance or any other source.

(ADMT24)
AUPOPAMT¹

Len : 2 AMT YOU/FAMILY PAID FOR OUPAT MH CARE

	Freq	Pct
1 = Less than \$100	290	0.88
2 = \$100 to \$200	254	0.77
3 = \$201 to \$500	344	1.05
4 = \$501 to \$900	202	0.61
5 = \$901 to \$1,500	130	0.40
6 = \$1,501 to \$2,000	86	0.26
7 = \$2,001 to \$5,000	97	0.29
8 = More than \$5,000	38	0.12
94 = DON'T KNOW	45	0.14
97 = REFUSED	42	0.13
98 = BLANK (NO ANSWER)	731	2.22
99 = LEGITIMATE SKIP	30634	93.13

ADULT MENTAL HEALTH SERVICE UTILIZATION

NOTE: This variable incorporates the value from a probe question that was asked when the respondent answered REFUSED to this question.

During the past 12 months, did you take any prescription medication that was prescribed for you to treat a mental or emotional condition?

(ADMT25, ADMTREF3)

[AURXYR](#)¹

Len : 2 TOOK ANY PRESCRIP MED FOR MH COND PAST 12 MOS

	Freq	Pct
1 = Yes.....	4382	13.32
2 = No.....	22057	67.06
3 = Yes Logically assigned.....	1	0.00
85 = BAD DATA Logically assigned.....	1	0.00
94 = DON'T KNOW.....	28	0.09
97 = REFUSED.....	29	0.09
98 = BLANK (NO ANSWER).....	672	2.04
99 = LEGITIMATE SKIP.....	5723	17.40

During the past 12 months, was there any time when you needed mental health treatment or counseling for yourself but didn't get it?

(ADMT26)

[AUUNMTYR](#)¹

Len : 2 NEEDED MH TRMT BUT DIDN'T GET IT PAST 12 MOS

	Freq	Pct
1 = Yes.....	3173	9.65
2 = No.....	23243	70.66
85 = BAD DATA Logically assigned.....	1	0.00
94 = DON'T KNOW.....	43	0.13
97 = REFUSED.....	35	0.11
98 = BLANK (NO ANSWER).....	675	2.05
99 = LEGITIMATE SKIP.....	5723	17.40

Which of these statements explains why you did not get the mental health treatment or counseling you needed?

(ADMT27)

[AUUNNCOST](#)¹

Len : 2 NO MH TMT COULDN'T AFFORD COST

	Freq	Pct
1 = Response entered.....	1260	3.83
3 = Response entered LOGICALLY ASSIGNED.....	1	0.00
6 = Response not entered.....	1902	5.78
85 = BAD DATA Logically assigned.....	1	0.00
94 = DON'T KNOW.....	4	0.01
97 = REFUSED.....	38	0.12
98 = BLANK (NO ANSWER).....	721	2.19
99 = LEGITIMATE SKIP.....	28966	88.06

(ADMT27)

[AUUNNBR](#)¹

Len : 2 NO MH TMT CONCERN ABOUT OPIN OF NEIGHBRS

	Freq	Pct
1 = Response entered.....	370	1.12
3 = Response entered LOGICALLY ASSIGNED.....	2	0.01
6 = Response not entered.....	2791	8.49
94 = DON'T KNOW.....	4	0.01
97 = REFUSED.....	38	0.12
98 = BLANK (NO ANSWER).....	722	2.19
99 = LEGITIMATE SKIP.....	28966	88.06

(ADMT27)

[AUUNJOB](#)¹

Len : 2 NO MH TMT CONCERN ABOUT EFFECT ON JOB

	Freq	Pct
1 = Response entered.....	294	0.89
6 = Response not entered.....	2869	8.72
94 = DON'T KNOW.....	4	0.01
97 = REFUSED.....	38	0.12
98 = BLANK (NO ANSWER).....	722	2.19
99 = LEGITIMATE SKIP.....	28966	88.06

ADULT MENTAL HEALTH SERVICE UTILIZATION

(ADMT27)
AUUNNCOV¹

Len : 2 NO MH TMT HEALTH INSUR DIDN'T COVER		
	Freq	Pct
1 = Response entered	265	0.81
6 = Response not entered	2898	8.81
94 = DON'T KNOW	4	0.01
97 = REFUSED	38	0.12
98 = BLANK (NO ANSWER)	722	2.19
99 = LEGITIMATE SKIP	28966	88.06

(ADMT27)
AUUNENUF¹

Len : 2 NO MH TMT NOT ENUF HEALTH INSUR COVERAGE		
	Freq	Pct
1 = Response entered	569	1.73
6 = Response not entered	2594	7.89
94 = DON'T KNOW	4	0.01
97 = REFUSED	38	0.12
98 = BLANK (NO ANSWER)	722	2.19
99 = LEGITIMATE SKIP	28966	88.06

(ADMT27)
AUUNWHER¹

Len : 2 NO MH TMT DIDN'T KNOW WHERE TO GO FOR SVC		
	Freq	Pct
1 = Response entered	938	2.85
3 = Response entered LOGICALLY ASSIGNED	4	0.01
6 = Response not entered	2221	6.75
94 = DON'T KNOW	4	0.01
97 = REFUSED	38	0.12
98 = BLANK (NO ANSWER)	722	2.19
99 = LEGITIMATE SKIP	28966	88.06

(ADMT27)
AUUNCFID¹

Len : 2 NO MH TMT CONCERN ABOUT CONFIDENTIALITY		
	Freq	Pct
1 = Response entered	307	0.93
3 = Response entered LOGICALLY ASSIGNED	4	0.01
6 = Response not entered	2852	8.67
94 = DON'T KNOW	4	0.01
97 = REFUSED	38	0.12
98 = BLANK (NO ANSWER)	722	2.19
99 = LEGITIMATE SKIP	28966	88.06

(ADMT27)
AUUNCMIT¹

Len : 2 NO MH TMT MIGHT BE COMMITTED/TAKE MEDS		
	Freq	Pct
1 = Response entered	427	1.30
3 = Response entered LOGICALLY ASSIGNED	3	0.01
6 = Response not entered	2733	8.31
94 = DON'T KNOW	4	0.01
97 = REFUSED	38	0.12
98 = BLANK (NO ANSWER)	722	2.19
99 = LEGITIMATE SKIP	28966	88.06

Which of these statements explain why you did not get the mental health treatment or counseling you needed?

(ADMT27A)
AUUNNOND¹

Len : 2 NO MH TMT DON'T THINK NEEDED AT THAT TIME		
	Freq	Pct
1 = Response entered	299	0.91
3 = Response entered LOGICALLY ASSIGNED	9	0.03
6 = Response not entered	2854	8.68
94 = DON'T KNOW	6	0.02
97 = REFUSED	39	0.12
98 = BLANK (NO ANSWER)	720	2.19
99 = LEGITIMATE SKIP	28966	88.06

ADULT MENTAL HEALTH SERVICE UTILIZATION

(ADMT27A)
AUUNHNDL¹

Len : 2 NO MH TMT THOUGHT COULD HANDLE WITHOUT TMT

	Freq	Pct
1 = Response entered	942	2.86
3 = Response entered LOGICALLY ASSIGNED	3	0.01
6 = Response not entered	2217	6.74
94 = DON'T KNOW	6	0.02
97 = REFUSED	39	0.12
98 = BLANK (NO ANSWER)	720	2.19
99 = LEGITIMATE SKIP	28966	88.06

(ADMT27A)
AUUNHPL¹

Len : 2 NO MH TMT DIDN'T THINK TMT WOULD HELP

	Freq	Pct
1 = Response entered	418	1.27
3 = Response entered LOGICALLY ASSIGNED	7	0.02
6 = Response not entered	2737	8.32
94 = DON'T KNOW	6	0.02
97 = REFUSED	39	0.12
98 = BLANK (NO ANSWER)	720	2.19
99 = LEGITIMATE SKIP	28966	88.06

(ADMT27A)
AUUNBUSY¹

Len : 2 NO MH TMT DIDN'T HAVE TIME

	Freq	Pct
1 = Response entered	686	2.09
3 = Response entered LOGICALLY ASSIGNED	5	0.02
6 = Response not entered	2471	7.51
94 = DON'T KNOW	6	0.02
97 = REFUSED	39	0.12
98 = BLANK (NO ANSWER)	720	2.19
99 = LEGITIMATE SKIP	28966	88.06

(ADMT27A)
AUUNFOUT¹

Len : 2 NO MH TMT DIDN'T WANT OTHERS TO FIND OUT

	Freq	Pct
1 = Response entered	235	0.71
3 = Response entered LOGICALLY ASSIGNED	6	0.02
6 = Response not entered	2921	8.88
94 = DON'T KNOW	6	0.02
97 = REFUSED	39	0.12
98 = BLANK (NO ANSWER)	720	2.19
99 = LEGITIMATE SKIP	28966	88.06

(ADMT27A)
AUUNNTSP¹

Len : 2 NO MH TMT HAD NO TRANSPORTATION OR TMT TOO FAR

	Freq	Pct
1 = Response entered	173	0.53
3 = Response entered LOGICALLY ASSIGNED	6	0.02
6 = Response not entered	2983	9.07
94 = DON'T KNOW	6	0.02
97 = REFUSED	39	0.12
98 = BLANK (NO ANSWER)	720	2.19
99 = LEGITIMATE SKIP	28966	88.06

(ADMT27, ADMT27A)
AUUNSOR¹

Len : 2 NO MH TMT FOR SOME OTHER REASON

	Freq	Pct
1 = Response entered	591	1.80
6 = Response not entered	2574	7.83
94 = DON'T KNOW	4	0.01
97 = REFUSED	38	0.12
98 = BLANK (NO ANSWER)	720	2.19
99 = LEGITIMATE SKIP	28966	88.06

ADULT MENTAL HEALTH SERVICE UTILIZATION

(ADM27SC1)
 AUUNRIM2¹

Len : 2 MOST IMPORTNT OTH REAS DIDNT GET MH TMT PST 12 MO

	Freq	Pct
1 = You couldn't afford the cost.....	23	0.07
2 = Concerned neighbors/community have neg opinion	3	0.01
3 = Concerned might have a neg effect on your job.....	2	0.01
4 = Your health ins doesnt cover any mental hlth tmt.....	1	0.00
6 = You did not know where to go to get services	8	0.02
7 = Concerned info might not be kept confidential	6	0.02
8 = Concerned might be committed/take medicine	7	0.02
9 = You didn't think you needed treatment at the time	13	0.04
10 = You thought could handle problem w/o treatment	14	0.04
11 = You didn't think treatment would help.....	13	0.04
12 = Didn't have time (b/c of job, childcare, other).....	19	0.06
13 = Didn't want others to find out you needed treatmnt.....	15	0.05
14 = No transportation/too far away/hrs inconvenient	6	0.02
15 = Some other reason or reasons.....	9	0.03
16 = Afraid too painful/unpleasant/afraid of diagnosis	6	0.02
17 = Others dissuaded/didn't want you to/unsupportive.....	8	0.02
18 = You do not have any health insurance coverage	25	0.08
19 = Ashamed, embarrassed, afraid, or sign of weakness	35	0.11
20 = You were too stubborn/prideful to go	5	0.02
21 = You did not want to; reason unspecified.....	8	0.02
22 = Unmotivated/depressed/confused/angry/unworthy	26	0.08
23 = Services unavailable in your area/services limited.....	14	0.04
24 = Didn't want to talk about your problems w/anyone.....	10	0.03
25 = Didn't like how treated/don't like Dr(s)/hospitals.....	20	0.06
26 = Attempted to get trmt,unsuccessful in finding help.....	19	0.06
27 = Concerned how the court system would treat you.....	3	0.01
28 = No program/counselor competent/comfortable with	20	0.06
29 = Just never went/made appointment/arrangements	4	0.01
32 = Too much red tape/hassle to get services	4	0.01
33 = There were no openings/long waiting list/delays	73	0.22
34 = You had other problems/issues to deal with.....	4	0.01
35 = Other(s) need treatment/counseling; wouldn't go.....	3	0.01
37 = You were using alcohol/drugs.....	4	0.01
38 = Too afraid to leave the house	8	0.02
40 = Unready to seek help/deal w/issues;othrwise unspfd	7	0.02
41 = Preferrd providr wont/may not accept hlth ins plan	5	0.02
42 = Health ins wont accept preferred provider/tmt	8	0.02
43 = Didn't know if health ins would cover it	3	0.01
44 = Services desired unavailable/currently ineligible	7	0.02
48 = Looking/need to find new counselor/Dr/program	5	0.02
85 = BAD DATA Logically assigned.....	6	0.02
94 = DON'T KNOW	8	0.02
97 = REFUSED	58	0.18
98 = BLANK (NO ANSWER)	808	2.46
99 = LEGITIMATE SKIP.....	31540	95.89

ADULT MENTAL HEALTH SERVICE UTILIZATION

Earlier, we asked whether you have received prescription medicines, inpatient treatment or outpatient treatment for your emotions, nerves or mental health. The list below contains possible sources of treatment, counseling or support that were not mentioned before.

- Acupuncturist or acupressurist
- Chiropractor
- Herbalist
- In-person support group or self-help group
- Internet support group or chat room
- Spiritual or religious advisor, such as a pastor, priest, rabbi
- Telephone hotline
- Massage therapist

Did you receive treatment, counseling or support from any other sources such as these during the past 12 months?

(ADMT29A)
AUALTYR¹

Len : 2	RCVD ALTERNATIVE MENT HLTH TRMT PAST 12 MOS		
		Freq	Pct
	1 = Yes.....	3461	10.52
	2 = No.....	22951	69.77
	3 = Yes LOGICALLY ASSIGNED (from AUOPYRS2).....	1	0.00
	85 = BAD DATA Logically assigned.....	1	0.00
	94 = DON'T KNOW.....	37	0.11
	97 = REFUSED.....	36	0.11
	98 = BLANK (NO ANSWER).....	683	2.08
	99 = LEGITIMATE SKIP.....	5723	17.40

From what source did you receive other treatment, counseling or support for problems with your emotions, nerves or mental health in the past 12 months?

(ADMT29B)
AUALACUP¹

Len : 2	RCVD ALT MH TMT FROM ACUPUNCTURIST PST 12 MOS		
		Freq	Pct
	1 = Response entered.....	350	1.06
	6 = Response not entered.....	3096	9.41
	85 = BAD DATA Logically assigned.....	1	0.00
	94 = DON'T KNOW.....	9	0.03
	97 = REFUSED.....	42	0.13
	98 = BLANK (NO ANSWER).....	721	2.19
	99 = LEGITIMATE SKIP.....	28674	87.17

(ADMT29B)
AUALCHIR¹

Len : 2	RCVD ALT MH TMT FROM CHIROPRACTOR PST 12 MOS		
		Freq	Pct
	1 = Response entered.....	1595	4.85
	6 = Response not entered.....	1851	5.63
	85 = BAD DATA Logically assigned.....	1	0.00
	94 = DON'T KNOW.....	9	0.03
	97 = REFUSED.....	42	0.13
	98 = BLANK (NO ANSWER).....	721	2.19
	99 = LEGITIMATE SKIP.....	28674	87.17

(ADMT29B)
AUALHERB¹

Len : 2	RCVD ALT MH TMT FROM HERBALIST PAST 12 MONTHS		
		Freq	Pct
	1 = Response entered.....	148	0.45
	6 = Response not entered.....	3298	10.03
	94 = DON'T KNOW.....	9	0.03
	97 = REFUSED.....	42	0.13
	98 = BLANK (NO ANSWER).....	722	2.19
	99 = LEGITIMATE SKIP.....	28674	87.17

ADULT MENTAL HEALTH SERVICE UTILIZATION

(ADMT29B)
AUALSGRP¹

Len : 2 RCVD ALT MH TMT FR IN-PERS SUPPORT GRP PST 12 MOS

	Freq	Pct
1 = Response entered	386	1.17
3 = Response entered LOGICALLY ASSIGNED	4	0.01
6 = Response not entered	3056	9.29
94 = DON'T KNOW	9	0.03
97 = REFUSED	42	0.13
98 = BLANK (NO ANSWER)	722	2.19
99 = LEGITIMATE SKIP	28674	87.17

(ADMT29B)
AUALINET¹

Len : 2 RCVD ALT MH TMT FROM INTERNET GROUP PST 12 MOS

	Freq	Pct
1 = Response entered	427	1.30
6 = Response not entered	3019	9.18
94 = DON'T KNOW	9	0.03
97 = REFUSED	42	0.13
98 = BLANK (NO ANSWER)	722	2.19
99 = LEGITIMATE SKIP	28674	87.17

(ADMT29B)
AUALRELG¹

Len : 2 RCVD ALT MH TMT FROM RELIGIOUS ADVISOR PST 12 MOS

	Freq	Pct
1 = Response entered	712	2.16
3 = Response entered LOGICALLY ASSIGNED	3	0.01
5 = Response entered LOG ASSN (from AUOPYRS2).....	1	0.00
6 = Response not entered	2731	8.30
94 = DON'T KNOW	9	0.03
97 = REFUSED	42	0.13
98 = BLANK (NO ANSWER)	721	2.19
99 = LEGITIMATE SKIP	28674	87.17

(ADMT29B)
AUALHLIN¹

Len : 2 RCVD ALT MH TMT FROM PHONE HOTLINE PST 12 MOS

	Freq	Pct
1 = Response entered	121	0.37
6 = Response not entered	3325	10.11
94 = DON'T KNOW	9	0.03
97 = REFUSED	42	0.13
98 = BLANK (NO ANSWER)	722	2.19
99 = LEGITIMATE SKIP	28674	87.17

(ADMT29B)
AUALMASG¹

Len : 2 RCVD ALT MH TMT FROM MASSAGE THERAPIST PST 12 MOS

	Freq	Pct
1 = Response entered	1410	4.29
6 = Response not entered	2036	6.19
94 = DON'T KNOW	9	0.03
97 = REFUSED	42	0.13
98 = BLANK (NO ANSWER)	722	2.19
99 = LEGITIMATE SKIP	28674	87.17

(ADMT29B)
AUALOTH¹

Len : 2 RCVD ALT MH TMT FROM OTHER SOURCE PST 12 MOS

	Freq	Pct
1 = Response entered	214	0.65
6 = Response not entered	3232	9.83
94 = DON'T KNOW	9	0.03
97 = REFUSED	42	0.13
98 = BLANK (NO ANSWER)	722	2.19
99 = LEGITIMATE SKIP	28674	87.17

ADULT MENTAL HEALTH SERVICE UTILIZATION

(ADM29BSC)
AUALOTS2¹

Len : 3 OTH SOURCE OF ALTERN MH TMT PST 12 MOS - SPECIFY

	Freq	Pct
4 = In-person support group/self-help group.....	8	0.02
6 = Spiritual or religious advisor.....	5	0.02
9 = Other.....	34	0.10
20 = Home/family/friends.....	25	0.08
21 = Doctor/primary care doctor/medical; locale unspec.....	15	0.05
22 = Therapist/psychologist/counselor; locale unspecifd.....	27	0.08
25 = Medical specialist(inc psychiatrist);locale unspfd.....	7	0.02
26 = Health professional, not a Dr.; locale unspecified.....	13	0.04
29 = Yoga, Tai Chi, Eastern exercise, Pilates.....	8	0.02
31 = Medication/taking medication.....	7	0.02
33 = Personal action/self-care/self-help (not meds/grp).....	3	0.01
36 = Homeopath/Naturopath.....	3	0.01
39 = Energy/biofield therapist (e.g., Reiki).....	7	0.02
40 = Manipulation/irrigation (not chiropractic/massage).....	3	0.01
42 = Therapy, type unspecified.....	5	0.02
44 = Mind/Body Therapy (e.g., biofeedback).....	14	0.04
54 = Hospice/grief counseling.....	3	0.01
58 = Life/personal coach.....	3	0.01
67 = Aromatherapy/essential oils/flower essences.....	3	0.01
71 = Reason for seeking help given.....	3	0.01
985 = BAD DATA Logically assigned.....	8	0.02
997 = REFUSED.....	43	0.13
998 = BLANK (NO ANSWER).....	740	2.25
999 = LEGITIMATE SKIP.....	31906	97.00

Please think about the mental health treatment or counseling you received during the past 12 months. Which of these statements best describes how you were prompted to get treatment?

(ADMT30)
AUMOTVYR¹

Len : 2 HOW PROMPTED TO GET MH TREATMENT PST 12 MOS

	Freq	Pct
1 = I decided on my own to get treatment.....	6284	19.10
2 = I got trmt bc someone else thought I should.....	674	2.05
3 = I was ordered to get treatment.....	209	0.64
85 = BAD DATA Logically assigned.....	1	0.00
94 = DON'T KNOW.....	177	0.54
97 = REFUSED.....	103	0.31
98 = BLANK (NO ANSWER).....	765	2.33
99 = LEGITIMATE SKIP.....	24680	75.03

RECODED ADULT MENTAL HEALTH SERVICE UTILIZATION

RECODED ADULT MENTAL HEALTH SERVICE UTILIZATION

NOTE: The variables in this section are recoded variables that were created from one or more variables from the following sections: Adult Mental Health Service Utilization and Recoded Drug Treatment.

NOTE: Certain source variables that were used to create recoded variables have valid values that might not have been reported or assigned for the current survey year. However, these values have been included in the general specifications in the codebook on how the recoded variables were created. See additional details about this issue in the Organization of the Data File section of this codebook introduction.

(AUNPYR)

<u>AMHINP2</u>	Len : 1 RC-RCVD INPATIENT MENTAL HEALTH TRT IN PST YR		
	. = Unknown/Aged 12-17/Log Assign Yes (Otherwise)	Freq	Pct
	1 = Yes (AUNPYR=1)	6429	19.55
	2 = No (AUNPYR=2).....	248	0.75
		26216	79.70

The following variable for received outpatient mental health treatment/counseling in the past year, AMHOUTP3, has the logically assigned yes level, AUOPTYR=3, defined as a system missing. This differs from how this variable was defined originally on the 2010 to 2016 NSDUHs which had the logically assigned yes level, AUOPTYR=3, defined as a positive response as long as the respondent did not indicate an alternative source or invalid outpatient location as their only outpatient treatment location. The revised version of this variable was used starting with the 2017 Detailed Tables and the revision was retroactively applied to the 2010 to 2016 variables; therefore, the 2010 to 2016 estimates for the receiving outpatient mental health treatment/counseling in the 2017 Detailed Tables may differ from previously published estimates. The revised version of this variable is not included on currently available data files prior to the 2017 NSDUH but will be included on future releases of the 2010 to 2016 data files. In future releases of the 2010 to 2016 data files, the original version of the variable used in the 2016 Detailed Tables will be renamed as AMHOUTP3_O to allow previously published estimates to be reproduced. The original version of this variable is not included on the 2017 or later data files.

AMHOUTP3 is defined as system missing if a respondent reported receiving outpatient mental health treatment/counseling in the past year at only "Some Other Place" (AUOPTYR=1 and only AUOPOTOP=1, 3) and their write-in response was classified as an invalid outpatient mental health treatment/counseling location or alternative treatment/support (AUOPYRS2=7, 8, 10, 11, 17, 22, 26, 30, 34, 35, 36, 37, 38, 39, 42, 45, 48, 49, 50, 51, 54, 55, 56, 59, 71, 72, 73, 75, 76). In addition to the responses described above, respondents aged 12-17 and those coded as logically assigned yes, bad data, legitimate skip, don't know, refused, or blank (AUOPTYR=3, 85, 89, 94, 97, 98, 99) were also defined as system missing. A respondent was assigned a positive response if they indicated they had received outpatient mental health treatment/counseling in the past year (AUOPTYR=1) and they did not indicate an alternative source or invalid outpatient location (AUOPYRS2 not =7, 8, 10, 11, 17, 22, 26, 30, 34, 35, 36, 37, 38, 39, 42, 45, 48, 49, 50, 51, 54, 55, 56, 59, 71, 72, 73, 75, 76) as their only location for outpatient treatment.

(AUOPOTOP, AUOPTYR, AUOPYRS2)

<u>AMHOUTP3</u>	Len : 1 RC-RCVD OUTPATIENT MENTAL HEALTH TRT IN PST YR		
	. = Unknown/Aged 12-17 (See comment above)	Freq	Pct
	1 = Yes (See comment above)	6537	19.87
	2 = No (AUOPTYR=2).....	3120	9.49
		23236	70.64

(AURXYR)

<u>AMHRX2</u>	Len : 1 RC-RCVD PRESC MED FOR MENTAL HLTH TRT IN PST YR		
	. = Unknown/Aged 12-17/Log Assign Yes (Otherwise)	Freq	Pct
	1 = Yes (AURXYR=1)	6454	19.62
	2 = No (AURXYR=2).....	4382	13.32
		22057	67.06

(AMHINP2, AMHOUTP3, AMHRX2)

<u>AMHTXRC3</u>	Len : 1 RC-RCVD ANY MENTAL HEALTH TRT IN PST YR		
	. = Unknown/Aged 12-17 (Otherwise).....	Freq	Pct
	1 = Yes (AMHINP2=1 OR AMHOUTP3=1 OR AMHRX2=1)	6514	19.80
	2 = No (AMHINP2=2 AND AMHOUTP3=2 AND AMHRX2=2).....	5512	16.76
		20867	63.44

RECORDED ADULT MENTAL HEALTH SERVICE UTILIZATION

The following variable, AMHSVTYP, classifies what type of mental health treatment/counseling was received in the past year. Respondents who reported receiving treatment for mental health were classified in one of seven mutually exclusive categories. A respondent was assigned to level one if they reported receiving inpatient treatment only (AMHINP2=1 and AMHOUTP3=2 and AMHRX2=2), to level two if they reported receiving outpatient treatment only (AMHINP2=2 and AMHOUTP3=1 and AMHRX2=2), to level three if they reported receiving prescription medication treatment only (AMHINP2=2 and AMHOUTP3=2 and AMHRX2=1), to level four if they reported receiving both inpatient and outpatient treatment only (AMHINP2=1 and AMHOUTP3=1 and AMHRX2=2), to level five if they reported receiving inpatient and prescription medication treatment only (AMHINP2=1 and AMHOUTP3=2 and AMHRX2=1), to level six if they reported receiving outpatient and prescription medication treatment only (AMHINP2=2 and AMHOUTP3=1 and AMHRX2=1), or to level seven if they reported receiving inpatient, outpatient, and prescription medication treatment (AMHINP2=1 and AMHOUTP3=1 and AMHRX2=1). Respondents who did not receive mental health treatment in the past year were assigned to level eight (AMHINP2=2 and AMHOUTP3=2 and AMHRX2=2). Respondents whose specific treatment was not distinguishable due to missing values in one or more of the three source variables (AMHINP2, AMHOUTP3, or AMHRX2) were assigned a system missing.

(AMHINP2, AMHOUTP3, AMHRX2)

<u>AMHSVTYP</u>	Len : 1 RC-TYPE OF MENTAL HEALTH TRT RCVD IN PST YR		
		Freq	Pct
.	= Unknown/Aged 12-17 (Otherwise).....	6571	19.98
1	= Inpatient Only (See comment above).....	53	0.16
2	= Outpatient Only (See comment above).....	1044	3.17
3	= Presc Medication Only (See comment above).....	2252	6.85
4	= Inpatient and Outpatient Only (See comment above).....	24	0.07
5	= Inpatient and Presc Med Only (See comment above).....	36	0.11
6	= Outpatient and Presc Med Only (See comment above).....	1916	5.82
7	= Inp & Outp & Presc Medication (See comment above).....	130	0.40
8	= Did Not Receive MH Treatment (See comment above).....	20867	63.44

The following variable, AMHTXND2, is defined as feeling a perceived need for mental health treatment/counseling that was not received. This is often referred to as "unmet need."

(AUUNMTYR)

<u>AMHTXND2</u>	Len : 1 RC-PERCEIVED UNMET NEED/DID NOT RCV MH TRT IN PST YR		
		Freq	Pct
.	= Unknown/Aged 12-17 (Otherwise).....	6477	19.69
1	= Yes (AUUNMTYR=1).....	3173	9.65
2	= No (AUUNMTYR=2).....	23243	70.66

(AMHTXND2, AMHTXRC3)

<u>AMHTXAND</u>	Len : 1 RC-PERCEIVED UNMET NEED/RECEIPT OF MH TRT STATUS		
		Freq	Pct
.	= Unknown/Aged 12-17 (Otherwise).....	6556	19.93
1	= Perc Unmet Need/No MH TRT (AMHTXND2=1 and AMHTXRC3=2).....	1627	4.95
2	= No Perc Unmet Need/No MH TRT (AMHTXND2=2 and AMHTXRC3=2).....	19211	58.40
3	= Perc Unmet Need/Rcvd MH TRT (AMHTXND2=1 and AMHTXRC3=1).....	1534	4.66
4	= No Perc Nd/Rcvd MH TRT (AMHTXND2=2 and AMHTXRC3=1).....	3965	12.05

NOTE: The following seven variables contain information about the location of outpatient mental health treatment/counseling received in the past year. These variables were revised for the 2009 NSDUH to include those respondents who reported receiving NO outpatient mental health treatment (AMHOUTP3=2) in the No category for the location. This differs from the variables named similarly in the past as they were only defined for those respondents who reported having received outpatient mental health treatment in the past year (AMHOUTP3=1) and those respondents who reported NO outpatient mental health treatment were previously defined as system missing.

Only respondents who reported having received outpatient mental health treatment/counseling (AMHOUTP3=1) can be defined as having received it at the location. A respondent was allowed to report any of five specific locations or "Some Other Place". If a respondent reported "Some Other Place," they were asked to provide a description of the other location in a follow-up question. The first five variables below were created by examination of the variables containing information on the five specific locations, while the last two variables were created by examination of the variables containing information on the other-specify locations which were grouped into two main categories.

(AMHOUTP3, AUOPMENT)

<u>MHLMNT3</u>	Len : 1 RC-RCVD OUTP MH TRT AT MH CLINIC/CENTER IN PST YR		
		Freq	Pct
.	= Unkwn MH Trt/Unkwn Source/Aged 12-17 (Otherwise).....	6555	19.93
0	= No (AMHOUTP3=2 or [AMHOUTP3=1 and AUOPMENT=6]).....	25599	77.83
1	= Yes (AMHOUTP3=1 and AUOPMENT=1,3).....	739	2.25

RECORDED ADULT MENTAL HEALTH SERVICE UTILIZATION

(AMHOUTP3, AUOPTHER)

MHLTHER3

Len : 1 RC-RCVD OUTP MH TRT AT PRIV THERAPIST OFC IN PST YR

	Freq	Pct
. = Unkwn MH Trt/Unkwn Source/Aged 12-17 (Otherwise)	6555	19.93
0 = No (AMHOUTP3=2 or [AMHOUTP3=1 and AUOPTHER=6]).....	24200	73.57
1 = Yes (AMHOUTP3=1 and AUOPTHER=1,3).....	2138	6.50

(AMHOUTP3, AUOPDOC)

MHLDOC3

Len : 1 RC-RCVD OUTP MH TRT AT NON CLINIC DR OFFCE IN PST YR

	Freq	Pct
. = Unkwn MH Trt/Unkwn Source/Aged 12-17 (Otherwise)	6555	19.93
0 = No (AMHOUTP3=2 or [AMHOUTP3=1 and AUOPDOC=6]).....	25971	78.96
1 = Yes (AMHOUTP3=1 and AUOPDOC=1,3).....	367	1.12

(AMHOUTP3, AUOPCLNC)

MHLCLNC3

Len : 1 RC-RCVD OUTP MH TRT AT MEDICAL CLINIC IN PST YR

	Freq	Pct
. = Unkwn MH Trt/Unkwn Source/Aged 12-17 (Otherwise)	6555	19.93
0 = No (AMHOUTP3=2 or [AMHOUTP3=1 and AUOPCLNC=6]).....	26129	79.44
1 = Yes (AMHOUTP3=1 and AUOPCLNC=1,3).....	209	0.64

(AMHOUTP3, AUOPDTMT)

MHLDTMT3

Len : 1 RC-RCVD OUTP MH TRT AT DAY HOSP OR TRT PGM IN PST YR

	Freq	Pct
. = Unkwn MH Trt/Unkwn Source/Aged 12-17 (Otherwise)	6555	19.93
0 = No (AMHOUTP3=2 or [AMHOUTP3=1 and AUOPDTMT=6]).....	26293	79.93
1 = Yes (AMHOUTP3=1 and AUOPDTMT=1,3).....	45	0.14

NOTE: The following variables, MHLSCHL3 and MHLOTH3, were created by examination of the other-specify write-in responses for locations where a respondent received outpatient mental health treatment/counseling. See additional information above the location of outpatient mental health treatment recode variable, MHLMNT3.

The following variable, MHLSCHL3, was assigned a positive response if a respondent indicated receiving outpatient mental health treatment/counseling in the past year (AMHOUTP3=1) at some location other than the five locations defined above (AUOPOTOP=1) and the location was classified as "School or University Setting/Clinic/Center" (AUOPYRS2=9). A negative response was assigned if the respondent indicated receiving outpatient mental health treatment/counseling in the past year (AMHOUTP3=1) at one of the five locations defined above but not some location other than these five locations (AUOPOTOP=6 AND AUOPYRS2=99), at some location other than the five locations defined above or "School or University Setting/Clinic/Center" and this location was classified as a valid outpatient treatment location (AUOPYRS2=1-6, 12, 13, 14, 15, 16, 18, 19, 20, 21, 23, 24, 25, 27, 28, 29, 31, 32, 33, 40, 41, 44, 46, 47, 52, 53, 57, 58, 60-70,77), or if they did not receive outpatient mental health treatment in the past year (AMHOUTP3=2). Respondents who indicated receiving outpatient treatment in the past year (AMHOUTP3=1) at some location other than the five locations defined above (AUOPOTOP=1) and the location was classified as an invalid or alternative source of treatment (AUOPYRS2=7, 8, 10, 11, 17, 22, 26, 30, 34-39, 42, 45, 48-51, 54, 55, 56, 59, 71, 72, 73, 75, 76), bad data, don't know, refused, or blank (AUOPYRS2=85, 94, 97, 98), aged 12-17 (AUOPYRS2=89, 99 and AMHOUTP3=.), or classified as missing for receiving outpatient treatment in the past year (AMHOUTP3=.) were set to SAS missing.

(AMHOUTP3, AUOPOTOP, AUOPYRS2)

MHLSCHL3

Len : 1 RC-RCVD OUTP MH TRT AT A SCHOOL SETTING IN PST YR

	Freq	Pct
. = Otherwise (See comment above)	6603	20.07
0 = No (See comment above).....	26264	79.85
1 = Yes (See comment above)	26	0.08

RECODED ADULT MENTAL HEALTH SERVICE UTILIZATION

The following variable, MHL0TH3, was assigned a positive response if a respondent indicated receiving outpatient mental health treatment/counseling in the past year (AMHOUTP3=1) at some location other than the six locations defined above and was classified as a valid location for outpatient mental health treatment/counseling and not considered an alternative source of treatment (AUOPOTOP=1 and AUOPYRS2=12-16, 18-21, 23, 24, 25, 27, 28, 29, 31, 32, 33, 40, 41, 44, 46, 47, 52, 53, 57, 58, 60-70, 77). A negative response was assigned if the respondent indicated receiving outpatient mental health treatment/counseling in the past year (AMHOUTP3=1) at one of the first five specified locations but not some location other than these locations (AUOPOTOP=6 and AUOPYRS2=99), indicated some other location to be one of the six specified locations defined above (AUOPYRS2=1-6, 9, 43), provided a name of a facility (AUOPYRS2=70) as the 'other' location, or if reported not receiving outpatient mental health treatment in the past year (AMHOUTP3=2). Respondents who indicated receiving outpatient treatment in the past year (AMHOUTP3=1) at some location other than the five locations defined above (AUOPOTOP=1) and the location was classified as an invalid or alternative source of treatment (AUOPYRS2=7, 8, 10, 11, 17, 22, 26, 30, 34-39, 42, 45, 48-51, 54, 55, 56, 59, 71, 72, 73, 75, 76), bad data, don't know, refused, or blank (AUOPYRS2=85, 94, 97, 98), aged 12-17 (AUOPYRS2=89, 99 and AMHOUTP3=.), or classified as missing for receiving outpatient treatment in the past year (AMHOUTP3=.) were set to SAS missing.

(AMHOUTP3, AUOPOTOP, AUOPYRS2)

MHL0TH3 Len : 1 RC-RCVD OUTP MH TRT AT SOME OTHER PLACE IN PST YR

	Freq	Pct
. = Otherwise (See comment above)	6603	20.07
0 = No (See comment above).....	26251	79.81
1 = Yes (See comment above)	39	0.12

NOTE: The following 11 variables contain information about the source of payment for outpatient mental health treatment/counseling received in the past year. A respondent must have reported having received outpatient mental health treatment in the past year (AMHOUTP3=1) in order to be asked questions on the source of payment for treatment. A respondent was allowed to report any of 11 specific sources of payment.

(AMHOUTP3, AUOPPSLF)

MHPDLSLF2 Len : 1 RC-SELF/HHOLD FAM MBR PAID FOR OUTP MH TRT IN PST YR

	Freq	Pct
. = No/Unkwn MH Trt/Unkwn Sourc/Aged 12-17 (Otherwise).....	29793	90.58
0 = No (AMHOUTP3=1 and AUOPPSLF=6)	1729	5.26
1 = Yes (AMHOUTP3=1 and AUOPPSLF=1).....	1371	4.17

(AMHOUTP3, AUPOPOFM)

MHPDOFM2 Len : 1 RC-NON-HHOLD FAM MBR PAID FOR OUTP MH TRT IN PST YR

	Freq	Pct
. = No/Unkwn MH Trt/Unkwn Sourc/Aged 12-17 (Otherwise).....	29793	90.58
0 = No (AMHOUTP3=1 and AUPOPOFM=6).....	2967	9.02
1 = Yes (AMHOUTP3=1 and AUPOPOFM=1).....	133	0.40

(AMHOUTP3, AUPOPPHI)

MHPDPHI2 Len : 1 RC-PRIV HEALTH INSUR PAID FOR OUTP MH TRT IN PST YR

	Freq	Pct
. = No/Unkwn MH Trt/Unkwn Sourc/Aged 12-17 (Otherwise).....	29793	90.58
0 = No (AMHOUTP3=1 and AUPOPPHI=6).....	1759	5.35
1 = Yes (AMHOUTP3=1 and AUPOPPHI=1).....	1341	4.08

(AMHOUTP3, AUPOPMCR)

MHPDMCR2 Len : 1 RC-MEDICARE PAID FOR OUTP MH TRT IN PST YR

	Freq	Pct
. = No/Unkwn MH Trt/Unkwn Sourc/Aged 12-17 (Otherwise).....	29793	90.58
0 = No (AMHOUTP3=1 and AUPOPMCR=6)	2787	8.47
1 = Yes (AMHOUTP3=1 and AUPOPMCR=1).....	313	0.95

(AMHOUTP3, AUPOPMCD)

MHPDMCD2 Len : 1 RC-MEDICAID PAID FOR OUTP MH TRT IN PST YR

	Freq	Pct
. = No/Unkn MH Trt /Unkwn Sourc/Aged 12-17 (Otherwise).....	29793	90.58
0 = No (AMHOUTP3=1 and AUPOPMCD=6)	2639	8.02
1 = Yes (AMHOUTP3=1 and AUPOPMCD=1).....	461	1.40

(AMHOUTP3, AUPOPPEH)

MHPDREH2 Len : 1 RC-REHAB PGM PAID FOR OUTP MH TRT IN PST YR

	Freq	Pct
. = No/Unkwn MH Trt/Unkwn Sourc/Aged 12-17 (Otherwise).....	29793	90.58
0 = No (AMHOUTP3=1 and AUPOPPEH=6)	3091	9.40
1 = Yes (AMHOUTP3=1 and AUPOPPEH=1).....	9	0.03

RECORDED ADULT MENTAL HEALTH SERVICE UTILIZATION

(AMHOUTP3, AUPOPEMP)

<u>MHPDEMP2</u>	Len : 1 RC-EMPLOYER PAID FOR OUTP MH TRT IN PST YR		
	. = No/Unkwn MH Trt/Unkwn Sourc/Aged 12-17 (Otherwise).....	Freq	Pct
	0 = No (AMHOUTP3=1 and AUPOPEMP=6).....	29793	90.58
	1 = Yes (AMHOUTP3=1 and AUPOPEMP=1).....	2854	8.68
		246	0.75

(AMHOUTP3, AUPOPML)

<u>MHPDMIL2</u>	Len : 1 RC-VA OR MILITARY PGM PAID FOR OUTP MH TRT IN PST YR		
	. = No/Unkwn MH Trt/Unkwn Sourc/Aged 12-17 (Otherwise).....	Freq	Pct
	0 = No (AMHOUTP3=1 and AUPOPML=6).....	29793	90.58
	1 = Yes (AMHOUTP3=1 and AUPOPML=1).....	2994	9.10
		106	0.32

(AMHOUTP3, AUPOPPUB)

<u>MHPDPUB2</u>	Len : 1 RC-OTH PUBLIC SOURCE PAID FOR OUTP MH TRT IN PST YR		
	. = No/Unkwn MH Trt/Unkwn Sourc/Aged 12-17 (Otherwise).....	Freq	Pct
	0 = No (AMHOUTP3=1 and AUPOPPUB=6).....	29793	90.58
	1 = Yes (AMHOUTP3=1 and AUPOPPUB=1).....	3048	9.27
		52	0.16

(AMHOUTP3, AUPOPDRV)

<u>MHPDPRV2</u>	Len : 1 RC-OTH PRIVATE SOURCE PAID FOR OUTP MH TRT IN PST YR		
	. = No/Unkwn MH Trt/Unkwn Sourc/Aged 12-17 (Otherwise).....	Freq	Pct
	0 = No (AMHOUTP3=1 and AUPOPDRV=6).....	29793	90.58
	1 = Yes (AMHOUTP3=1 and AUPOPDRV=1).....	3064	9.32
		36	0.11

(AMHOUTP3, AUPOPFRE)

<u>MHPDFRE2</u>	Len : 1 RC-FREE - NOBODY PAID FOR OUTP MH TRT IN PST YR		
	. = No/Unkwn MH Trt/Unkwn Sourc/Aged 12-17 (Otherwise).....	Freq	Pct
	0 = No (AMHOUTP3=1 and AUPOPFRE=6).....	29793	90.58
	1 = Yes (AMHOUTP3=1 and AUPOPFRE=1).....	2905	8.83
		195	0.59

NOTE: The following 15 variables contain information about the reasons for not receiving mental health treatment/counseling that was needed in the past year. A respondent must have reported not receiving mental health treatment that was needed in the past year (AMHTXND2=1) in order to be asked the questions on the reason for not receiving treatment. A respondent was allowed to report any of eight specific reasons or "Some Other Reason." If a respondent reported "Some Other Reason," they were allowed to report any of six additional specific reasons or report "Some Other Reason" again. If a respondent reported "Some Other Reason" again, they were then asked to provide the most important other reason in a followup question. The first 14 variables below were created by examination of the variables containing information on the 14 specific reasons; while the last two variables were created by examination of the most important other-specify reasons.

(AMHTXND2, AUUNNCOST)

<u>MHRCOST2</u>	Len : 1 RC-NO MH TRT IN PST YR B/C COULD NOT AFFORD COST		
	. = No Unmet Need/Unkn Reas/Aged 12-17 (Otherwise).....	Freq	Pct
	0 = No (AMHTXND2=1 and AUUNNCOST=6).....	29730	90.38
	1 = Yes (AMHTXND2=1 and AUUNNCOST=1,3).....	1902	5.78
		1261	3.83

(AMHTXND2, AUUNNBR)

<u>MHRNBR2</u>	Len : 1 RC-NO MH TRT IN PST YR B/C FEAR OF NEIGHBRS NEG OPIN		
	. = No Unmet Need/Unkn Reas/Aged 12-17 (Otherwise).....	Freq	Pct
	0 = No (AMHTXND2=1 and AUUNNBR=6).....	29730	90.38
	1 = Yes (AMHTXND2=1 and AUUNNBR=1,3).....	2791	8.49
		372	1.13

(AMHTXND2, AUUNJOB)

<u>MHRJOB2</u>	Len : 1 RC-NO MH TRT IN PST YR B/C FEAR OF NEG AFFECT ON JOB		
	. = No Unmet Need/Unkn Reas/Aged 12-17 (Otherwise).....	Freq	Pct
	0 = No (AMHTXND2=1 and AUUNJOB=6).....	29730	90.38
	1 = Yes (AMHTXND2=1 and AUUNJOB=1,3).....	2869	8.72
		294	0.89

RECODED ADULT MENTAL HEALTH SERVICE UTILIZATION

(AMHTXND2, AUUNNCOV)

<u>MHRNCOV2</u>	Len : 1 RC-NO MH TRT IN PST YR B/C INSUR NOT COVER AT ALL		
	. = No Unmet Need/Unkn Reas/Aged 12-17 (Otherwise)	Freq	Pct
	0 = No (AMHTXND2=1 and AUUNNCOV=6)	29730	90.38
	1 = Yes (AMHTXND2=1 and AUUNNCOV=1,3)	2898	8.81
		265	0.81

(AMHTXND2, AUUNENUF)

<u>MHRENUF2</u>	Len : 1 RC-NO MH TRT IN PST YR B/C INSUR NOT PAY ENOUGH		
	. = No Unmet Need/Unkn Reas/Aged 12-17 (Otherwise)	Freq	Pct
	0 = No (AMHTXND2=1 and AUUNENUF=6)	29730	90.38
	1 = Yes (AMHTXND2=1 and AUUNENUF=1,3)	2594	7.89
		569	1.73

(AMHTXND2, AUUNWHER)

<u>MHRWHER2</u>	Len : 1 RC-NO MH TRT IN PST YR B/C DID NOT KNOW WHERE TO GO		
	. = No Unmet Need/Unkn Reas/Aged 12-17 (Otherwise)	Freq	Pct
	0 = No (AMHTXND2=1 and AUUNWHER=6)	29730	90.38
	1 = Yes (AMHTXND2=1 and AUUNWHER=1,3)	2221	6.75
		942	2.86

(AMHTXND2, AUUNCFID)

<u>MHRCFID2</u>	Len : 1 RC-NO MH TRT IN PST YR B/C CONFIDENTIALITY CONCERNS		
	. = No Unmet Need/Unkn Reas/Aged 12-17 (Otherwise)	Freq	Pct
	0 = No (AMHTXND2=1 and AUUNCFID=6)	29730	90.38
	1 = Yes (AMHTXND2=1 and AUUNCFID=1,3)	2852	8.67
		311	0.95

(AMHTXND2, AUUNCMIT)

<u>MHRCMIT2</u>	Len : 1 RC-NO MH TRT IN PST YR B/C FEAR BEING COMMITTED/MED		
	. = No Unmet Need/Unkn Reas/Aged 12-17 (Otherwise)	Freq	Pct
	0 = No (AMHTXND2=1 and AUUNCMIT=6)	29730	90.38
	1 = Yes (AMHTXND2=1 and AUUNCMIT=1,3)	2733	8.31
		430	1.31

(AMHTXND2, AUUNNOND)

<u>MHRNOND2</u>	Len : 1 RC-NO MH TRT IN PST YR B/C DIDN'T THINK TRT NEEDED		
	. = No Unmet Need/Unkn Reas/Aged 12-17 (Otherwise)	Freq	Pct
	0 = No (AMHTXND2=1 and AUUNNOND=6)	29731	90.39
	1 = Yes (AMHTXND2=1 and AUUNNOND=1,3)	2854	8.68
		308	0.94

(AMHTXND2, AUUNHNDL)

<u>MHRHAND2</u>	Len : 1 RC-NO MH TRT IN PST YR B/C THGT COULD HANDLE PRB W/O		
	. = No Unmet Need/Unkn Reas/Aged 12-17 (Otherwise)	Freq	Pct
	0 = No (AMHTXND2=1 and AUUNHNDL=6)	29731	90.39
	1 = Yes (AMHTXND2=1 and AUUNHNDL=1,3)	2217	6.74
		945	2.87

(AMHTXND2, AUUNNHLP)

<u>MHRNOHP2</u>	Len : 1 RC-NO MH TRT IN PST YR B/C DIDN'T THINK TRT WOULD HELP		
	. = No Unmet Need/Unkn Reas/Aged 12-17 (Otherwise)	Freq	Pct
	0 = No (AMHTXND2=1 and AUUNNHLP=6)	29731	90.39
	1 = Yes (AMHTXND2=1 and AUUNNHLP=1,3)	2737	8.32
		425	1.29

(AMHTXND2, AUUNBUSY)

<u>MHRTIME2</u>	Len : 1 RC-NO MH TRT IN PST YR B/C DIDN'T HAVE TIME		
	. = No Unmet Need/Unkn Reas/Aged 12-17 (Otherwise)	Freq	Pct
	0 = No (AMHTXND2=1 and AUUNBUSY=6)	29731	90.39
	1 = Yes (AMHTXND2=1 and AUUNBUSY=1,3)	2471	7.51
		691	2.10

RECODED ADULT MENTAL HEALTH SERVICE UTILIZATION

(AMHTXND2, AUUNFOUT)

<u>MHRFOUT2</u>	Len : 1 RC-NO MH TRT IN PST YR B/C DIDNT WANT OTH TO FIND OUT		
	. = No Unmet Need/Unkn Reas/Aged 12-17 (Otherwise)	Freq	Pct
	0 = No (AMHTXND2=1 and AUUNFOUT=6).....	29731	90.39
	1 = Yes (AMHTXND2=1 and AUUNFOUT=1,3).....	241	0.73

(AMHTXND2, AUUNNTSP)

<u>MHRTRAN2</u>	Len : 1 RC-NO MH TRT IN PST YR B/C NO TRANS OR INCONVENIENT		
	. = No Unmet Need/Unkn Reas/Aged 12-17 (Otherwise)	Freq	Pct
	0 = No (AMHTXND2=1 and AUUNNTSP=6)	29731	90.39
	1 = Yes (AMHTXND2=1 and AUUNNTSP=1,3)	179	0.54

The following variable, MHRSOOTH2, was assigned a positive response if a respondent reported not receiving mental health treatment that was needed in the past year (AMHTXND2=1) and the reason for not receiving that treatment was other than the fourteen reasons listed above (AUUNSOR=1 and AUUNRIM2=15-59). A negative response was assigned if a respondent reported not receiving mental health treatment that was needed in the past year (AMHTXND2=1) and reported one of the reasons listed in the fourteen variables above, respondent did/had appt for mental health treatment/counseling or did not report an other-specify reason for not receiving this treatment (AUUNSOR=1, 6 and AUUNRIM2=1-14, 60-70, 85, 94, 97, 98, 99).

(AMHTXND2, AUUNRIM2, AUUNSOR)

<u>MHRSOOTH2</u>	Len : 1 RC-NO MH TRT IN PST YR B/C SOME OTHER REASON		
	. = No Unmet Need/Unkn Reas/Aged 12-17 (Otherwise)	Freq	Pct
	0 = No (See comment above).....	29730	90.38
	1 = Yes (See comment above)	2824	8.59
		339	1.03

NOTE: The following four variables were created by using a combination of variables from the following sections: Recoded Adult Mental Health Service Utilization and Recoded Drug Treatment. Specifications on how the individual Recoded Adult Mental Health Service Utilization variable was defined can be found above. Specifications on how the individual Recoded Drug Treatment variable was defined can be found in the Recoded Drug Treatment section. Please note that these variables may be similar to previously defined variables but due to changes in the substance treatment variables, they have been renamed and are no longer comparable.

(AMHTXRC3, TXYRSPILAL)

<u>RCVMHOSPTX</u>	Len : 1 RC-RCVD MH TRT OR SUB TRT AT SPEC FAC IN PST YR		
	. = Yth/Unkn (AGE2=1-6 or (AMHTXRC3=, & TXYRSPILAL=0))	Freq	Pct
	0 = No MH & No/Unk Sub Trt (AMHTXRC3=2 & TXYRSPILAL=0).....	6509	19.79
	1 = MH or Sub Trt at Spc Fac (AMHTXRC3=1 or TXYRSPILAL=1)	20744	63.07
		5640	17.15

(AMHTXRC3, TXYRSPILAL)

<u>RCVMHNSPTX</u>	Len : 1 RC-RCVD MH TRT BUT NOT SUB TRT AT SPEC FAC IN PST YR		
	. = Yth/Unkn (AGE2=1-6 or (AMHTXRC3=, & TXYRSPILAL=0))	Freq	Pct
	0 = No MH or Sub Trt at Spc Fac (AMHTXRC3=2 or TXYRSPILAL=1).....	6509	19.79
	1 = Mental Hlth Trt Only (AMHTXRC3=1 and TXYRSPILAL=0).....	21035	63.95
		5349	16.26

(AMHTXRC3, TXYRSPILAL)

<u>RCVSPTXNMH</u>	Len : 1 RC-RCVD SUB TRT AT SPEC FAC BUT NOT MH TRT IN PST YR		
	. = Yth/Unkn (AGE2=1-6 or (AMHTXRC3=, & TXYRSPILAL=1))	Freq	Pct
	0 = No/Unk Sub Trt or MH Trt (AMHTXRC3=1 or TXYRSPILAL=0).....	5728	17.41
	1 = Sub Trt at Spc Fac Only (AMHTXRC3=2 & TXYRSPILAL=1)	27042	82.21
		123	0.37

(AMHTXRC3, TXYRSPILAL)

<u>RCVMHASPTX</u>	Len : 1 RC-RCVD BOTH MH TRT AND SUB TRT AT SPEC FAC IN PST YR		
	. = Yth/Unkn (AGE2=1-6 or (AMHTXRC3=, & TXYRSPILAL=1))	Freq	Pct
	0 = No MH or No/Unk Sub Trt (AMHTXRC3=2 or TXYRSPILAL=0).....	5728	17.41
	1 = MH & Sub Trt at Sp Fac (AMHTXRC3=1 & TXYRSPILAL=1)	27002	82.09
		163	0.50

SOCIAL ENVIRONMENT

SOCIAL ENVIRONMENT

The values in this section may be inconsistent with values for variables in other sections of the interview. Items in this section were edited when respondents legitimately skipped out of these items based on prior answers in earlier sections. Otherwise, variables in one section of the interview generally were not edited to make them consistent with variables in another section of the interview. This note applies to variables in this section marked by a¹.

The next questions are about things you might or might not have done recently.

During the past 12 months, how many times have you sold illegal drugs?

(SEN12A)

SNYSELL¹

Len : 2 SOLD ILLEGAL DRUGS

	Freq	Pct
1 = 0 times	26014	79.09
2 = 1 or 2 times	182	0.55
3 = 3 to 5 times	66	0.20
4 = 6 to 9 times	42	0.13
5 = 10 or more times	117	0.36
85 = BAD DATA Logically assigned	3	0.01
94 = DON'T KNOW	23	0.07
97 = REFUSED	25	0.08
98 = BLANK (NO ANSWER)	698	2.12
99 = LEGITIMATE SKIP	5723	17.40

During the past 12 months, how many times have you stolen or tried to steal anything worth more than \$50?

(SEN12B)

SNYSTOLE¹

Len : 2 STOLEN/TRIED TO STEAL ANYTHING WORTH > \$50

	Freq	Pct
1 = 0 times	26172	79.57
2 = 1 or 2 times	159	0.48
3 = 3 to 5 times	42	0.13
4 = 6 to 9 times	16	0.05
5 = 10 or more times	34	0.10
85 = BAD DATA Logically assigned	3	0.01
94 = DON'T KNOW	18	0.05
97 = REFUSED	24	0.07
98 = BLANK (NO ANSWER)	702	2.13
99 = LEGITIMATE SKIP	5723	17.40

During the past 12 months, how many times have you attacked someone with the intent to seriously hurt them?

(SEN12C)

SNYATTAK¹

Len : 2 ATTACKED SOMEONE W/INTENT TO SERIOUSLY HURT THEM

	Freq	Pct
1 = 0 times	26176	79.58
2 = 1 or 2 times	195	0.59
3 = 3 to 5 times	34	0.10
4 = 6 to 9 times	6	0.02
5 = 10 or more times	12	0.04
85 = BAD DATA Logically assigned	3	0.01
94 = DON'T KNOW	18	0.05
97 = REFUSED	23	0.07
98 = BLANK (NO ANSWER)	703	2.14
99 = LEGITIMATE SKIP	5723	17.40

How do you feel about adults trying marijuana or hashish once or twice?

(SEN13B)

SNFAMJEV¹

Len : 2 HOW YOU FEEL: ADLTS TRYING MJ/HASH

	Freq	Pct
1 = Neither approve nor disapprove	18438	56.05
2 = Somewhat disapprove	3060	9.30
3 = Strongly disapprove	4682	14.23
85 = BAD DATA Logically assigned	3	0.01
94 = DON'T KNOW	144	0.44
97 = REFUSED	135	0.41
98 = BLANK (NO ANSWER)	708	2.15
99 = LEGITIMATE SKIP	5723	17.40

SOCIAL ENVIRONMENT

During the past 12 months, how many times did you attend religious services? Please do not include special occasions such as weddings, funerals, or other special events in your answer.

(SENRELAT)
SNRLGSVC¹

Len : 2 PAST 12 MOS, HOW MANY RELIG. SERVICES

	Freq	Pct
1 = 0 times	13604	41.36
2 = 1 to 2 times	2783	8.46
3 = 3 to 5 times	2056	6.25
4 = 6 to 24 times	2850	8.66
5 = 25 to 52 times	2863	8.70
6 = More than 52 times	2160	6.57
85 = BAD DATA Logically assigned	3	0.01
94 = DON'T KNOW	59	0.18
97 = REFUSED	81	0.25
98 = BLANK (NO ANSWER)	711	2.16
99 = LEGITIMATE SKIP	5723	17.40

These next questions are about the role that religious beliefs may play in your life. For each statement, please indicate whether you strongly disagree, disagree, agree, or strongly agree.

Your religious beliefs are a very important part of your life.

(SENREBE1)
SNRLGIMP¹

Len : 2 MY RELIGIOUS BELIEFS ARE VERY IMPORTANT

	Freq	Pct
1 = Strongly Disagree	5581	16.97
2 = Disagree	4610	14.02
3 = Agree	8376	25.46
4 = Strongly Agree	7508	22.83
85 = BAD DATA Logically assigned	3	0.01
94 = DON'T KNOW	174	0.53
97 = REFUSED	201	0.61
98 = BLANK (NO ANSWER)	717	2.18
99 = LEGITIMATE SKIP	5723	17.40

Your religious beliefs influence how you make decisions in your life.

(SENREBE2)
SNRLDCSN¹

Len : 2 MY RELIGIOUS BELIEFS INFLUENCE MY DECISIONS

	Freq	Pct
1 = Strongly Disagree	6018	18.30
2 = Disagree	5100	15.50
3 = Agree	8486	25.80
4 = Strongly Agree	6512	19.80
85 = BAD DATA Logically assigned	3	0.01
94 = DON'T KNOW	156	0.47
97 = REFUSED	172	0.52
98 = BLANK (NO ANSWER)	723	2.20
99 = LEGITIMATE SKIP	5723	17.40

It is important that your friends share your religious beliefs.

(SENREBE3)
SNRLFRND¹

Len : 2 IT IS IMPORTANT THAT MY FRIENDS SHARE REL BELIEFS

	Freq	Pct
1 = Strongly Disagree	9824	29.87
2 = Disagree	10337	31.43
3 = Agree	4522	13.75
4 = Strongly Agree	1423	4.33
85 = BAD DATA Logically assigned	3	0.01
94 = DON'T KNOW	177	0.54
97 = REFUSED	158	0.48
98 = BLANK (NO ANSWER)	726	2.21
99 = LEGITIMATE SKIP	5723	17.40

YOUTH EXPERIENCES

YOUTH EXPERIENCES

The values in this section may be inconsistent with values for variables in other sections of the interview. Items in this section were edited when respondents legitimately skipped out of these items based on prior answers in earlier sections. Otherwise, variables in one section of the interview generally were not edited to make them consistent with variables in another section of the interview. This note applies to variables in this section marked by a¹.

The next questions are about school. By "school," we mean elementary school, junior high or middle school, high school, or a college or university. Please include home schooling as well.

Have you attended any type of school at any time during the past 12 months?

(YE09)

YEATNDYR¹

Len : 2 ATTENDED ANY TYPE OF SCHOOL PAST 12 MONTHS

	Freq	Pct
1 = Yes.....	5472	16.64
2 = No.....	212	0.64
85 = BAD DATA Logically assigned.....	5	0.02
94 = DON'T KNOW.....	16	0.05
97 = REFUSED.....	10	0.03
98 = BLANK (NO ANSWER).....	8	0.02
99 = LEGITIMATE SKIP.....	27170	82.60

Some parents decide to educate their children at home rather than send them to school. Have you been home-schooled at any time during the past 12 months?

(YE09A)

YEHMSLYR¹

Len : 2 HOME SCHOOLED AT ANY TIME DURING THE PAST 12 MOS

	Freq	Pct
1 = Yes.....	38	0.12
2 = No.....	185	0.56
85 = BAD DATA Logically assigned.....	5	0.02
94 = DON'T KNOW.....	8	0.02
97 = REFUSED.....	7	0.02
98 = BLANK (NO ANSWER).....	8	0.02
99 = LEGITIMATE SKIP.....	32642	99.24

Which of the statements below best describes how you felt overall about going to school during the past 12 months?

(YE10)

YESCHFLT¹

Len : 2 HOW YOU FELT OVERALL ABT GOING TO SCHL PAST 12 MOS

	Freq	Pct
1 = You liked going to school a lot.....	1271	3.86
2 = You kind of liked going to school.....	2710	8.24
3 = You didn't like going to school very much.....	1139	3.46
4 = You hated going to school.....	380	1.16
94 = DON'T KNOW.....	5	0.02
97 = REFUSED.....	12	0.04
98 = BLANK (NO ANSWER).....	33	0.10
99 = LEGITIMATE SKIP.....	27343	83.13

During the past 12 months, how often did you feel that the school work you were assigned to do was meaningful and important?

(YE11)

YESCHWRK¹

Len : 2 HOW OFTEN FELT SCHL WORK MEANINGFUL PST 12 MOS

	Freq	Pct
1 = Always.....	1033	3.14
2 = Sometimes.....	2752	8.37
3 = Seldom.....	1290	3.92
4 = Never.....	419	1.27
94 = DON'T KNOW.....	15	0.05
97 = REFUSED.....	8	0.02
98 = BLANK (NO ANSWER).....	33	0.10
99 = LEGITIMATE SKIP.....	27343	83.13

YOUTH EXPERIENCES

How important do you think the things you have learned in school during the past 12 months are going to be to you later in life?

(YE12)

YESCHIMP¹

Len : 2 HOW IMPT THINGS LEARNED PST 12 MOS ARE GOING TO BE

	Freq	Pct
1 = Very important.....	1343	4.08
2 = Somewhat important.....	2541	7.73
3 = Somewhat unimportant.....	1219	3.71
4 = Very unimportant.....	391	1.19
94 = DON'T KNOW.....	10	0.03
97 = REFUSED.....	13	0.04
98 = BLANK (NO ANSWER).....	33	0.10
99 = LEGITIMATE SKIP.....	27343	83.13

How interesting do you think most of your courses at school during the past 12 months have been?

(YE13)

YESCHINT¹

Len : 2 HOW INTERESTING ARE COURSES AT SCHL PAST 12 MONTHS

	Freq	Pct
1 = Very interesting.....	993	3.02
2 = Somewhat interesting.....	2731	8.30
3 = Somewhat boring.....	1259	3.83
4 = Very boring.....	512	1.56
94 = DON'T KNOW.....	9	0.03
97 = REFUSED.....	13	0.04
98 = BLANK (NO ANSWER).....	33	0.10
99 = LEGITIMATE SKIP.....	27343	83.13

During the past 12 months, how often did your teachers at school let you know when you were doing a good job with you school work?

(YE14)

YETCGJOB¹

Len : 2 HOW OFTEN TCHR SAY DOING A GOOD JOB PAST 12 MONTHS

	Freq	Pct
1 = Always.....	1601	4.87
2 = Sometimes.....	2479	7.54
3 = Seldom.....	984	2.99
4 = Never.....	427	1.30
94 = DON'T KNOW.....	14	0.04
97 = REFUSED.....	12	0.04
98 = BLANK (NO ANSWER).....	33	0.10
99 = LEGITIMATE SKIP.....	27343	83.13

What were your grades for the last semester or grading period you completed?

(YE15)

YELSTGRD¹

Len : 2 GRADES FOR LAST SEMESTER/GRADING PERIOD COMPLETED

	Freq	Pct
1 = An "A+", "A" or "A-minus" average.....	2379	7.23
2 = A "B+", "B" or "B-minus" average.....	1843	5.60
3 = A "C+", "C" or "C-minus" average.....	713	2.17
4 = A "D" or less than a "D" average.....	214	0.65
5 = My school does not give these grades.....	255	0.78
94 = DON'T KNOW.....	74	0.22
97 = REFUSED.....	39	0.12
98 = BLANK (NO ANSWER).....	33	0.10
99 = LEGITIMATE SKIP.....	27343	83.13

YOUTH EXPERIENCES

How many of the students in your grade at school would you say smoke cigarettes?

Please think about the school you would be attending if you were not home-schooled, as you answer these next questions.

How many of the students in your grade at school would you say smoke cigarettes?

(YE16A)

YESTSCIG¹

Len : 2 HOW MANY SDNTS YOU KNOW IN GRADE SMOKE CIGARETTES

	Freq	Pct
1 = None of them	1932	5.87
2 = A few of them	2867	8.72
3 = Most of them.....	440	1.34
4 = All of them.....	17	0.05
94 = DON'T KNOW	245	0.74
97 = REFUSED	16	0.05
98 = BLANK (NO ANSWER)	33	0.10
99 = LEGITIMATE SKIP.....	27343	83.13

How many of the students in your grade at school would you say use marijuana or hashish?

(YE16B)

YESTSMJ¹

Len : 2 HOW MANY SDNTS YOU KNOW IN GRADE USE MJ/HASH

	Freq	Pct
1 = None of them	1946	5.92
2 = A few of them	2172	6.60
3 = Most of them.....	1071	3.26
4 = All of them.....	60	0.18
94 = DON'T KNOW	250	0.76
97 = REFUSED	18	0.05
98 = BLANK (NO ANSWER)	33	0.10
99 = LEGITIMATE SKIP.....	27343	83.13

How many of the students in your grade at school would you say drink alcoholic beverages?

(YE16C)

YESTSALC¹

Len : 2 HOW MANY SDNTS YOU KNOW IN GRADE DRINK ALCOHOL

	Freq	Pct
1 = None of them	1687	5.13
2 = A few of them	2233	6.79
3 = Most of them.....	1270	3.86
4 = All of them.....	75	0.23
94 = DON'T KNOW	236	0.72
97 = REFUSED	16	0.05
98 = BLANK (NO ANSWER)	33	0.10
99 = LEGITIMATE SKIP.....	27343	83.13

How many of the students in your grade at school would you say get drunk at least once a week?

(YE16D)

YESTSDNK¹

Len : 2 HOW MANY SDNTS YOU KNOW GET DRUNK WEEKLY

	Freq	Pct
1 = None of them	2790	8.48
2 = A few of them	2002	6.09
3 = Most of them.....	393	1.19
4 = All of them.....	23	0.07
94 = DON'T KNOW	294	0.89
97 = REFUSED	15	0.05
98 = BLANK (NO ANSWER)	33	0.10
99 = LEGITIMATE SKIP.....	27343	83.13

YOUTH EXPERIENCES

The next questions ask about your parents. By parents, we mean either your biological parents, adoptive parents, stepparents, or adult guardians who live in your household.

During the past 12 months, how often did your parents check on whether you had done your homework?

(YE06A)

YEPCHKHW¹

Len : 2 PRNTS CHECK IF YOU'VE DONE HOMEWORK PST 12 MOS

	Freq	Pct
1 = Always.....	2949	8.97
2 = Sometimes	1595	4.85
3 = Seldom.....	558	1.70
4 = Never	387	1.18
94 = DON'T KNOW	12	0.04
97 = REFUSED	16	0.05
98 = BLANK (NO ANSWER)	33	0.10
99 = LEGITIMATE SKIP.....	27343	83.13

During the past 12 months, how often did your parents provide help with your homework when you needed it?

(YE06B)

YEPHLPHW¹

Len : 2 PRNTS HELPED YOU W/HOMEWORK PAST 12 MONTHS

	Freq	Pct
1 = Always.....	3224	9.80
2 = Sometimes	1174	3.57
3 = Seldom.....	536	1.63
4 = Never	537	1.63
94 = DON'T KNOW	21	0.06
97 = REFUSED	25	0.08
98 = BLANK (NO ANSWER)	33	0.10
99 = LEGITIMATE SKIP.....	27343	83.13

During the past 12 months, how often did your parents make you do chores around the house?

(YE06C)

YEPCHORE¹

Len : 2 PRNTS MADE YOU DO WORK/CHORES PAST 12 MONTHS

	Freq	Pct
1 = Always.....	2738	8.32
2 = Sometimes	2336	7.10
3 = Seldom.....	441	1.34
4 = Never	160	0.49
85 = BAD DATA Logically assigned	5	0.02
94 = DON'T KNOW	18	0.05
97 = REFUSED	17	0.05
98 = BLANK (NO ANSWER)	8	0.02
99 = LEGITIMATE SKIP.....	27170	82.60

During the past 12 months, how often did your parents limit the amount of time you watched TV?

(YE06D)

YEPLMTTV¹

Len : 2 PRNTS LIMITED YOUR AMT OF TV TIME PST 12 MOS

	Freq	Pct
1 = Always.....	804	2.44
2 = Sometimes	1676	5.10
3 = Seldom.....	1041	3.16
4 = Never	2125	6.46
85 = BAD DATA Logically assigned.....	5	0.02
94 = DON'T KNOW	36	0.11
97 = REFUSED	28	0.09
98 = BLANK (NO ANSWER)	8	0.02
99 = LEGITIMATE SKIP.....	27170	82.60

YOUTH EXPERIENCES

During the past 12 months, how often did your parents limit the amount of time you went out with friends on school nights?

(YE06E)

YEPLMTSN¹

Len : 2 PRNTS LIMITED YOUR TIME OUT W/FRNDS PST 12 MOS

	Freq	Pct
1 = Always.....	1936	5.89
2 = Sometimes.....	1499	4.56
3 = Seldom.....	870	2.64
4 = Never.....	1070	3.25
94 = DON'T KNOW.....	107	0.33
97 = REFUSED.....	35	0.11
98 = BLANK (NO ANSWER).....	33	0.10
99 = LEGITIMATE SKIP.....	27343	83.13

During the past 12 months, how often did your parents let you know when you'd done a good job?

(YE06F)

YEPGDJOB¹

Len : 2 PRNTS LET YOU KNOW DONE A GOOD JOB PST 12 MOS

	Freq	Pct
1 = Always.....	2942	8.94
2 = Sometimes.....	1923	5.85
3 = Seldom.....	568	1.73
4 = Never.....	239	0.73
85 = BAD DATA Logically assigned.....	5	0.02
94 = DON'T KNOW.....	28	0.09
97 = REFUSED.....	10	0.03
98 = BLANK (NO ANSWER).....	8	0.02
99 = LEGITIMATE SKIP.....	27170	82.60

During the past 12 months, how often did your parents tell you they were proud of you for something you had done?

(YE06G)

YEPPROUD¹

Len : 2 TELL YOU THEY'RE PROUD OF SOMETHING YOU'D DONE

	Freq	Pct
1 = Always.....	2987	9.08
2 = Sometimes.....	1773	5.39
3 = Seldom.....	643	1.95
4 = Never.....	267	0.81
85 = BAD DATA Logically assigned.....	5	0.02
94 = DON'T KNOW.....	28	0.09
97 = REFUSED.....	12	0.04
98 = BLANK (NO ANSWER).....	8	0.02
99 = LEGITIMATE SKIP.....	27170	82.60

During the past 12 months, how many times have you argued or had a fight with at least one of your parents?

(YE18A)

YHEYARGUP¹

Len : 2 ARGUED/HAD A FIGHT WITH AT LEAST ONE OF YOUR PRNTS

	Freq	Pct
1 = 0 times.....	989	3.01
2 = 1 or 2 times.....	1626	4.94
3 = 3 to 5 times.....	1251	3.80
4 = 6 to 9 times.....	602	1.83
5 = 10 or more times.....	1134	3.45
85 = BAD DATA Logically assigned.....	5	0.02
94 = DON'T KNOW.....	79	0.24
97 = REFUSED.....	29	0.09
98 = BLANK (NO ANSWER).....	8	0.02
99 = LEGITIMATE SKIP.....	27170	82.60

YOUTH EXPERIENCES

During the past 12 months, how many times have you gotten into a serious fight at school or work?

(YE18B)

YEYFGTSW¹

Len : 2 GOTTEN INTO A SERIOUS FIGHT AT SCHOOL/WORK

	Freq	Pct
1 = 0 times	4867	14.80
2 = 1 or 2 times	628	1.91
3 = 3 to 5 times	115	0.35
4 = 6 to 9 times	33	0.10
5 = 10 or more times	30	0.09
85 = BAD DATA Logically assigned	6	0.02
94 = DON'T KNOW	21	0.06
97 = REFUSED	15	0.05
98 = BLANK (NO ANSWER)	8	0.02
99 = LEGITIMATE SKIP	27170	82.60

During the past 12 months, how many times have you taken part in a fight where a group of your friends fought against another group?

(YE18C)

YEYFGTGP¹

Len : 2 TAKEN PART IN FIGHT WHERE GROUP FIGHTS GROUP

	Freq	Pct
1 = 0 times	5121	15.57
2 = 1 or 2 times	439	1.33
3 = 3 to 5 times	70	0.21
4 = 6 to 9 times	24	0.07
5 = 10 or more times	15	0.05
85 = BAD DATA Logically assigned	6	0.02
94 = DON'T KNOW	20	0.06
97 = REFUSED	20	0.06
98 = BLANK (NO ANSWER)	8	0.02
99 = LEGITIMATE SKIP	27170	82.60

During the past 12 months, how many times have you carried a handgun?

(YE18D)

YEYHGUN¹

Len : 2 CARRIED A HANDGUN

	Freq	Pct
1 = 0 times	5410	16.45
2 = 1 or 2 times	179	0.54
3 = 3 to 5 times	40	0.12
4 = 6 to 9 times	19	0.06
5 = 10 or more times	28	0.09
85 = BAD DATA Logically assigned	6	0.02
94 = DON'T KNOW	17	0.05
97 = REFUSED	16	0.05
98 = BLANK (NO ANSWER)	8	0.02
99 = LEGITIMATE SKIP	27170	82.60

During the past 12 months, how many times have you sold illegal drugs?

(YE18E)

YEYSELL¹

Len : 2 SOLD ILLEGAL DRUGS

	Freq	Pct
1 = 0 times	5603	17.03
2 = 1 or 2 times	48	0.15
3 = 3 to 5 times	14	0.04
4 = 6 to 9 times	6	0.02
5 = 10 or more times	14	0.04
85 = BAD DATA Logically assigned	6	0.02
94 = DON'T KNOW	11	0.03
97 = REFUSED	12	0.04
98 = BLANK (NO ANSWER)	9	0.03
99 = LEGITIMATE SKIP	27170	82.60

YOUTH EXPERIENCES

During the past 12 months, how many times have you stolen or tried to steal anything worth more than \$50?

(YE18F)

YEYSTOLE¹

Len : 2 STOLEN/TRIED TO STEAL ANYTHING WORTH >\$50

	Freq	Pct
1 = 0 times	5507	16.74
2 = 1 or 2 times	128	0.39
3 = 3 to 5 times	32	0.10
4 = 6 to 9 times	6	0.02
5 = 10 or more times	14	0.04
85 = BAD DATA Logically assigned	6	0.02
94 = DON'T KNOW	13	0.04
97 = REFUSED	8	0.02
98 = BLANK (NO ANSWER)	9	0.03
99 = LEGITIMATE SKIP	27170	82.60

During the past 12 months, how many times have you attacked someone with the intent to seriously hurt them?

(YE18G)

YEYATTAK¹

Len : 2 ATTACKED SOMEONE W/INTENT TO SERIOUSLY HURT THEM

	Freq	Pct
1 = 0 times	5408	16.44
2 = 1 or 2 times	245	0.74
3 = 3 to 5 times	26	0.08
4 = 6 to 9 times	3	0.01
5 = 10 or more times	6	0.02
85 = BAD DATA Logically assigned	6	0.02
94 = DON'T KNOW	11	0.03
97 = REFUSED	9	0.03
98 = BLANK (NO ANSWER)	9	0.03
99 = LEGITIMATE SKIP	27170	82.60

How do you think your parents would feel about you smoking one or more packs of cigarettes per day?

(YE07A)

YEPPKIG¹

Len : 2 HOW PRNTS WLD FEEL: YOU SMOKING 1+ PACK CIGS/DAY

	Freq	Pct
1 = Neither approve nor disapprove	174	0.53
2 = Somewhat disapprove	125	0.38
3 = Strongly disapprove	5333	16.21
85 = BAD DATA Logically assigned	6	0.02
94 = DON'T KNOW	53	0.16
97 = REFUSED	23	0.07
98 = BLANK (NO ANSWER)	9	0.03
99 = LEGITIMATE SKIP	27170	82.60

How do you think your parents would feel about you trying marijuana or hashish once or twice?

(YE07B)

YEPMJEV¹

Len : 2 HOW PRNTS WLD FEEL: YOU TRYING MJ/HASH

	Freq	Pct
1 = Neither Approve or Disapprove	324	0.99
2 = Somewhat Disapprove	617	1.88
3 = Strongly Disapprove	4689	14.26
85 = BAD DATA Logically assigned	6	0.02
94 = DON'T KNOW	54	0.16
97 = REFUSED	24	0.07
98 = BLANK (NO ANSWER)	9	0.03
99 = LEGITIMATE SKIP	27170	82.60

YOUTH EXPERIENCES

How do you think your parents would feel about you using marijuana or hashish once a month or more?

(YE07B1)

YEPMJMO¹

Len : 2 HOW PRNTS WLD FEEL: YOU USING MJ/HASH MONTHLY

	Freq	Pct
1 = Neither Approve or Disapprove	282	0.86
2 = Somewhat Disapprove	448	1.36
3 = Strongly Disapprove	4889	14.86
85 = BAD DATA Logically assigned	6	0.02
94 = DON'T KNOW	64	0.19
97 = REFUSED	24	0.07
98 = BLANK (NO ANSWER)	10	0.03
99 = LEGITIMATE SKIP	27170	82.60

How do you think your parents would feel about you having one or two drinks of an alcoholic beverage nearly every day?

(YE07C)

YEPALDLY¹

Len : 2 HOW PRNTS WLD FEEL: YOU DRINKING ALC DAILY

	Freq	Pct
1 = Neither Approve or Disapprove	150	0.46
2 = Somewhat Disapprove	317	0.96
3 = Strongly Disapprove	5166	15.71
85 = BAD DATA Logically assigned	6	0.02
94 = DON'T KNOW	53	0.16
97 = REFUSED	21	0.06
98 = BLANK (NO ANSWER)	10	0.03
99 = LEGITIMATE SKIP	27170	82.60

How do you feel about someone your age smoking one or more packs of cigarettes a day?

(YE19A)

YEGPKCIG¹

Len : 2 HOW YOU FEEL S/ONE YOUR AGE SMOKG 1+ PK CIGS/DY

	Freq	Pct
1 = Neither approve nor disapprove	327	0.99
2 = Somewhat disapprove	493	1.50
3 = Strongly disapprove	4816	14.64
85 = BAD DATA Logically assigned	6	0.02
94 = DON'T KNOW	50	0.15
97 = REFUSED	21	0.06
98 = BLANK (NO ANSWER)	10	0.03
99 = LEGITIMATE SKIP	27170	82.60

How do you feel about someone your age trying marijuana or hashish once or twice?

(YE19B)

YEGMJJEVR¹

Len : 2 HOW YOU FEEL S/ONE YOUR AGE TRYING MJ/HASH

	Freq	Pct
1 = Neither approve nor disapprove	1238	3.76
2 = Somewhat disapprove	882	2.68
3 = Strongly disapprove	3512	10.68
85 = BAD DATA Logically assigned	6	0.02
94 = DON'T KNOW	52	0.16
97 = REFUSED	23	0.07
98 = BLANK (NO ANSWER)	10	0.03
99 = LEGITIMATE SKIP	27170	82.60

How do you feel about someone your age using marijuana once a month or more?

(YE19B1)

YEGMJMO¹

Len : 2 HOW YOU FEEL S/ONE YOUR AGE USING MJ/HASH MONTHLY

	Freq	Pct
1 = Neither approve nor disapprove	1197	3.64
2 = Somewhat disapprove	872	2.65
3 = Strongly disapprove	3566	10.84
85 = BAD DATA Logically assigned	6	0.02
94 = DON'T KNOW	49	0.15
97 = REFUSED	23	0.07
98 = BLANK (NO ANSWER)	10	0.03
99 = LEGITIMATE SKIP	27170	82.60

YOUTH EXPERIENCES

How do you feel about someone your age having one or two drinks of an alcoholic beverage nearly every day?

(YE19C)

YEGALDLY¹

Len : 2 HOW YOU FEEL S/ONE YOUR AGE DRINKING ALC DLY

	Freq	Pct
1 = Neither approve nor disapprove	496	1.51
2 = Somewhat disapprove	801	2.44
3 = Strongly disapprove	4341	13.20
85 = BAD DATA Logically assigned	6	0.02
94 = DON'T KNOW	47	0.14
97 = REFUSED	22	0.07
98 = BLANK (NO ANSWER)	10	0.03
99 = LEGITIMATE SKIP	27170	82.60

How do you think your close friends would feel about you smoking one or more packs of cigarettes a day?

(YE20A)

YEFPKCIG¹

Len : 2 HOW YOU FEEL FRIENDS SMOKING 1+ PACK CIGS/DAY

	Freq	Pct
1 = Neither approve nor disapprove	344	1.05
2 = Somewhat disapprove	704	2.14
3 = Strongly disapprove	4556	13.85
85 = BAD DATA Logically assigned	6	0.02
94 = DON'T KNOW	78	0.24
97 = REFUSED	25	0.08
98 = BLANK (NO ANSWER)	10	0.03
99 = LEGITIMATE SKIP	27170	82.60

How do you think your close friends would feel about you trying marijuana or hashish once or twice?

(YE20B)

YEFMJEVR¹

Len : 2 HOW YOU FEEL FRIENDS USING MJ 1X/MO

	Freq	Pct
1 = Neither approve nor disapprove	1189	3.61
2 = Somewhat disapprove	914	2.78
3 = Strongly disapprove	3503	10.65
85 = BAD DATA Logically assigned	6	0.02
94 = DON'T KNOW	75	0.23
97 = REFUSED	26	0.08
98 = BLANK (NO ANSWER)	10	0.03
99 = LEGITIMATE SKIP	27170	82.60

How do you think your close friends would feel about you using marijuana or hashish once a month or more?

(YE20B1)

YEFMJMO¹

Len : 2 HOW YOU FEEL FRIENDS USING MJ MONTHLY

	Freq	Pct
1 = Neither approve nor disapprove	1081	3.29
2 = Somewhat disapprove	845	2.57
3 = Strongly disapprove	3676	11.18
85 = BAD DATA Logically assigned	5	0.02
94 = DON'T KNOW	77	0.23
97 = REFUSED	29	0.09
98 = BLANK (NO ANSWER)	10	0.03
99 = LEGITIMATE SKIP	27170	82.60

How do you think your close friends would feel about you having one or two drinks of an alcoholic beverage nearly every day?

(YE20C)

YEFALDLY¹

Len : 2 HOW YOU FEEL FRIENDS DRINKING ALC DAILY

	Freq	Pct
1 = Neither approve nor disapprove	526	1.60
2 = Somewhat disapprove	823	2.50
3 = Strongly disapprove	4261	12.95
85 = BAD DATA Logically assigned	5	0.02
94 = DON'T KNOW	74	0.22
97 = REFUSED	24	0.07
98 = BLANK (NO ANSWER)	10	0.03
99 = LEGITIMATE SKIP	27170	82.60

YOUTH EXPERIENCES

NOTE: In the variables YETLKPAP, YETLKBGF, YETLKOTA and YETLKSOP, codes of 11 were assigned if the respondent indicated that there was no one that he/she could talk to about a serious problem but the respondent also indicated 1 or more people that he/she could talk to about a serious problem.

If you wanted to talk to someone about a serious problem, which of the following people would you turn to?

(YE22)

YETLKNON¹

Len : 2 THERE IS NOBODY I CAN TALK TO ABOUT SERIOUS PROBS

	Freq	Pct
1 = Response entered	296	0.90
6 = Response not entered	5244	15.94
11 = Response entered (& other responses entered).....	110	0.33
85 = BAD DATA Logically assigned	1	0.00
94 = DON'T KNOW	34	0.10
97 = REFUSED	24	0.07
98 = BLANK (NO ANSWER)	14	0.04
99 = LEGITIMATE SKIP.....	27170	82.60

(YE22)

YETLKPAP¹

Len : 2 MY MOTHER/FATHER/GUARDIAN

	Freq	Pct
1 = Response entered	4191	12.74
6 = Response not entered	1419	4.31
11 = Response entered (YETLKNON=11)	40	0.12
85 = BAD DATA Logically assigned	4	0.01
94 = DON'T KNOW	34	0.10
97 = REFUSED	24	0.07
98 = BLANK (NO ANSWER)	11	0.03
99 = LEGITIMATE SKIP.....	27170	82.60

(YE22)

YETLKBGF¹

Len : 2 MY BOYFRIEND/GIRLFRIEND

	Freq	Pct
1 = Response entered	1161	3.53
6 = Response not entered	4461	13.56
11 = Response entered (YETLKNON=11)	28	0.09
94 = DON'T KNOW	34	0.10
97 = REFUSED	24	0.07
98 = BLANK (NO ANSWER)	15	0.05
99 = LEGITIMATE SKIP.....	27170	82.60

(YE22)

YETLKOTA¹

Len : 2 SOME OTHER ADULT

	Freq	Pct
1 = Response entered	1373	4.17
6 = Response not entered	4252	12.93
11 = Response entered (YETLKNON=11)	25	0.08
94 = DON'T KNOW	34	0.10
97 = REFUSED	24	0.07
98 = BLANK (NO ANSWER)	15	0.05
99 = LEGITIMATE SKIP.....	27170	82.60

(YE22)

YETLKSOP¹

Len : 2 SOME OTHER PERSON

	Freq	Pct
1 = Response entered	2030	6.17
6 = Response not entered	3554	10.80
11 = Response entered (YETLKNON=11)	66	0.20
94 = DON'T KNOW	34	0.10
97 = REFUSED	24	0.07
98 = BLANK (NO ANSWER)	15	0.05
99 = LEGITIMATE SKIP.....	27170	82.60

YOUTH EXPERIENCES

Now think about the past 12 months, that is, from [DATEFILL] through today. During the past 12 months, have you talked with at least one of your parents about the dangers of tobacco, alcohol, or drug use? By parents, we mean either your biological parents, adoptive parents, stepparents, or adult guardians -- whether or not they live with you.

(YE08)

YEPRTDNG¹

Len : 2 HAVE YOU TALKED W/PARENT(S) ABT DANGER OF TOB/ALC

	Freq	Pct
1 = Yes.....	3358	10.21
2 = No.....	2239	6.81
85 = BAD DATA Logically assigned.....	5	0.02
94 = DON'T KNOW.....	86	0.26
97 = REFUSED.....	25	0.08
98 = BLANK (NO ANSWER).....	10	0.03
99 = LEGITIMATE SKIP.....	27170	82.60

During the past 12 months have you participated in a problem solving, communication skills or self-esteem group?

(YE23B)

YEPRBSLV¹

Len : 2 PRBLM SOLVING/COMMUNICATION SKILLS/SELF-ESTEEM GR

	Freq	Pct
1 = Yes.....	1485	4.51
2 = No.....	4040	12.28
85 = BAD DATA Logically assigned.....	5	0.02
94 = DON'T KNOW.....	149	0.45
97 = REFUSED.....	34	0.10
98 = BLANK (NO ANSWER).....	10	0.03
99 = LEGITIMATE SKIP.....	27170	82.60

During the past 12 months have you participated in a violence prevention program, where you learn ways to avoid fights and control anger?

(YE23C)

YEVIOPRV¹

Len : 2 VIOLENCE PREVENTION PROGRAMS

	Freq	Pct
1 = Yes.....	547	1.66
2 = No.....	5066	15.40
85 = BAD DATA Logically assigned.....	5	0.02
94 = DON'T KNOW.....	68	0.21
97 = REFUSED.....	27	0.08
98 = BLANK (NO ANSWER).....	10	0.03
99 = LEGITIMATE SKIP.....	27170	82.60

During the past 12 months have you participated in an alcohol, tobacco or drug prevention program outside of school, where you learn about the dangers of using, and how to resist using, alcohol, tobacco, or drugs?

(YE23G)

YEDGPRGP¹

Len : 2 ALCOHOL/TOBACCO/DRUG PREV PGMS OUTSIDE SCHL

	Freq	Pct
1 = Yes.....	554	1.68
2 = No.....	5074	15.43
85 = BAD DATA Logically assigned.....	5	0.02
94 = DON'T KNOW.....	58	0.18
97 = REFUSED.....	22	0.07
98 = BLANK (NO ANSWER).....	10	0.03
99 = LEGITIMATE SKIP.....	27170	82.60

During the past 12 months have you participated in a program or meeting to help you deal with drug or alcohol use by you or another member of your family, such as Alcoholics Anonymous, Alateen, or individual or group counseling?

(YE23J)

YESLFHLP¹

Len : 2 AA/ALATEEN/INDIVIDUAL OR GROUP COUNSELING

	Freq	Pct
1 = Yes.....	197	0.60
2 = No.....	5431	16.51
85 = BAD DATA Logically assigned.....	5	0.02
94 = DON'T KNOW.....	57	0.17
97 = REFUSED.....	23	0.07
98 = BLANK (NO ANSWER).....	10	0.03
99 = LEGITIMATE SKIP.....	27170	82.60

YOUTH EXPERIENCES

During the past 12 months have you participated in pregnancy or sexually transmitted disease prevention programs?

(YE23O)

YEPRGSTD¹

Len : 2 PREGNANCY OR SEXUALLY TRANSMITTED DISEASE PGMS

	Freq	Pct
1 = Yes.....	296	0.90
2 = No.....	5347	16.26
85 = BAD DATA Logically assigned.....	5	0.02
94 = DON'T KNOW.....	42	0.13
97 = REFUSED.....	23	0.07
98 = BLANK (NO ANSWER).....	10	0.03
99 = LEGITIMATE SKIP.....	27170	82.60

During the past 12 months, in how many different kinds of school-based activities, such as team sports, cheerleading, choir, band, student government, or clubs, have you participated?

(YE23P)

YESCHACT¹

Len : 2 # OF SCHOOL-BASED ACT. PARTIC. IN PAST 12 MONTHS

	Freq	Pct
0 = None.....	1019	3.10
1 = One.....	1402	4.26
2 = Two.....	1463	4.45
3 = 3 or more.....	1769	5.38
85 = BAD DATA Logically assigned.....	5	0.02
94 = DON'T KNOW.....	35	0.11
97 = REFUSED.....	20	0.06
98 = BLANK (NO ANSWER).....	10	0.03
99 = LEGITIMATE SKIP.....	27170	82.60

During the past 12 months, in how many different kinds of community-based activities, such as volunteer activities, sports, clubs, or groups have you participated?

(YE23Q)

YECOMACT¹

Len : 2 # OF COMM.-BASED ACT. PARTIC. IN PAST 12 MONTHS

	Freq	Pct
0 = None.....	1502	4.57
1 = One.....	1505	4.58
2 = Two.....	1194	3.63
3 = 3 or more.....	1419	4.31
85 = BAD DATA Logically assigned.....	5	0.02
94 = DON'T KNOW.....	67	0.20
97 = REFUSED.....	20	0.06
98 = BLANK (NO ANSWER).....	11	0.03
99 = LEGITIMATE SKIP.....	27170	82.60

During the past 12 months, in how many different kinds of church or faith-based activities, such as clubs, youth groups, Saturday or Sunday school, prayer groups, youth trips, service or volunteer activities have you participated?

(YE23R)

YEFAIACT¹

Len : 2 # OF FAITH-BASED ACT. PARTIC. IN PAST 12 MONTHS

	Freq	Pct
0 = None.....	2578	7.84
1 = One.....	1192	3.62
2 = Two.....	593	1.80
3 = 3 or more.....	1251	3.80
85 = BAD DATA Logically assigned.....	5	0.02
94 = DON'T KNOW.....	66	0.20
97 = REFUSED.....	26	0.08
98 = BLANK (NO ANSWER).....	12	0.04
99 = LEGITIMATE SKIP.....	27170	82.60

YOUTH EXPERIENCES

During the past 12 months, in how many different kinds of other activities, such as dance lessons, piano lessons, karate lessons, or horseback riding lessons, have you participated?

(YE23S)

YEOTHACT¹

Len : 2 # OF OTHER ACT. PARTIC. IN PAST 12 MONTHS

	Freq	Pct
0 = None	3469	10.55
1 = One	1181	3.59
2 = Two.....	456	1.39
3 = 3 or more.....	525	1.60
85 = BAD DATA Logically assigned	5	0.02
94 = DON'T KNOW	52	0.16
97 = REFUSED	22	0.07
98 = BLANK (NO ANSWER)	13	0.04
99 = LEGITIMATE SKIP.....	27170	82.60

During the past 12 months have you had a special class about drugs or alcohol in school?

(YE24A)

YEDECLAS¹

Len : 2 A SPECIAL CLASS ABOUT DRUGS OR ALCOHOL

	Freq	Pct
1 = Yes.....	2171	6.60
2 = No.....	3254	9.89
85 = BAD DATA Logically assigned	1	0.00
94 = DON'T KNOW	68	0.21
97 = REFUSED	18	0.05
98 = BLANK (NO ANSWER)	38	0.12
99 = LEGITIMATE SKIP.....	27343	83.13

During the past 12 months have you had films, lectures, discussions, or printed information about drugs or alcohol in one of your regular school classes such as health or physical education?

(YE24B)

YEDERGLR¹

Len : 2 FILMS/LECTURES/DISCUS/INFO ABOUT DRG/ALC IN CLASS

	Freq	Pct
1 = Yes.....	3297	10.02
2 = No.....	2130	6.48
85 = BAD DATA Logically assigned	1	0.00
94 = DON'T KNOW	61	0.19
97 = REFUSED	23	0.07
98 = BLANK (NO ANSWER)	38	0.12
99 = LEGITIMATE SKIP.....	27343	83.13

During the past 12 months have you had films, lectures, discussions, or printed information about drugs or alcohol outside of one of your regular classes such as in a special assembly?

(YE24C)

YEDESPCL¹

Len : 2 FILMS/LECTURES/DISCUS/INFO ABOUT DRG/ALC OUT CLAS

	Freq	Pct
1 = Yes.....	1951	5.93
2 = No.....	3464	10.53
85 = BAD DATA Logically assigned	1	0.00
94 = DON'T KNOW	77	0.23
97 = REFUSED	19	0.06
98 = BLANK (NO ANSWER)	38	0.12
99 = LEGITIMATE SKIP.....	27343	83.13

YOUTH EXPERIENCES

During the past 12 months have you seen or heard any alcohol or drug prevention messages from sources outside school such as posters, pamphlets, radio, or TV?

(YE25)

YEPVNTYR¹

Len : 2 SEEN/HEARD ALC/DRG PREV MESSAGES FRM SOURC OUT SC

	Freq	Pct
1 = Yes.....	4060	12.34
2 = No.....	1546	4.70
85 = BAD DATA Logically assigned.....	5	0.02
94 = DON'T KNOW.....	82	0.25
97 = REFUSED.....	17	0.05
98 = BLANK (NO ANSWER).....	13	0.04
99 = LEGITIMATE SKIP.....	27170	82.60

During the past 12 months, how many times did you attend religious services? Please do not include special occasions such as weddings, funerals, or other special events in your answer.

(YERELATT)

YERLGSVC¹

Len : 2 PAST 12 MOS, HOW MANY RELIG. SERVICES

	Freq	Pct
1 = 0 times.....	2367	7.20
2 = 1 to 2 times.....	703	2.14
3 = 3 to 5 times.....	410	1.25
4 = 6 to 24 times.....	573	1.74
5 = 25 to 52 times.....	631	1.92
6 = More than 52 times.....	862	2.62
85 = BAD DATA Logically assigned.....	5	0.02
94 = DON'T KNOW.....	133	0.40
97 = REFUSED.....	26	0.08
98 = BLANK (NO ANSWER).....	13	0.04
99 = LEGITIMATE SKIP.....	27170	82.60

These next questions are about the role that religious beliefs may play in your life. For each statement, please indicate whether you strongly disagree, disagree, agree, or strongly agree.

Your religious beliefs are a very important part of your life.

(YEREBEL1)

YERLGIMP¹

Len : 2 MY RELIGIOUS BELIEFS ARE VERY IMPORTANT

	Freq	Pct
1 = Strongly Disagree.....	1005	3.06
2 = Disagree.....	976	2.97
3 = Agree.....	2015	6.13
4 = Strongly Agree.....	1565	4.76
85 = BAD DATA Logically assigned.....	5	0.02
94 = DON'T KNOW.....	103	0.31
97 = REFUSED.....	41	0.12
98 = BLANK (NO ANSWER).....	13	0.04
99 = LEGITIMATE SKIP.....	27170	82.60

Your religious beliefs influence how you make decisions in your life.

(YEREBEL2)

YERLDCSN¹

Len : 2 MY RELIGIOUS BELIEFS INFLUENCE MY DECISIONS

	Freq	Pct
1 = Strongly Disagree.....	1148	3.49
2 = Disagree.....	1245	3.78
3 = Agree.....	1946	5.92
4 = Strongly Agree.....	1208	3.67
85 = BAD DATA Logically assigned.....	5	0.02
94 = DON'T KNOW.....	111	0.34
97 = REFUSED.....	47	0.14
98 = BLANK (NO ANSWER).....	13	0.04
99 = LEGITIMATE SKIP.....	27170	82.60

YOUTH EXPERIENCES

It is important that your friends share your religious beliefs.

(YEREBEL3)
[YERLFRND](#)¹

Len : 2 IT IS IMPORTANT THAT MY FRIENDS SHARE REL BELIEFS

	Freq	Pct
1 = Strongly Disagree	2114	6.43
2 = Disagree	2027	6.16
3 = Agree	991	3.01
4 = Strongly Agree.....	397	1.21
85 = BAD DATA Logically assigned	5	0.02
94 = DON'T KNOW	129	0.39
97 = REFUSED	47	0.14
98 = BLANK (NO ANSWER)	13	0.04
99 = LEGITIMATE SKIP.....	27170	82.60

RECODED YOUTH EXPERIENCES

RECODED YOUTH EXPERIENCES

NOTE: The variables in this section are recoded variables that were created from one or more of the edited variables from the preceding section.

(YESCHFLT)
SCHFELT

Len : 1 RC-HOW YTH FELT: ABOUT GOING TO SCHOOL IN PST YR		Freq	Pct
.	= Unknown/Aged 18+ (Otherwise).....	27393	83.28
1	= Liked A Lot/Kind of Liked (YESCHFLT=1,2).....	3981	12.10
2	= Didn't Like Very Much/Hated (YESCHFLT=3,4).....	1519	4.62

(YETCGJOB)
TCHGJOB

Len : 1 RC-TEACHER LET YTH KNOW DOING GOOD JOB IN PST YR		Freq	Pct
.	= Unknown/Aged 18+ (Otherwise).....	27402	83.31
1	= Always/Sometimes (YETCGJOB=1,2).....	4080	12.40
2	= Seldom/Never (YETCGJOB=3,4).....	1411	4.29

(YELSTGRD)
AVGGRADE

Len : 1 RC-GRADE AVERAGE FOR LAST GRADING PERIOD COMPLETED		Freq	Pct
.	= Unknown/Aged 18+ (Otherwise).....	27744	84.35
1	= D or Lower (YELSTGRD=4).....	214	0.65
2	= A, B, or C (YELSTGRD=1,2,3).....	4935	15.00

(YESTSCIG)
STNDSCIG

Len : 1 RC-STUDENTS IN YTH GRADE SMOKE CIGARETTES		Freq	Pct
.	= Unknown/Aged 18+ (Otherwise).....	27637	84.02
1	= Most/All (YESTSCIG=3,4).....	457	1.39
2	= None/Few (YESTSCIG=1,2).....	4799	14.59

(YESTSMJ)
STNDSMJ

Len : 1 RC-STUDENTS IN YTH GRADE USE MARIJUANA		Freq	Pct
.	= Unknown/Aged 18+ (Otherwise).....	27644	84.04
1	= Most/All (YESTSMJ=3,4).....	1131	3.44
2	= None/Few (YESTSMJ=1,2).....	4118	12.52

(YESTSALC)
STNDALC

Len : 1 RC-STUDENTS IN YTH GRADE DRINK ALCOHOLIC BEVERAGES		Freq	Pct
.	= Unknown/Aged 18+ (Otherwise).....	27628	83.99
1	= Most/All (YESTSALC=3,4).....	1345	4.09
2	= None/Few (YESTSALC=1,2).....	3920	11.92

(YESTSDNK)
STNDDNK

Len : 1 RC-STUDENTS IN YTH GRADE GET DRUNK ONCE/WEEK		Freq	Pct
.	= Unknown/Aged 18+ (Otherwise).....	27685	84.17
1	= Most/All (YESTSDNK=3,4).....	416	1.26
2	= None/Few (YESTSDNK=1,2).....	4792	14.57

(YEPCHKHW)
PARCHKHW

Len : 1 RC-PARENTS CHECK IF HOMEWORK DONE IN PST YR		Freq	Pct
.	= Unknown/Aged 18+ (Otherwise).....	27404	83.31
1	= Always/Sometimes (YEPCHKHW=1,2).....	4544	13.81
2	= Seldom/Never (YEPCHKHW=3,4).....	945	2.87

RECODED YOUTH EXPERIENCES

(YEPHLPWH)
PARHLPWH

Len : 1	RC-PARENTS HELP WITH HOMEWORK IN PST YR		
	. = Unknown/Aged 18+ (Otherwise).....	Freq	Pct
	1 = Always/Sometimes (YEPHLPWH=1,2).....	27422	83.37
	2 = Seldom/Never (YEPHLPWH=3,4).....	4398	13.37
		1073	3.26

(YEPCHORE)
PRCHORE2

Len : 1	RC-PARENTS MAKE YTH DO CHORES AROUND HOUSE IN PST YR		
	. = Unknown/Aged 18+ (Otherwise).....	Freq	Pct
	1 = Always/Sometimes (YEPCHORE=1,2).....	27218	82.75
	2 = Seldom/Never (YEPCHORE=3,4).....	5074	15.43
		601	1.83

(YEPLMTTV)
PRLMTTV2

Len : 1	RC-PARENTS LIMIT AMOUNT OF TV IN PST YR		
	. = Unknown/Aged 18+ (Otherwise).....	Freq	Pct
	1 = Always/Sometimes (YEPLMTTV=1,2).....	27247	82.84
	2 = Seldom/Never (YEPLMTTV=3,4).....	2480	7.54
		3166	9.63

(YEPLMTSN)
PARLMTSN

Len : 1	RC-PARENTS LIMIT TIME OUT ON SCHOOL NIGHT IN PST YR		
	. = Unknown/Aged 18+ (Otherwise).....	Freq	Pct
	1 = Always/Sometimes (YEPLMTSN=1,2).....	27518	83.66
	2 = Seldom/Never (YEPLMTSN=3,4).....	3435	10.44
		1940	5.90

(YEPGDJOB)
PRGDJOB2

Len : 1	RC-PARENTS TELL YTH HAD DONE GOOD JOB IN PST YR		
	. = Unknown/Aged 18+ (Otherwise).....	Freq	Pct
	1 = Always/Sometimes (YEPGDJOB=1,2).....	27221	82.76
	2 = Seldom/Never (YEPGDJOB=3,4).....	4865	14.79
		807	2.45

(YEPPROUD)
PRPROUD2

Len : 1	RC-PARENTS TELL YTH PROUD OF THINGS DONE IN PST YR		
	. = Unknown/Aged 18+ (Otherwise).....	Freq	Pct
	1 = Always/Sometimes (YEPPROUD=1,2).....	27223	82.76
	2 = Seldom/Never (YEPPROUD=3,4).....	4760	14.47
		910	2.77

(YEYARGUP)
ARGUPAR

Len : 1	RC-TIMES ARGUED/HAD A FIGHT WITH ONE PARENT IN PST YR		
	. = Unknown/Aged 18+ (Otherwise).....	Freq	Pct
	1 = 9 or Fewer (YEYARGUP=1,2,3,4).....	27291	82.97
	2 = 10 or More (YEYARGUP=5).....	4468	13.58
		1134	3.45

(YEYFGTSW)
YOFIGHT2

Len : 1	RC-YOUTH HAD SERIOUS FIGHT AT SCHOOL/WORK		
	. = Unknown/Aged 18+ (Otherwise).....	Freq	Pct
	1 = One or More Times (YEYFGTSW=2,3,4,5).....	27220	82.75
	2 = None (YEYFGTSW=1).....	806	2.45
		4867	14.80

(YEYFGTGP)
YOGRPFT2

Len : 1	RC-YOUTH FOUGHT WITH GROUP VS OTHER GROUP		
	. = Unknown/Aged 18+ (Otherwise).....	Freq	Pct
	1 = One or More Times (YEYFGTGP=2,3,4,5).....	27224	82.77
	2 = None (YEYFGTGP=1).....	548	1.67
		5121	15.57

RECODED YOUTH EXPERIENCES

(YEYHGUN)
YOHGUN2

Len : 1 RC-YOUTH CARRIED A HANDGUN		
	Freq	Pct
. = Unknown/Aged 18+ (Otherwise).....	27217	82.74
1 = One or More Times (YEYHGUN=2,3,4,5).....	266	0.81
2 = None (YEYHGUN=1).....	5410	16.45

(YEYSELL)
YOSELL2

Len : 1 RC-YOUTH SOLD ILLEGAL DRUGS		
	Freq	Pct
. = Unknown/Aged 18+ (Otherwise).....	27208	82.72
1 = One or More Times (YEYSELL=2,3,4,5).....	82	0.25
2 = None (YEYSELL=1).....	5603	17.03

(YEYSTOLE)
YOSTOLE2

Len : 1 RC-YOUTH STOLE/TRIED TO STEAL ITEM >\$50		
	Freq	Pct
. = Unknown/Aged 18+ (Otherwise).....	27206	82.71
1 = One or More Times (YEYSTOLE=2,3,4,5).....	180	0.55
2 = None (YEYSTOLE=1).....	5507	16.74

(YEYATTAK)
YOATTAK2

Len : 1 RC-YOUTH ATTACKED WITH INTENT TO SERIOUSLY HARM		
	Freq	Pct
. = Unknown/Aged 18+ (Otherwise).....	27205	82.71
1 = One or More Times (YEYATTAK=2,3,4,5).....	280	0.85
2 = None (YEYATTAK=1).....	5408	16.44

(YEPPKCIG)
PRPKCIG2

Len : 1 RC-YTH THINK: PARENTS FEEL ABT YTH SMOKE PACK CIG/DAY		
	Freq	Pct
. = Unknown/Aged 18+ (Otherwise).....	27261	82.88
1 = Strongly Disapprove (YEPPKCIG=3).....	5333	16.21
2 = Somewhat Disapprove or Neither (YEPPKCIG=1,2).....	299	0.91

(YEPMJEVR)
PRMJEVR2

Len : 1 RC-YTH THINK: PARENTS FEEL ABT YTH TRY MARIJUANA		
	Freq	Pct
. = Unknown/Aged 18+ (Otherwise).....	27263	82.88
1 = Strongly Disapprove (YEPMJEVR=3).....	4689	14.26
2 = Somewhat Disapprove or Neither (YEPMJEVR=1,2).....	941	2.86

(YEPMJMO)
PRMJMO

Len : 1 RC-YTH THINK: PARENTS FEEL ABT YTH USE MARIJUANA MNTHLY		
	Freq	Pct
. = Unknown/Aged 18+ (Otherwise).....	27274	82.92
1 = Strongly Disapprove (YEPMJMO=3).....	4889	14.86
2 = Somewhat Disapprove or Neither (YEPMJMO=1,2).....	730	2.22

(YEPALDLY)
PRALDLY2

Len : 1 RC-YTH THINK: PARNTS FEEL ABT YTH DRK 1-2 ALC BEV/DAY		
	Freq	Pct
. = Unknown/Aged 18+ (Otherwise).....	27260	82.87
1 = Strongly Disapprove (YEPALDLY=3).....	5166	15.71
2 = Somewhat Disapprove or Neither (YEPALDLY=1,2).....	467	1.42

(YEGPKCIG)
YFLPKCG2

Len : 1 RC-HOW YTH FEELS: PEERS SMOKE PACK/DAY CIG		
	Freq	Pct
. = Unknown/Aged 18+ (Otherwise).....	27257	82.87
1 = Strongly/Somewhat Disapprove (YEGPKCIG=2,3).....	5309	16.14
2 = Neither Approve Nor Disapprove (YEGPKCIG=1).....	327	0.99

RECODED YOUTH EXPERIENCES

(YEGMJEVJR)
YFLTMRJ2

Len : 1	RC-HOW YTH FEELS: PEERS TRY MARIJUANA		
	. = Unknown/Aged 18+ (Otherwise).....	Freq	Pct
	1 = Strongly/Somewhat Disapprove (YEGMJEVJR=2,3).....	27261	82.88
	2 = Neither Approve Nor Disapprove (YEGMJEVJR=1).....	4394	13.36
		1238	3.76

(YEGMJMO)
YFLMJMO

Len : 1	RC-HOW YTH FEELS: PEERS USING MARIJUANA MONTHLY		
	. = Unknown/Aged 18+ (Otherwise).....	Freq	Pct
	1 = Strongly/Somewhat Disapprove (YEGMJMO=2,3).....	27258	82.87
	2 = Neither Approve Nor Disapprove (YEGMJMO=1).....	4438	13.49
		1197	3.64

(YEGALDLY)
YFLADLY2

Len : 1	RC-HOW YTH FEELS: PEERS DRNK 1-2 ALC BEV/DAY		
	. = Unknown/Aged 18+ (Otherwise).....	Freq	Pct
	1 = Strongly/Somewhat Disapprove (YEGALDLY=2,3).....	27255	82.86
	2 = Neither Approve Nor Disapprove (YEGALDLY=1).....	5142	15.63
		496	1.51

(YEFKPCIG)
FRDPCIG2

Len : 1	RC-YTH THINK: CLSE FRND FEEL ABT YTH SMK 1+ PAC DAILY		
	. = Unknown/Aged 18+ (Otherwise).....	Freq	Pct
	1 = Strongly/Somewhat Disapprove (YEFKPCIG=2,3).....	27289	82.96
	2 = Neither Approve Nor Disapprove (YEFKPCIG=1).....	5260	15.99
		344	1.05

(YEFMJEVJR)
FRDMEVR2

Len : 1	RC-YTH THINK: CLOSE FRNDS FEEL ABT YTH TRY MARIJUANA		
	. = Unknown/Aged 18+ (Otherwise).....	Freq	Pct
	1 = Strongly/Somewhat Disapprove (YEFMJEVJR=2,3).....	27287	82.96
	2 = Neither Approve Nor Disapprove (YEFMJEVJR=1).....	4417	13.43
		1189	3.61

(YEFMJMO)
FRDMJMON

Len : 1	RC-YTH THINK: CLSE FRNDS FEEL ABT YTH USE MARIJUANA MON		
	. = Unknown/Aged 18+ (Otherwise).....	Freq	Pct
	1 = Strongly/Somewhat Disapprove (YEFMJMO=2,3).....	27291	82.97
	2 = Neither Approve Nor Disapprove (YEFMJMO=1).....	4521	13.74
		1081	3.29

(YEFALDLY)
FRDADLY2

Len : 1	RC-YTH THINK: CLSE FRND FEEL ABT YTH HAVE 1-2 ALC/DAY		
	. = Unknown/Aged 18+ (Otherwise).....	Freq	Pct
	1 = Strongly/Somewhat Disapprove (YEFALDLY=2,3).....	27283	82.94
	2 = Neither Approve Nor Disapprove (YEFALDLY=1).....	5084	15.46
		526	1.60

The following variable, TALKPROB, was created from the variables containing information on who youths would talk with about serious problems: No one (YETLKNON), parent/guardian (YETLKPAR), boyfriend/girlfriend (YETLKBGF), other adults (YETLKOTA), or some other person (YETLKSOP). Youths who did not report a positive response to at least one of the source variables (no source variables=1), or youths who reported both being able to talk with no one (YETLKNON=11) and being able to talk to someone (YETLKPAR, YETLKBGF, YETLKOTA, or YETLKSOP=11), or respondents over the age of 17 (all source variables=99) were coded as system missing.

(YETLKBGF, YETLKNON, YETLKOTA, YETLKPAR, YETLKSOP)
TALKPROB

Len : 1	RC-WHO YTH TALKS WITH ABOUT SERIOUS PROBLEMS		
	. = Otherwise (See comment above).....	Freq	Pct
	1 = No One (YETLKNON=1).....	27353	83.16
	2 = Someone (YETLKPAR, YETLKBGF, YETLKOTA, or YETLKSOP=1).....	296	0.90
		5244	15.94

RECODED YOUTH EXPERIENCES

(YEPRTDNG)
PRRTALK3

Len : 1	RC-TALKED WITH PARENT ABOUT DANGER TOB/ALC/DRG		
	. = Unknown/Aged 18+ (Otherwise).....	Freq	Pct
	1 = Yes (YEPRTDNG=1).....	27296	82.98
	2 = No (YEPRTDNG=2).....	3358	10.21
		2239	6.81

(YEPRBSLV)
PRBSOLV2

Len : 1	RC-PARTICIPATED IN PRBSLV/COMMSKILL/SELFESTEEM GROUP		
	. = Unknown/Aged 18+ (Otherwise).....	Freq	Pct
	1 = Yes (YEPRBSLV=1).....	27368	83.20
	2 = No (YEPRBSLV=2).....	1485	4.51
		4040	12.28

(YEVIOPRV)
PREVIOL2

Len : 1	RC-PARTICIPATED IN VIOLENCE PREVENTION PROGRAM		
	. = Unknown/Aged 18+ (Otherwise).....	Freq	Pct
	1 = Yes (YEVIOPRV=1).....	27280	82.94
	2 = No (YEVIOPRV=2).....	547	1.66
		5066	15.40

(YEDGPRGP)
PRVDRGO2

Len : 1	RC-PARTICIPATED IN SUBSTANCE PREV PROGRAM OUTSIDE SCHOOL		
	. = Unknown/Aged 18+ (Otherwise).....	Freq	Pct
	1 = Yes (YEDGPRGP=1).....	27265	82.89
	2 = No (YEDGPRGP=2).....	554	1.68
		5074	15.43

(YESLFHLP)
GRPCNSL2

Len : 1	RC-PARTICIPATED IN PROGRAM TO HELP SUBSTANCE USE		
	. = Unknown/Aged 18+ (Otherwise).....	Freq	Pct
	1 = Yes (YESLFHLP=1).....	27265	82.89
	2 = No (YESLFHLP=2).....	197	0.60
		5431	16.51

(YEPRGSTD)
PREGPGM2

Len : 1	RC-PARTICIPATED IN PREG/STD PREVENTION PROGRAM		
	. = Unknown/Aged 18+ (Otherwise).....	Freq	Pct
	1 = Yes (YEPRGSTD=1).....	27250	82.84
	2 = No (YEPRGSTD=2).....	296	0.90
		5347	16.26

The following variable, YTHACT2, was created by counting the number of positive responses reported over the following four youth activity questions: School-based (YESCHACT), community-based (YECOMACT), church or faith-based (YEFAIACT), or other activities (YEOTHACT). Youth respondents who reported participation in two or more activities were included in the "Two or more activities" category regardless of how many other activity questions were answered. Youth respondents who did not answer two or more of the four youth activity questions with a "yes" or "no" response were coded as system missing. To be included in the "None or one activity" category, a youth respondent must have answered two or more of the activity questions and reported they participated in either zero or one activity.

(YECOMACT, YEFAIACT, YEOTHACT, YESCHACT)
YTHACT2

Len : 1	RC-YTH PARTICIPATED IN YOUTH ACTIVITIES		
	. = Otherwise/Aged 18+ (See comment above).....	Freq	Pct
	1 = None or one activity (See comment above).....	27225	82.77
	2 = Two or more activities (See comment above).....	886	2.69
		4782	14.54

(YEPVNTYR)
DRPRVME3

Len : 1	RC-YTH SEEN ALC OR DRUG PREVENTION MESSAGE OUTSIDE SCHOOL		
	. = Unknown/Aged 18+ (Otherwise).....	Freq	Pct
	1 = Yes (YEPVNTYR=1).....	27287	82.96
	2 = No (YEPVNTYR=2).....	4060	12.34
		1546	4.70

RECODED YOUTH EXPERIENCES

(YEDECLAS, YEDERGLR, YEDESPCL)

ANYEDUC3

Len : 1 RC-YTH HAD ANY DRUG OR ALCOHOL EDUCATION IN SCHOOL

	Freq	Pct
. = Unknown/Aged 18+ (Otherwise).....	27463	83.49
1 = Yes (YEDECLAS=1 or YEDERGLR=1 or YEDESPCL=1).....	3875	11.78
2 = No (YEDECLAS=2 & YEDERGLR=2 & YEDESPCL=2).....	1555	4.73

(YERLGSVC)

RLGATTD

Len : 1 RC-NUMBER TIMES ATTEND RELIGIOUS SERVICES IN PST YR

	Freq	Pct
. = Unknown/Aged 18+ (Otherwise).....	27347	83.14
1 = 25 or More (YERLGSVC=5,6).....	1493	4.54
2 = Less than 25 (YERLGSVC=1,2,3,4).....	4053	12.32

(YERLGIMP)

RLGIMPT

Len : 1 RC-RELIGIOUS BELIEFS VERY IMPORTANT IN LIFE

	Freq	Pct
. = Unknown/Aged 18+ (Otherwise).....	27332	83.09
1 = Agree/Strongly Agree (YERLGIMP=3,4).....	3580	10.88
2 = Strongly Disagree/Disagree (YERLGIMP=1,2).....	1981	6.02

(YERLDCSN)

RLGDCSN

Len : 1 RC-RELIGIOUS BELIEFS INFLUENCE LIFE DECISIONS

	Freq	Pct
. = Unknown/Aged 18+ (Otherwise).....	27346	83.14
1 = Agree/Strongly Agree (YERLDCSN=3,4).....	3154	9.59
2 = Strongly Disagree/Disagree (YERLDCSN=1,2).....	2393	7.28

(YERLFRND)

RLGFRND

Len : 1 RC-IMPORTANT FOR FRIENDS TO SHARE RELIGIOUS BELIEFS

	Freq	Pct
. = Unknown/Aged 18+ (Otherwise).....	27364	83.19
1 = Agree/Strongly Agree (YERLFRND=3,4).....	1388	4.22
2 = Strongly Disagree/Disagree (YERLFRND=1,2).....	4141	12.59

MENTAL HEALTH

MENTAL HEALTH

The values in this section may be inconsistent with values for variables in other sections of the interview. Items in this section were edited when respondents legitimately skipped out of these items based on prior answers in earlier sections. Otherwise, variables in one section of the interview generally were not edited to make them consistent with variables in another section of the interview. This note applies to variables in this section marked by a¹.

These questions ask how you have been feeling during the past 30 days.

During the past 30 days, how often did you feel nervous?

(NERVE30)

DSTNRV30¹

Len : 2 HOW OFTEN FELT NERVOUS PAST 30 DAYS

	Freq	Pct
1 = All of the time.....	817	2.48
2 = Most of the time.....	2115	6.43
3 = Some of the time.....	6757	20.54
4 = A little of the time.....	8768	26.66
5 = None of the time.....	7864	23.91
85 = BAD DATA Logically assigned.....	2	0.01
94 = DON'T KNOW.....	35	0.11
97 = REFUSED.....	59	0.18
98 = BLANK (NO ANSWER).....	753	2.29
99 = LEGITIMATE SKIP.....	5723	17.40

During the past 30 days, how often did you feel hopeless?

(HOPE30)

DSTHOP30¹

Len : 2 HOW OFTEN FELT HOPELESS PAST 30 DAYS

	Freq	Pct
1 = All of the time.....	450	1.37
2 = Most of the time.....	991	3.01
3 = Some of the time.....	3392	10.31
4 = A little of the time.....	5525	16.80
5 = None of the time.....	15951	48.49
85 = BAD DATA Logically assigned.....	2	0.01
94 = DON'T KNOW.....	36	0.11
97 = REFUSED.....	61	0.19
98 = BLANK (NO ANSWER).....	762	2.32
99 = LEGITIMATE SKIP.....	5723	17.40

During the past 30 days, how often did you feel restless or fidgety?

(FIDG30)

DSTRST30¹

Len : 2 HOW OFTEN FELT RESTLESS/FIDGETY PST 30 DYS

	Freq	Pct
1 = All of the time.....	773	2.35
2 = Most of the time.....	1844	5.61
3 = Some of the time.....	5277	16.04
4 = A little of the time.....	7610	23.14
5 = None of the time.....	10786	32.79
85 = BAD DATA Logically assigned.....	2	0.01
94 = DON'T KNOW.....	52	0.16
97 = REFUSED.....	59	0.18
98 = BLANK (NO ANSWER).....	767	2.33
99 = LEGITIMATE SKIP.....	5723	17.40

MENTAL HEALTH

During the past 30 days, how often did you feel so sad or depressed that nothing could cheer you up?

(NOCHR30)
DSTCHR30¹

Len : 2 HOW OFTEN FELT SAD NOTHING COULD CHEER YOU UP

	Freq	Pct
1 = All of the time.....	432	1.31
2 = Most of the time.....	1108	3.37
3 = Some of the time.....	3084	9.38
4 = A little of the time.....	5535	16.83
5 = None of the time.....	16147	49.09
85 = BAD DATA Logically assigned.....	2	0.01
94 = DON'T KNOW.....	29	0.09
97 = REFUSED.....	59	0.18
98 = BLANK (NO ANSWER).....	774	2.35
99 = LEGITIMATE SKIP.....	5723	17.40

During the past 30 days, how often did you feel that everything was an effort?

(EFFORT30)
DSTEFF30¹

Len : 2 HOW OFT FELT EVERYTHING EFFORT PST 30 DYS

	Freq	Pct
1 = All of the time.....	1121	3.41
2 = Most of the time.....	2056	6.25
3 = Some of the time.....	4255	12.94
4 = A little of the time.....	7225	21.97
5 = None of the time.....	11575	35.19
85 = BAD DATA Logically assigned.....	2	0.01
94 = DON'T KNOW.....	94	0.29
97 = REFUSED.....	66	0.20
98 = BLANK (NO ANSWER).....	776	2.36
99 = LEGITIMATE SKIP.....	5723	17.40

During the past 30 days, how often did you feel down on yourself, no good or worthless?

(DOWN30)
DSTNGD30¹

Len : 2 HOW OFT FELT DOWN/WTHLSS/NO GOOD PST 30 DYS

	Freq	Pct
1 = All of the time.....	611	1.86
2 = Most of the time.....	1334	4.06
3 = Some of the time.....	3116	9.47
4 = A little of the time.....	5605	17.04
5 = None of the time.....	15622	47.49
85 = BAD DATA Logically assigned.....	2	0.01
94 = DON'T KNOW.....	40	0.12
97 = REFUSED.....	58	0.18
98 = BLANK (NO ANSWER).....	782	2.38
99 = LEGITIMATE SKIP.....	5723	17.40

The last questions asked about how you have been feeling during the past 30 days. Now think about the past 12 months. Was there a month in the past 12 months when you felt more depressed, anxious, or emotionally stressed than you felt during the past 30 days?

(WORST30)
DSTWORST¹

Len : 2 MON IN PST 12 MOS FELT WORSE THAN PST 30 DYS

	Freq	Pct
1 = Yes.....	9687	29.45
2 = No.....	16544	50.30
85 = BAD DATA Logically assigned.....	2	0.01
94 = DON'T KNOW.....	93	0.28
97 = REFUSED.....	52	0.16
98 = BLANK (NO ANSWER).....	792	2.41
99 = LEGITIMATE SKIP.....	5723	17.40

MENTAL HEALTH

Think of one month in the past 12 months when you were the most depressed, anxious, or emotionally stressed.

During that month, how often did you feel nervous?

(DSNERV1)
DSTNRV12¹

Len : 2 HOW OFT FELT NERVOUS IN WORST MONTH, PST 12 MOS

	Freq	Pct
1 = All of the time.....	1384	4.21
2 = Most of the time.....	2848	8.66
3 = Some of the time.....	3243	9.86
4 = A little of the time.....	1763	5.36
5 = None of the time.....	442	1.34
85 = BAD DATA Logically assigned.....	1	0.00
94 = DON'T KNOW.....	5	0.02
97 = REFUSED.....	53	0.16
98 = BLANK (NO ANSWER).....	887	2.70
99 = LEGITIMATE SKIP.....	22267	67.70

During that same month when you were at your worst emotionally...

how often did you feel hopeless?

(DSHOPE)
DSTHOP12¹

Len : 2 HOW OFTEN FELT HOPELESS IN WORST MONTH

	Freq	Pct
1 = All of the time.....	1155	3.51
2 = Most of the time.....	1882	5.72
3 = Some of the time.....	2564	7.79
4 = A little of the time.....	2048	6.23
5 = None of the time.....	2033	6.18
85 = BAD DATA Logically assigned.....	1	0.00
94 = DON'T KNOW.....	2	0.01
97 = REFUSED.....	54	0.16
98 = BLANK (NO ANSWER).....	887	2.70
99 = LEGITIMATE SKIP.....	22267	67.70

During that same month when you were at your worst emotionally...

how often did you feel restless or fidgety?

(DSFIDG)
DSTRST12¹

Len : 2 HOW OFTEN FELT RESTLESS IN WORST MONTH

	Freq	Pct
1 = All of the time.....	1051	3.20
2 = Most of the time.....	1937	5.89
3 = Some of the time.....	2872	8.73
4 = A little of the time.....	2409	7.32
5 = None of the time.....	1409	4.28
85 = BAD DATA Logically assigned.....	1	0.00
94 = DON'T KNOW.....	6	0.02
97 = REFUSED.....	54	0.16
98 = BLANK (NO ANSWER).....	887	2.70
99 = LEGITIMATE SKIP.....	22267	67.70

MENTAL HEALTH

During that same month when you were at your worst emotionally...

how often did you feel so sad or depressed that nothing could cheer you up?

(DSNOCHR)

DSTCHR12¹

Len : 2 HOW OFTEN COULDN'T BE CHEERED UP IN WORST MONTH

	Freq	Pct
1 = All of the time.....	1106	3.36
2 = Most of the time.....	1917	5.83
3 = Some of the time.....	2397	7.29
4 = A little of the time.....	2178	6.62
5 = None of the time.....	2080	6.32
85 = BAD DATA Logically assigned.....	1	0.00
94 = DON'T KNOW.....	5	0.02
97 = REFUSED.....	54	0.16
98 = BLANK (NO ANSWER).....	888	2.70
99 = LEGITIMATE SKIP.....	22267	67.70

During that same month when you were at your worst emotionally...

how often did you feel that everything was an effort?

(DSEFFORT)

DSTEFF12¹

Len : 2 HOW OFT FELT EVERYTHING AN EFFORT IN WORST MON

	Freq	Pct
1 = All of the time.....	1538	4.68
2 = Most of the time.....	2163	6.58
3 = Some of the time.....	2491	7.57
4 = A little of the time.....	2112	6.42
5 = None of the time.....	1366	4.15
85 = BAD DATA Logically assigned.....	1	0.00
94 = DON'T KNOW.....	12	0.04
97 = REFUSED.....	55	0.17
98 = BLANK (NO ANSWER).....	888	2.70
99 = LEGITIMATE SKIP.....	22267	67.70

During that same month when you were at your worst emotionally...

how often did you feel down on yourself, no good, or worthless?

(DSDOWN)

DSTNGD12¹

Len : 2 HOW OFTEN FELT NO GOOD IN WORST MONTH

	Freq	Pct
1 = All of the time.....	1258	3.82
2 = Most of the time.....	1697	5.16
3 = Some of the time.....	2138	6.50
4 = A little of the time.....	2017	6.13
5 = None of the time.....	2564	7.79
85 = BAD DATA Logically assigned.....	1	0.00
94 = DON'T KNOW.....	6	0.02
97 = REFUSED.....	54	0.16
98 = BLANK (NO ANSWER).....	891	2.71
99 = LEGITIMATE SKIP.....	22267	67.70

During that one month when your emotions, nerves or mental health interfered most with your daily activities...

how much difficulty did you have remembering to do things you needed to do?

(LIREMEM)

IMPREM12¹

Len : 2 DIFFICULTY REMEMBERING ONE MO IN PST 12 MOS

	Freq	Pct
1 = No difficulty.....	10460	31.80
2 = Mild difficulty.....	7124	21.66
3 = Moderate difficulty.....	2946	8.96
4 = Severe difficulty.....	878	2.67
85 = BAD DATA Logically assigned.....	2	0.01
94 = DON'T KNOW.....	59	0.18
97 = REFUSED.....	31	0.09
98 = BLANK (NO ANSWER).....	51	0.16
99 = LEGITIMATE SKIP.....	11342	34.48

MENTAL HEALTH

During that one month when your emotions, nerves or mental health interfered most with your daily activities...

how much difficulty did you have concentrating on doing something important when other things were going on around you?

(LICONCEN)

IMPCONCN¹

Len : 2 DIFFICULTY CONCENTRATING ONE MO IN PST 12 MOS

	Freq	Pct
1 = No difficulty	8468	25.74
2 = Mild difficulty.....	7706	23.43
3 = Moderate difficulty	3848	11.70
4 = Severe difficulty.....	1386	4.21
85 = BAD DATA Logically assigned.....	2	0.01
94 = DON'T KNOW	51	0.16
97 = REFUSED	28	0.09
98 = BLANK (NO ANSWER)	62	0.19
99 = LEGITIMATE SKIP.....	11342	34.48

During that one month when your emotions, nerves or mental health interfered most with your daily activities...

how much difficulty did you have going out of the house and getting around on your own?

(LIGOOUT1)

IMPGOUT¹

Len : 2 DIFFICULTY GOING OUT ONE MO IN PST 12 MO

	Freq	Pct
1 = No difficulty	13327	40.52
2 = Mild difficulty.....	3942	11.98
3 = Moderate difficulty	2382	7.24
4 = Severe difficulty.....	1052	3.20
5 = You didn't leave the house on your own	715	2.17
85 = BAD DATA Logically assigned.....	2	0.01
94 = DON'T KNOW	31	0.09
97 = REFUSED	32	0.10
98 = BLANK (NO ANSWER)	68	0.21
99 = LEGITIMATE SKIP.....	11342	34.48

Did problems with your emotions, nerves, or mental health keep you from leaving the house on your own?

(LIGOOUT2)

IMPGOUTM¹

Len : 2 EMOTIONAL PROBLEMS KEEP YOU FROM LEAVING HOUSE

	Freq	Pct
1 = Yes.....	456	1.39
2 = No.....	253	0.77
94 = DON'T KNOW	4	0.01
97 = REFUSED	33	0.10
98 = BLANK (NO ANSWER)	102	0.31
99 = LEGITIMATE SKIP.....	32045	97.42

During that one month when your emotions, nerves or mental health interfered most with your daily activities...

how much difficulty did you have dealing with people you did not know well?

(LISTRANI)

IMPPEOP¹

Len : 2 DIFFICULTY DEALING W STRANGERS ONE MO IN PST 12 M

	Freq	Pct
1 = No difficulty	11404	34.67
2 = Mild difficulty.....	5037	15.31
3 = Moderate difficulty	2709	8.24
4 = Severe difficulty.....	1237	3.76
5 = You didn't deal with people you did not know well	1020	3.10
85 = BAD DATA Logically assigned.....	2	0.01
94 = DON'T KNOW	43	0.13
97 = REFUSED	27	0.08
98 = BLANK (NO ANSWER)	72	0.22
99 = LEGITIMATE SKIP.....	11342	34.48

MENTAL HEALTH

Did problems with your emotions, nerves, or mental health keep you from dealing with people you did not know well?

(LISTRAN2)
 IMPPEOPM¹

	Len : 2	EMOTIONAL PROBLEMS KEEP YOU FROM DEALING W STRAGR	Freq	Pct
1 = Yes.....			391	1.19
2 = No.....			621	1.89
94 = DON'T KNOW.....			6	0.02
97 = REFUSED.....			29	0.09
98 = BLANK (NO ANSWER).....			117	0.36
99 = LEGITIMATE SKIP.....			31729	96.46

During that one month when your emotions, nerves or mental health interfered most with your daily activities...
 how much difficulty did you have participating in social activities, like visiting friends or going to parties?

(LISOC1)
 IMPSOC¹

	Len : 2	DIFFICULTY PARTICIPATE IN SOCIAL ACT 1 MO /12 MO	Freq	Pct
1 = No difficulty.....			10027	30.48
2 = Mild difficulty.....			4748	14.43
3 = Moderate difficulty.....			2897	8.81
4 = Severe difficulty.....			1580	4.80
5 = You didn't participate in social activities.....			2153	6.55
85 = BAD DATA Logically assigned.....			2	0.01
94 = DON'T KNOW.....			39	0.12
97 = REFUSED.....			30	0.09
98 = BLANK (NO ANSWER).....			75	0.23
99 = LEGITIMATE SKIP.....			11342	34.48

Did problems with your emotions, nerves, or mental health keep you from participating in social activities?

(LISOC2)
 IMPSOCM¹

	Len : 2	EMOTIONAL PROBS KEEP YOU FROM PART IN SOCIAL	Freq	Pct
1 = Yes.....			816	2.48
2 = No.....			1333	4.05
94 = DON'T KNOW.....			4	0.01
97 = REFUSED.....			30	0.09
98 = BLANK (NO ANSWER).....			116	0.35
99 = LEGITIMATE SKIP.....			30594	93.01

During that one month when your emotions, nerves or mental health interfered most with your daily activities...
 how much difficulty did you have taking care of household responsibilities?

(LIHHRES1)
 IMPHHL¹

	Len : 2	DIFFICULTY HOUSE RESPONS ONE MO IN PST 12 MO	Freq	Pct
1 = No difficulty.....			10806	32.85
2 = Mild difficulty.....			5602	17.03
3 = Moderate difficulty.....			3219	9.79
4 = Severe difficulty.....			1455	4.42
5 = You didn't take care of household responsibilities.....			331	1.01
85 = BAD DATA Logically assigned.....			2	0.01
94 = DON'T KNOW.....			33	0.10
97 = REFUSED.....			27	0.08
98 = BLANK (NO ANSWER).....			76	0.23
99 = LEGITIMATE SKIP.....			11342	34.48

MENTAL HEALTH

Did problems with your emotions, nerves, or mental health keep you from taking care of household responsibilities?

(LIHHRES2)
IMPHHLDM¹

Len : 2 EMOTIONL PROBS MAKE KEEP YOU FRM TAKING CARE HOUS	Freq	Pct
1 = Yes.....	224	0.68
2 = No.....	104	0.32
94 = DON'T KNOW.....	3	0.01
97 = REFUSED.....	27	0.08
98 = BLANK (NO ANSWER).....	111	0.34
99 = LEGITIMATE SKIP.....	32424	98.57

During that one month when your emotions, nerves or mental health interfered most with your daily activities...
how much difficulty did you have taking care of your daily responsibilities at work or school?

(LIWKRES1)
IMPRES1¹

Len : 2 DIFFICULTY WORK RESPONS ONE MO IN PST 12 MO	Freq	Pct
1 = No difficulty.....	11039	33.56
2 = Mild difficulty.....	5119	15.56
3 = Moderate difficulty.....	2559	7.78
4 = Severe difficulty.....	1048	3.19
5 = You didn't work or go to school.....	1632	4.96
85 = BAD DATA Logically assigned.....	2	0.01
94 = DON'T KNOW.....	41	0.12
97 = REFUSED.....	31	0.09
98 = BLANK (NO ANSWER).....	80	0.24
99 = LEGITIMATE SKIP.....	11342	34.48

Did problems with your emotions, nerves, or mental health keep you from working or going to school?

(LIWKRES2)
IMPRES1M¹

Len : 2 DID EMOTIONAL PROBS KEEP YOU FROM WORK/SCHOOL	Freq	Pct
1 = Yes.....	277	0.84
2 = No.....	1344	4.09
94 = DON'T KNOW.....	5	0.02
97 = REFUSED.....	37	0.11
98 = BLANK (NO ANSWER).....	123	0.37
99 = LEGITIMATE SKIP.....	31107	94.57

During that one month when your emotions, nerves or mental health interfered most with your daily activities...
how much difficulty did you have getting your daily work done as quickly as needed?

(LIWKQUIC)
IMPWORK¹

Len : 2 DIFFICULTY DOING DAILY WORK ONE MO IN PST 12 MO	Freq	Pct
1 = No difficulty.....	9740	29.61
2 = Mild difficulty.....	6322	19.22
3 = Moderate difficulty.....	2739	8.33
4 = Severe difficulty.....	970	2.95
85 = BAD DATA Logically assigned.....	2	0.01
94 = DON'T KNOW.....	34	0.10
97 = REFUSED.....	28	0.09
98 = BLANK (NO ANSWER).....	84	0.26
99 = LEGITIMATE SKIP.....	12974	39.44

MENTAL HEALTH

You mentioned having difficulty with or being unable to do such things as [FILL].

During the past 12 months, about how many weeks did you have any of these difficulties because of your emotions, nerves, or mental health? If you can't remember the exact number, just give your best estimate.

(IMWEEK1)
IMPWEEKS¹

Len : 2 NUM WEEKS HAVE DIFFICULTIES BECAUSE OF MENTL HLTH	Freq	Pct
RANGE = 1 - 52	15834	48.14
85 = BAD DATA Logically assigned	1	0.00
94 = DON'T KNOW	429	1.30
97 = REFUSED	94	0.29
98 = BLANK (NO ANSWER)	164	0.50
99 = LEGITIMATE SKIP	16371	49.77

During that/those [IMWEEK1FILL] week/weeks did you have these kinds of difficulties every day, most days, or only one or two days a week?

(IMDAYS)
IMPDYFRQ¹

Len : 2 HOW MANY DAYS IN WEEK DID YOU HAVE DIFFICULTIES	Freq	Pct
1 = Every day	898	2.73
2 = Most days	5681	17.27
3 = Only one or two days a week	9203	27.98
85 = BAD DATA Logically assigned	1	0.00
94 = DON'T KNOW	36	0.11
97 = REFUSED	106	0.32
98 = BLANK (NO ANSWER)	597	1.81
99 = LEGITIMATE SKIP	16371	49.77

About how many days out of 365 in the past 12 months were you totally unable to work or carry out your normal activities because of your emotions, nerves or mental health?

You can use any number between 0 and 365 to answer.

(LIAD68)
IMPYDAYS¹

Len : 3 HOW MANY DAY IN PAST YR YOU WERE UNABLE TO WORK	Freq	Pct
RANGE = 0 - 365	16084	48.90
985 = BAD DATA Logically assigned	1	0.00
994 = DON'T KNOW	209	0.64
997 = REFUSED	54	0.16
998 = BLANK (NO ANSWER)	174	0.53
999 = LEGITIMATE SKIP	16371	49.77

The next few questions are about thoughts of suicide. At any time in the past 12 months, that is from [DATEFILL] up to and including today, did you seriously think about trying to kill yourself?

(SUI01)
SUICTHNK¹

Len : 2 SERIOUSLY THINK ABOUT KILLING SELF PST 12 MOS	Freq	Pct
1 = Yes	1806	5.49
2 = No	24401	74.18
85 = BAD DATA Logically assigned	2	0.01
94 = DON'T KNOW	33	0.10
97 = REFUSED	63	0.19
98 = BLANK (NO ANSWER)	865	2.63
99 = LEGITIMATE SKIP	5723	17.40

RECODED MENTAL HEALTH

RECODED MENTAL HEALTH

NOTE: The variables in this section are recoded variables that were created from one or more variables from the following three sections: Mental Health, Recoded Substance Dependence and Abuse, and Recoded DSM-5 Substance Use Disorder.

Recoded variables were defined to measure psychological distress, Serious Mental Illness (SMI) and other levels of mental illness, as well as suicide ideation. A logistic regression model revised in 2012 is used to determine the predicted probability of SMI. The predicted mental illness variables (e.g., SMIYR_U, AMIYR_U) that were derived from the 2012 model were examined to determine how they were associated with the mental health predictor variables in the 2012 model. It was found that the 2012 model significantly overestimated the proportion of adults aged 18 or older with SMI (and those with AMI) who had suicidal thoughts in the past year and also the proportion of adults who had MDE in the past year. Therefore, it is recommended that the mental illness variables derived from the 2012 model should not be used when analyzing past year suicidal thoughts, past year MDE, or other associated variables (including past year suicide attempts, suicide plans, medical treatment for suicide attempts, or lifetime MDE). Similarly, it is recommended that model-based mental illness variables should not be used in conjunction with the K6 variables (including serious psychological distress) or WHODAS variables in any analyses. Specific details about the creation and use of the distress and mental illness variables can be found in the Recoded Mental Health Appendix.

NOTE: The following five variables contain information about psychological distress. The 2008 NSDUH was the first survey year where variables on past month psychological distress (K6SCMON and SPDMON) were available and these variables were used beginning with the 2008 Detailed Tables. A second set of variables describes past year psychological distress (K6SCYR, K6SCMAX, and SPDYR). The past year distress variables, K6SCMAX and SPDYR, were created based on data from the past month K6 items and the worst month in the past year K6 items. Prior to the 2008 NSDUH, past year distress was based only on the worst month in the past year K6 items (SPD_UADJ). Due to the addition of the past month K6 items, it was determined that past year SPD in 2008 and later years is not comparable with years prior to 2008. In order to be able to make comparisons of SPD estimates across years, statistically adjusted variables were created for 2005-2007. The 2005-2007 adjusted past year SPD recodes, K6SMXADJ and SPDYRADJ, can be renamed to the 2008 SPD variable names for use in analyses that use data from 2005 and subsequent years.

The following variable, K6SCMON, is a score with values ranging from 0 to 24 indicating the level of psychological distress over the past 30 days (past month). This variable is based on data collected from a series of six questions known as the K6, asking adult respondents how frequently they experienced symptoms of psychological distress during the past 30 days. These questions include the following symptoms of distress: feeling nervous (DSTNRV30), feeling hopeless (DSTHOP30), feeling restless or fidgety (DSTRST30), feeling so sad or depressed that nothing could cheer you up (DSTCHR30), feeling that everything was an effort (DSTEFF30), and feeling down on yourself, no good, or worthless (DSTNGD30). For each of the six items listed above, responses of "all of the time" were coded 4, "most of the time" were coded 3, "some of the time" were coded 2, "a little of the time" were coded 1, and "none of the time" and all other responses were coded 0. These assigned values were summed across the six items to calculate a total score for K6SCMON. Specific details about this variable are provided in the Recoded Mental Health Appendix.

(DSTCHR30, DSTEFF30, DSTHOP30, DSTNGD30, DSTNRV30, DSTRST30)

K6SCMON

Len : 2 RC-K6 TOTAL SCORE IN PAST MONTH

	Freq	Pct
RANGE = 0 - 24.....	27170	82.60
. = Aged 12-17 (AGE2<7).....	5723	17.40

(K6SCMON)

SPDMON

Len : 1 RC-PAST MONTH SERIOUS PSYCH DISTRESS INDICATOR

	Freq	Pct
. = Aged 12-17 (K6SCMON=.).....	5723	17.40
0 = No (K6SCMON<13).....	24443	74.31
1 = Yes (K6SCMON>=13).....	2727	8.29

NOTE: The two variables directly above are defined based on questions asking about a respondent's level of psychological distress over the past 30 days. Respondents were then asked if there was a month in the past 12 months when they felt more depressed, anxious, or emotionally stressed than they felt in the past 30 days. This level of psychological distress is referenced as the "worst month in past year" in the following documentation.

The following variable, K6SCYR, is a score with values ranging from 0 to 24 indicating the level of psychological distress during the worst month of the past year, that was not the past 30 days. This variable is only defined for respondents who reported that there was a month in the past 12 months when he/she was more depressed, anxious, or emotionally stressed than during the past 30 days (DSTWORST=1). This score variable is based on a series of six questions asking respondents how frequently they experienced symptoms of psychological distress during their worst month in the past year (only if the worst month was not the past 30 days). These questions are from the K6 and include the following symptoms of distress: feeling nervous (DSTNRV12), feeling hopeless (DSTHOP12), feeling restless or fidgety (DSTRST12), feeling so sad or depressed that nothing could cheer them up (DSTCHR12), feeling that everything was an effort (DSTEFF12), and feeling down on themselves, no good, or worthless (DSTNGD12). For each of the six items listed above, responses of "all of the time" were coded 4, "most of the time" were coded 3, "some of the time" were coded 2, "a little of the time" were coded 1, and "none of the time" and all other responses were coded 0. These assigned values were summed across the six items to calculate a total score for K6SCYR. For respondents who indicated that they did not have a month in the past year worse than the past 30 days, K6SCYR was set to missing. Specific details about this variable are provided in the Recoded Mental Health Appendix.

(DSTCHR12, DSTEFF12, DSTHOP12, DSTNGD12, DSTNRV12, DSTRST12, DSTWORST)

K6SCYR

Len : 2 RC-K6 TOTAL SCORE IN WORST MONTH OF PAST YEAR

	Freq	Pct
RANGE = 0 - 24.....	9687	29.45
. = Aged 12-17 (AGE2<7) or DSTWORST in (2,85,94,97,98).....	23206	70.55

RECODED MENTAL HEALTH

The following variable, K6SCMAX, is defined to be the higher K6 score between the past month K6 total score (K6SCMON) variable, and the K6 total score in the worst month of the past year if the worst month was not the past 30 days (K6SCYR) variable.

(DSTWORST, K6SCMON, K6SCYR)

<u>K6SCMAX</u>	Len : 2 RC-WORST K6 TOTAL SCORE IN PAST YEAR		
		Freq	Pct
	RANGE = 0 - 24.....	27170	82.60
	. = Aged 12-17 (AGE2<7).....	5723	17.40

(K6SCMAX)

<u>SPDYR</u>	Len : 1 RC-PAST YEAR SERIOUS PSYCHOLOGICAL DISTRESS INDICATOR		
		Freq	Pct
	. = Aged 12-17 (K6SCMAX=.).....	5723	17.40
	0 = No (K6SCMAX<13).....	22215	67.54
	1 = Yes (K6SCMAX>=13).....	4955	15.06

NOTE: The following four variables present suicide information based on responses to the suicidal ideation screen.

(SUICTHNK)

<u>MHSUITHK</u>	Len : 1 RC-SERIOUSLY THOUGHT ABOUT KILLING SELF IN PAST YEAR		
		Freq	Pct
	. = Aged 12-17/Unknown (Otherwise).....	6686	20.33
	0 = No (SUICTHNK=2).....	24401	74.18
	1 = Yes (SUICTHNK=1).....	1806	5.49

The following suicide variable, MHSUTK_U, is used in the 2012 mental illness prediction model. It is defined differently than MHSUITHK which is used in the detailed tables. See the mental illness variables further down in this section and the Recoded Mental Health Appendix for more details.

<u>MHSUTK_U</u>	Len : 1 RC-SERIOUS TIGHT ABT KILL SLF PY - 'UNKN' IMP AS 'NO'		
		Freq	Pct
	. = Aged 12-17 (AGE2<7).....	5723	17.40
	0 = No/Unknown (AGE2>=7 and MHSUITHK=.,0).....	25364	77.11
	1 = Yes (AGE2>=7 and MHSUITHK=1).....	1806	5.49

<u>MHSUIPLN</u>	Len : 1 RC-ADULT MADE PLANS TO KILL SELF IN PAST YEAR		
		Freq	Pct
	. = Aged 12-17/Unknown (Otherwise).....	6699	20.37
	0 = No.....	25675	78.06
	1 = Yes.....	519	1.58

<u>MHSUITRY</u>	Len : 1 RC-ADULT ATTEMPTED TO KILL SELF IN PAST YEAR		
		Freq	Pct
	. = Aged 12-17/Unknown (Otherwise).....	6692	20.34
	0 = No.....	26003	79.05
	1 = Yes.....	198	0.60

NOTE: The following 10 variables pertain to the creation of the variables on mental illness. These variables include total scores from the psychological distress and impairment scales, the predicted probability of serious mental illness (SMI), and indicators of various levels of mental illness. Until 2012, a model developed for the 2008 NSDUH was used to determine mental illness status. A revised and improved model predicting mental illness was used starting with the 2012 NSDUH. All mental illness estimates presented in detailed or mental health detailed tables from the 2008 NSDUH and onward have been updated; thus, these estimates are based on the revised model. Additional details about the creation and use of these variables are provided in the Recoded Mental Health Appendix.

The following variable, WSPDSC2, is an alternative version of the original worst K6 total score in the past year (K6SCMAX) with values ranging from 0 to 17 rather than 0 to 24. The original total score variable is documented previously in this section with the psychological distress variables. This alternative total score was calculated by assigning a value of 0 when K6SCMAX had a value from 0 to 7 and assigning a value of 1 to 17 when K6SCMAX had a corresponding value from 8 to 24. This alternative version was used in the regression model to determine SMI because SMI prevalence was typically extremely low for respondents with worst K6 total scores less than 8. Specific details about this variable are provided in the Recoded Mental Health Appendix.

(K6SCMAX)

<u>WSPDSC2</u>	Len : 2 RC-ALTERNATIVE WORST K6 TOTAL SCORE		
		Freq	Pct
	RANGE = 0 - 17.....	27170	82.60
	. = Aged 12-17 (AGE2<7).....	5723	17.40

RECODED MENTAL HEALTH

NOTE: The following two variables, WHODASC2 and WHODASC3, are score variables that indicate the level of impairment for respondents. These variables are based on data collected from a series of thirteen questions asking respondents how much difficulty they experienced in doing eight daily activities in the one month in the past year when they were at their worst emotionally. These questions, drawn from the World Health Organization Disability Assessment Schedule (WHODAS), comprise an abbreviated scale which is used to capture information on impairment (see the Recoded Mental Health Appendix for more information). Respondents who had indicated during the administration of any of the K6 items that they had experienced at least one of the K6 symptoms (defined in the note above variables K6SCMON and K6SCYR) at least "a little of the time" (i.e., K6SCMON greater than 0 or K6SCYR greater than 0) were asked about remembering to do things they needed to do (IMPREMEM), concentrating on doing something important when other things were going on around them (IMPCONCN), going out of the house and getting around on their own (IMPGOUT, IMPGOUTM), dealing with people they did not know well (IMPPEOP, IMPPEOPM), participating in social activities (IMPSOC, IMPSOCM), taking care of household responsibilities (IMPHHLD, IMPHHLDM), taking care of daily responsibilities at work or school (IMPRES, IMPRESM), and getting daily work done as quickly as needed (IMPWORK, IMPRESM). Respondents who reported that they did not engage in an activity were asked a follow-up question to determine if they did not do so because of emotions, nerves, or mental health.

For the original WHODAS total score, WHODASC2, a value of 3 was assigned for each of the daily activities that a respondent indicated having "severe" difficulty performing, or if the respondent indicated not performing the activity due to problems with emotions, nerves, or mental health. A value of 2 was assigned for each of the daily activities that a respondent indicated having "moderate" difficulty performing, and a value of 1 was assigned for "mild" difficulty. For activities that had a follow-up question, a response of "yes" were assigned a value of a 3 as having "severe difficulty." A value of 0 was assigned for all other responses and nonresponses for each activity. These assigned values were summed to calculate a total score for WHODASC2 which ranges from 0 to 24.

For the alternative WHODAS total score, WHODASC3, a value of 1 was assigned for each of the daily activities that a respondent indicated having "moderate" or "severe" difficulty performing, or if the respondent indicated not performing the activity due to problems with emotions, nerves, or mental health. For activities that had a follow-up question, a response of "yes" were assigned a value of a 1 as having "moderate or severe difficulty." A value of 0 was assigned for all other responses and nonresponses for each activity. These assigned values were summed to calculate a total score for WHODASC3 which ranges from 0 to 8. The alternative version of the WHODAS total score (WHODASC3) was used in the regression model to determine SMI, since it was thought that the sum of a dichotomous measure might fit better than the sum of a linear continuous measure.

Specific details about these variables are provided in the Recoded Mental Health Appendix.

(*IMPCONCN, IMPGOUT, IMPGOUTM, IMPHHL, IMPHHLDM, IMPPEOP, IMPPEOPM, IMPREMEM, IMPRES, IMPRESM, IMPSOC, IMPSOCM, IMPWORK, K6SCMAX*)

WHODASC2 Len : 2 RC-WHODAS TOTAL SCORE

	Freq	Pct
RANGE = 0 - 24.....	27170	82.60
. = Aged 12-17 (AGE2<7)	5723	17.40

(*IMPCONCN, IMPGOUT, IMPGOUTM, IMPHHL, IMPHHLDM, IMPPEOP, IMPPEOPM, IMPREMEM, IMPRES, IMPRESM, IMPSOC, IMPSOCM, IMPWORK, K6SCMAX*)

WHODASC3 Len : 1 RC-ALTERNATIVE WHODAS TOTAL SCORE

	Freq	Pct
RANGE = 0 - 8.....	27170	82.60
. = Aged 12-17 (AGE2<7)	5723	17.40

NOTE: The following 14 mental illness variables are based on the 2012 mental illness prediction model. These variables are not comparable with similarly named variables (based on the 2008 mental illness prediction model) in previous NSDUHs; thus, these variables were renamed by appending " _U" to the previous variable names. Starting with the 2014 NSDUH, new mental illness variable names end only with a "U" and there are no existing similarly named 2008 model based variables. Recommendations concerning the analysis of the mental illness variables derived from the predicted probability of SMI (SMIPP_U) are noted in the documentation above SMIYR_U. Variables based on the 2008 mental illness prediction model are not being provided for the 2012 and future NSDUHs. All the 2008 model-based mental illness variables typically found in this section have been removed from the 2008-2011 NSDUH data files and replaced with the revised 2012 model based mental illness variables. The only exception is SMIPP (the SMI predicted probability based on the 2008 model) which remains available on the 2008-2011 NSDUH data files. Specific details about these variables and the prediction models are provided in the Recoded Mental Health Appendix. In order to be able to make comparisons of SMI estimates across years, SMI variables were created for 2005-2007 based on an alternative model. The 2005-2007 SMI recodes, SMIPP_A and SMIYR_A, are considered comparable with the variables SMIPP_U and SMIYR_U, respectively, for 2008 and later NSDUHs. However, users should consider the differences in methodology before making any decisions on whether and how to use the 2005-2007 SMI variables. Specific details about these 2005-2007 variables are provided in the Recoded Mental Health Appendix. The following variable, SMIPP_U, is a predicted probability that a respondent has Serious Mental Illness (SMI) estimated using the 2012 revised logistic regression model. SMIPP_U was used to determine these levels of mental illness: Serious (SMI), Serious or Moderate (SMMI), and Any (AMI). The categories of Moderate (MMI) and Mild (LMI) were determined by subtraction.

(*AMDEY2_U, MHSUTK_U, WHODASC3, WSPDSC2*)

SMIPP_U Len : 12 RC-PREDICTED SERIOUS MENTAL ILLNESS PROB REVISED

	Freq	Pct
RANGE = 0.0025409721 - 0.9291205406.....	27170	82.60
. = Aged 12-17 (AGE2<7)	5723	17.40

RECODED MENTAL HEALTH

NOTE: The following six variables (SMIYR_U, AMIYR_U, SMMIYR_U, MMIYR_U, LMIYR_U, and LMMIYRU) are not recommended to be used when analyzing variables for past year suicidal thoughts, past year MDE, K6, or the WHODAS, nor are they recommended to be used when analyzing other variables closely linked with these variables (including past year suicide attempts, suicide plans, medical treatment for suicide attempts, lifetime MDE, SPD, or components used in the K6 or WHODAS scales). Specific details about the creation and use of these variables can be found in the Recoded Mental Health Appendix.

In order to be able to make comparisons of SMI estimates across years, SMI variables were created for 2005-2007 based on an alternative model. The 2005-2007 SMI recodes, SMIPP_A and SMIYR_A, are considered comparable with the variables SMIPP_U and SMIYR_U, respectively, for 2008 and later NSDUHs. However, users should consider the differences in methodology before making any decisions on whether and how to use the 2005-2007 SMI variables. The same analysis recommendation noted above also applies for the 2005-2007 SMIYR_A variable. Specific details about these 2005-2007 variables are provided in the Recoded Mental Health Appendix.

The following variable, SMIYR_U, is a Serious Mental Illness (SMI) indicator for respondents based on the 2012 revised predicted probability of SMI (SMIPP_U). If SMIPP_U is greater than or equal to a specified cutoff point (0.260573529) then SMIYR_U=1, and if SMIPP_U is less than the cutoff point then SMIYR_U=0. This indicator is not comparable with SMI variables prior to 2008, in which SMI was only based on psychological distress. Also, this indicator based on the 2012 model is not comparable with the indicator based on the 2008 model. Specific details about this variable can be found in the Recoded Mental Health Appendix.

(SMIPP_U)
SMIYR_U

Len : 1	RC-SMI IND (1/0) BASED ON REVISED PREDICTED SMI PROB		
	. = Aged 12-17 (AGE2<7)	5723	17.40
	0 = No Past Year SMI (See comment above).....	25250	76.76
	1 = Past Year SMI (See comment above)	1920	5.84

The following variable, AMIYR_U, is an indicator for Any Mental Illness (AMI) based on the 2012 revised predicted probability of SMI (SMIPP_U). If SMIPP_U is greater than or equal to a specified cutoff point (0.0192519810) then AMIYR_U=1, and if SMIPP_U is less than the cutoff point then AMIYR_U=0. This indicator based on the 2012 model is not comparable with the indicator based on the 2008 model. AMI is defined as having Serious, Moderate, or Mild Mental Illness. Specific details about this variable can be found in the Recoded Mental Health Appendix.

(SMIPP_U)
AMIYR_U

Len : 1	RC-AMI IND (1/0) BASED ON REVISED PREDICTED SMI PROB		
	. = Aged 12-17 (AGE2<7)	5723	17.40
	0 = No Past Yr Any Mental Illness (See comment above).....	20203	61.42
	1 = Past Year Any Mental Illness (See comment above)	6967	21.18

The following variable, SMMIYR_U, is an indicator for Serious or Moderate Mental Illness (SMMI) based on the 2012 revised predicted probability of SMI (SMIPP_U). If SMIPP_U is greater than or equal to a specified cutoff point (0.077686285365) then SMMIYR_U=1, and if SMIPP_U is less than the cutoff point then SMMIYR_U=0. This indicator based on the 2012 model is not comparable with the indicator based on the 2008 model. Specific details about this variable can be found in the Recoded Mental Health Appendix.

(SMIPP_U)
SMMIYR_U

Len : 1	RC-SMMI IND (1/0) BASED ON REVISED PREDICTED SMI PROB		
	. = Aged 12-17 (AGE2<7)	5723	17.40
	0 = No Past Year SMMI (See comment above).....	23431	71.23
	1 = Past Year SMMI (See comment above).....	3739	11.37

The following variable, MMIYR_U, is an indicator for Moderate Mental Illness (MMI). This indicator derived from mental illness variables based on the 2012 model is not comparable with the indicator derived from mental illness variables based on the 2008 model. Specific details about this variable can be found in the Recoded Mental Health Appendix.

(SMIYR_U, SMMIYR_U)
MMIYR_U

Len : 1	RC-MOD MI IND (1/0) BASED ON REVISED PRED SMI PROB		
	. = Aged 12-17 (AGE2<7)	5723	17.40
	0 = No Past Year MMI (Otherwise).....	25351	77.07
	1 = Past Year MMI (SMMIYR_U=1 and SMIYR_U=0).....	1819	5.53

RECODED MENTAL HEALTH

The following variable, LMIYR_U, is an indicator for Mild (Low) Mental Illness (LMI). This indicator derived from mental illness variables based on the 2012 model is not comparable with the indicator derived from mental illness variables based on the 2008 model. Specific details about this variable can be found in the Recoded Mental Health Appendix.

(LMIYR_U, SMMIYR_U)

<u>LMIYR_U</u>	Len : 1 RC-MILD MI IND (1/0) BASED ON REVISED PRED SMI PROB		
		Freq	Pct
.	= Aged 12-17 (AGE2<7)	5723	17.40
0	= No Past Year LMI (Otherwise).....	23942	72.79
1	= Past Year LMI (LMIYR_U=1 and SMMIYR_U=0)	3228	9.81

The following variable, LMMIYRU, is an indicator for Mild (Low) Mental Illness (LMI) or Moderate Mental Illness (MMI). This indicator is derived from mental illness variables based on the 2012 model. Specific details about this variable are provided in the Recoded Mental Health Appendix. This mental illness variable is referred to as any mental illness (AMI) excluding serious mental illness (SMI).

(LMIYR_U, MMIYR_U)

<u>LMMIYRU</u>	Len : 1 RC-LMMI IND (1/0) BASED ON REVISED PREDICTED SMI PROB		
		Freq	Pct
.	= Aged 12-17 (AGE2<7)	5723	17.40
0	= No Past Year LMMI (Otherwise)	22123	67.26
1	= Past Year LMMI (LMIYR_U=1 or MMIYR_U=1).....	5047	15.34

The following variable, MI_CAT_U, is a categorical mental illness indicator. This indicator derived from mental illness variables based on the 2012 model is not comparable with the indicator derived from mental illness variables based on the 2008 model. Please note that MI_CAT_U is not recommended to be used when analyzing variables for past year suicidal thoughts, past year MDE, K6, or the WHODAS, nor is it recommended to be used when analyzing other variables closely linked with these variables (including past year suicide attempts, suicide plans, medical treatment for suicide attempts, lifetime MDE, SPD, or components used in the K6 or WHODAS scales). Specific details about the creation and use of this variable can be found in the Recoded Mental Health Appendix.

(LMIYR_U, MMIYR_U, SMIYR_U)

<u>MI_CAT_U</u>	Len : 1 RC-CATEGORICAL MI INDICATOR REVISED		
		Freq	Pct
.	= Aged 12-17 (AGE2<7)	5723	17.40
0	= No Past Year MI (SMIYR_U & LMIYR_U & MMIYR_U=0).....	20203	61.42
1	= Past Year Mild Mental Illness (LMIYR_U=1)	3228	9.81
2	= Past Year Moderate Mental Illness (MMIYR_U=1).....	1819	5.53
3	= Past Year Serious Mental Illness (SMIYR_U=1).....	1920	5.84

NOTE: The following six variables are recodes that combine mental illness measures based on the 2012 revised predicted probability of SMI (SMIPP_U) with substance use disorder (SUD) in the past year. SMISUDPY, AMISUDPY, and LMMISUDPY were created using the DSM-IV based SUD variables. Whereas SMISUD5YR, AMISUD5YR, and LMMISUD5YR were created using the DSM-5 based SUD variables. Recodes based on DSM-5 use disorder criteria were used starting in the 2020 Detailed Tables. These DSM-IV variables based on the 2012 mental illness prediction model are not comparable with similarly named variables from previous years due to the change in the model as well as changes in the dependence or abuse variables starting with the 2015 NSDUH. The DSM-5 variables are also not comparable to similarly named variables from previous years due to the change in mental illness model as well as the change to DSM-5 criteria for the use disorder variables. Please note that SMISUDPY, AMISUDPY, LMMISUDPY, SMISUD5YR, AMISUD5YR, and LMMISUD5YR are not recommended to be used when analyzing variables for past year suicidal thoughts, past year MDE, K6, or the WHODAS, nor are they recommended to be used when analyzing other variables closely linked with these variables (including past year suicide attempts, suicide plans, medical treatment for suicide attempts, lifetime MDE, SPD, or components used in the K6 or WHODAS scales). Specific details about the creation and use of the mental illness variables used in these recodes can be found in the Recoded Mental Health Appendix. Specific information about the SUD variables used in these recodes can be found in the Nicotine Dependence and Substance Use Disorder Appendix.

(SMIYR_U, UDPYILAL)

<u>SMISUDPY</u>	Len : 1 RC-SMI AND DRUG/ALCOHOL DEP OR ABUSE - PAST YEAR-DSM-IV		
		Freq	Pct
.	= Aged 12-17 (SMIYR_U=.).....	5723	17.40
1	= Yes (SMIYR_U=1 and UDPYILAL=1)	540	1.64
2	= No (SMIYR_U=0 or UDPYILAL=0).....	26630	80.96

(SMIYR_U, UDYR5ILAL)

<u>SMISUD5YR</u>	Len : 1 RC-SMI AND SUBSTANCE USE DISORDER - PAST YEAR-DSM-5		
		Freq	Pct
.	= Aged 12-17 (SMIYR_U=.).....	5723	17.40
1	= Yes (SMIYR_U=1 and UDYR5ILAL=1).....	844	2.57
2	= No (SMIYR_U=0 or UDYR5ILAL=0).....	26326	80.04

RECODED MENTAL HEALTH

(AMIYR_U, UDPYILAL)

AMISUDPY Len: 1 RC-AMI AND DRUG/ALCOHOL DEP OR ABUSE - PAST YEAR-DSM-IV

	Freq	Pct
. = Aged 12-17 (AMIYR_U=.)	5723	17.40
1 = Yes (AMIYR_U=1 and UDPYILAL=1).....	1422	4.32
2 = No (AMIYR_U=0 or UDPYILAL=0).....	25748	78.28

(AMIYR_U, UDYR5ILAL)

AMISUD5YR Len: 1 RC-AMI AND SUBSTANCE USE DISORDER - PAST YEAR-DSM-5

	Freq	Pct
. = Aged 12-17 (AMIYR_U=.)	5723	17.40
1 = Yes (AMIYR_U=1 and UDYR5ILAL=1).....	2380	7.24
2 = No (AMIYR_U=0 or UDYR5ILAL=0).....	24790	75.37

(LMMIYRU, UDPYILAL)

LMMISUDPY Len: 1 RC-LMMI AND DRUG/ALCOHOL DEP OR ABUSE - PAST YEAR-DSM-IV

	Freq	Pct
. = Aged 12-17 (LMMIYRU=.)	5723	17.40
0 = No (LMMIYRU=0 or UDPYILAL=0).....	26288	79.92
1 = Yes (LMMIYRU=1 and UDPYILAL=1).....	882	2.68

(LMMIYRU, UDYR5ILAL)

LMMISUD5YR Len: 1 RC-LMMI AND SUBSTANCE USE DISORDER - PAST YEAR-DSM-5

	Freq	Pct
. = Aged 12-17 (LMMIYRU=.)	5723	17.40
0 = No (LMMIYRU=0 or UDYR5ILAL=0).....	25634	77.93
1 = Yes (LMMIYRU=1 and UDYR5ILAL=1).....	1536	4.67

NOTE: The following four variables are recodes that combine mental illness measures based on the 2012 revised predicted probability of SMI (SMIPP_U) with substance use disorder (SUD) in the past year. SMIORSUD5, SMISUD5ONL, AMIORSUD5, and AMISUD5ONL were created using the DSM-5 based SUD variables; these recodes based on DSM-5 use disorder criteria were used starting with the 2020 First Findings Report appendix tables.

(SMIYR_U, UDYR5ILAL)

SMIORSUD5 Len: 1 RC-SMI OR SUBSTANCE USE DISORDER - PAST YEAR-DSM-5

	Freq	Pct
. = Aged 12-17 (SMIYR_U=.)	5723	17.40
1 = Yes (SMIYR_U=1 or UDYR5ILAL=1).....	6029	18.33
2 = No (SMIYR_U=0 and UDYR5ILAL=0).....	21141	64.27

(SMIYR_U, UDYR5ILAL)

SMISUD5ONL Len: 1 RC-ONLY SMI, ONLY SUD, SMI AND SUD, OR NEITHER - PY-DSM-5

	Freq	Pct
. = Aged 12-17 (SMIYR_U=.)	5723	17.40
1 = SUD only, no SMI (SMIYR_U=0 and UDYR5ILAL=1).....	4109	12.49
2 = SMI only, no SUD (SMIYR_U=1 and UDYR5ILAL=0).....	1076	3.27
3 = SUD and SMI (SMIYR_U=1 and UDYR5ILAL=1).....	844	2.57
4 = Neither SUD or SMI (SMIYR_U=0 and UDYR5ILAL=0).....	21141	64.27

(AMIYR_U, SMIYR_U, UDYR5ILAL)

AMIORSUD5 Len: 1 RC-AMI OR SUBSTANCE USE DISORDER - PAST YEAR-DSM-5

	Freq	Pct
. = Aged 12-17 (AMIYR_U=.)	5723	17.40
1 = Yes (AMIYR_U=1 or UDYR5ILAL=1).....	9540	29.00
2 = No (AMIYR_U=0 and UDYR5ILAL=0).....	17630	53.60

(AMIYR_U, SMIYR_U, UDYR5ILAL)

AMISUD5ONL Len: 1 RC-ONLY AMI, ONLY SUD, AMI AND SUD, OR NEITHER - PY-DSM-5

	Freq	Pct
. = Aged 12-17 (AMIYR_U=.)	5723	17.40
1 = SUD only, no AMI (AMIYR_U=0 and UDYR5ILAL=1).....	2573	7.82
2 = AMI only, no SUD (AMIYR_U=1 and UDYR5ILAL=0).....	4587	13.95
3 = SUD and AMI (AMIYR_U=1 and UDYR5ILAL=1).....	2380	7.24
4 = Neither SUD or AMI (AMIYR_U=0 and UDYR5ILAL=0).....	17630	53.60

ADULT DEPRESSION

ADULT DEPRESSION

The values in this section may be inconsistent with values for variables in other sections of the interview. Items in this section were edited when respondents legitimately skipped out of these items based on prior answers in earlier sections. Otherwise, variables in one section of the interview generally were not edited to make them consistent with variables in another section of the interview. This note applies to variables in this section marked by a¹.

NOTE: All of the respondents aged 18 or older were asked the questions in the Adult Depression module in this current survey year. In the 2004 survey, a subset of the adults was asked these questions.

Have you ever in your life had a period of time lasting several days or longer when most of the day you felt sad, empty or depressed?

(ASC21)

[ADDPREV](#)¹

Len : 2 SEVERAL DAYS OR LNGR WHEN FELT SAD/EMPTY/DPRSD

	Freq	Pct
1 = Yes.....	9482	28.83
2 = No.....	16714	50.81
85 = BAD DATA Logically assigned.....	1	0.00
94 = DON'T KNOW.....	35	0.11
97 = REFUSED.....	64	0.19
98 = BLANK (NO ANSWER).....	874	2.66
99 = LEGITIMATE SKIP.....	5723	17.40

Have you ever had a period of time lasting several days or longer when most of the day you were very discouraged about how things were going in your life?

(ASC22)

[ADDSCEV](#)¹

Len : 2 SEVERAL DAYS OR LNGR FELT DISCOURAGED ABT LIFE

	Freq	Pct
1 = Yes.....	1932	5.87
2 = No.....	14781	44.94
94 = DON'T KNOW.....	32	0.10
97 = REFUSED.....	65	0.20
98 = BLANK (NO ANSWER).....	878	2.67
99 = LEGITIMATE SKIP.....	15205	46.23

Have you ever had a period of time lasting several days or longer when you lost interest in most things you usually enjoy like work, hobbies, and personal relationships?

(ASC23)

[ADLOSEV](#)¹

Len : 2 EVER HAD PER OF TIME LST INTRST IN ENJOYABLE THGS

	Freq	Pct
1 = Yes.....	634	1.93
2 = No.....	14155	43.03
94 = DON'T KNOW.....	29	0.09
97 = REFUSED.....	54	0.16
98 = BLANK (NO ANSWER).....	884	2.69
99 = LEGITIMATE SKIP.....	17137	52.10

During times when you felt sad, empty, or depressed most of the day, did you ever feel discouraged about how things were going in your life?

(AD01)

[ADDPDISC](#)¹

Len : 2 FEEL DISCRGD ABOUT LIFE WHEN SAD/EMPTY/DEPRESSED

	Freq	Pct
1 = Yes.....	8817	26.81
2 = No.....	650	1.98
85 = BAD DATA Logically assigned.....	1	0.00
94 = DON'T KNOW.....	9	0.03
97 = REFUSED.....	2	0.01
98 = BLANK (NO ANSWER).....	941	2.86
99 = LEGITIMATE SKIP.....	22473	68.32

ADULT DEPRESSION

During the times when you felt sad, empty, or depressed, did you ever lose interest in most things like work, hobbies, and other things you usually enjoy?

(AD01A, AD01B)
ADDPLSIN¹

Len : 2 EVER LOSE INT IN THINGS WHEN SAD/EMPTY/DEPRESSED		Freq	Pct
1 = Yes.....		8127	24.71
2 = No.....		1335	4.06
85 = BAD DATA Logically assigned.....		1	0.00
94 = DON'T KNOW.....		10	0.03
97 = REFUSED.....		5	0.02
98 = BLANK (NO ANSWER).....		942	2.86
99 = LEGITIMATE SKIP.....		22473	68.32

During times when you felt discouraged about how things were going in your life, did you ever lose interest in most things like work, hobbies, and other things you usually enjoy?

(AD02)
ADDLSIN¹

Len : 2 EVER LOSE INT IN THNGS WHEN FEELING DISCOURGAGED		Freq	Pct
1 = Yes.....		1065	3.24
2 = No.....		865	2.63
94 = DON'T KNOW.....		1	0.00
97 = REFUSED.....		1	0.00
98 = BLANK (NO ANSWER).....		946	2.88
99 = LEGITIMATE SKIP.....		30015	91.25

Did you ever have a period of time like this that lasted most of the day nearly every day for two weeks or longer?

(AD09)
ADLSI2WK¹

Len : 2 PERIOD OF TIME LASTED EVERY DAY FOR 2 WKS /LNGR		Freq	Pct
1 = Yes.....		107	0.33
2 = No.....		525	1.60
94 = DON'T KNOW.....		2	0.01
98 = BLANK (NO ANSWER).....		967	2.94
99 = LEGITIMATE SKIP.....		31292	95.13

Think about the times when you [FEELFILL]. Did you ever have a period of time like this that lasted most of the day, nearly every day, for two weeks or longer?

(AD12)
ADDDR2WK¹

Len : 2 TIME WHEN [FEELFILL] LSTD EVRYDY 2 WKS OR LNGR		Freq	Pct
1 = Yes.....		7390	22.47
2 = No.....		3973	12.08
85 = BAD DATA Logically assigned.....		1	0.00
94 = DON'T KNOW.....		32	0.10
97 = REFUSED.....		11	0.03
98 = BLANK (NO ANSWER).....		953	2.90
99 = LEGITIMATE SKIP.....		20533	62.42

Think of times lasting two weeks or longer when [NUMPROBS] with your mood [WASWERE] most severe and frequent. During those times, how long did your [FEELNOUN] usually last?

(AD16)
ADWRHRS¹

Len : 2 TIME THAT MOST SEVERE/FREQUENT MOOD LASTED		Freq	Pct
1 = Less than 1 hour.....		324	0.99
2 = At least 1 hour but no more than 3 hours.....		1366	4.15
3 = At least 3 hours but no more than 5 hours.....		1835	5.58
4 = 5 hours or more.....		3897	11.85
85 = BAD DATA Logically assigned.....		1	0.00
94 = DON'T KNOW.....		67	0.20
97 = REFUSED.....		4	0.01
98 = BLANK (NO ANSWER).....		1023	3.11
99 = LEGITIMATE SKIP.....		24376	74.11

ADULT DEPRESSION

Still thinking of times lasting two weeks or longer when [NUMPROBS] with your mood [WASWERE] most severe and frequent, how severe was your emotional distress during those times?

(AD17)

ADWRDST¹

Len : 2 HOW SEVERE WAS EMOTIONAL DISTRESS DURING 2 WKS

	Freq	Pct
1 = Mild	553	1.68
2 = Moderate.....	2869	8.72
3 = Severe	2614	7.95
4 = Very Severe	1112	3.38
94 = DON'T KNOW	17	0.05
97 = REFUSED	3	0.01
98 = BLANK (NO ANSWER)	1025	3.12
99 = LEGITIMATE SKIP.....	24700	75.09

Again, think of times lasting two weeks or longer when [NUMPROBS] with your mood [WASWERE] most severe and frequent.

How often, during those times, was your emotional distress so severe that nothing could cheer you up?

(AD18)

ADWRCHR¹

Len : 2 EMOT DISTRSS SO SEVERE NOTHING COULD CHEER YOU UP

	Freq	Pct
1 = Often.....	2289	6.96
2 = Sometimes	3395	10.32
3 = Rarely	1129	3.43
4 = Never	332	1.01
94 = DON'T KNOW	17	0.05
97 = REFUSED	4	0.01
98 = BLANK (NO ANSWER)	1027	3.12
99 = LEGITIMATE SKIP.....	24700	75.09

Once again, please think of times lasting two weeks or longer when [NUMPROBS] with your mood [WASWERE] most severe and frequent.

How often, during those times, was your emotional distress so severe that you could not carry out your daily activities?

(AD19)

ADWRIMP¹

Len : 2 EMOT DISTRSS SO SEVERE COULD NT DO DLY ACTIVITIES

	Freq	Pct
1 = Often.....	1348	4.10
2 = Sometimes	2873	8.73
3 = Rarely	1837	5.58
4 = Never	1087	3.30
94 = DON'T KNOW	14	0.04
97 = REFUSED	5	0.02
98 = BLANK (NO ANSWER)	1029	3.13
99 = LEGITIMATE SKIP.....	24700	75.09

People who have problems with their mood often have other problems at the same time. These problems may include things like changes in:

- sleep
- appetite
- energy
- the ability to concentrate and remember
- feelings of low self-worth

Did you ever have any of these problems during a period of time when you [FEELFILL] for two weeks or longer?

(AD21)

ADPPROB¹

Len : 2 EVER HAVE OTH PRBLMS DURING 2 WKS OR LONGER

	Freq	Pct
1 = Yes.....	6015	18.29
2 = No.....	1029	3.13
94 = DON'T KNOW	6	0.02
97 = REFUSED	5	0.02
98 = BLANK (NO ANSWER)	1029	3.13
99 = LEGITIMATE SKIP.....	24809	75.42

ADULT DEPRESSION

Think again about these other problems we just mentioned. They include things like changes in

- sleep
- appetite
- energy
- the ability to concentrate and remember
- feelings of low self-worth

Please think of a time when you [FEELFILL] for two weeks or longer and you also had the largest number of these other problems at the same time.

Is there one particular time like this that stands out in your mind as the worst one you ever had?

(AD22)

ADWRPROB¹

Len : 2 ONE PARTICULAR TIME THAT IS THE WORST ONE EVER

	Freq	Pct
1 = Yes.....	4000	12.16
2 = No.....	1974	6.00
94 = DON'T KNOW.....	28	0.09
97 = REFUSED.....	10	0.03
98 = BLANK (NO ANSWER).....	1043	3.17
99 = LEGITIMATE SKIP.....	25838	78.55

How old were you when that worst period of time started?

Then think of the most recent time when you [FEELFILL] for two weeks or longer and you also had the largest number of these other problems at the same time.

How old were you when that time started?

(AD22A, AD22C)

ADWRAGE¹

Len : 3 AGE WHEN WORST PERIOD OF TIME STARTED

	Freq	Pct
RANGE = 1 - 85.....	5897	17.93
985 = BAD DATA Logically assigned.....	5	0.02
994 = DON'T KNOW.....	92	0.28
997 = REFUSED.....	13	0.04
998 = BLANK (NO ANSWER).....	1048	3.19
999 = LEGITIMATE SKIP.....	25838	78.55

In answering the next questions, think about the period of time when your [FEELNOUN] and other problems were the worst.

In answering the next questions, think about the most recent period of time when you [FEELFILL] and had other problems at the same time.

During that time, did you feel sad, empty, or depressed most of the day nearly every day?

(AD24A)

ADWRDEPR¹

Len : 2 WHEN PRBLMS WORST FELT SAD/EMPTY/DPRSD EVERY DAY

	Freq	Pct
1 = Yes.....	4955	15.06
2 = No.....	1022	3.11
94 = DON'T KNOW.....	19	0.06
97 = REFUSED.....	9	0.03
98 = BLANK (NO ANSWER).....	1050	3.19
99 = LEGITIMATE SKIP.....	25838	78.55

During that [TIMEFILL] period of time, did you feel discouraged about how things were going in your life most of the day nearly every day?

(AD24C)

ADWRDISC¹

Len : 2 WHEN PRBLMS WORST FELT DISCRGED ABT LIFE EVERYDAY

	Freq	Pct
1 = Yes.....	5001	15.20
2 = No.....	978	2.97
94 = DON'T KNOW.....	18	0.05
97 = REFUSED.....	5	0.02
98 = BLANK (NO ANSWER).....	1053	3.20
99 = LEGITIMATE SKIP.....	25838	78.55

ADULT DEPRESSION

During that [TIMEFILL] period of time, did you lose interest in almost all things like work and hobbies and things you like to do for fun?

(AD24E)

ADWRLSIN¹

Len : 2 WHEN PRBLMS WORST LOSE INTRST IN ENJOYABLE THINGS

	Freq	Pct
1 = Yes.....	4864	14.79
2 = No.....	1118	3.40
94 = DON'T KNOW.....	13	0.04
97 = REFUSED.....	7	0.02
98 = BLANK (NO ANSWER).....	1053	3.20
99 = LEGITIMATE SKIP.....	25838	78.55

During that [TIMEFILL] period of time, did you lose the ability to take pleasure in having good things happen to you, like winning something or being praised or complimented?

(AD24F)

ADWRPLSR¹

Len : 2 WHEN PRBLMS WORST LOSE PLSURE IN GOOD THINGS

	Freq	Pct
1 = Yes.....	4201	12.77
2 = No.....	1767	5.37
94 = DON'T KNOW.....	27	0.08
97 = REFUSED.....	6	0.02
98 = BLANK (NO ANSWER).....	1054	3.20
99 = LEGITIMATE SKIP.....	25838	78.55

The next questions are about changes in appetite and weight.

In answering the next questions, think about the period of time/most recent period of time when your [FEELNOUN] and other problems were the worst.

Did you have a much smaller appetite than usual nearly every day during that time?

(AD26A)

ADWRELES¹

Len : 2 WHEN PRBLMS WORST HAVE SMALLER APPETITE EVERY DAY

	Freq	Pct
1 = Yes.....	3360	10.21
2 = No.....	2254	6.85
94 = DON'T KNOW.....	39	0.12
97 = REFUSED.....	1	0.00
98 = BLANK (NO ANSWER).....	1075	3.27
99 = LEGITIMATE SKIP.....	26164	79.54

Did you have a much larger appetite than usual nearly every day?

(AD26B)

ADWREMOR¹

Len : 2 WHEN PRBLMS WORST HAVE LARGER APPETITE EVERY DAY

	Freq	Pct
1 = Yes.....	1206	3.67
2 = No.....	1057	3.21
94 = DON'T KNOW.....	28	0.09
97 = REFUSED.....	2	0.01
98 = BLANK (NO ANSWER).....	1076	3.27
99 = LEGITIMATE SKIP.....	29524	89.76

Did you gain weight without trying to during that [TIMEFILL] period of time?

(AD26C)

ADWRGAIN¹

Len : 2 WHEN PRBLMS WORST DID YOU GAIN WEIGHT W/O TRYING

	Freq	Pct
1 = Yes.....	1322	4.02
2 = No.....	951	2.89
94 = DON'T KNOW.....	19	0.06
97 = REFUSED.....	1	0.00
98 = BLANK (NO ANSWER).....	1076	3.27
99 = LEGITIMATE SKIP.....	29524	89.76

ADULT DEPRESSION

Did you gain weight without trying to because you were growing?

(AD26C1)

ADWRGROW¹

Len : 2 WHEN PRBLMS WORST GAIN WGHT W/O TRYING BC GROWING

	Freq	Pct
1 = Yes.....	61	0.19
2 = No.....	431	1.31
94 = DON'T KNOW.....	13	0.04
98 = BLANK (NO ANSWER).....	1110	3.37
99 = LEGITIMATE SKIP.....	31278	95.09

Did you gain weight without trying to because you were pregnant?

(AD26C2)

ADWRPREG¹

Len : 2 WHEN PRBLMS WORST GAIN WGHT W/O TRYING BC PRGN

	Freq	Pct
1 = Yes.....	28	0.09
2 = No.....	866	2.63
98 = BLANK (NO ANSWER).....	627	1.91
99 = LEGITIMATE SKIP.....	31372	95.38

How many pounds did you gain? Please enter your answer as a whole number.

(AD26D)

ADWRGNL2¹

Len : 3 WHEN PRBLMS WORST # LBS GAINED WITHOUT TRYING

	Freq	Pct
RANGE = 0 - 20.....	690	2.10
21 = 21 to 25 pounds.....	75	0.23
22 = 26 to 30 pounds.....	127	0.39
23 = 31 to 35 pounds.....	15	0.05
24 = 36 to 40 pounds.....	72	0.22
25 = 41 to 45 pounds.....	13	0.04
26 = 46 to 50 pounds.....	86	0.26
27 = 51 or more pounds.....	119	0.36
994 = DON'T KNOW.....	30	0.09
997 = REFUSED.....	6	0.02
998 = BLANK (NO ANSWER).....	1096	3.33
999 = LEGITIMATE SKIP.....	30564	92.92

Did you lose weight without trying to?

(AD26E)

ADWRLOSE¹

Len : 2 WHEN PRBLMS WORST DID YOU LOSE WEIGHT W/O TRYING

	Freq	Pct
1 = Yes.....	2472	7.52
2 = No.....	1816	5.52
94 = DON'T KNOW.....	42	0.13
97 = REFUSED.....	1	0.00
98 = BLANK (NO ANSWER).....	1085	3.30
99 = LEGITIMATE SKIP.....	27477	83.53

Did you lose weight without trying to because you were sick or on a diet?

(AD26E1)

ADWRDIET¹

Len : 2 WHEN PRBLMS WORST LOSE WGHT W/O TRYING BC SICK/DT

	Freq	Pct
1 = Yes.....	443	1.35
2 = No.....	2025	6.16
94 = DON'T KNOW.....	4	0.01
98 = BLANK (NO ANSWER).....	1128	3.43
99 = LEGITIMATE SKIP.....	29293	89.06

ADULT DEPRESSION

How many pounds did you lose?

Please enter your answer as a whole number.

(AD26F)

ADWRLSL2¹

Len : 3 WHEN PRBLMS WORST # LBS LOST WITHOUT TRYING

	Freq	Pct
RANGE = 0 - 20	1602	4.87
21 = 21 to 25 pounds.....	94	0.29
22 = 26 to 30 pounds.....	127	0.39
23 = 31 to 35 pounds.....	26	0.08
24 = 36 to 40 pounds.....	40	0.12
25 = 41 to 45 pounds.....	11	0.03
26 = 46 to 50 pounds.....	33	0.10
27 = 51 or more pounds	47	0.14
994 = DON'T KNOW	47	0.14
997 = REFUSED	2	0.01
998 = BLANK (NO ANSWER).....	1128	3.43
999 = LEGITIMATE SKIP.....	29736	90.40

Again, please think about the period of time/most recent period of time when your [FEELNOUN] and other problems were the worst.

Did you have a lot more trouble than usual falling asleep, staying asleep, or waking too early nearly every night during that [TIMEFILL] period of time?

(AD26G)

ADWRSLEP¹

Len : 2 WHEN PRBLMS WORST HAVE PRBS SLEEPING/WAKING EARLY

	Freq	Pct
1 = Yes.....	4537	13.79
2 = No.....	1099	3.34
94 = DON'T KNOW	14	0.04
97 = REFUSED	2	0.01
98 = BLANK (NO ANSWER)	1077	3.27
99 = LEGITIMATE SKIP.....	26164	79.54

During that [TIMEFILL] period of time, did you sleep a lot more than usual nearly every night?

(AD26H)

ADWRSMOR¹

Len : 2 WHEN PRBLMS WORST SLEEP A LOT MORE THAN USUAL

	Freq	Pct
1 = Yes.....	693	2.11
2 = No.....	418	1.27
94 = DON'T KNOW	3	0.01
97 = REFUSED	1	0.00
98 = BLANK (NO ANSWER)	1077	3.27
99 = LEGITIMATE SKIP.....	30701	93.34

During that [TIMEFILL] period of time, did you feel tired or low in energy nearly every day, even when you had not been working very hard?

(AD26J)

ADWRENRG¹

Len : 2 WHEN PRBLMS WORST FEEL TIRED/LOW ON ENERGY EVRYDY

	Freq	Pct
1 = Yes.....	5242	15.94
2 = No.....	399	1.21
94 = DON'T KNOW	9	0.03
97 = REFUSED	2	0.01
98 = BLANK (NO ANSWER)	1077	3.27
99 = LEGITIMATE SKIP.....	26164	79.54

ADULT DEPRESSION

Did you talk or move more slowly than is normal for you nearly every day?

(AD26L)

[ADWRSLOW](#)¹

Len : 2 WHEN PRBLMS WORST TALK/MOVE SLOWER THAN USUAL

	Freq	Pct
1 = Yes.....	2864	8.71
2 = No.....	2729	8.30
94 = DON'T KNOW.....	56	0.17
97 = REFUSED.....	2	0.01
98 = BLANK (NO ANSWER).....	1078	3.28
99 = LEGITIMATE SKIP.....	26164	79.54

Did anyone else notice that you were talking or moving slowly?

(AD26M)

[ADWRSLNO](#)¹

Len : 2 WHEN PRBLMS WORST PEOP NOTICE SLOWER THAN USUAL

	Freq	Pct
1 = Yes.....	1789	5.44
2 = No.....	1047	3.18
94 = DON'T KNOW.....	28	0.09
98 = BLANK (NO ANSWER).....	1136	3.45
99 = LEGITIMATE SKIP.....	28893	87.84

Were you so restless or jittery nearly every day that you paced up and down or couldn't sit still?

(AD26N)

[ADWRJITT](#)¹

Len : 2 WHEN PRBLMS WORST RSTLSS/JITTRY/PACING EVERYDAY

	Freq	Pct
1 = Yes.....	702	2.13
2 = No.....	2069	6.29
94 = DON'T KNOW.....	13	0.04
97 = REFUSED.....	3	0.01
98 = BLANK (NO ANSWER).....	1078	3.28
99 = LEGITIMATE SKIP.....	29028	88.25

Did anyone else notice that you were restless?

(AD26O)

[ADWRJINO](#)¹

Len : 2 WHEN PRBLMS WORST PEOP NOTICE YOU WERE RSTLSS

	Freq	Pct
1 = Yes.....	462	1.40
2 = No.....	237	0.72
94 = DON'T KNOW.....	3	0.01
98 = BLANK (NO ANSWER).....	1094	3.33
99 = LEGITIMATE SKIP.....	31097	94.54

The next questions are about changes in your ability to concentrate, and your feelings about yourself.

Again, in answering these questions, think about the period of time/most recent period of time when your [FEELNOUN] and other problems were the worst.

During that [TIMEFILL] time, did your thoughts come much more slowly than usual or seem confused nearly every day?

(AD26P)

[ADWRTHOT](#)¹

Len : 2 WHEN PRBLMS WORST THGHTS SLOWER/MORE CONFUSING

	Freq	Pct
1 = Yes.....	2906	8.83
2 = No.....	2696	8.20
94 = DON'T KNOW.....	41	0.12
97 = REFUSED.....	4	0.01
98 = BLANK (NO ANSWER).....	1082	3.29
99 = LEGITIMATE SKIP.....	26164	79.54

ADULT DEPRESSION

Did you have a lot more trouble concentrating than usual nearly every day?

(AD26R)

[ADWRCONC](#)¹

Len : 2 WHEN PRBLMS WORST HAVE TROUBLE CONCENTRATING

	Freq	Pct
1 = Yes.....	4239	12.89
2 = No.....	1380	4.20
94 = DON'T KNOW.....	24	0.07
97 = REFUSED.....	4	0.01
98 = BLANK (NO ANSWER).....	1082	3.29
99 = LEGITIMATE SKIP.....	26164	79.54

Were you unable to make decisions about things you ordinarily have no trouble deciding about?

(AD26S)

[ADWRDCSN](#)¹

Len : 2 WHEN PRBLMS WORST UNABLE TO MAKE DECISIONS

	Freq	Pct
1 = Yes.....	3312	10.07
2 = No.....	2302	7.00
94 = DON'T KNOW.....	31	0.09
97 = REFUSED.....	2	0.01
98 = BLANK (NO ANSWER).....	1082	3.29
99 = LEGITIMATE SKIP.....	26164	79.54

Did you feel that you were not as good as other people nearly every day?

(AD26U)

[ADWRNOGD](#)¹

Len : 2 WHEN PRBLMS WRST FEEL NOT AS GOOD AS OTHER PEOPLE

	Freq	Pct
1 = Yes.....	4389	13.34
2 = No.....	1241	3.77
94 = DON'T KNOW.....	14	0.04
97 = REFUSED.....	2	0.01
98 = BLANK (NO ANSWER).....	1083	3.29
99 = LEGITIMATE SKIP.....	26164	79.54

Did you feel totally worthless nearly every day?

(AD26V)

[ADWRWRTH](#)¹

Len : 2 WHEN PRBLMS WORST FEEL TOTALLY WORTHLESS EVERYDAY

	Freq	Pct
1 = Yes.....	3384	10.29
2 = No.....	1000	3.04
94 = DON'T KNOW.....	2	0.01
97 = REFUSED.....	2	0.01
98 = BLANK (NO ANSWER).....	1100	3.34
99 = LEGITIMATE SKIP.....	27405	83.32

The next questions are about thoughts of death or suicide.

Again, in answering these questions, think about the period of time/most recent period of time when your [FEELNOUN] and other problems were the worst.

Did you often think a lot about death, either your own, someone else's, or death in general?

(AD26AA)

[ADWRDLOT](#)¹

Len : 2 WHEN PRBLMS WORST THINK A LOT ABOUT DEATH

	Freq	Pct
1 = Yes.....	3319	10.09
2 = No.....	2304	7.00
94 = DON'T KNOW.....	10	0.03
97 = REFUSED.....	11	0.03
98 = BLANK (NO ANSWER).....	1085	3.30
99 = LEGITIMATE SKIP.....	26164	79.54

ADULT DEPRESSION

During that period, did you ever think that it would be better if you were dead?

(AD26BB)
ADWRDBTR¹

Len : 2 WHEN PRBLMS WORST THINK IT WOULD BE BETTER IF DEAD		Freq	Pct
1 = Yes.....		3133	9.52
2 = No.....		2486	7.56
94 = DON'T KNOW.....		11	0.03
97 = REFUSED.....		14	0.04
98 = BLANK (NO ANSWER).....		1085	3.30
99 = LEGITIMATE SKIP.....		26164	79.54

Did you think about committing suicide?

(AD26CC)
ADWRSTHK¹

Len : 2 WHEN PRBLMS WORST THINK ABOUT COMMITTING SUICIDE		Freq	Pct
1 = Yes.....		2444	7.43
2 = No.....		3176	9.66
94 = DON'T KNOW.....		5	0.02
97 = REFUSED.....		19	0.06
98 = BLANK (NO ANSWER).....		1085	3.30
99 = LEGITIMATE SKIP.....		26164	79.54

Did you make a suicide plan?

(AD26DD)
ADWRSPLN¹

Len : 2 WHEN PRBLMS WORST MAKE A SUICIDE PLAN		Freq	Pct
1 = Yes.....		936	2.85
2 = No.....		1502	4.57
97 = REFUSED.....		6	0.02
98 = BLANK (NO ANSWER).....		1109	3.37
99 = LEGITIMATE SKIP.....		29340	89.20

Did you make a suicide attempt?

(AD26EE)
ADWRSATP¹

Len : 2 WHEN PRBLMS WORST MAKE A SUICIDE ATTEMPT		Freq	Pct
1 = Yes.....		558	1.70
2 = No.....		1882	5.72
94 = DON'T KNOW.....		1	0.00
97 = REFUSED.....		3	0.01
98 = BLANK (NO ANSWER).....		1109	3.37
99 = LEGITIMATE SKIP.....		29340	89.20

(D_MDEA1)
AD_MDEA1¹

Len : 2 SAD/EMPTY/DEPRESSED MOST OF DAY OR DISCOURAGED		Freq	Pct
1 = Has symptom.....		5354	16.28
2 = Does not have symptom.....		631	1.92
94 = DON'T KNOW.....		14	0.04
97 = REFUSED.....		6	0.02
98 = OTHER MISSING/NOT APPLICABLE.....		21165	64.34
99 = LEGITIMATE SKIP.....		5723	17.40

(D_MDEA2)
AD_MDEA2¹

Len : 2 LOST INTEREST OR PLEASURE IN MOST THINGS		Freq	Pct
1 = Has symptom.....		5183	15.76
2 = Does not have symptom.....		796	2.42
94 = DON'T KNOW.....		15	0.05
97 = REFUSED.....		7	0.02
98 = OTHER MISSING/NOT APPLICABLE.....		21169	64.36
99 = LEGITIMATE SKIP.....		5723	17.40

ADULT DEPRESSION

(D_MDEA3)
AD_MDEA3¹

Len : 2 CHANGES IN APPETITE OR WT

	Freq	Pct
1 = Has symptom.....	4812	14.63
2 = Does not have symptom.....	791	2.40
94 = DON'T KNOW.....	48	0.15
97 = REFUSED.....	2	0.01
98 = OTHER MISSING/NOT APPLICABLE.....	21517	65.42
99 = LEGITIMATE SKIP.....	5723	17.40

(D_MDEA4)
AD_MDEA4¹

Len : 2 SLEEP PROBLEMS

	Freq	Pct
1 = Has symptom.....	5230	15.90
2 = Does not have symptom.....	412	1.25
94 = DON'T KNOW.....	9	0.03
97 = REFUSED.....	1	0.00
98 = OTHER MISSING/NOT APPLICABLE.....	21518	65.42
99 = LEGITIMATE SKIP.....	5723	17.40

(D_MDEA5)
AD_MDEA5¹

Len : 2 OTHERS NOTICED THAT R WAS RESTLESS OR LETHARGIC

	Freq	Pct
1 = Has symptom.....	2251	6.84
2 = Does not have symptom.....	3369	10.24
94 = DON'T KNOW.....	31	0.09
98 = OTHER MISSING/NOT APPLICABLE.....	21519	65.42
99 = LEGITIMATE SKIP.....	5723	17.40

(D_MDEA6)
AD_MDEA6¹

Len : 2 FELT TIRED/LOW ENERGY NEARLY EVERY DAY

	Freq	Pct
1 = Has symptom.....	5242	15.94
2 = Does not have symptom.....	399	1.21
94 = DON'T KNOW.....	9	0.03
97 = REFUSED.....	2	0.01
98 = OTHER MISSING/NOT APPLICABLE.....	21518	65.42
99 = LEGITIMATE SKIP.....	5723	17.40

(D_MDEA7)
AD_MDEA7¹

Len : 2 FELT WORTHLESS NEARLY EVERY DAY

	Freq	Pct
1 = Has symptom.....	3384	10.29
2 = Does not have symptom.....	2257	6.86
94 = DON'T KNOW.....	2	0.01
97 = REFUSED.....	2	0.01
98 = OTHER MISSING/NOT APPLICABLE.....	21525	65.44
99 = LEGITIMATE SKIP.....	5723	17.40

(D_MDEA8)
AD_MDEA8¹

Len : 2 INABILITY TO CONCENTRATE OR MAKE DECISIONS

	Freq	Pct
1 = Has symptom.....	4643	14.12
2 = Does not have symptom.....	979	2.98
94 = DON'T KNOW.....	22	0.07
97 = REFUSED.....	3	0.01
98 = OTHER MISSING/NOT APPLICABLE.....	21523	65.43
99 = LEGITIMATE SKIP.....	5723	17.40

ADULT DEPRESSION

(D_MDEA9)
AD_MDEA9¹

Len : 2 ANY THOUGHTS OR PLANS OF SUICIDE

	Freq	Pct
1 = Has symptom.....	3958	12.03
2 = Does not have symptom.....	1665	5.06
94 = DON'T KNOW.....	10	0.03
97 = REFUSED.....	11	0.03
98 = OTHER MISSING/NOT APPLICABLE.....	21526	65.44
99 = LEGITIMATE SKIP.....	5723	17.40

(DSMMDEA2)
ADSMMDA2¹

Len : 2 SCORE OF SYMPTOM INDICATORS 1 THRU 9

	Freq	Pct
1 = Has 5 or more symptoms.....	5219	15.87
2 = Has less than 5 symptoms.....	771	2.34
94 = SUM OF SYMPTOMS AND DON'T KNOW >=5.....	14	0.04
97 = SUM OF SYMPTOMS AND REFUSED >=5.....	1	0.00
98 = OTHER MISSING/NOT APPLICABLE.....	21165	64.34
99 = LEGITIMATE SKIP.....	5723	17.40

You mentioned having some of the problems I just asked you about.

During that [TIMEFILL] period of time, how much did your [FEELNOUN] and these other problems interfere with your work, your social life, or your personal relationships?

(AD28)
ADPBINT¹

Len : 2 WHEN PRBLMS WORST INTERFERE WITH WORK/ PRSNL LIFE

	Freq	Pct
1 = Not at all.....	123	0.37
2 = A little.....	628	1.91
3 = Some.....	1515	4.61
4 = A lot.....	1973	6.00
5 = Extremely.....	1082	3.29
94 = DON'T KNOW.....	3	0.01
97 = REFUSED.....	2	0.01
98 = BLANK (NO ANSWER).....	1097	3.34
99 = LEGITIMATE SKIP.....	26470	80.47

During that [TIMEFILL] period of time, how often were you unable to carry out your daily activities because of these problems with your mood?

(AD28A)
ADPBDLYA¹

Len : 2 WHEN PRBLMS WORST UNABLE TO CARRY OUT DLY ACTVTS

	Freq	Pct
1 = Often.....	1503	4.57
2 = Sometimes.....	2395	7.28
3 = Rarely.....	971	2.95
4 = Never.....	327	0.99
94 = DON'T KNOW.....	4	0.01
97 = REFUSED.....	2	0.01
98 = BLANK (NO ANSWER).....	1098	3.34
99 = LEGITIMATE SKIP.....	26593	80.85

Think of the very first period of time in your life lasting two weeks or longer when you [FEELFILL] for most of the day nearly every day and also had some of the other problems we just asked about.

Can you remember your exact age?

(AD37)
ADPBRMBR¹

Len : 2 RMBR AGE WHEN FIRST 2+ WK PERIOD OF TIME STARTED

	Freq	Pct
1 = Yes.....	3362	10.22
2 = No.....	1930	5.87
94 = DON'T KNOW.....	29	0.09
97 = REFUSED.....	4	0.01
98 = BLANK (NO ANSWER).....	1098	3.34
99 = LEGITIMATE SKIP.....	26470	80.47

ADULT DEPRESSION

How old were you?

(AD37A, AD37B)
ADPBAGE¹

Len : 3 AGE WHEN FIRST 2+ WK PERIOD OF TIME STARTED

	Freq	Pct
RANGE = 1 - 83	5184	15.76
985 = BAD DATA Logically assigned	1	0.00
994 = DON'T KNOW	131	0.40
997 = REFUSED	5	0.02
998 = BLANK (NO ANSWER).....	1102	3.35
999 = LEGITIMATE SKIP.....	26470	80.47

In your entire life, how many times did you feel [FEELNOUN] for two weeks or longer while also having some of the other problems we asked about?

If you are not sure of your answer, just make your best guess.

(AD52)
ADPBNUM¹

Len : 4 # TIMES FELT THIS WAY FOR 2 WKS/LNGR DURING LIFE

	Freq	Pct
RANGE = 1 - 1000	5000	15.20
9994 = DON'T KNOW	298	0.91
9997 = REFUSED	26	0.08
9998 = BLANK (NO ANSWER).....	1099	3.34
9999 = LEGITIMATE SKIP.....	26470	80.47

In the past 12 months, did you have a period of time when you felt [FEELNOUN] for two weeks or longer while also having some of the other problems we asked about?

(AD38)
ADPB2WK¹

Len : 2 FELT THIS 2 WKS+ W/OTH PRBS DURING PAST 12 MOS

	Freq	Pct
1 = Yes.....	2932	8.91
2 = No	2338	7.11
94 = DON'T KNOW	43	0.13
97 = REFUSED	9	0.03
98 = BLANK (NO ANSWER)	1101	3.35
99 = LEGITIMATE SKIP.....	26470	80.47

NOTE: Beginning with the 2008 survey, the questions corresponding to the variables ADPSHMG, ADPSWORK, ADPSRELS, and ADPSSOC no longer allow respondents to choose the category 95 (ACTIVITY DOES NOT APPLY).

Think about the time in the past 12 months when [NUMPROBS] with your mood [WASWERE] most severe.

Using the 0 to 10 scale shown below, where 0 means no interference and 10 means very severe interference, select the number that describes how much [NUMPROBS] interfered with your ability to do each of the following activities during that period. You can use any number between 0 and 10 to answer.

How much did your [FEELNOUN] interfere with your ability to do home management task, like cleaning, shopping, and working around the house, apartment, or yard?

(AD66A)
ADPSHMG¹

Len : 2 HOW MUCH DID FEELINGS INTERFERE WITH HOME MNGMT

	Freq	Pct
0 = No Interference	71	0.22
1 = Mild - 1	55	0.17
2 = Mild - 2	156	0.47
3 = Mild - 3	199	0.60
4 = Moderate - 4	268	0.81
5 = Moderate - 5	434	1.32
6 = Moderate - 6	443	1.35
7 = Severe - 7	433	1.32
8 = Severe - 8	413	1.26
9 = Severe - 9	185	0.56
10 = Very Severe Interference	270	0.82
94 = DON'T KNOW	2	0.01
97 = REFUSED	2	0.01
98 = BLANK (NO ANSWER)	1154	3.51
99 = LEGITIMATE SKIP.....	28808	87.58

ADULT DEPRESSION

During that time in the past 12 months when your [FEELNOUN] was most severe, how much did this interfere with your ability to work?

You can use any number between 0 and 10 to answer.

(AD66B)

[ADPSWORK](#)¹

Len : 2 HOW MUCH DID FEELING INTERFERE WITH ABLTY TO WORK

	Freq	Pct
0 = No Interference.....	217	0.66
1 = Mild - 1.....	124	0.38
2 = Mild - 2.....	258	0.78
3 = Mild - 3.....	306	0.93
4 = Moderate - 4.....	299	0.91
5 = Moderate - 5.....	376	1.14
6 = Moderate - 6.....	317	0.96
7 = Severe - 7.....	299	0.91
8 = Severe - 8.....	299	0.91
9 = Severe - 9.....	133	0.40
10 = Very Severe Interference.....	286	0.87
94 = DON'T KNOW.....	13	0.04
97 = REFUSED.....	3	0.01
98 = BLANK (NO ANSWER).....	1155	3.51
99 = LEGITIMATE SKIP.....	28808	87.58

How much did your [FEELNOUN] interfere with your ability to form and maintain close relationships with other people during that period of time?

You can use any number between 0 and 10 to answer.

(AD66C)

[ADPSRELS](#)¹

Len : 2 HOW MUCH DID FEELING INTERFERE WITH RELATIONSHIPS

	Freq	Pct
0 = No Interference.....	111	0.34
1 = Mild - 1.....	80	0.24
2 = Mild - 2.....	161	0.49
3 = Mild - 3.....	238	0.72
4 = Moderate - 4.....	289	0.88
5 = Moderate - 5.....	402	1.22
6 = Moderate - 6.....	399	1.21
7 = Severe - 7.....	364	1.11
8 = Severe - 8.....	377	1.15
9 = Severe - 9.....	191	0.58
10 = Very Severe Interference.....	306	0.93
94 = DON'T KNOW.....	7	0.02
97 = REFUSED.....	3	0.01
98 = BLANK (NO ANSWER).....	1157	3.52
99 = LEGITIMATE SKIP.....	28808	87.58

How much did [NUMPROBS] interfere with your ability to have a social life during that period of time?

You can use any number between 0 and 10 to answer.

(AD66D)

[ADPSSOC](#)¹

Len : 2 HOW MUCH DID FEELINGS INTERFERE WITH SOCIAL LIFE

	Freq	Pct
0 = No Interference.....	102	0.31
1 = Mild - 1.....	67	0.20
2 = Mild - 2.....	120	0.36
3 = Mild - 3.....	165	0.50
4 = Moderate - 4.....	252	0.77
5 = Moderate - 5.....	344	1.05
6 = Moderate - 6.....	354	1.08
7 = Severe - 7.....	412	1.25
8 = Severe - 8.....	425	1.29
9 = Severe - 9.....	278	0.85
10 = Very Severe Interference.....	402	1.22
94 = DON'T KNOW.....	3	0.01
97 = REFUSED.....	3	0.01
98 = BLANK (NO ANSWER).....	1158	3.52
99 = LEGITIMATE SKIP.....	28808	87.58

ADULT DEPRESSION

NOTE: Beginning with the 2008 survey, respondents who answered "don't know" or "refused" to questions corresponding to the variables ADPSHMG, ADPSWORK, ADPSRELS, and ADPSSOC are no longer asked the question corresponding to ADPSDAYS unless they entered a response of 1 to 10 in at least one of the other questions corresponding to ADPSHMG through ADPSSOC.

About how many days out of 365 in the past 12 months were you totally unable to work or carry out your normal activities because of your [FEELNOUN]?

You can use any number between 0 and 365 to answer

(AD68)

<u>ADPSDAYS</u> ¹	Len : 3 # DYS UNABLE TO WORK/CARRY OUT DLY ACT PST 12 MOS		
	RANGE = 0 - 365	Freq	Pct
	994 = DON'T KNOW	2834	8.62
	997 = REFUSED	76	0.23
	998 = BLANK (NO ANSWER).....	4	0.01
	999 = LEGITIMATE SKIP.....	1159	3.52
		28820	87.62

Here is a list of professionals some people talk to about the problems we have been asking about:

- General practitioner or family doctor
- Other medical doctor like a cardiologist, gynecologist, urologist
- Psychologist
- Psychiatrist or psychotherapist
- Social Worker
- Counselor
- Other mental health professional, like a mental health nurse
- A nurse, occupational therapist, or other health professional
- A religious or spiritual advisor like a minister, priest, or rabbi
- Another healer, like an herbalist, chiropractor, acupuncturist, or massage therapist

At any time in the past 12 months, did you see or talk to a medical doctor or other professional about your [FEELNOUN]?

(AD86)

<u>ADSEEDOC</u> ¹	Len : 2 SEE/TALK TO DR/OTH PROF ABT FEELINGS PAST 12 MOS		
	1 = Yes.....	Freq	Pct
	2 = No.....	2485	7.55
	94 = DON'T KNOW	2819	8.57
	97 = REFUSED	5	0.02
	98 = BLANK (NO ANSWER)	6	0.02
	99 = LEGITIMATE SKIP.....	1108	3.37
		26470	80.47

During the past 12 months, which professionals did you see or talk to about [NUMPROBS] with your mood?

(AD86A)

<u>ADFAMDOC</u> ¹	Len : 2 GEN/FAM DOC TALKED W/ABT FEELINGS PAST 12 MOS		
	1 = Response entered	Freq	Pct
	6 = Response not entered	1288	3.92
	94 = DON'T KNOW	1195	3.63
	97 = REFUSED	1	0.00
	98 = BLANK (NO ANSWER)	6	0.02
	99 = LEGITIMATE SKIP.....	1114	3.39
		29289	89.04

(AD86A)

<u>ADOTHDOC</u> ¹	Len : 2 OTH DR TALKED W/ABOUT FEELINGS PAST 12 MOS		
	1 = Response entered	Freq	Pct
	3 = Response entered LOGICALLY ASSIGNED	183	0.56
	6 = Response not entered	4	0.01
	94 = DON'T KNOW	2296	6.98
	97 = REFUSED	1	0.00
	98 = BLANK (NO ANSWER)	6	0.02
	99 = LEGITIMATE SKIP.....	1114	3.39
		29289	89.04

ADULT DEPRESSION

(AD86A)
ADPSYCH¹

Len : 2	PSYCHOLOGIST TALKED W/ABOUT FEELINGS PAST 12 MOS		
		Freq	Pct
	1 = Response entered	721	2.19
	6 = Response not entered	1762	5.36
	94 = DON'T KNOW	1	0.00
	97 = REFUSED	6	0.02
	98 = BLANK (NO ANSWER)	1114	3.39
	99 = LEGITIMATE SKIP.....	29289	89.04

(AD86A)
ADPSYMD¹

Len : 2	PSYCHIATRIST TALKED W/ABOUT FEELINGS PAST 12 MOS		
		Freq	Pct
	1 = Response entered	924	2.81
	6 = Response not entered	1559	4.74
	94 = DON'T KNOW	1	0.00
	97 = REFUSED	6	0.02
	98 = BLANK (NO ANSWER)	1114	3.39
	99 = LEGITIMATE SKIP.....	29289	89.04

(AD86A)
ADSOCWRK¹

Len : 2	SOCIAL WORKER TALKED W/ABOUT FEELINGS PAST 12 MOS		
		Freq	Pct
	1 = Response entered	296	0.90
	6 = Response not entered	2187	6.65
	94 = DON'T KNOW	1	0.00
	97 = REFUSED	6	0.02
	98 = BLANK (NO ANSWER)	1114	3.39
	99 = LEGITIMATE SKIP.....	29289	89.04

(AD86A)
ADCOUNS¹

Len : 2	COUNSELOR TALKED W/ABOUT FEELINGS PAST 12 MOS		
		Freq	Pct
	1 = Response entered	846	2.57
	3 = Response entered LOGICALLY ASSIGNED	1	0.00
	6 = Response not entered	1636	4.97
	94 = DON'T KNOW	1	0.00
	97 = REFUSED	6	0.02
	98 = BLANK (NO ANSWER)	1114	3.39
	99 = LEGITIMATE SKIP.....	29289	89.04

(AD86A)
ADOTHMHP¹

Len : 2	MENTAL PROF TALKED W/ABOUT FEELINGS PAST 12 MOS		
		Freq	Pct
	1 = Response entered	230	0.70
	3 = Response entered LOGICALLY ASSIGNED	1	0.00
	6 = Response not entered	2252	6.85
	94 = DON'T KNOW	1	0.00
	97 = REFUSED	6	0.02
	98 = BLANK (NO ANSWER)	1114	3.39
	99 = LEGITIMATE SKIP.....	29289	89.04

(AD86A)
ADNURSE¹

Len : 2	NURSE ETC.TALKED W/ABOUT FEELINGS PAST 12 MOS		
		Freq	Pct
	1 = Response entered	178	0.54
	3 = Response entered LOGICALLY ASSIGNED	7	0.02
	6 = Response not entered	2298	6.99
	94 = DON'T KNOW	1	0.00
	97 = REFUSED	6	0.02
	98 = BLANK (NO ANSWER)	1114	3.39
	99 = LEGITIMATE SKIP.....	29289	89.04

ADULT DEPRESSION

(AD86A)
ADRELIG¹

Len : 2 RELIGIOUS ADVSR TLKED W/ABOUT FEELINGS PST 12 MOS

	Freq	Pct
1 = Response entered.....	236	0.72
3 = Response entered LOGICALLY ASSIGNED.....	1	0.00
6 = Response not entered.....	2246	6.83
94 = DON'T KNOW.....	1	0.00
97 = REFUSED.....	6	0.02
98 = BLANK (NO ANSWER).....	1114	3.39
99 = LEGITIMATE SKIP.....	29289	89.04

(AD86A)
ADHERBAL¹

Len : 2 HERBALIST TALKED W/ABOUT FEELINGS PAST 12 MOS

	Freq	Pct
1 = Response entered.....	124	0.38
6 = Response not entered.....	2359	7.17
94 = DON'T KNOW.....	1	0.00
97 = REFUSED.....	6	0.02
98 = BLANK (NO ANSWER).....	1114	3.39
99 = LEGITIMATE SKIP.....	29289	89.04

(AD86A)
ADOTHHLP¹

Len : 2 OTH HELP PROF TALKED W/ABOUT FEELINGS PAST 12 MOS

	Freq	Pct
1 = Response entered.....	72	0.22
6 = Response not entered.....	2411	7.33
94 = DON'T KNOW.....	1	0.00
97 = REFUSED.....	6	0.02
98 = BLANK (NO ANSWER).....	1114	3.39
99 = LEGITIMATE SKIP.....	29289	89.04

Are you currently receiving professional treatment or counseling for [NUMPROBS] with your mood?

(AD86B)
ADMTNOW¹

Len : 2 CURRENTLY RCVNG PROF TREATMENT/COUNSLG FOR MOOD

	Freq	Pct
1 = Yes.....	1579	4.80
2 = No.....	903	2.75
94 = DON'T KNOW.....	1	0.00
97 = REFUSED.....	7	0.02
98 = BLANK (NO ANSWER).....	1114	3.39
99 = LEGITIMATE SKIP.....	29289	89.04

During the past 12 months, did you take prescription medication that was prescribed for [NUMPROBS]?

(AD86C)
ADRX12MO¹

Len : 2 TAKE PRES MEDS PRESCRIBED FOR MOOD PAST 12 MONTHS

	Freq	Pct
1 = Yes.....	2132	6.48
2 = No.....	3175	9.65
94 = DON'T KNOW.....	3	0.01
97 = REFUSED.....	4	0.01
98 = BLANK (NO ANSWER).....	1109	3.37
99 = LEGITIMATE SKIP.....	26470	80.47

Are you currently taking prescription medication that was prescribed for [NUMPROBS]?

(AD86D)
ADRXNOW¹

Len : 2 CURRENTLY TAKING PRESC MEDS PRESCRIBED FOR MOOD

	Freq	Pct
1 = Yes.....	1833	5.57
2 = No.....	299	0.91
97 = REFUSED.....	4	0.01
98 = BLANK (NO ANSWER).....	1112	3.38
99 = LEGITIMATE SKIP.....	29645	90.13

ADULT DEPRESSION

During the past 12 months, how much has this prescription medication helped you?

(AD86E)
[ADRXHLP](#)¹

Len : 2 HOW MUCH HAS PRESC MEDS FOR MOOD HELPED PST 12 MO

	Freq	Pct
1 = Not at all	104	0.32
2 = A little.....	213	0.65
3 = Some.....	599	1.82
4 = A lot.....	758	2.30
5 = Extremely	452	1.37
94 = DON'T KNOW	6	0.02
97 = REFUSED	4	0.01
98 = BLANK (NO ANSWER)	1112	3.38
99 = LEGITIMATE SKIP.....	29645	90.13

During the past 12 months, how much has treatment or counseling helped you?

(AD86F)
[ADTMTHLP](#)¹

Len : 2 HOW MUCH HAS TRMT/COUNSLG HELPED PST 12 MOS

	Freq	Pct
1 = Not at all	308	0.94
2 = A little.....	363	1.10
3 = Some.....	626	1.90
4 = A lot.....	743	2.26
5 = Extremely	415	1.26
94 = DON'T KNOW	22	0.07
97 = REFUSED	13	0.04
98 = BLANK (NO ANSWER)	1114	3.39
99 = LEGITIMATE SKIP.....	29289	89.04

RECODED ADULT DEPRESSION

RECODED ADULT DEPRESSION

NOTE: The variables in this section are recoded variables that were created from one or more of the edited variables from the preceding section.

NOTE: Certain source variables that were used to create recoded variables have valid values that might not have been reported or assigned for the current survey year. However, these values have been included in the general specifications in the codebook on how the recoded variables were created. See additional details about this issue in the Organization of the Data File section of this codebook introduction.

NOTE: The following variable, AMDELT, identifies an adult as having a major depressive episode (MDE) in their lifetime and AMDEYR identifies an adult as having MDE in the prior year. Due to questionnaire changes in 2008, these MDE variables are not directly comparable to MDE variables from 2004 to 2008. Adjusted lifetime and past year MDE variables (AJAMDELT and AJAMDEYR) were developed to allow comparisons of adult MDE data across years beginning with 2005 and continuing through 2008 and later years. Adjusted variables were not created for 2004. The youth MDE variables continue to remain comparable between 2004 and future years. Specific details about the analysis of MDE data can be found in the Recoded Depression Variable Documentation Appendix.

A respondent was classified as having a major depressive episode (MDE) in their lifetime, AMDELT=1, if they reported experiencing at least five out of the nine criteria used to define an adult as having had MDE in their lifetime, where at least one of the criteria is a depressed mood or loss of interest or pleasure in daily activities (ADSMDEA=1).

An adult was classified as NOT having a major depressive episode (MDE) in their lifetime, AMDELT=2, if they met either of these conditions:

1. Reported experiencing fewer than five out of the nine criteria used to define an adult as having had MDE in their lifetime (ADSMDEA=2).
2. If the number of criteria used to define an adult as having had MDE in their lifetime is unknown (ADSMDEA=98) and the respondent reported at least one of the following:
 1. Never having had a period of time lasting several days or longer when felt sad, empty, or depressed (ADDPREV=2), discouraged about how things were going in life (ADDSCEV=2), and lost interest in most things usually enjoyable (ADLOSEV=2).
 2. Experienced the feelings in (i), but they did not last most of the day, nearly every day for two weeks or longer (ADLSI2WK=2) or (ADDP2WK=2).
 3. Experienced the feelings in (i) most of the day, nearly every day for two weeks or longer, but the feelings lasted less than an hour when mood was most severe and frequent (ADWRHRS=1).
 4. Experienced the feelings in (i) most of the day, nearly every day for two weeks or longer for at least an hour during those times when mood was most severe and frequent, but emotional distress was mild (ADWRDST=1), there was never a time when emotional distress was so severe that you could not be cheered up (ADWRCHR=4), and there was never a time when your emotional distress was so severe that you could not carry out your daily activities (ADWRIMP=4).
 5. Experienced the feelings in (i) most of the day, nearly every day for two weeks or longer for at least an hour and the severe distress were more than mild or at some point could not be cheered up or could not carry out daily activities, but never had any other problems during those weeks, such as changes in sleep, appetite, energy, the ability to concentrate and remember, or feelings of low self-worth (ADPPROB=2).

(ADPPROB, ADDP2WK, ADDPREV, ADDSCEV, ADLOSEV, ADLSI2WK, ADSMDEA, ADWRCHR, ADWRDST, ADWRHRS, ADWRIMP)
AMDELT Len: 1 RC-ADULT: LIFETIME MAJOR DEPRESSIVE EPISODE (MDE)

	Freq	Pct
. = Aged 12-17/Unknown (Otherwise).....	6814	20.72
1 = Yes (ADSMDEA=1).....	5219	15.87
2 = No (See comment above).....	20860	63.42

(ADPB2WK, AMDELT)
AMDEYR Len: 1 RC-ADULT: PAST YEAR MAJOR DEPRESSIVE EPISODE (MDE)

	Freq	Pct
. = Aged 12-17/Unknown (Otherwise).....	6876	20.90
1 = Yes (AMDELT=1 & ADPB2WK=1).....	2898	8.81
2 = No (AMDELT=2 or [AMDELT=1 & ADPB2WK=2]).....	23119	70.29

The following adult MDE variable, AMDEY2_U, is used in the 2012 mental illness prediction model. It is defined differently than AMDEYR which is used in the Detailed Tables. See the mental illness variables in the Recoded Mental Health section of this codebook and the Recoded Mental Health Appendix for more details on the 2012 mental illness prediction model.

(AMDEYR)
AMDEY2_U Len: 1 RC-ADULT PAST YEAR MDE - 'UNKNOWN' IMPUTED AS 'NO'

	Freq	Pct
. = Aged 12-17 (AGE2<7).....	5723	17.40
0 = No/Unknown (AGE2>=7 and AMDEYR=.,2).....	24272	73.79
1 = Yes (AGE2>=7 and AMDEYR=1).....	2898	8.81

RECODED ADULT DEPRESSION

NOTE: The following 21 variables are among all adult respondents who were asked the respective questions and are not confined to those respondents who were ultimately classified as having a Major Depressive Episode (MDE) in their lifetime or past year. To produce estimates among adults with MDE, the analysis will need to be restricted by either the lifetime MDE variable (AMDELT) or the past year MDE variable (AMDEYR).

(ADSEEDOC)
ATXMDEYR

Len : 1	RC-ADULT: SAW/TALK TO MD/PROF ABT DEPRESSIVE FEELNGS IN PY		
	. = Aged 12-17/Unknown (Otherwise).....	Freq	Pct
	0 = No (ADSEEDOC=2).....	27589	83.87
	1 = Yes (ADSEEDOC=1).....	2819	8.57
		2485	7.55

(ADRX12MO)
ARXMDEYR

Len : 1	RC-ADULT: USED RX MEDICATION FOR DEPRESSIVE FEELINGS IN PY		
	. = Aged 12-17/Unknown (Otherwise).....	Freq	Pct
	0 = No (ADRX12MO=2).....	27586	83.87
	1 = Yes (ADRX12MO=1).....	3175	9.65
		2132	6.48

The following variable, AMDETXRX, is defined as having received treatment/counseling for MDE in the past year if (1) saw or talked to a medical doctor or other professional about depressive feelings or (2) used prescription medication for depressive feelings.

(ARXMDEYR, ATXMDEYR)
AMDETXRX

Len : 1	RC-ADULT: RCVD TRT/CNSLG OR RX MED FOR DEPRESS FEELING IN PY		
	. = Aged 12-17/Unknown (Otherwise).....	Freq	Pct
	0 = No (ATXMDEYR=0 and ARXMDEYR=0).....	27588	83.87
	1 = Yes (ATXMDEYR=1 or ARXMDEYR=1).....	2430	7.39
		2875	8.74

(ADFAMDOC, ADSEEDOC)
ADOCMDE

Len : 1	RC-ADULT: SAW/TALK TO GEN PRAC/FAM MD ABT DEP FEELINGS IN PY		
	. = Aged 12-17/Unknown/Legitimate Skip (Otherwise).....	Freq	Pct
	0 = No (ADSEEDOC=2 or ADFAMDOC=6).....	27591	83.88
	1 = Yes (ADFAMDOC=1,3).....	4014	12.20
		1288	3.92

(ADOTHDOC, ADSEEDOC)
AOMDMDE

Len : 1	RC-ADULT: SAW/TALK TO OTHER MD ABT DEPRESSIVE FEELINGS IN PY		
	. = Aged 12-17/Unknown/Legitimate Skip (Otherwise).....	Freq	Pct
	0 = No (ADSEEDOC=2 or ADOTHDOC=6).....	27591	83.88
	1 = Yes (ADOTHDOC=1,3).....	5115	15.55
		187	0.57

(ADPSYCH, ADSEEDOC)
APSY1MDE

Len : 1	RC-ADULT: SAW/TALK TO PSYCHOLOGIST ABT DEPRES FEELINGS IN PY		
	. = Aged 12-17/Unknown/Legitimate Skip (Otherwise).....	Freq	Pct
	0 = No (ADSEEDOC=2 or ADPSYCH=6).....	27591	83.88
	1 = Yes (ADPSYCH=1,3).....	4581	13.93
		721	2.19

(ADPSYMD, ADSEEDOC)
APSY2MDE

Len : 1	RC-ADULT: SAW/TALK TO PSYCHIATRIST ABT DEPRES FEELINGS IN PY		
	. = Aged 12-17/Unknown/Legitimate Skip (Otherwise).....	Freq	Pct
	0 = No (ADSEEDOC=2 or ADPSYMD=6).....	27591	83.88
	1 = Yes (ADPSYMD=1,3).....	4378	13.31
		924	2.81

(ADSEEDOC, ADSOCWRK)
ASOCMDE

Len : 1	RC-ADULT: SAW/TALK TO SOCIAL WORKR ABT DEPRES FEELINGS IN PY		
	. = Aged 12-17/Unknown/Legitimate Skip (Otherwise).....	Freq	Pct
	0 = No (ADSEEDOC=2 or ADSOCWRK=6).....	27591	83.88
	1 = Yes (ADSOCWRK=1,3).....	5006	15.22
		296	0.90

RECODED ADULT DEPRESSION

(ADCOUNS, ADSEEDOC)

<u>ACOUNMDE</u>	Len : 1 RC-ADULT: SAW/TALK TO COUNSELOR ABT DEPRESSVE FEELINGS IN PY		
	. = Aged 12-17/Unknown/Legitimate Skip (Otherwise).....	Freq	Pct
	0 = No (ADSEEDOC=2 or ADCOUNS=6).....	27591	83.88
	1 = Yes (ADCOUNS=1,3).....	4455	13.54
		847	2.58

(ADOTHMHP, ADSEEDOC)

<u>AOMHMDE</u>	Len : 1 RC-ADULT: SAW/TALK TO OTH MENT HLTH PROF ABT DEP FEELINGS-PY		
	. = Aged 12-17/Unknown/Legitimate Skip (Otherwise).....	Freq	Pct
	0 = No (ADSEEDOC=2 or [ADOTHMHP=6 & No Writ-in Enter])	27591	83.88
	1 = Yes (ADOTHMHP=1,3 or Write-in Response Entered).....	5067	15.40
		235	0.71

(ADNURSE, ADSEEDOC)

<u>ANURSMDE</u>	Len : 1 RC-ADULT: SAW/TALK TO NURSE/OCC THERA ABT DEP FEELINGS IN PY		
	. = Aged 12-17/Unknown/Legitimate Skip (Otherwise).....	Freq	Pct
	0 = No (ADSEEDOC=2 or ADNURSE=6)	27591	83.88
	1 = Yes (ADNURSE=1,3)	5117	15.56
		185	0.56

(ADRELIG, ADSEEDOC)

<u>ARELMDE</u>	Len : 1 RC-ADULT: SAW/TALK TO RELIG ADVISR ABT DEPRES FEELINGS IN PY		
	. = Aged 12-17/Unknown/Legitimate Skip (Otherwise).....	Freq	Pct
	0 = No (ADSEEDOC=2 or ADRELIG=6).....	27591	83.88
	1 = Yes (ADRELIG=1,3).....	5065	15.40
		237	0.72

(ADHERBAL, ADSEEDOC)

<u>AHBCHMDE</u>	Len : 1 RC-ADULT: SAW/TALK TO ANOTHER HEALER ABT DEPR FEELINGS IN PY		
	. = Aged 12-17/Unknown/Legitimate Skip (Otherwise).....	Freq	Pct
	0 = No (ADSEEDOC=2 or ADHERBAL=6).....	27591	83.88
	1 = Yes (ADHERBAL=1,3).....	5178	15.74
		124	0.38

The following variable, AOTHMDE, defines an adult as having seen or talked to another professional about MDE during the past year if s/he entered a valid write-in response other than the responses that matched existing categories.

An adult was classified as NOT having seen or talked to another professional about MDE during the past year, AOTHMDE=0, if s/he met either of these conditions:

1. Reported NOT seeing or talking to a medical doctor or other professional during the past year (ADSEEDOC=2).
2. Response not entered for whether other mental health professional was seen or talked to during the past year (ADOTHHLP=6).
3. Write-in response entered matched an existing category.

(ADOTHHLP, ADSEEDOC)

<u>AOTHMDE</u>	Len : 1 RC-ADULT: SAW/TALK TO OTHER PROF ABOUT MDE IN PST YR		
	. = Aged 12-17/Unknwn/Legit Skip/Invalid Spec. Resp.	Freq	Pct
	0 = No (See comment above).....	27613	83.95
	1 = Yes (See comment above)	5260	15.99
		20	0.06

The following variable, AHLTMDE, indicates whether an adult reported seeing or talking to a health professional about MDE in the past year. Adults were classified as having seen or talked to a health professional, AHLTMDE=1, if they reported seeing or talking to any of the following professionals: general practitioner or family doctor (ADOCMDE=1); other medical doctor (AOMDMDE=1); psychologist (APSY1MDE=1); psychiatrist or psychotherapist (APSY2MDE=1); social worker (ASOCMDE=1); counselor (ACOUNMDE=1); other mental health professional (AOMHMDE=1); or nurse, occupational therapist, or other health professional (ANURSMDE=1). Respondents were classified as having not seen or talked to a health professional, AHLTMDE=0, if they reported not seeing or talking to all of the professionals listed above (source variable=0).

(ACOUNMDE, ADOCMDE, ANURSMDE, AOMDMDE, AOMHMDE, APSY1MDE, APSY2MDE, ASOCMDE)

<u>AHLTMDE</u>	Len : 1 RC-ADULT: SAW/TALK TO HLTH PROF ABT DEPRESSVE FEELINGS IN PY		
	. = Aged 12-17/Unknown (Otherwise).....	Freq	Pct
	0 = No (See comment above).....	27591	83.88
	1 = Yes (See comment above)	2882	8.76
		2420	7.36

RECODED ADULT DEPRESSION

The following variable, AALTMDE, indicates whether an adult reported seeing or talking to an alternative service professional about MDE in the past year. Adults were classified as having seen or talked to an alternative service professional, AALTMDE=1, if they reported seeing or talking to any of the following professionals: religious or spiritual advisor (ARELMDE=1); or herbalist, chiropractor, acupuncturist, or massage therapist (AHBCHMDE=1). Respondents were classified as having not seen or talked to an alternative service professional, AALTMDE=0, if they reported not seeing or talking to all of the professionals listed above (source variable=0).

(AHBCHMDE, ARELMDE)

AALTMDE

Len : 1 RC-ADULT: SAW/TALK TO ALT SERV PROF ABT DEPRS FEELINGS IN PY

	Freq	Pct
. = Aged 12-17/Unknown (Otherwise).....	27591	83.88
0 = No (See comment above).....	4969	15.11
1 = Yes (See comment above).....	333	1.01

NOTE: The following four variables make up the four role domains (home management, work, close relationships with others, and social life) of the Sheehan Disability Scale (SDS), which measures the impact of a disorder on an adult's life.

(ADPSHMG)

ASDSHOM2

Len : 1 RC-ADULT: DEPRESS FEELINGS ROLE IMPAIRMENT - HOME MANAGEMENT

	Freq	Pct
. = Aged 12-17/Unkn/Legit Skip (Otherwise).....	29966	91.10
1 = None (ADPSHMG=0).....	71	0.22
2 = Mild (ADPSHMG=1,2,3).....	410	1.25
3 = Moderate (ADPSHMG=4,5,6).....	1145	3.48
4 = Severe (ADPSHMG=7,8,9).....	1031	3.13
5 = Very Severe (ADPSHMG=10).....	270	0.82

(ADPSWORK)

ASDSWRK2

Len : 1 RC-ADULT: DEPRESS FEELINGS ROLE IMPAIRMENT - ABILITY TO WORK

	Freq	Pct
. = Aged 12-17/Unkn/Legit Skip (Otherwise).....	29979	91.14
1 = None (ADPSWORK=0).....	217	0.66
2 = Mild (ADPSWORK=1,2,3).....	688	2.09
3 = Moderate (ADPSWORK=4,5,6).....	992	3.02
4 = Severe (ADPSWORK=7,8,9).....	731	2.22
5 = Very Severe (ADPSWORK=10).....	286	0.87

(ADPSRELS)

ASDSREL2

Len : 1 RC-ADULT: DEP FEELINGS ROLE IMPAIRMENT - CLOSE RELATIONSHIPS

	Freq	Pct
. = Aged 12-17/Unkn/Legit Skip (Otherwise).....	29975	91.13
1 = None (ADPSRELS=0).....	111	0.34
2 = Mild (ADPSRELS=1,2,3).....	479	1.46
3 = Moderate (ADPSRELS=4,5,6).....	1090	3.31
4 = Severe (ADPSRELS=7,8,9).....	932	2.83
5 = Very Severe (ADPSRELS=10).....	306	0.93

(ADPSSOC)

ASDSSOC2

Len : 1 RC-ADULT: DEPRESSIVE FEELINGS ROLE IMPAIRMENT - SOCIAL LIFE

	Freq	Pct
. = Aged 12-17/Unkn/Legit Skip (Otherwise).....	29972	91.12
1 = None (ADPSSOC=0).....	102	0.31
2 = Mild (ADPSSOC=1,2,3).....	352	1.07
3 = Moderate (ADPSSOC=4,5,6).....	950	2.89
4 = Severe (ADPSSOC=7,8,9).....	1115	3.39
5 = Very Severe (ADPSSOC=10).....	402	1.22

RECODED ADULT DEPRESSION

The following variable, ASDSOVL2, is assigned the maximum level of interference over the four role domains of SDS: home management (ASDSHOM2), ability to work (ASDSWRK2), close relationships (ASDSREL2), and social life (ASDSSOC2).

(ASDSHOM2, ASDSREL2, ASDSSOC2, ASDSWRK2)

ASDSOVL2 Len : 1 RC-ADULT: MAX SEVERITY LEVEL OF DEP FEELINGS ROLE IMPAIRMENT

	Freq	Pct
. = Aged 12-17/Unknown/Legitimate Skip (Otherwise).....	29963	91.09
1 = None (See comment above).....	12	0.04
2 = Mild (See comment above).....	153	0.47
3 = Moderate (See comment above).....	738	2.24
4 = Severe (See comment above).....	1386	4.21
5 = Very Severe (See comment above).....	641	1.95

The following variable, AMDEIMP, is derived from the maximum severity level of MDE role impairment (ASDSOVL2) and is restricted to adults with past year MDE (AMDEYR).

(AMDEYR, ASDSOVL2)

AMDEIMP Len : 1 RC-ADULT: MDE WITH SEVERE ROLE IMPAIRMENT

	Freq	Pct
. = Aged 12-17/Unknown (Otherwise).....	6877	20.91
1 = Yes (AMDEYR=1 and ASDSOVL2=4,5).....	2021	6.14
2 = No (AMDEYR=2 or ASDSOVL2=1,2,3).....	23995	72.95

YOUTH MENTAL HEALTH SERVICE UTILIZATION

YOUTH MENTAL HEALTH SERVICE UTILIZATION

The values in this section may be inconsistent with values for variables in other sections of the interview. Items in this section were edited when respondents legitimately skipped out of these items based on prior answers in earlier sections. Otherwise, variables in one section of the interview generally were not edited to make them consistent with variables in another section of the interview. This note applies to variables in this section marked by a¹.

These next questions are about treatment and counseling for problems with your behaviors or emotions that were not caused by alcohol or drugs.

During the past 12 months, have you stayed overnight or longer in any type of hospital to receive treatment or counseling for emotional or behavioral problems that were not caused by alcohol or drugs?

(YSU01)

YUHOSPYR¹

Len : 2 STAY OVNT IN HOSP FOR EMOT TRMT PST 12 MOS

	Freq	Pct
1 = Yes.....	116	0.35
2 = No.....	5550	16.87
85 = BAD DATA Logically assigned.....	2	0.01
94 = DON'T KNOW.....	27	0.08
97 = REFUSED.....	15	0.05
98 = BLANK (NO ANSWER).....	13	0.04
99 = LEGITIMATE SKIP.....	27170	82.60

During the past 12 months, how many nights altogether did you stay in a hospital to receive treatment or counseling for emotional or behavioral problems that were not caused by alcohol or drugs?

(YSU02)

YUHOSPN2¹

Len : 3 # NIGHTS STAYED IN HOSP FOR EMOT TRMT PST 12 MOS

	Freq	Pct
RANGE = 1 - 28.....	97	0.29
31 = 31 or more.....	6	0.02
985 = BAD DATA Logically assigned.....	2	0.01
994 = DON'T KNOW.....	9	0.03
997 = REFUSED.....	19	0.06
998 = BLANK (NO ANSWER).....	40	0.12
999 = LEGITIMATE SKIP.....	32720	99.47

Think about the last time you stayed overnight or longer in a hospital to receive treatment or counseling for emotional or behavioral problems that were not caused by alcohol or drugs. What was the reason you were admitted there?

(YSU03)

YUHOSUIC¹

Len : 2 STAYED IN HOSP BEC THOUGHT/TRIED TO KILL SELF

	Freq	Pct
1 = Response entered.....	61	0.19
6 = Response not entered.....	46	0.14
85 = BAD DATA Logically assigned.....	2	0.01
94 = DON'T KNOW.....	5	0.02
97 = REFUSED.....	19	0.06
98 = BLANK (NO ANSWER).....	40	0.12
99 = LEGITIMATE SKIP.....	32720	99.47

(YSU03)

YUHODEPR¹

Len : 2 STAYED IN HOSP BEC YOU FELT DEPRESSED

	Freq	Pct
1 = Response entered.....	49	0.15
6 = Response not entered.....	58	0.18
94 = DON'T KNOW.....	5	0.02
97 = REFUSED.....	19	0.06
98 = BLANK (NO ANSWER).....	42	0.13
99 = LEGITIMATE SKIP.....	32720	99.47

YOUTH MENTAL HEALTH SERVICE UTILIZATION

(YSU03)
YUHOFEAR¹

Len : 2	STAYED IN HOSP BEC YOU FELT AFRAID/TENSE		
		Freq	Pct
	1 = Response entered	26	0.08
	6 = Response not entered	81	0.25
	94 = DON'T KNOW	5	0.02
	97 = REFUSED	19	0.06
	98 = BLANK (NO ANSWER)	42	0.13
	99 = LEGITIMATE SKIP.....	32720	99.47

(YSU03)
YUHOBKRU¹

Len : 2	STAYED IN HOSP BEC BREAKING RULES/ACTING OUT		
		Freq	Pct
	1 = Response entered	16	0.05
	6 = Response not entered	91	0.28
	94 = DON'T KNOW	5	0.02
	97 = REFUSED	19	0.06
	98 = BLANK (NO ANSWER)	42	0.13
	99 = LEGITIMATE SKIP.....	32720	99.47

(YSU03)
YUHOEATP¹

Len : 2	STAYED IN HOSP BEC YOU HAD EATING PROBS		
		Freq	Pct
	1 = Response entered	11	0.03
	6 = Response not entered	96	0.29
	94 = DON'T KNOW	5	0.02
	97 = REFUSED	19	0.06
	98 = BLANK (NO ANSWER)	42	0.13
	99 = LEGITIMATE SKIP.....	32720	99.47

What was the other emotional or behavioral problem for which you last stayed overnight in a hospital?

(YSU03A)
YUHOANGR¹

Len : 2	STAYED IN HOSP BEC HAD TRBLE CONTRLNG ANGER		
		Freq	Pct
	1 = Response entered	8	0.02
	3 = Response entered LOGICALLY ASSIGNED	1	0.00
	6 = Response not entered	94	0.29
	94 = DON'T KNOW	7	0.02
	97 = REFUSED	21	0.06
	98 = BLANK (NO ANSWER)	42	0.13
	99 = LEGITIMATE SKIP.....	32720	99.47

(YSU03A)
YUHOFINITE¹

Len : 2	STAYED IN HOSP BEC HAD GOTTEN INTO PHYS FIGHTS		
		Freq	Pct
	1 = Response entered	3	0.01
	6 = Response not entered	100	0.30
	94 = DON'T KNOW	7	0.02
	97 = REFUSED	21	0.06
	98 = BLANK (NO ANSWER)	42	0.13
	99 = LEGITIMATE SKIP.....	32720	99.47

(YSU03A)
YUHOFMLY¹

Len : 2	STAYED IN HOSP BEC HAD PRBLMS AT HOME/FAMILY		
		Freq	Pct
	1 = Response entered	7	0.02
	6 = Response not entered	96	0.29
	94 = DON'T KNOW	7	0.02
	97 = REFUSED	21	0.06
	98 = BLANK (NO ANSWER)	42	0.13
	99 = LEGITIMATE SKIP.....	32720	99.47

YOUTH MENTAL HEALTH SERVICE UTILIZATION

(YSU03A)
YUHOFRND¹

Len : 2 STAYED IN HOSP BEC HAD PRBLMS WITH FRIENDS

	Freq	Pct
1 = Response entered	2	0.01
6 = Response not entered	101	0.31
94 = DON'T KNOW	7	0.02
97 = REFUSED	21	0.06
98 = BLANK (NO ANSWER)	42	0.13
99 = LEGITIMATE SKIP	32720	99.47

(YSU03A)
YUHOOTPP¹

Len : 2 STAYED IN HOSP BEC HAD PRBLMS WITH OTHERS

	Freq	Pct
1 = Response entered	2	0.01
6 = Response not entered	101	0.31
94 = DON'T KNOW	7	0.02
97 = REFUSED	21	0.06
98 = BLANK (NO ANSWER)	42	0.13
99 = LEGITIMATE SKIP	32720	99.47

(YSU03A)
YUHOSCHL¹

Len : 2 STAYED IN HOSP BEC HAD PRBLMS AT SCHOOL

	Freq	Pct
1 = Response entered	9	0.03
6 = Response not entered	94	0.29
94 = DON'T KNOW	7	0.02
97 = REFUSED	21	0.06
98 = BLANK (NO ANSWER)	42	0.13
99 = LEGITIMATE SKIP	32720	99.47

(YSU03, YSU03A)
YUHOSOR¹

Len : 2 STAYED IN HOSP FOR SOME OTHER REASON

	Freq	Pct
1 = Response entered	31	0.09
6 = Response not entered	76	0.23
94 = DON'T KNOW	5	0.02
97 = REFUSED	19	0.06
98 = BLANK (NO ANSWER)	42	0.13
99 = LEGITIMATE SKIP	32720	99.47

During the past 12 months, did you stay overnight or longer in a residential treatment center to receive treatment or counseling for emotional or behavioral problems that were not caused by alcohol or drugs?

(YSU04)
YURSIDYR¹

Len : 2 STAYED IN RESID CTR FOR EMOT TRMT PST 12 MOS

	Freq	Pct
1 = Yes.....	71	0.22
2 = No.....	5585	16.98
85 = BAD DATA Logically assigned	2	0.01
94 = DON'T KNOW	31	0.09
97 = REFUSED	20	0.06
98 = BLANK (NO ANSWER)	14	0.04
99 = LEGITIMATE SKIP	27170	82.60

During the past 12 months, how many nights altogether did you stay in a residential treatment center to receive treatment for emotional or behavioral problems that were not caused by alcohol or drugs?

(YSU05)
YURSIDN2¹

Len : 3 # NIGHTS IN RESID CTR FOR EMOT TRMT PST 12 MOS

	Freq	Pct
RANGE = 1 - 29	54	0.16
31 = 31 or more.....	7	0.02
985 = BAD DATA Logically assigned	2	0.01
994 = DON'T KNOW	7	0.02
997 = REFUSED	23	0.07
998 = BLANK (NO ANSWER).....	45	0.14
999 = LEGITIMATE SKIP	32755	99.58

YOUTH MENTAL HEALTH SERVICE UTILIZATION

Think about the last time you stayed overnight or longer in a residential treatment center to receive treatment for emotional or behavioral problems that were not caused by alcohol or drugs. What was the reason you were admitted there?

(YSU06)

YURSSUIC¹

Len : 2 STAYED IN RESID CTR BEC THOT/TRIED TO KILL SELF

	Freq	Pct
1 = Response entered	43	0.13
6 = Response not entered	26	0.08
85 = BAD DATA Logically assigned	2	0.01
94 = DON'T KNOW	1	0.00
97 = REFUSED	21	0.06
98 = BLANK (NO ANSWER)	45	0.14
99 = LEGITIMATE SKIP	32755	99.58

(YSU06)

YURSDEPR¹

Len : 2 STAYED IN RESID CTR BEC YOU FELT DEPRESSED

	Freq	Pct
1 = Response entered	43	0.13
6 = Response not entered	26	0.08
94 = DON'T KNOW	1	0.00
97 = REFUSED	21	0.06
98 = BLANK (NO ANSWER)	47	0.14
99 = LEGITIMATE SKIP	32755	99.58

(YSU06)

YURSFEAR¹

Len : 2 STAYED IN RESID CTR BEC YOU FELT AFRAID/TENSE

	Freq	Pct
1 = Response entered	17	0.05
6 = Response not entered	52	0.16
94 = DON'T KNOW	1	0.00
97 = REFUSED	21	0.06
98 = BLANK (NO ANSWER)	47	0.14
99 = LEGITIMATE SKIP	32755	99.58

(YSU06)

YURSBKRU¹

Len : 2 STAYED IN RESID CTR BEC BRKING RULES/ACT OUT

	Freq	Pct
1 = Response entered	17	0.05
6 = Response not entered	52	0.16
94 = DON'T KNOW	1	0.00
97 = REFUSED	21	0.06
98 = BLANK (NO ANSWER)	47	0.14
99 = LEGITIMATE SKIP	32755	99.58

(YSU06)

YURSEATP¹

Len : 2 STAYED IN RESID CTR BEC YOU HAD EATING PROBS

	Freq	Pct
1 = Response entered	10	0.03
6 = Response not entered	59	0.18
94 = DON'T KNOW	1	0.00
97 = REFUSED	21	0.06
98 = BLANK (NO ANSWER)	47	0.14
99 = LEGITIMATE SKIP	32755	99.58

What was the other emotional or behavioral problem for which you last stayed overnight in a residential treatment center?

(YSU06.A)

YURSANGR¹

Len : 2 STAYED IN RESID CTR BEC HAD TRBLE CONTRLNG ANGER

	Freq	Pct
1 = Response entered	2	0.01
6 = Response not entered	67	0.20
94 = DON'T KNOW	1	0.00
97 = REFUSED	21	0.06
98 = BLANK (NO ANSWER)	47	0.14
99 = LEGITIMATE SKIP	32755	99.58

YOUTH MENTAL HEALTH SERVICE UTILIZATION

(YSU06A)
YURSFITE¹

Len : 2 STAYED IN RESID CTR BEC HAD GOTN INTO PHYS FIGHTS		Freq	Pct
1 = Response entered		2	0.01
6 = Response not entered		67	0.20
94 = DON'T KNOW		1	0.00
97 = REFUSED		21	0.06
98 = BLANK (NO ANSWER)		47	0.14
99 = LEGITIMATE SKIP.....		32755	99.58

(YSU06A)
YURSFMLY¹

Len : 2 STAYED IN RESID CTR BEC HAD PRBLMS AT HOME/FAMILY		Freq	Pct
1 = Response entered		1	0.00
3 = Response entered LOGICALLY ASSIGNED		1	0.00
6 = Response not entered		67	0.20
94 = DON'T KNOW		1	0.00
97 = REFUSED		21	0.06
98 = BLANK (NO ANSWER)		47	0.14
99 = LEGITIMATE SKIP.....		32755	99.58

(YSU06A)
YURSRND¹

Len : 2 STAYED IN RESID CTR BEC HAD PRBLMS WITH FRIENDS		Freq	Pct
1 = Response entered		1	0.00
6 = Response not entered		68	0.21
94 = DON'T KNOW		1	0.00
97 = REFUSED		21	0.06
98 = BLANK (NO ANSWER)		47	0.14
99 = LEGITIMATE SKIP.....		32755	99.58

(YSU06A)
YURSOTPP¹

Len : 2 STAYED IN RESID CTR BEC HAD PRBLMS WITH OTHERS		Freq	Pct
1 = Response entered		1	0.00
6 = Response not entered		68	0.21
94 = DON'T KNOW		1	0.00
97 = REFUSED		21	0.06
98 = BLANK (NO ANSWER)		47	0.14
99 = LEGITIMATE SKIP.....		32755	99.58

(YSU06A)
YURSSCHL¹

Len : 2 STAYED IN RESID CTR BEC HAD PRBLMS AT SCHOOL		Freq	Pct
1 = Response entered		4	0.01
6 = Response not entered		65	0.20
94 = DON'T KNOW		1	0.00
97 = REFUSED		21	0.06
98 = BLANK (NO ANSWER)		47	0.14
99 = LEGITIMATE SKIP.....		32755	99.58

(YSU06, YSU06A)
YURSSOR¹

Len : 2 STAYED IN RESID CTR FOR SOME OTHER REASON		Freq	Pct
1 = Response entered		6	0.02
6 = Response not entered		63	0.19
94 = DON'T KNOW		1	0.00
97 = REFUSED		21	0.06
98 = BLANK (NO ANSWER)		47	0.14
99 = LEGITIMATE SKIP.....		32755	99.58

YOUTH MENTAL HEALTH SERVICE UTILIZATION

During the past 12 months, did you stay overnight or longer in foster care or in a therapeutic foster care home because you had emotional or behavioral problems that were not caused by alcohol or drugs?

(YSU07)

YUFCARYR¹

Len : 2 SPENT TIME IN FOST CARE FOR EMOT PROB PST 12 MOS

	Freq	Pct
1 = Yes.....	17	0.05
2 = No.....	5648	17.17
85 = BAD DATA Logically assigned.....	2	0.01
94 = DON'T KNOW.....	22	0.07
97 = REFUSED.....	20	0.06
98 = BLANK (NO ANSWER).....	14	0.04
99 = LEGITIMATE SKIP.....	27170	82.60

During the past 12 months, how many nights altogether did you stay in foster care or in a therapeutic foster care home because you had emotional or behavioral problems that were not caused by alcohol or drugs?

(YSU08)

YUFCARN²

Len : 3 # NIGHTS IN FOST CARE FOR EMOT PROB PST 12 MOS

	Freq	Pct
RANGE = 1 - 30.....	14	0.04
31 = 31 or more.....	2	0.01
985 = BAD DATA Logically assigned.....	2	0.01
994 = DON'T KNOW.....	1	0.00
997 = REFUSED.....	20	0.06
998 = BLANK (NO ANSWER).....	36	0.11
999 = LEGITIMATE SKIP.....	32818	99.77

Think about the last time you stayed overnight or longer in foster care or in a therapeutic foster care home because you had emotional or behavioral problems that were not caused by alcohol or drugs. What was the reason you were placed there?

(YSU09)

YUFCSUIC¹

Len : 2 STAYED IN FOST CARE BEC THOT/TRIED TO KILL SELF

	Freq	Pct
1 = Response entered.....	7	0.02
6 = Response not entered.....	9	0.03
85 = BAD DATA Logically assigned.....	2	0.01
97 = REFUSED.....	21	0.06
98 = BLANK (NO ANSWER).....	36	0.11
99 = LEGITIMATE SKIP.....	32818	99.77

(YSU09)

YUFCDEPR¹

Len : 2 STAYED IN FOST CARE BEC YOU FELT DEPRESSED

	Freq	Pct
1 = Response entered.....	7	0.02
6 = Response not entered.....	9	0.03
97 = REFUSED.....	21	0.06
98 = BLANK (NO ANSWER).....	38	0.12
99 = LEGITIMATE SKIP.....	32818	99.77

(YSU09)

YUFCFEAR¹

Len : 2 STAYED IN FOST CARE BEC YOU FELT AFRAID/TENSE

	Freq	Pct
1 = Response entered.....	2	0.01
6 = Response not entered.....	14	0.04
97 = REFUSED.....	21	0.06
98 = BLANK (NO ANSWER).....	38	0.12
99 = LEGITIMATE SKIP.....	32818	99.77

(YSU09)

YUFCBKRU¹

Len : 2 STAYED IN FOST CARE BEC BRKING RULES/ACT OUT

	Freq	Pct
1 = Response entered.....	5	0.02
6 = Response not entered.....	11	0.03
97 = REFUSED.....	21	0.06
98 = BLANK (NO ANSWER).....	38	0.12
99 = LEGITIMATE SKIP.....	32818	99.77

YOUTH MENTAL HEALTH SERVICE UTILIZATION

(YSU09)
YUFCEATP¹

Len : 2 STAYED IN FOST CARE BEC YOU HAD EATING PROBS

	Freq	Pct
1 = Response entered	1	0.00
6 = Response not entered	15	0.05
97 = REFUSED	21	0.06
98 = BLANK (NO ANSWER)	38	0.12
99 = LEGITIMATE SKIP	32818	99.77

What was the other emotional or behavioral problem for which you last stayed overnight or longer in foster care or a therapeutic foster care home?

(YSU09A)
YUFCANGR¹

Len : 2 STAYED IN FOST CARE BEC HAD TRBLE CONTRLNG ANGER

	Freq	Pct
1 = Response entered	2	0.01
6 = Response not entered	14	0.04
97 = REFUSED	21	0.06
98 = BLANK (NO ANSWER)	38	0.12
99 = LEGITIMATE SKIP	32818	99.77

(YSU09A)
YUFCFITE¹

Len : 2 STAYED IN FOST CARE BEC HAD GOTN INTO PHYS FIGHTS

	Freq	Pct
1 = Response entered	1	0.00
6 = Response not entered	15	0.05
97 = REFUSED	21	0.06
98 = BLANK (NO ANSWER)	38	0.12
99 = LEGITIMATE SKIP	32818	99.77

(YSU09A)
YUFCFMLY¹

Len : 2 STAYED IN FOST CARE BEC HAD PRBLMS AT HOME/FAMILY

	Freq	Pct
1 = Response entered	2	0.01
6 = Response not entered	14	0.04
97 = REFUSED	21	0.06
98 = BLANK (NO ANSWER)	38	0.12
99 = LEGITIMATE SKIP	32818	99.77

(YSU09A)
YUFCFRND¹

Len : 2 STAYED IN FOST CARE BEC HAD PRBLMS WITH FRIENDS

	Freq	Pct
1 = Response entered	1	0.00
6 = Response not entered	15	0.05
97 = REFUSED	21	0.06
98 = BLANK (NO ANSWER)	38	0.12
99 = LEGITIMATE SKIP	32818	99.77

(YSU09A)
YUFCOTPP¹

Len : 2 STAYED IN FOST CARE BEC HAD PRBLMS WITH OTHERS

	Freq	Pct
1 = Response entered	1	0.00
6 = Response not entered	15	0.05
97 = REFUSED	21	0.06
98 = BLANK (NO ANSWER)	38	0.12
99 = LEGITIMATE SKIP	32818	99.77

(YSU09A)
YUFCSCHL¹

Len : 2 STAYED IN FOST CARE BEC HAD PRBLMS AT SCHOOL

	Freq	Pct
1 = Response entered	2	0.01
6 = Response not entered	14	0.04
97 = REFUSED	21	0.06
98 = BLANK (NO ANSWER)	38	0.12
99 = LEGITIMATE SKIP	32818	99.77

YOUTH MENTAL HEALTH SERVICE UTILIZATION

(YSU09, YSU09A)
YUFCSOR¹

Len : 2 STAYED IN FOST CARE FOR SOME OTHER REASON

	Freq	Pct
1 = Response entered	1	0.00
6 = Response not entered	15	0.05
97 = REFUSED	21	0.06
98 = BLANK (NO ANSWER)	38	0.12
99 = LEGITIMATE SKIP	32818	99.77

During the past 12 months, did you receive treatment or counseling at a partial day hospital or day treatment program because you had problems with your behavior or emotions that were not caused by alcohol or drugs?

(YSU10)
YUDYTXR¹

Len : 2 SPENT TIME IN DAY TRMT PROG PAST 12 MOS

	Freq	Pct
1 = Yes.....	119	0.36
2 = No.....	5537	16.83
85 = BAD DATA Logically assigned	2	0.01
94 = DON'T KNOW	33	0.10
97 = REFUSED	18	0.05
98 = BLANK (NO ANSWER)	14	0.04
99 = LEGITIMATE SKIP	27170	82.60

During the past 12 months, how many times did you visit a partial day hospital or day treatment program because you had emotional or behavioral problems that were not caused by alcohol or drugs?

(YSU11)
YUDYTXN²

Len : 3 # TIMES VISITED DAY TRMT PROG PAST 12 MOS

	Freq	Pct
RANGE = 1 - 25	96	0.29
31 = 31 or more.....	7	0.02
985 = BAD DATA Logically assigned	2	0.01
994 = DON'T KNOW	15	0.05
997 = REFUSED	19	0.06
998 = BLANK (NO ANSWER).....	47	0.14
999 = LEGITIMATE SKIP	32707	99.43

Think about the last time you visited a partial day hospital or day treatment program because you had emotional or behavioral problems that were not caused by alcohol or drugs. What was the reason for your visit?

(YSU12)
YUDYSUIC¹

Len : 2 VISITED DAY TRMT BEC THOT/TRIED TO KILL SELF

	Freq	Pct
1 = Response entered	55	0.17
6 = Response not entered	58	0.18
85 = BAD DATA Logically assigned	2	0.01
94 = DON'T KNOW	5	0.02
97 = REFUSED	19	0.06
98 = BLANK (NO ANSWER)	47	0.14
99 = LEGITIMATE SKIP	32707	99.43

(YSU12)
YUDYDEPR¹

Len : 2 VISITED DAY TRMT BEC YOU FELT DEPRESSED

	Freq	Pct
1 = Response entered	76	0.23
6 = Response not entered	37	0.11
94 = DON'T KNOW	5	0.02
97 = REFUSED	19	0.06
98 = BLANK (NO ANSWER)	49	0.15
99 = LEGITIMATE SKIP	32707	99.43

YOUTH MENTAL HEALTH SERVICE UTILIZATION

(YSU12)
YUDYFEAR¹

Len : 2 VISITED DAY TRMT BEC YOU FELT AFRAID/TENSE		
	Freq	Pct
1 = Response entered	32	0.10
3 = Response entered LOGICALLY ASSIGNED	3	0.01
6 = Response not entered	78	0.24
94 = DON'T KNOW	5	0.02
97 = REFUSED	19	0.06
98 = BLANK (NO ANSWER)	49	0.15
99 = LEGITIMATE SKIP	32707	99.43

(YSU12)
YUDYBKRU¹

Len : 2 VISITED DAY TRMT BEC BRKING RULES/ACT OUT		
	Freq	Pct
1 = Response entered	18	0.05
6 = Response not entered	95	0.29
94 = DON'T KNOW	5	0.02
97 = REFUSED	19	0.06
98 = BLANK (NO ANSWER)	49	0.15
99 = LEGITIMATE SKIP	32707	99.43

(YSU12)
YUDYEATP¹

Len : 2 VISITED DAY TRMT BEC YOU HAD EATING PROBS		
	Freq	Pct
1 = Response entered	14	0.04
6 = Response not entered	99	0.30
94 = DON'T KNOW	5	0.02
97 = REFUSED	19	0.06
98 = BLANK (NO ANSWER)	49	0.15
99 = LEGITIMATE SKIP	32707	99.43

What was the other emotional or behavioral problem for which you last visited a partial day hospital or day treatment program?

(YSU12A)
YUDYANGR¹

Len : 2 VISITED DAY TRMT BEC HAD TRBLE CONTRLNG ANGER		
	Freq	Pct
1 = Response entered	13	0.04
6 = Response not entered	100	0.30
94 = DON'T KNOW	5	0.02
97 = REFUSED	19	0.06
98 = BLANK (NO ANSWER)	49	0.15
99 = LEGITIMATE SKIP	32707	99.43

(YSU12A)
YUDYFITE¹

Len : 2 VISITED DAY TRMT BEC HAD GOTTN INTO PHYS FIGHTS		
	Freq	Pct
1 = Response entered	5	0.02
6 = Response not entered	108	0.33
94 = DON'T KNOW	5	0.02
97 = REFUSED	19	0.06
98 = BLANK (NO ANSWER)	49	0.15
99 = LEGITIMATE SKIP	32707	99.43

(YSU12A)
YUDYFMLY¹

Len : 2 VISITED DAY TRMT BEC HAD PRBLMS AT HOME/FAMILY		
	Freq	Pct
1 = Response entered	14	0.04
6 = Response not entered	99	0.30
94 = DON'T KNOW	5	0.02
97 = REFUSED	19	0.06
98 = BLANK (NO ANSWER)	49	0.15
99 = LEGITIMATE SKIP	32707	99.43

YOUTH MENTAL HEALTH SERVICE UTILIZATION

(YSU12A)
YUDYFRND¹

	Freq	Pct
Len : 2 VISITED DAY TRMT BEC HAD PRBLMS WITH FRIENDS		
1 = Response entered	8	0.02
6 = Response not entered	105	0.32
94 = DON'T KNOW	5	0.02
97 = REFUSED	19	0.06
98 = BLANK (NO ANSWER)	49	0.15
99 = LEGITIMATE SKIP	32707	99.43

(YSU12A)
YUDYOTPP¹

	Freq	Pct
Len : 2 VISITED DAY TRMT BEC HAD PRBLMS WITH OTHERS		
1 = Response entered	6	0.02
6 = Response not entered	107	0.33
94 = DON'T KNOW	5	0.02
97 = REFUSED	19	0.06
98 = BLANK (NO ANSWER)	49	0.15
99 = LEGITIMATE SKIP	32707	99.43

(YSU12A)
YUDYSCHL¹

	Freq	Pct
Len : 2 VISITED DAY TRMT BEC HAD PRBLMS AT SCHOOL		
1 = Response entered	13	0.04
6 = Response not entered	100	0.30
94 = DON'T KNOW	5	0.02
97 = REFUSED	19	0.06
98 = BLANK (NO ANSWER)	49	0.15
99 = LEGITIMATE SKIP	32707	99.43

(YSU12, YSU12A)
YUDYSOR¹

	Freq	Pct
Len : 2 VISITED DAY TRMT FOR SOME OTHER REASON		
1 = Response entered	20	0.06
6 = Response not entered	93	0.28
94 = DON'T KNOW	5	0.02
97 = REFUSED	19	0.06
98 = BLANK (NO ANSWER)	49	0.15
99 = LEGITIMATE SKIP	32707	99.43

During the past 12 months, did you receive treatment or counseling at a mental health clinic or center because you had problems with your behavior or emotions that were not caused by alcohol or drugs?

(YSU13)
YUMHCRYR¹

	Freq	Pct
Len : 2 RCVD EMOT TRMT IN MENT HLTH CLNC PST 12 MOS		
1 = Yes	321	0.98
2 = No	5322	16.18
85 = BAD DATA Logically assigned	2	0.01
94 = DON'T KNOW	43	0.13
97 = REFUSED	21	0.06
98 = BLANK (NO ANSWER)	14	0.04
99 = LEGITIMATE SKIP	27170	82.60

During the past 12 months, how many times did you visit a mental health clinic or center to receive treatment or counseling because you had emotional or behavioral problems that were not caused by alcohol or drugs?

(YSU14)
YUMHCRN2¹

	Freq	Pct
Len : 3 # TIMES VISITED MENT HLTH CLNC PST 12 MOS		
RANGE = 1 - 30	259	0.79
31 = 31 or more	29	0.09
985 = BAD DATA Logically assigned	2	0.01
994 = DON'T KNOW	29	0.09
997 = REFUSED	25	0.08
998 = BLANK (NO ANSWER)	57	0.17
999 = LEGITIMATE SKIP	32492	98.78

YOUTH MENTAL HEALTH SERVICE UTILIZATION

Think about the last time you visited a mental health clinic or center to receive treatment or counseling for emotional or behavioral problems that were not caused by alcohol or drugs. What was the reason for your visit?

(YSU15)

YUMHSUIC¹

Len : 2 VISITED MH CLNC BEC THOUGHT/TRIED TO KILL SELF

	Freq	Pct
1 = Response entered	138	0.42
6 = Response not entered	176	0.54
85 = BAD DATA Logically assigned	2	0.01
94 = DON'T KNOW	3	0.01
97 = REFUSED	25	0.08
98 = BLANK (NO ANSWER)	57	0.17
99 = LEGITIMATE SKIP	32492	98.78

(YSU15)

YUMHDEPR¹

Len : 2 VISITED MH CLNC BEC YOU FELT DEPRESSED

	Freq	Pct
1 = Response entered	220	0.67
6 = Response not entered	94	0.29
94 = DON'T KNOW	3	0.01
97 = REFUSED	25	0.08
98 = BLANK (NO ANSWER)	59	0.18
99 = LEGITIMATE SKIP	32492	98.78

(YSU15)

YUMHFEAR¹

Len : 2 VISITED MH CLNC BEC YOU FELT AFRAID/TENSE

	Freq	Pct
1 = Response entered	113	0.34
3 = Response entered LOGICALLY ASSIGNED	11	0.03
6 = Response not entered	190	0.58
94 = DON'T KNOW	3	0.01
97 = REFUSED	25	0.08
98 = BLANK (NO ANSWER)	59	0.18
99 = LEGITIMATE SKIP	32492	98.78

(YSU15)

YUMHBKRU¹

Len : 2 VISITED MH CLNC BEC BREAKING RULES/ACTING OUT

	Freq	Pct
1 = Response entered	53	0.16
6 = Response not entered	261	0.79
94 = DON'T KNOW	3	0.01
97 = REFUSED	25	0.08
98 = BLANK (NO ANSWER)	59	0.18
99 = LEGITIMATE SKIP	32492	98.78

(YSU15)

YUMHEATP¹

Len : 2 VISITED MH CLNC BEC YOU HAD EATING PROBS

	Freq	Pct
1 = Response entered	53	0.16
6 = Response not entered	261	0.79
94 = DON'T KNOW	3	0.01
97 = REFUSED	25	0.08
98 = BLANK (NO ANSWER)	59	0.18
99 = LEGITIMATE SKIP	32492	98.78

What was the other emotional or behavioral problem for which you last visited a mental health clinic or center?

(YSU15A)

YUMHANGR¹

Len : 2 VISITED MH CLNC BEC HAD TRBLE CONTRLNG ANGER

	Freq	Pct
1 = Response entered	28	0.09
3 = Response entered LOGICALLY ASSIGNED	2	0.01
6 = Response not entered	282	0.86
94 = DON'T KNOW	3	0.01
97 = REFUSED	27	0.08
98 = BLANK (NO ANSWER)	59	0.18
99 = LEGITIMATE SKIP	32492	98.78

YOUTH MENTAL HEALTH SERVICE UTILIZATION

(YSU15A)
YUMHFITE¹

Len : 2 VISITE MH CLNC BEC HAD GOTTEN INTO PHYS FIGHTS		Freq	Pct
1 = Response entered		6	0.02
6 = Response not entered		306	0.93
94 = DON'T KNOW		3	0.01
97 = REFUSED		27	0.08
98 = BLANK (NO ANSWER)		59	0.18
99 = LEGITIMATE SKIP.....		32492	98.78

(YSU15A)
YUMHFMLY¹

Len : 2 VISITED MH CLNC BEC HAD PRBLMS AT HOME/FAMILY		Freq	Pct
1 = Response entered		46	0.14
6 = Response not entered		266	0.81
94 = DON'T KNOW		3	0.01
97 = REFUSED		27	0.08
98 = BLANK (NO ANSWER)		59	0.18
99 = LEGITIMATE SKIP.....		32492	98.78

(YSU15A)
YUMHFRND¹

Len : 2 VISITED MH CLNC BEC HAD PRBLMS WITH FRIENDS		Freq	Pct
1 = Response entered		24	0.07
6 = Response not entered		288	0.88
94 = DON'T KNOW		3	0.01
97 = REFUSED		27	0.08
98 = BLANK (NO ANSWER)		59	0.18
99 = LEGITIMATE SKIP.....		32492	98.78

(YSU15A)
YUMHOTPP¹

Len : 2 VISITED MH CLNC BEC HAD PRBLMS WITH OTHERS		Freq	Pct
1 = Response entered		13	0.04
6 = Response not entered		299	0.91
94 = DON'T KNOW		3	0.01
97 = REFUSED		27	0.08
98 = BLANK (NO ANSWER)		59	0.18
99 = LEGITIMATE SKIP.....		32492	98.78

(YSU15A)
YUMHSCHL¹

Len : 2 VISITED MH CLNC BEC HAD PRBLMS AT SCHOOL		Freq	Pct
1 = Response entered		28	0.09
3 = Response entered LOGICALLY ASSIGNED		1	0.00
6 = Response not entered		283	0.86
94 = DON'T KNOW		3	0.01
97 = REFUSED		27	0.08
98 = BLANK (NO ANSWER)		59	0.18
99 = LEGITIMATE SKIP.....		32492	98.78

(YSU15, YSU15A)
YUMHSOR¹

Len : 2 VISITED MH CLNC FOR SOME OTHER REASON		Freq	Pct
1 = Response entered		69	0.21
6 = Response not entered		245	0.74
94 = DON'T KNOW		3	0.01
97 = REFUSED		25	0.08
98 = BLANK (NO ANSWER)		59	0.18
99 = LEGITIMATE SKIP.....		32492	98.78

YOUTH MENTAL HEALTH SERVICE UTILIZATION

During the past 12 months, did you receive treatment or counseling from a private therapist, psychologist, psychiatrist, social worker, or counselor for emotional or behavioral problems that were not caused by alcohol or drugs?

(YSU16)

YUTPSTYR¹

Len : 2 RCVD EMOT TRMT FROM THERAPIST PST 12 MOS

	Freq	Pct
1 = Yes.....	905	2.75
2 = No.....	4723	14.36
85 = BAD DATA Logically assigned.....	2	0.01
94 = DON'T KNOW.....	49	0.15
97 = REFUSED.....	30	0.09
98 = BLANK (NO ANSWER).....	14	0.04
99 = LEGITIMATE SKIP.....	27170	82.60

During the past 12 months, how many times did you receive treatment or counseling from a private therapist, psychologist, psychiatrist, social worker, or counselor for emotional or behavioral problems that were not caused by alcohol or drugs?

(YSU17)

YUTPSTN2¹

Len : 3 # TIMES VISITED THERAPIST PAST 12 MONTHS

	Freq	Pct
RANGE = 1 - 30.....	734	2.23
31 = 31 or more.....	82	0.25
985 = BAD DATA Logically assigned.....	2	0.01
994 = DON'T KNOW.....	86	0.26
997 = REFUSED.....	33	0.10
998 = BLANK (NO ANSWER).....	63	0.19
999 = LEGITIMATE SKIP.....	31893	96.96

Think about the last time you visited a private therapist, psychologist, psychiatrist, social worker, or counselor to receive treatment or counseling for emotional or behavioral problems that were not caused by alcohol or drugs. What was the reason for your visit?

(YSU18)

YUTPSUIC¹

Len : 2 VISITED THERAPIST BEC THOT/TRIED TO KILL SELF

	Freq	Pct
1 = Response entered.....	227	0.69
3 = Response entered LOGICALLY ASSIGNED.....	1	0.00
6 = Response not entered.....	659	2.00
85 = BAD DATA Logically assigned.....	2	0.01
94 = DON'T KNOW.....	6	0.02
97 = REFUSED.....	42	0.13
98 = BLANK (NO ANSWER).....	63	0.19
99 = LEGITIMATE SKIP.....	31893	96.96

(YSU18)

YUTPDEPR¹

Len : 2 VISITED THERAPIST BEC YOU FELT DEPRESSED

	Freq	Pct
1 = Response entered.....	541	1.64
3 = Response entered LOGICALLY ASSIGNED.....	2	0.01
6 = Response not entered.....	344	1.05
94 = DON'T KNOW.....	6	0.02
97 = REFUSED.....	42	0.13
98 = BLANK (NO ANSWER).....	65	0.20
99 = LEGITIMATE SKIP.....	31893	96.96

(YSU18)

YUTPFEAR¹

Len : 2 VISITED THERAPIST BEC YOU FELT AFRAID/TENSE

	Freq	Pct
1 = Response entered.....	272	0.83
3 = Response entered LOGICALLY ASSIGNED.....	35	0.11
6 = Response not entered.....	580	1.76
94 = DON'T KNOW.....	6	0.02
97 = REFUSED.....	42	0.13
98 = BLANK (NO ANSWER).....	65	0.20
99 = LEGITIMATE SKIP.....	31893	96.96

YOUTH MENTAL HEALTH SERVICE UTILIZATION

(YSU18)
YUTPBKRU¹

Len : 2 VISITED THERAPIST BEC BRKING RULES/ACT OUT		Freq	Pct
1 = Response entered		132	0.40
3 = Response entered LOGICALLY ASSIGNED		3	0.01
6 = Response not entered		752	2.29
94 = DON'T KNOW		6	0.02
97 = REFUSED		42	0.13
98 = BLANK (NO ANSWER)		65	0.20
99 = LEGITIMATE SKIP		31893	96.96

(YSU18)
YUTPEATP¹

Len : 2 VISITED THERAPIST BEC YOU HAD EATING PROBS		Freq	Pct
1 = Response entered		107	0.33
6 = Response not entered		780	2.37
94 = DON'T KNOW		6	0.02
97 = REFUSED		42	0.13
98 = BLANK (NO ANSWER)		65	0.20
99 = LEGITIMATE SKIP		31893	96.96

What was the other emotional or behavioral problem for which you last visited a private therapist, psychologist, psychiatrist, social worker or counselor?

(YSU18A)
YUTPANGR¹

Len : 2 VISITED THERAPIST BEC HAD TRBLE CONTRLNG ANGER		Freq	Pct
1 = Response entered		94	0.29
6 = Response not entered		787	2.39
94 = DON'T KNOW		10	0.03
97 = REFUSED		44	0.13
98 = BLANK (NO ANSWER)		65	0.20
99 = LEGITIMATE SKIP		31893	96.96

(YSU18A)
YUTPFITE¹

Len : 2 VISITED THERAPIST BEC HAD GOTN INTO PHYS FIGHTS		Freq	Pct
1 = Response entered		12	0.04
6 = Response not entered		869	2.64
94 = DON'T KNOW		10	0.03
97 = REFUSED		44	0.13
98 = BLANK (NO ANSWER)		65	0.20
99 = LEGITIMATE SKIP		31893	96.96

(YSU18A)
YUTPFMLY¹

Len : 2 VISITED THERAPIST BEC HAD PRBLMS AT HOME/FAMILY		Freq	Pct
1 = Response entered		163	0.50
3 = Response entered LOGICALLY ASSIGNED		11	0.03
6 = Response not entered		707	2.15
94 = DON'T KNOW		10	0.03
97 = REFUSED		44	0.13
98 = BLANK (NO ANSWER)		65	0.20
99 = LEGITIMATE SKIP		31893	96.96

(YSU18A)
YUTPFRND¹

Len : 2 VISITED THERAPIST BEC HAD PRBLMS WITH FRIENDS		Freq	Pct
1 = Response entered		91	0.28
3 = Response entered LOGICALLY ASSIGNED		1	0.00
6 = Response not entered		789	2.40
94 = DON'T KNOW		10	0.03
97 = REFUSED		44	0.13
98 = BLANK (NO ANSWER)		65	0.20
99 = LEGITIMATE SKIP		31893	96.96

YOUTH MENTAL HEALTH SERVICE UTILIZATION

(YSU18A)
YUTPOTPP¹

Len : 2 VISITED THERAPIST BEC HAD PRBLMS WITH OTHERS		Freq	Pct
1 = Response entered		51	0.16
6 = Response not entered		830	2.52
94 = DON'T KNOW		10	0.03
97 = REFUSED		44	0.13
98 = BLANK (NO ANSWER)		65	0.20
99 = LEGITIMATE SKIP		31893	96.96

(YSU18A)
YUTPSCHL¹

Len : 2 VISITED THERAPIST BEC HAD PRBLMS AT SCHOOL		Freq	Pct
1 = Response entered		128	0.39
3 = Response entered LOGICALLY ASSIGNED		1	0.00
6 = Response not entered		752	2.29
94 = DON'T KNOW		10	0.03
97 = REFUSED		44	0.13
98 = BLANK (NO ANSWER)		65	0.20
99 = LEGITIMATE SKIP		31893	96.96

(YSU18, YSU18A)
YUTPSOR¹

Len : 2 VISITED THERAPIST FOR SOME OTHER REASON		Freq	Pct
1 = Response entered		243	0.74
6 = Response not entered		644	1.96
94 = DON'T KNOW		6	0.02
97 = REFUSED		42	0.13
98 = BLANK (NO ANSWER)		65	0.20
99 = LEGITIMATE SKIP		31893	96.96

During the past 12 months, did you receive treatment or counseling from an in-home therapist, counselor, or family preservation worker for emotional or behavioral problems that were not caused by alcohol or drugs?

(YSU19)
YUIHTPYR¹

Len : 2 RCVD EMOT TRMT FROM IN HOME COUNS PST 12 MOS		Freq	Pct
1 = Yes.....		225	0.68
2 = No.....		5410	16.45
85 = BAD DATA Logically assigned		2	0.01
94 = DON'T KNOW		45	0.14
97 = REFUSED		27	0.08
98 = BLANK (NO ANSWER)		14	0.04
99 = LEGITIMATE SKIP		27170	82.60

During the past 12 months, how many times did you receive treatment or counseling from an in-home therapist, counselor, or family preservation worker for emotional or behavioral problems that were not caused by alcohol or drugs?

(YSU20)
YUIHTPN2¹

Len : 2 # TIMES RCVD TRMT FR IN HOME COUNS PST 12 MOS		Freq	Pct
RANGE = 1 - 30.....		184	0.56
31 = 31 or more.....		17	0.05
985 = BAD DATA Logically assigned		2	0.01
994 = DON'T KNOW		23	0.07
997 = REFUSED		28	0.09
998 = BLANK (NO ANSWER).....		59	0.18
999 = LEGITIMATE SKIP		32580	99.05

YOUTH MENTAL HEALTH SERVICE UTILIZATION

Think about the last time you saw an in-home therapist, counselor, or family preservation worker to receive treatment or counseling for emotional or behavioral problems that were not caused by alcohol or drugs. What was the reason for this visit?

(YSU21)

YUIHSUIC¹

Len : 2 SAW IN HOME COUNS BEC THOT/TRIED TO KILL SELF

	Freq	Pct
1 = Response entered	56	0.17
6 = Response not entered	157	0.48
85 = BAD DATA Logically assigned	2	0.01
94 = DON'T KNOW	4	0.01
97 = REFUSED	35	0.11
98 = BLANK (NO ANSWER)	59	0.18
99 = LEGITIMATE SKIP	32580	99.05

(YSU21)

YUIHDEPR¹

Len : 2 SAW IN HOME COUNS BEC YOU FELT DEPRESSED

	Freq	Pct
1 = Response entered	120	0.36
3 = Response entered LOGICALLY ASSIGNED	2	0.01
6 = Response not entered	91	0.28
94 = DON'T KNOW	4	0.01
97 = REFUSED	35	0.11
98 = BLANK (NO ANSWER)	61	0.19
99 = LEGITIMATE SKIP	32580	99.05

(YSU21)

YUIHFEAR¹

Len : 2 SAW IN HOME COUNS BEC YOU FELT AFRAID/TENSE

	Freq	Pct
1 = Response entered	49	0.15
3 = Response entered LOGICALLY ASSIGNED	3	0.01
6 = Response not entered	161	0.49
94 = DON'T KNOW	4	0.01
97 = REFUSED	35	0.11
98 = BLANK (NO ANSWER)	61	0.19
99 = LEGITIMATE SKIP	32580	99.05

(YSU21)

YUIHBKRU¹

Len : 2 SAW IN HOME COUNS BEC BRKING RULES/ACT OUT

	Freq	Pct
1 = Response entered	30	0.09
3 = Response entered LOGICALLY ASSIGNED	1	0.00
6 = Response not entered	182	0.55
94 = DON'T KNOW	4	0.01
97 = REFUSED	35	0.11
98 = BLANK (NO ANSWER)	61	0.19
99 = LEGITIMATE SKIP	32580	99.05

(YSU21)

YUIHEATP¹

Len : 2 SAW IN HOME COUNS BEC YOU HAD EATING PROBS

	Freq	Pct
1 = Response entered	17	0.05
6 = Response not entered	196	0.60
94 = DON'T KNOW	4	0.01
97 = REFUSED	35	0.11
98 = BLANK (NO ANSWER)	61	0.19
99 = LEGITIMATE SKIP	32580	99.05

What was the other emotional or behavioral problem for which you last saw an in-home therapist, counselor, or family preservation worker?

(YSU21A)

YUIHANGR¹

Len : 2 SAW IN HOME COUNS BEC HAD TRBLE CONTRLNG ANGER

	Freq	Pct
1 = Response entered	17	0.05
6 = Response not entered	194	0.59
94 = DON'T KNOW	5	0.02
97 = REFUSED	36	0.11
98 = BLANK (NO ANSWER)	61	0.19
99 = LEGITIMATE SKIP	32580	99.05

YOUTH MENTAL HEALTH SERVICE UTILIZATION

(YSU21A)
YUIHFITE¹

Len : 2 SAW IN HOME COUNS BEC HAD GOTTEN INTO PHYS FIGHTS		Freq	Pct
1 = Response entered		3	0.01
6 = Response not entered		208	0.63
94 = DON'T KNOW		5	0.02
97 = REFUSED		36	0.11
98 = BLANK (NO ANSWER)		61	0.19
99 = LEGITIMATE SKIP		32580	99.05

(YSU21A)
YUIHFMLY¹

Len : 2 SAW IN HOME COUNS BEC HAD PRBLMS AT HOME/FAMILY		Freq	Pct
1 = Response entered		33	0.10
3 = Response entered LOGICALLY ASSIGNED		2	0.01
6 = Response not entered		176	0.54
94 = DON'T KNOW		5	0.02
97 = REFUSED		36	0.11
98 = BLANK (NO ANSWER)		61	0.19
99 = LEGITIMATE SKIP		32580	99.05

(YSU21A)
YUIHFRND¹

Len : 2 SAW IN HOME COUNS BEC HAD PRBLMS WITH FRIENDS		Freq	Pct
1 = Response entered		16	0.05
6 = Response not entered		195	0.59
94 = DON'T KNOW		5	0.02
97 = REFUSED		36	0.11
98 = BLANK (NO ANSWER)		61	0.19
99 = LEGITIMATE SKIP		32580	99.05

(YSU21A)
YUIHOTPP¹

Len : 2 SAW IN HOME COUNS BEC HAD PRBLMS WITH OTHERS		Freq	Pct
1 = Response entered		5	0.02
6 = Response not entered		206	0.63
94 = DON'T KNOW		5	0.02
97 = REFUSED		36	0.11
98 = BLANK (NO ANSWER)		61	0.19
99 = LEGITIMATE SKIP		32580	99.05

(YSU21A)
YUIHSCHL¹

Len : 2 SAW IN HOME COUNS BEC HAD PRBLMS AT SCHOOL		Freq	Pct
1 = Response entered		16	0.05
3 = Response entered LOGICALLY ASSIGNED		2	0.01
6 = Response not entered		193	0.59
94 = DON'T KNOW		5	0.02
97 = REFUSED		36	0.11
98 = BLANK (NO ANSWER)		61	0.19
99 = LEGITIMATE SKIP		32580	99.05

(YSU21, YSU21A)
YUIHSOR¹

Len : 2 SAW IN HOME COUNS FOR SOME OTHER REASON		Freq	Pct
1 = Response entered		40	0.12
6 = Response not entered		173	0.53
94 = DON'T KNOW		4	0.01
97 = REFUSED		35	0.11
98 = BLANK (NO ANSWER)		61	0.19
99 = LEGITIMATE SKIP		32580	99.05

YOUTH MENTAL HEALTH SERVICE UTILIZATION

During the past 12 months, did you receive treatment or counseling from a pediatrician or other family doctor for emotional or behavioral problems that were not caused by alcohol or drugs?

(YSU22)

YUFDOCYR¹

Len : 2 RCVD EMOT TRMT FROM FAMLY DOC PST 12 MOS

	Freq	Pct
1 = Yes.....	227	0.69
2 = No.....	5399	16.41
85 = BAD DATA Logically assigned.....	2	0.01
94 = DON'T KNOW.....	53	0.16
97 = REFUSED.....	28	0.09
98 = BLANK (NO ANSWER).....	14	0.04
99 = LEGITIMATE SKIP.....	27170	82.60

During the past 12 months, how many times did you receive treatment or counseling from a pediatrician or other family doctor for emotional or behavioral problems that were not caused by alcohol or drugs?

(YSU23)

YUFDOCN2¹

Len : 3 # TIMES RCVD TRMT FROM FAMLY DOC PST 12 MOS

	Freq	Pct
RANGE = 1 - 24.....	202	0.61
31 = 31 or more.....	3	0.01
985 = BAD DATA Logically assigned.....	2	0.01
994 = DON'T KNOW.....	15	0.05
997 = REFUSED.....	35	0.11
998 = BLANK (NO ANSWER).....	67	0.20
999 = LEGITIMATE SKIP.....	32569	99.01

Think about the last time you visited a pediatrician or other family doctor to receive treatment or counseling for emotional or behavioral problems that were not caused by alcohol or drugs. What was the reason for your visit?

(YSU24)

YUFDSUIC¹

Len : 2 SAW FAMLY DOC BEC THOUGHT/TRIED TO KILL SELF

	Freq	Pct
1 = Response entered.....	45	0.14
6 = Response not entered.....	166	0.50
85 = BAD DATA Logically assigned.....	2	0.01
94 = DON'T KNOW.....	5	0.02
97 = REFUSED.....	39	0.12
98 = BLANK (NO ANSWER).....	67	0.20
99 = LEGITIMATE SKIP.....	32569	99.01

(YSU24)

YUFDDPR¹

Len : 2 SAW FAMLY DOC BEC YOU FELT DEPRESSED

	Freq	Pct
1 = Response entered.....	112	0.34
6 = Response not entered.....	99	0.30
94 = DON'T KNOW.....	5	0.02
97 = REFUSED.....	39	0.12
98 = BLANK (NO ANSWER).....	69	0.21
99 = LEGITIMATE SKIP.....	32569	99.01

(YSU24)

YUFDFEAR¹

Len : 2 SAW FAMLY DOC BEC YOU FELT AFRAID/TENSE

	Freq	Pct
1 = Response entered.....	66	0.20
3 = Response entered LOGICALLY ASSIGNED.....	11	0.03
6 = Response not entered.....	134	0.41
94 = DON'T KNOW.....	5	0.02
97 = REFUSED.....	39	0.12
98 = BLANK (NO ANSWER).....	69	0.21
99 = LEGITIMATE SKIP.....	32569	99.01

YOUTH MENTAL HEALTH SERVICE UTILIZATION

(YSU24)
YUFDBKRU¹

Len : 2	SAW FAMLY DOC BEC BREAKING RULES/ACTING OUT		
		Freq	Pct
	1 = Response entered	18	0.05
	6 = Response not entered	193	0.59
	94 = DON'T KNOW	5	0.02
	97 = REFUSED	39	0.12
	98 = BLANK (NO ANSWER)	69	0.21
	99 = LEGITIMATE SKIP	32569	99.01

(YSU24)
YUFDEATP¹

Len : 2	SAW FAMLY DOC BEC YOU HAD EATING PROBS		
		Freq	Pct
	1 = Response entered	33	0.10
	6 = Response not entered	178	0.54
	94 = DON'T KNOW	5	0.02
	97 = REFUSED	39	0.12
	98 = BLANK (NO ANSWER)	69	0.21
	99 = LEGITIMATE SKIP	32569	99.01

What was the other emotional or behavioral problem for which you last visited a pediatrician or other family doctor?

(YSU24A)
YUFDANGR¹

Len : 2	SAW FAMLY DOC BEC HAD TRBLE CONTRLNG ANGER		
		Freq	Pct
	1 = Response entered	8	0.02
	6 = Response not entered	201	0.61
	94 = DON'T KNOW	7	0.02
	97 = REFUSED	39	0.12
	98 = BLANK (NO ANSWER)	69	0.21
	99 = LEGITIMATE SKIP	32569	99.01

(YSU24A)
YUFDFITE¹

Len : 2	SAW FAMLY DOC BEC HAD GOTTEN INTO PHYS FIGHTS		
		Freq	Pct
	1 = Response entered	2	0.01
	6 = Response not entered	207	0.63
	94 = DON'T KNOW	7	0.02
	97 = REFUSED	39	0.12
	98 = BLANK (NO ANSWER)	69	0.21
	99 = LEGITIMATE SKIP	32569	99.01

(YSU24A)
YUFDFMLY¹

Len : 2	SAW FAMLY DOC BEC HAD PRBLMS AT HOME/FAMILY		
		Freq	Pct
	1 = Response entered	10	0.03
	6 = Response not entered	199	0.60
	94 = DON'T KNOW	7	0.02
	97 = REFUSED	39	0.12
	98 = BLANK (NO ANSWER)	69	0.21
	99 = LEGITIMATE SKIP	32569	99.01

(YSU24A)
YUFDFRND¹

Len : 2	SAW FAMLY DOC BEC HAD PRBLMS WITH FRIENDS		
		Freq	Pct
	1 = Response entered	9	0.03
	6 = Response not entered	200	0.61
	94 = DON'T KNOW	7	0.02
	97 = REFUSED	39	0.12
	98 = BLANK (NO ANSWER)	69	0.21
	99 = LEGITIMATE SKIP	32569	99.01

YOUTH MENTAL HEALTH SERVICE UTILIZATION

(YSU24A)
YUFDOTPP¹

	Freq	Pct
Len : 2 SAW FAMLY DOC BEC HAD PRBLMS WITH OTHERS		
1 = Response entered	4	0.01
6 = Response not entered	205	0.62
94 = DON'T KNOW	7	0.02
97 = REFUSED	39	0.12
98 = BLANK (NO ANSWER)	69	0.21
99 = LEGITIMATE SKIP	32569	99.01

(YSU24A)
YUFDSCHL¹

	Freq	Pct
Len : 2 SAW FAMLY DOC BEC HAD PRBLMS AT SCHOOL		
1 = Response entered	24	0.07
6 = Response not entered	185	0.56
94 = DON'T KNOW	7	0.02
97 = REFUSED	39	0.12
98 = BLANK (NO ANSWER)	69	0.21
99 = LEGITIMATE SKIP	32569	99.01

(YSU24, YSU24A)
YUFDSOR¹

	Freq	Pct
Len : 2 SAW FAMLY DOC FOR SOME OTHER REASON		
1 = Response entered	59	0.18
6 = Response not entered	152	0.46
94 = DON'T KNOW	5	0.02
97 = REFUSED	39	0.12
98 = BLANK (NO ANSWER)	69	0.21
99 = LEGITIMATE SKIP	32569	99.01

Sometimes students get treatment or counseling through the school system. This counseling is often provided by school social workers, school psychologists or school counselors.

During the past 12 months, that is, since [DATEFILL], did you receive any treatment or counseling from a school social worker, a school psychologist, or a school counselor for emotional or behavioral problems that were not caused by alcohol or drugs?

(YSU30)
YUSWSCYR¹

	Freq	Pct
Len : 2 RCVD EMOT TMT FROM SCH/SOC WORKER IN PST 12 MOS		
1 = Yes.....	600	1.82
2 = No.....	4809	14.62
85 = BAD DATA Logically assigned	1	0.00
94 = DON'T KNOW	36	0.11
97 = REFUSED	30	0.09
98 = BLANK (NO ANSWER)	35	0.11
99 = LEGITIMATE SKIP	27382	83.25

Think about the last time you talked with a school social worker, school psychologist, or school counselor about emotional or behavioral problems that were not caused by alcohol or drugs. What was the reason for your talk?

(YSU31)
YUSWSUIC¹

	Freq	Pct
Len : 2 TALKED W/SCH SOC WORK BEC THOT/TRIED TO KILL SELF		
1 = Response entered	81	0.25
6 = Response not entered	506	1.54
85 = BAD DATA Logically assigned	1	0.00
94 = DON'T KNOW	6	0.02
97 = REFUSED	37	0.11
98 = BLANK (NO ANSWER)	71	0.22
99 = LEGITIMATE SKIP	32191	97.87

YOUTH MENTAL HEALTH SERVICE UTILIZATION

(YSU31)
YUSWDEPR¹

Len : 2 TALKED W/SCH SOC WORK BEC YOU FELT DEPRESSED		
	Freq	Pct
1 = Response entered	265	0.81
6 = Response not entered	322	0.98
94 = DON'T KNOW	6	0.02
97 = REFUSED	37	0.11
98 = BLANK (NO ANSWER)	72	0.22
99 = LEGITIMATE SKIP	32191	97.87

(YSU31)
YUSWFEAR¹

Len : 2 TALKED W/SCH SOC WORK BEC YOU FELT AFRAID/TENSE		
	Freq	Pct
1 = Response entered	158	0.48
3 = Response entered LOGICALLY ASSIGNED	9	0.03
6 = Response not entered	420	1.28
94 = DON'T KNOW	6	0.02
97 = REFUSED	37	0.11
98 = BLANK (NO ANSWER)	72	0.22
99 = LEGITIMATE SKIP	32191	97.87

(YSU31)
YUSWBKRU¹

Len : 2 TALKED W/SCH SOC WORK BEC BRKING RULES/ACT OUT		
	Freq	Pct
1 = Response entered	76	0.23
3 = Response entered LOGICALLY ASSIGNED	1	0.00
6 = Response not entered	510	1.55
94 = DON'T KNOW	6	0.02
97 = REFUSED	37	0.11
98 = BLANK (NO ANSWER)	72	0.22
99 = LEGITIMATE SKIP	32191	97.87

(YSU31)
YUSWEATP¹

Len : 2 TALKED W/SCH SOC WORK BEC YOU HAD EATING PROBS		
	Freq	Pct
1 = Response entered	26	0.08
6 = Response not entered	561	1.71
94 = DON'T KNOW	6	0.02
97 = REFUSED	37	0.11
98 = BLANK (NO ANSWER)	72	0.22
99 = LEGITIMATE SKIP	32191	97.87

What was the other reason for your last talk with a school social worker, school psychologist or school counselor?

(YSU31A)
YUSWANGR¹

Len : 2 TALKED W/SCH SOC WORK BEC HAD TRBLE CONTRLNG ANGR		
	Freq	Pct
1 = Response entered	31	0.09
6 = Response not entered	551	1.68
94 = DON'T KNOW	10	0.03
97 = REFUSED	38	0.12
98 = BLANK (NO ANSWER)	72	0.22
99 = LEGITIMATE SKIP	32191	97.87

(YSU31A)
YUSWFITE¹

Len : 2 TLKED W/SCH COUNS BEC HAD GOTTEN INTO PHYS FIGHTS		
	Freq	Pct
1 = Response entered	14	0.04
6 = Response not entered	568	1.73
94 = DON'T KNOW	10	0.03
97 = REFUSED	38	0.12
98 = BLANK (NO ANSWER)	72	0.22
99 = LEGITIMATE SKIP	32191	97.87

YOUTH MENTAL HEALTH SERVICE UTILIZATION

(YSU31A)
YUSWFMLY¹

Len : 2 TALKED W/SCH SOC WORK BEC HAD PRBLMS AT HOME/FMLY		Freq	Pct
1 = Response entered		65	0.20
3 = Response entered LOGICALLY ASSIGNED		10	0.03
6 = Response not entered		507	1.54
94 = DON'T KNOW		10	0.03
97 = REFUSED		38	0.12
98 = BLANK (NO ANSWER)		72	0.22
99 = LEGITIMATE SKIP		32191	97.87

(YSU31A)
YUSWFRND¹

Len : 2 TALKED W/SCH SOC WORK BEC HAD PRBLMS WITH FRIENDS		Freq	Pct
1 = Response entered		87	0.26
3 = Response entered LOGICALLY ASSIGNED		4	0.01
6 = Response not entered		491	1.49
94 = DON'T KNOW		10	0.03
97 = REFUSED		38	0.12
98 = BLANK (NO ANSWER)		72	0.22
99 = LEGITIMATE SKIP		32191	97.87

(YSU31A)
YUSWOTPP¹

Len : 2 TALKED W/SCH SOC WORK BEC HAD PRBLMS WITH OTHERS		Freq	Pct
1 = Response entered		35	0.11
3 = Response entered LOGICALLY ASSIGNED		3	0.01
6 = Response not entered		544	1.65
94 = DON'T KNOW		10	0.03
97 = REFUSED		38	0.12
98 = BLANK (NO ANSWER)		72	0.22
99 = LEGITIMATE SKIP		32191	97.87

(YSU31A)
YUSWSCHL¹

Len : 2 TALKED W/SCH SOC WORK BEC HAD PRBLMS AT SCHOOL		Freq	Pct
1 = Response entered		117	0.36
3 = Response entered LOGICALLY ASSIGNED		16	0.05
6 = Response not entered		449	1.37
94 = DON'T KNOW		10	0.03
97 = REFUSED		38	0.12
98 = BLANK (NO ANSWER)		72	0.22
99 = LEGITIMATE SKIP		32191	97.87

(YSU31, YSU31A)
YUSWSOR¹

Len : 2 TALKED W/SCH SOC WORK FOR SOME OTHER REASON		Freq	Pct
1 = Response entered		146	0.44
6 = Response not entered		441	1.34
94 = DON'T KNOW		6	0.02
97 = REFUSED		37	0.11
98 = BLANK (NO ANSWER)		72	0.22
99 = LEGITIMATE SKIP		32191	97.87

At any time during the past 12 months, that is since [DATEFILL], did you attend a school for students with emotional or behavioral problems?

(YSU32)
YUSCEMYR¹

Len : 2 ATTEND SCH FOR STUDENTS W/EMOT PRBLMS PST 12 MOS		Freq	Pct
1 = Yes		177	0.54
2 = No		5235	15.92
85 = BAD DATA Logically assigned		1	0.00
94 = DON'T KNOW		32	0.10
97 = REFUSED		31	0.09
98 = BLANK (NO ANSWER)		35	0.11
99 = LEGITIMATE SKIP		27382	83.25

YOUTH MENTAL HEALTH SERVICE UTILIZATION

Regular schools sometimes provide programs for students with emotional or behavioral problems.

At any time during the past 12 months, did you participate in a school program that was just for students with emotional or behavioral problems?

(YSU33)

YUSCPGYR¹

Len : 2 ATTND SCH PGM FOR STDNTS W/EMOT PRBLMS PST 12 MOS

	Freq	Pct
1 = Yes.....	96	0.29
2 = No.....	5137	15.62
94 = DON'T KNOW.....	34	0.10
97 = REFUSED.....	31	0.09
98 = BLANK (NO ANSWER).....	36	0.11
99 = LEGITIMATE SKIP.....	27559	83.78

These next questions are about experiences with the justice system.

During the past 12 months, that is, since [DATEFILL], did you stay overnight or longer in any type of juvenile detention center, sometimes called "juvie", prison, or jail?

(YSU34)

YUJVDTON¹

Len : 2 STAYED OVRNT/LONGER IN JAIL/JUV DET PST 12 MOS

	Freq	Pct
1 = Yes.....	26	0.08
2 = No.....	5634	17.13
85 = BAD DATA Logically assigned.....	2	0.01
94 = DON'T KNOW.....	26	0.08
97 = REFUSED.....	21	0.06
98 = BLANK (NO ANSWER).....	14	0.04
99 = LEGITIMATE SKIP.....	27170	82.60

During the past 12 months, how many nights altogether did you stay in any type of juvenile detention center, prison or jail?

(YSU35)

YUJVDTN2¹

Len : 3 # NIGHTS IN JAIL OR JUV DET IN PST 12 MOS

	Freq	Pct
RANGE = 1 - 5.....	12	0.04
8 = 8 or more.....	10	0.03
985 = BAD DATA Logically assigned.....	2	0.01
994 = DON'T KNOW.....	2	0.01
997 = REFUSED.....	23	0.07
998 = BLANK (NO ANSWER).....	40	0.12
999 = LEGITIMATE SKIP.....	32804	99.73

Sometimes, the court system provides treatment or counseling in juvenile detention centers, prisons or jails. These services are often provided by psychiatrists, psychologists, social workers or counselors who work for the court system.

While you were in a juvenile detention center, prison or jail during the past 12 months, did you receive treatment or counseling for emotional or behavioral problems that were not caused by alcohol or drugs?

(YSU36)

YUJVDTYR¹

Len : 2 RCVD EMOT TMT IN JAIL/JUV DET IN PST 12 MOS

	Freq	Pct
1 = Yes.....	7	0.02
2 = No.....	19	0.06
85 = BAD DATA Logically assigned.....	2	0.01
97 = REFUSED.....	21	0.06
98 = BLANK (NO ANSWER).....	40	0.12
99 = LEGITIMATE SKIP.....	32804	99.73

RECODED YOUTH MENTAL HEALTH SERVICE UTILIZATION

RECODED YOUTH MENTAL HEALTH SERVICE UTILIZATION

NOTE: The variables in this section are recoded variables that were created from one or more of the edited variables from the preceding section.

NOTE: Certain source variables that were used to create recoded variables have valid values that might not have been reported or assigned for the current survey year. However, these values have been included in the general specifications in the codebook on how the recoded variables were created. See additional details about this issue in the Organization of the Data File section of this codebook introduction.

NOTE: The following recoded variables contain information about whether youths received mental health care in the past year from each of 11 specific services for problems with behaviors or emotions that were not caused by alcohol or drugs.

(YUHOSPYR)

<u>YHOSP</u>	Len : 1 RC-STAYED OVNT IN HOSP FOR EMOT TRMT IN PST YR		
	. = Unknown/Aged 18+ (Otherwise).....	Freq	Pct
	0 = No (YUHOSPYR=2,4).....	27227	82.77
	1 = Yes (YUHOSPYR=1).....	5550	16.87
		116	0.35

(YURSIDYR)

<u>YRESID</u>	Len : 1 RC-STAYED IN RESID CTR FOR EMOT TRMT IN PST YR		
	. = Unknown/Aged 18+ (Otherwise).....	Freq	Pct
	0 = No (YURSIDYR=2,4).....	27237	82.80
	1 = Yes (YURSIDYR=1).....	5585	16.98
		71	0.22

(YUFCARYR)

<u>YFOST</u>	Len : 1 RC-SPENT TIME IN FOST CARE FOR EMOT PROB IN PST YR		
	. = Unknown/Aged 18+ (Otherwise).....	Freq	Pct
	0 = No (YUFCARYR=2,4).....	27228	82.78
	1 = Yes (YUFCARYR=1).....	5648	17.17
		17	0.05

(YUDYTXYR)

<u>YDAYTRT</u>	Len : 1 RC-SPENT TIME IN DAY TRMT PRG FOR EMOT PRB IN PST YR		
	. = Unknown/Aged 18+ (Otherwise).....	Freq	Pct
	0 = No (YUDYTXYR=2,4).....	27237	82.80
	1 = Yes (YUDYTXYR=1).....	5537	16.83
		119	0.36

(YUMHCYR)

<u>YCLIN</u>	Len : 1 RC-RCVD EMOT TRMT IN MENT HLTH CLNC IN PST YR		
	. = Unknown/Aged 18+ (Otherwise).....	Freq	Pct
	0 = No (YUMHCYR=2,4).....	27250	82.84
	1 = Yes (YUMHCYR=1).....	5322	16.18
		321	0.98

(YUTPSTYR)

<u>YTHER</u>	Len : 1 RC-RCVD EMOT TRMT FROM THERAPIST IN PST YR		
	. = Unknown/Aged 18+ (Otherwise).....	Freq	Pct
	0 = No (YUTPSTYR=2,4).....	27265	82.89
	1 = Yes (YUTPSTYR=1).....	4723	14.36
		905	2.75

(YUIHTPYR)

<u>YHOME</u>	Len : 1 RC-RCVD EMOT TRMT FROM IN-HOME COUNS IN PST YR		
	. = Unknown/Aged 18+ (Otherwise).....	Freq	Pct
	0 = No (YUIHTPYR=2,4).....	27258	82.87
	1 = Yes (YUIHTPYR=1).....	5410	16.45
		225	0.68

(YUFDOCYR)

<u>YPED</u>	Len : 1 RC-RCVD EMOT TRMT FROM FAMLY DOC IN PST YR		
	. = Unknown/Aged 18+ (Otherwise).....	Freq	Pct
	0 = No (YUFDOCYR=2,4).....	27267	82.90
	1 = Yes (YUFDOCYR=1).....	5399	16.41
		227	0.69

RECODED YOUTH MENTAL HEALTH SERVICE UTILIZATION

(YEATNDYR, YUSCEMYR, YUSCPGYR)

YSPEC

Len : 1 RC-ATTND SCHOOL OR PROGRAM FOR EMOT PROB IN PST YR

	Freq	Pct
. = Unknown/Aged 18+ (Otherwise).....	27281	82.94
0 = No ((YUSCEMYR=2,4 and YUSCPGYR=2,4) or YEATNDYR=2)	5339	16.23
1 = Yes (YUSCEMYR=1 or YUSCPGYR=1).....	273	0.83

(YEATNDYR, YUSWSCYR)

YSHSW

Len : 1 RC-TLKD W/SCH SOC WKR/PSY/COUNS FOR EMOT PROB PST YR

	Freq	Pct
. = Unknown/Aged 18+ (Otherwise).....	27272	82.91
0 = No (YUSWSCYR=2,4 or YEATNDYR=2)	5021	15.26
1 = Yes (YUSWSCYR=1).....	600	1.82

(YUJVDTON, YUJVDTYR)

YJAIL

Len : 1 RC-YTH RCVD SVCS FOR EMOT PROB IN PY IN JUV JUSTICE

	Freq	Pct
. = Unknown/Aged 18+ (Otherwise).....	27233	82.79
0 = No (YUJVDTYR=2,4 or YUJVDTON=2)	5653	17.19
1 = Yes (YUJVDTYR=1).....	7	0.02

The following variable, ANYMHIN2, indicates whether a youth reported receiving specialty inpatient/residential mental health services in the past year from any of two specific inpatient/residential sources for problems with behavior or emotions that were not caused by alcohol or drugs. This variable was created based on the following two sources of treatment variables: stayed overnight in hospital (YHOSP) and stayed in residential treatment facility (YRESID). Youths who reported a positive response (source variable=1) to either question were included in the yes category. Youths who did not report a positive response, but answered both questions were included in the no category. Youths who did not report a positive response and did not answer both questions, and adults, were included in the unknown/18+ category.

(YHOSP, YRESID)

ANYMHIN2

Len : 1 RC-REV YTH RCVD SPEC INPATIENT MH SERVICES IN PY

	Freq	Pct
. = Unknown/Aged 18+ (Otherwise).....	27238	82.81
0 = No (YHOSP=0 and YRESID=0)	5523	16.79
1 = Yes (YHOSP=1 or YRESID=1)	132	0.40

The following variable, ANYMHOUT, indicates whether a youth reported receiving specialty outpatient mental health services in the past year from any of four specific outpatient sources for problems with behavior or emotions that were not caused by alcohol or drugs. This variable was created based on the following four source of treatment variables: spent time in a day treatment facility (YDAYTRT), received treatment at a mental health clinic (YCLIN), from a private therapist (YOTHER), and from an in-home therapist (YHOME). Youths who reported a positive response (source variable=1) to one or more of the four questions were included in the yes category regardless of how many of the four questions they answered. Youths who did not report a positive response, but answered all four of the questions were included in the no category. Youths who did not report a positive response and did not answer all the questions, and adults were included in the unknown/18+ category.

(YCLIN, YDAYTRT, YHOME, YOTHER)

ANYMHOUT

Len : 1 RC-YTH RCVD SPEC OUTPATIENT MH SERVICES IN PY

	Freq	Pct
. = Unknown/Aged 18+ (Otherwise).....	27266	82.89
0 = No (YDAYTRT, YCLIN, YOTHER, and YHOME=0).....	4593	13.96
1 = Yes (YDAYTRT, YCLIN, YOTHER, or YHOME=1).....	1034	3.14

The following variable, ANYSMH2, indicates whether a youth reported receiving specialty mental health services in the past year from any of six specific inpatient/residential or outpatient specialty sources for problems with behavior or emotions that were not caused by alcohol or drugs. This variable was created based on the following six source of treatment variables: stayed overnight in a hospital (YHOSP), stayed in a residential treatment facility (YRESID), spent time in a day treatment facility (YDAYTRT), received treatment from a mental health clinic (YCLIN), from a private therapist (YOTHER), and from an in-home therapist (YHOME). Youths who reported a positive response (source variable=1) to one or more of the six questions were included in the yes category regardless of how many of the six questions they answered. Youths who did not report a positive response, but answered all six of the questions were included in the no category. Youths who did not report a positive response and did not answer all the questions, and adults were included in the unknown/18+ category.

(YCLIN, YDAYTRT, YHOME, YHOSP, YRESID, YOTHER)

ANYSMH2

Len : 1 RC-REV YTH RCVD SPECIALTY MENTAL HLTH SRVC IN PST YR

	Freq	Pct
. = Unknown/Aged 18+ (See comment above)	27272	82.91
0 = No (All source variables=0).....	4544	13.81
1 = Yes (Any source variable=1)	1077	3.27

RECODED YOUTH MENTAL HEALTH SERVICE UTILIZATION

The following variable, ANYNSMH, indicates whether a youth reported receiving nonspecialty mental health services in the past year from any of five specific nonspecialty sources for problems with behavior or emotions that were not caused by alcohol or drugs. This variable was created based on the following five source of treatment variables: school social worker, school psychologist, or school counselor (YSHSW), special school or program within a regular school for students with emotional or behavioral problems (YSPEC), pediatrician or other family doctor (YPED), juvenile detention center, prison, or jail (YJAIL), and foster care or therapeutic foster care (YFOST). Youths who reported a positive response (source variable=1) to one or more of the five questions were included in the yes category regardless of how many of the five questions they answered. Youths who did not report a positive response, but answered all five of the questions were included in the no category. Youths who did not report a positive response and did not answer all the questions, and adults were included in the unknown/18+ category.

(YFOST, YJAIL, YPED, YSHSW, YSPEC)

ANYNSMH Len : 1 RC-YTH RCVD NONSPECIALTY MENTAL HLTH SRVC IN PST YR

	Freq	Pct
. = Unknown/Aged 18+ (See comment above)	27314	83.04
0 = No (All source variables=0).....	4618	14.04
1 = Yes (Any source variable=1)	961	2.92

The following variable, ANYMHED2, indicates whether a youth enrolled in school reported receiving mental health services in the past year from education sources for problems with behavior or emotions that were not caused by alcohol or drugs. This variable was created using the following source of treatment variables: talked to school social worker, school psychologists, or school counselors for problems (YSHSW) and attended a special school or participated in a special program at a regular school for problems (YSPEC). Youths who reported a positive response (source variable=1) to one or more of these questions were included in the yes category regardless of how many of the questions they answered. Youths who did not report a positive response, but answered both questions were included in the no category. Youths who did not report a positive response and did not answer both questions, and adults were included in the unknown/18+ category. Due to questionnaire changes in the Youth Mental Health Utilization module in the 2009 NSDUH, this variable is not comparable to variables prior to the 2009 which were named similarly.

(YSHSW, YSPEC)

ANYMHED2 Len : 1 RC-YTH RCVD EDUCATION MENTAL HEALTH SRVC IN PST YR

	Freq	Pct
. = Unknown/Aged 18+ (Otherwise).....	27288	82.96
0 = No (YSHSW=0 and YSPEC=0)	4800	14.59
1 = Yes (YSHSW=1 or YSPEC=1).....	805	2.45

The following variable, ANYSEDMF, indicates whether a youth reported receiving specialty mental health services along with services from education, general medicine (family doctor/pediatrician), or foster care or therapeutic foster care settings in the past year for problems with behavior or emotions that were not caused by alcohol or drugs. This variable was created using the following four source of treatment variables: received specialty mental health services (ANYSMH2), education setting-based mental health services (ANYMHED2), treatment from a family doctor/pediatrician (YPED), and foster care or therapeutic foster care (YFOST). Included in the unknown/18+ category were youths who did not provide enough information to determine whether mental health care was received at both a specialty mental health service along with services from either an education, general medical, or foster care setting [ANYSMH2=. or {ANYSMH2=1 and (none of ANYMHED2, YPED, or YFOST equal 1 but at least one is missing)}] and adults.

(ANYMHED2, ANYSMH2, YFOST, YPED)

ANYSEDMF Len : 1 RC-YTH RCVD SPEC MH AND ED, MED, OR FOST SRVC IN PY

	Freq	Pct
. = Unknown/Aged 18+ (See comment above)	27274	82.92
0 = No (ANYSMH2=0 or (ANYMHED2=0, YPED=0, & YFOST=0))	5148	15.65
1 = Yes (ANYSMH2=1 & (ANYMHED2=1, YPED=1, or YFOST=1)).....	471	1.43

NOTE: The following 10 variables contain information on the number of times a youth received mental health services from specific mental health sources.

(YUHOSPN2, YUHOSPYR)

HOSPVST Len : 1 RC-# NIGHTS YTH STAYED IN HOSP FOR MH SRVC IN PY

	Freq	Pct
. = Unknown/Aged 18+ (Otherwise).....	27240	82.81
1 = 1 Night (YUHOSPN2=1).....	41	0.12
2 = 2 Nights (YUHOSPN2=2).....	7	0.02
3 = 3-6 Nights (YUHOSPN2=3-6).....	20	0.06
4 = 7-24 Nights (YUHOSPN2=7-24).....	27	0.08
5 = 25 or More Nights (YUHOSPN2=25-31).....	8	0.02
6 = No Nights (YUHOSPYR=2,4).....	5550	16.87

RECODED YOUTH MENTAL HEALTH SERVICE UTILIZATION

(YURSIDN2, YURSIDYR)

RESIDVST

Len : 1 RC-# NIGHTS YTH STAYED IN RESID CTR FOR MH SRVC IN PY

	Freq	Pct
. = Unknown/Aged 18+ (Otherwise).....	27247	82.84
1 = 1 Night (YURSIDN2=1).....	17	0.05
2 = 2 Nights (YURSIDN2=2).....	3	0.01
3 = 3-6 Nights (YURSIDN2=3-6).....	11	0.03
4 = 7-24 Nights (YURSIDN2=7-24).....	21	0.06
5 = 25 or More Nights (YURSIDN2=25-31).....	9	0.03
6 = No Nights (YURSIDYR=2,4).....	5585	16.98

(YUFCARN2, YUFCARYR)

FOSTVST

Len : 1 RC-# NIGHTS YTH STAYED IN FOST CARE FOR MH SRVC IN PY

	Freq	Pct
. = Unknown/Aged 18+ (Otherwise).....	27229	82.78
1 = 1 Night (YUFCARN2=1).....	6	0.02
2 = 2 Nights (YUFCARN2=2).....	2	0.01
3 = 3-6 Nights (YUFCARN2=3-6).....	1	0.00
4 = 7-24 Nights (YUFCARN2=7-24).....	4	0.01
5 = 25 or More Nights (YUFCARN2=25-31).....	3	0.01
6 = No Nights (YUFCARYR=2,4).....	5648	17.17

(YUDYTXN2, YUDYTYR)

DYTXVST

Len : 1 RC-# TIMES YTH VISITED DAY TRMT PROG IN PY

	Freq	Pct
. = Unknown/Aged 18+ (Otherwise).....	27253	82.85
1 = 1 Visit (YUDYTXN2=1).....	36	0.11
2 = 2 Visits (YUDYTXN2=2).....	17	0.05
3 = 3-6 Visits (YUDYTXN2=3-6).....	20	0.06
4 = 7-24 Visits (YUDYTXN2=7-24).....	22	0.07
5 = 25 or More Visits (YUDYTXN2=25-31).....	8	0.02
6 = No Visits (YUDYTYR=2,4).....	5537	16.83

(YUMHCRN2, YUMHCYR)

CLINVST

Len : 1 RC-# TIMES YTH VISITED MENT HLTH CLIN IN PY

	Freq	Pct
. = Unknown/Aged 18+ (Otherwise).....	27283	82.94
1 = 1 Visit (YUMHCRN2=1).....	61	0.19
2 = 2 Visits (YUMHCRN2=2).....	29	0.09
3 = 3-6 Visits (YUMHCRN2=3-6).....	77	0.23
4 = 7-24 Visits (YUMHCRN2=7-24).....	80	0.24
5 = 25 or More Visits (YUMHCRN2=25-31).....	41	0.12
6 = No Visits (YUMHCYR=2,4).....	5322	16.18

(YUTPSTN2, YUTPSTYR)

THERVST

Len : 1 RC-# TIMES YTH VISITED THERAPIST IN PY

	Freq	Pct
. = Unknown/Aged 18+ (Otherwise).....	27354	83.16
1 = 1 Visit (YUTPSTN2=1).....	118	0.36
2 = 2 Visits (YUTPSTN2=2).....	92	0.28
3 = 3-6 Visits (YUTPSTN2=3-6).....	233	0.71
4 = 7-24 Visits (YUTPSTN2=7-24).....	251	0.76
5 = 25 or More Visits (YUTPSTN2=25-31).....	122	0.37
6 = No Visits (YUTPSTYR=2,4).....	4723	14.36

(YUIHTPN2, YUIHTPYR)

HOMEVST

Len : 1 RC-# TIMES YTH RCVD IN-HOME COUNSELING IN PY

	Freq	Pct
. = Unknown/Aged 18+ (Otherwise).....	27282	82.94
1 = 1 Time (YUIHTPN2=1).....	42	0.13
2 = 2 Times (YUIHTPN2=2).....	21	0.06
3 = 3-6 Times (YUIHTPN2=3-6).....	69	0.21
4 = 7-24 Times (YUIHTPN2=7-24).....	46	0.14
5 = 25 or More Times (YUIHTPN2=25-31).....	23	0.07
6 = No Times (YUIHTPYR=2,4).....	5410	16.45

RECORDED YOUTH MENTAL HEALTH SERVICE UTILIZATION

The following variable, SPINVST2, indicates how many overnight stays were reported at an inpatient/residential specialty mental health service in the past year. The number of overnight stays is calculated by adding the number of overnight stays at a hospital (YUHOSPN2) and residential treatment center (YURSIDN2). A value of 6 (No Overnight Stays) was assigned whenever a respondent said they had used none of the services (YUHOSPYR=2 and YURSIDYR=2). A value of missing was assigned when the response to whether received treatment or number of overnight stays was unknown for either of the locations (YUHOSPYR or YURSIDYR=85, 94, 97, 98 OR either of YUHOSPN2 or YURSIDN2=985, 994, 997, 998), unless the overnight stays for the service with non-missing information was greater than or equal to 25, in which case a value of 5 (25 or more stays) was assigned. A missing value was also assigned for respondents aged 18 or older.

(YUHOSPN2, YUHOSPYR, YURSIDN2, YURSIDYR)

SPINVST2

Len : 1 RC-REV # NIGHTS YTH STAYED IN SPECIALTY INPATIENT MH SRVC

	Freq	Pct
. = Unknown/Aged 18+ (See comment above)	27261	82.88
1 = 1 Overnight Stay (See comment above).....	33	0.10
2 = 2 Overnight Stays (See comment above)	15	0.05
3 = 3-6 Overnight Stays (See comment above).....	12	0.04
4 = 7-24 Overnight Stays (See comment above).....	33	0.10
5 = 25 or More Overnight Stays (See comment above).....	16	0.05
6 = No Overnight Stays (See comment above)	5523	16.79

The following variable, SPOUTVST, indicates how many times a specialty outpatient mental health service was visited in the past year. The number of visits is calculated by adding the number of visits to a day treatment facility (YUDYTXN2), mental health clinic (YUMHCRN2), private therapist (YUTPSTN2), and an in-home therapist (YUIHTPN2). A value of 6 (No Visits) was assigned whenever a respondent said they had used none of the services (YUDYTXR, YUMHCRYR, YUTPSTYR, YUIHTPYR all equal 2). A value of missing was assigned when the response to whether received treatment or number of visits was unknown for any of the 4 locations (any of YUDYTXR, YUMHCRYR, YUTPSTYR, YUIHTPYR=85, 94, 97, 98 OR any of YUDYTXN2, YUMHCRN2, YUTPSTN2, YUIHTPN2=985, 994, 997, 998), unless the sum of the visits for services with non-missing information was greater than or equal to 25, in which case a value of 5 (25 or more visits) was assigned. A missing value was also assigned for respondents aged 18 or older.

(YUDYTXN2, YUDYTXR, YUIHTPN2, YUIHTPYR, YUMHCRN2, YUMHCRYR, YUTPSTN2, YUTPSTYR)

SPOUTVST

Len : 1 RC-# TIMES YTH VISITED A SPECIALTY OUTPATIENT MH SRVC

	Freq	Pct
. = Unknown/Aged 18+ (See comment above)	27401	83.30
1 = 1 Visit (See comment above).....	105	0.32
2 = 2 Visits (See comment above)	93	0.28
3 = 3-6 Visits (See comment above)	234	0.71
4 = 7-24 Visits (See comment above).....	271	0.82
5 = 25 or more Visits (See comment above).....	196	0.60
6 = No Visits (See comment above).....	4593	13.96

The following variable, SMHVST2, indicates the number of visits or overnight stays to a specialty mental health service in the past year. The number of visits/overnight stays is calculated by adding the number of overnight stays in a hospital (YUHOSPN2) and residential treatment center (YURSIDN2), and the number of visits to a day treatment facility (YUDYTXN2), mental health clinic (YUMHCRN2), private therapist (YUTPSTN2), and in-home therapist (YUIHTPN2). A value of 6 (No Visits/Overnight Stays) was assigned whenever a respondent said they had used none of the services (YUHOSPYR, YURSIDYR, YUDYTXR, YUMHCRYR, YUTPSTYR, YUIHTPYR all equal 2). A value of missing was assigned when the response to whether received treatment or number of visits/stays was unknown for any of the 6 locations (any of YUHOSPYR, YURSIDYR, YUDYTXR, YUMHCRYR, YUTPSTYR, YUIHTPYR=85, 94, 97, 98 OR any of YUHOSPN2, YURSIDN2, YUDYTXN2, YUMHCRN2, YUTPSTN2, YUIHTPN2=985, 994, 997, 998), unless the sum of the visits/overnight stays for services with non-missing information was greater than or equal to 25, in which case a value of 5 (25 or more visits/stays) was assigned. A missing value was also assigned for respondents aged 18 or older.

(YUDYTXN2, YUDYTXR, YUHOSPN2, YUHOSPYR, YUIHTPN2, YUIHTPYR, YUMHCRN2, YUMHCRYR, YURSIDN2, YURSIDYR, YUTPSTN2, YUTPSTYR)

SMHVST2

Len : 1 RC-REV # STAYS/VISITS YTH MADE TO SPEC MH SERVICE

	Freq	Pct
. = Unknown/Aged 18+ (See comment above)	27419	83.36
1 = 1 Visit/Overnight Stay (See comment above).....	120	0.36
2 = 2 Visits/Overnight Stays (See comment above).....	99	0.30
3 = 3-6 Visits/Overnight Stays (See comment above).....	232	0.71
4 = 7-24 Visits/Overnight Stays (See comment above).....	269	0.82
5 = 25 or More Visits/Stays (See comment above)	210	0.64
6 = No Visits/Stays (See comment above).....	4544	13.81

RECORDED YOUTH MENTAL HEALTH SERVICE UTILIZATION

NOTE: The following 13 variables contain the reasons youths received their most recent mental health services from at least one inpatient specialty mental health source for emotional or behavioral problems not caused by alcohol or drugs. These variables are not comparable to similarly named variables found in NSDUH datafiles prior to 2012 due to the relocation of foster care into the nonspecialty treatment category instead of the specialty treatment category where it previously was included. During the 2017 NSDUH, updates were made to classify certain patterns of responses as 'Reason Not Indicated' rather than 'No Trt/Unknwn Reason/Aged 18+'. Due to the small impact on the estimates, these 13 variables are still considered comparable to prior years and were not renamed. Starting with the 2017 Detailed Tables, the reasons youths received their most recent mental health services from at least one inpatient/residential specialty mental health source estimates in 2016 and later years are based on these updated versions. As a result, the 2016 estimates presented in the 2017 Detailed Tables may differ from previously published estimates.

The following variable, SIMHSUI2, indicates whether a respondent received their most recent mental health services from at least one inpatient specialty mental health source in the past year because they thought about or tried to kill themselves. This recode was created by examination of the following source variables: stayed overnight in hospital (YUHOSUIC) or residential treatment center (YURSSUIC) because of suicidal thoughts. None of the write-in other-specify values were applicable for this variable. Adults, youths that did not report receiving services from either of these inpatient/residential sources in the past year, and youths that reported receiving services in the past year, but did not indicate a valid reason for receiving services at any of these locations were assigned to the unknown category.

(YUHOSUIC, YURSSUIC)

SIMHSUI2 Len : 1 RC-REV YTH LST RCVD INPT SP MH SVC B/C TRIED SUIC

	Freq	Pct
. = No Trt/Unknwn Reason/Aged 18+ (See comment above).....	32794	99.70
0 = Reason Not Indicated (Otherwise).....	34	0.10
1 = Reason Indicated (Any source variable=1,3)	65	0.20

The following variable, SIMH DPR2, indicates whether a respondent received their most recent mental health services from at least one inpatient specialty mental health source in the past year because they were depressed. This recode was created by examination of the following source variables: stayed overnight in hospital (YUHODEPR) or residential treatment center (YURSDEPR) because they were depressed. None of the write-in other-specify values were applicable for this variable. Adults, youths that did not report receiving services from either of these inpatient/residential sources in the past year, and youths that reported receiving services in the past year, but did not indicate a valid reason for receiving services at any of these locations were assigned to the unknown category.

(YUHODEPR, YURSDEPR)

SIMH DPR2 Len : 1 RC-REV YTH LST RCVD INPT SP MH SVC B/C DEPRESSED

	Freq	Pct
. = No Trt/Unknwn Reason/Aged 18+ (See comment above).....	32794	99.70
0 = Reason Not Indicated (Otherwise).....	41	0.12
1 = Reason Indicated (Any source variable=1,3)	58	0.18

The following variable, SIMHF EA2, indicates whether a respondent received their most recent mental health services from at least one inpatient specialty mental health source in the past year because they were afraid/tense. This recode was created by examination of the following source variables: stayed overnight in hospital (YUHOFEAR) or residential treatment center (YURSF EAR) because they were afraid/tense. None of the write-in other-specify values were applicable for this variable. Adults, youths that did not report receiving services from either of these inpatient/residential sources in the past year, and youths that reported receiving services in the past year, but did not indicate a valid reason for receiving services at any of these locations were assigned to the unknown category.

(YUHOFEAR, YURSF EAR)

SIMHF EA2 Len : 1 RC-REV YTH LST RCVD INPT SP MH SVC B/C AFRAID/TENSE

	Freq	Pct
. = No Trt/Unknwn Reason/Aged 18+ (See comment above).....	32795	99.70
0 = Reason Not Indicated (Otherwise).....	70	0.21
1 = Reason Indicated (Any source variable=1,3)	28	0.09

The following variable, SIMH BRK2, indicates whether a respondent received their most recent mental health services from at least one inpatient specialty mental health source in the past year because they broke rules or "acted out". This recode was created by examination of the following source variables: stayed overnight in hospital (YUHOBKRU) or residential treatment center (YURSBKRU) because they broke rules or "acted out". None of the write-in other-specify values were applicable for this variable. Adults, youths that did not report receiving services from either of these inpatient/residential sources in the past year, and youths that reported receiving services in the past year, but did not indicate a valid reason for receiving services at any of these locations were assigned to the unknown category.

(YUHOBKRU, YURSBKRU)

SIMH BRK2 Len : 1 RC-REV YTH LST RCVD INPT SP MH SVC B/C BROKE RULES

	Freq	Pct
. = No Trt/Unknwn Reason/Aged 18+ (See comment above).....	32795	99.70
0 = Reason Not Indicated (Otherwise).....	76	0.23
1 = Reason Indicated (Any source variable=1,3)	22	0.07

RECORDED YOUTH MENTAL HEALTH SERVICE UTILIZATION

The following variable, SIMHEAT2, indicates whether a respondent received their most recent mental health services from at least one inpatient specialty mental health source in the past year because they had eating problems. This recode was created by examination of the following source variables: stayed overnight in hospital (YUHOEATP) or residential treatment center (YURSEATP) because they had eating problems. None of the write-in other-specify values were applicable for this variable. Adults, youths that did not report receiving services from either of these inpatient/residential sources in the past year, and youths that reported receiving services in the past year, but did not indicate a valid reason for receiving services at any of these locations were assigned to the unknown category.

(YUHOEATP, YURSEATP)

<u>SIMHEAT2</u>	Len : 1 RC-REV YTH LST RCVD INPT SP MH SVC B/C EATING PRBLMS		
		Freq	Pct
.	= No Trt/Unknwn Reason/Aged 18+ (See comment above).....	32794	99.70
0	= Reason Not Indicated (Otherwise).....	86	0.26
1	= Reason Indicated (Any source variable=1,3).....	13	0.04

The following variable, SIMHANG2, indicates whether a respondent received their most recent mental health services from at least one inpatient specialty mental health source in the past year because they had trouble controlling anger. This recode was created by examination of the following source variables: stayed overnight in hospital (YUHOANGR) or residential treatment center (YURSANGR) because they had trouble controlling anger. None of the write-in other-specify values were applicable for this variable. Adults, youths that did not report receiving services from either of these inpatient/residential sources in the past year, and youths that reported receiving services in the past year, but did not indicate a valid reason for receiving services at any of these locations were assigned to the unknown category.

(YUHOANGR, YURSANGR)

<u>SIMHANG2</u>	Len : 1 RC-REV YTH LST RCVD INPT SP MH SVC B/C ANGER CONTROL		
		Freq	Pct
.	= No Trt/Unknwn Reason/Aged 18+ (See comment above).....	32795	99.70
0	= Reason Not Indicated (Otherwise).....	89	0.27
1	= Reason Indicated (Any source variable=1,3).....	9	0.03

The following variable, SIMHFIT2, indicates whether a respondent received their most recent mental health services from at least one inpatient specialty mental health source in the past year because they were in physical fights. This recode was created by examination of the following source variables: stayed overnight in hospital (YUHOFITE) or residential treatment center (YURSFITE) because they were in physical fights. None of the write-in other-specify values were applicable for this variable. Adults, youths that did not report receiving services from either of these inpatient/residential sources in the past year, and youths that reported receiving services in the past year, but did not indicate a valid reason for receiving services at any of these locations were assigned to the unknown category.

(YUHOFITE, YURSFITE)

<u>SIMHFIT2</u>	Len : 1 RC-REV YTH LST RCVD INPT SP MH SVC B/C PHYS FIGHT		
		Freq	Pct
.	= No Trt/Unknwn Reason/Aged 18+ (See comment above).....	32795	99.70
0	= Reason Not Indicated (Otherwise).....	95	0.29
1	= Reason Indicated (Any source variable=1,3).....	3	0.01

The following variable, SIMHFML2, indicates whether a respondent received their most recent mental health services from at least one inpatient specialty mental health source in the past year because they had problems at home or in their family. This recode was created by examination of the following source variables: stayed overnight in hospital (YUHOFMLY) or residential treatment center (YURSFMLY) because they had problems at home or in their family, as well as the write-in other-specify variables: most important reason for staying overnight in a hospital or residential treatment center was because they had problems at home or in their family. A respondent was classified as having indicated that they received mental health services for this reason if any of the above source variables=1, 3 or if any of the write-in other-specify variables indicated home or family problems. Adults, youths that did not report receiving services from either of these inpatient sources in the past year, and youths that reported receiving services in the past year, but did not indicate a valid reason for receiving services at any of these locations were assigned to the unknown category.

(YUHOFMLY, YURSFMLY)

<u>SIMHFML2</u>	Len : 1 RC-REV YTH LST RCVD INPT SP MH SVC B/C HOME/FAM PROB		
		Freq	Pct
.	= No Trt/Unknwn Reason/Aged 18+ (See comment above).....	32794	99.70
0	= Reason Not Indicated (Otherwise).....	91	0.28
1	= Reason Indicated (See comment above).....	8	0.02

RECODED YOUTH MENTAL HEALTH SERVICE UTILIZATION

The following variable, SIMHFRD2, indicates whether a respondent received their most recent mental health services from at least one inpatient specialty mental health source in the past year because they had problems with a friend. This recode was created by examination of the following source variables: stayed overnight in hospital (YUHOFRND) or residential treatment center (YURSRFRND) because they had problems with a friend. None of the write-in other-specify values were applicable for this variable. Adults, youths that did not report receiving services from either of these inpatient/residential sources in the past year, and youths that reported receiving services in the past year, but did not indicate a valid reason for receiving services at any of these locations were assigned to the unknown category.

(YUHOFRND, YURSRFRND)

SIMHFRD2

Len : 1 RC-REV YTH LST RCVD INPT SP MH SVC B/C PROB W/FRND

	Freq	Pct
. = No Trt/Unknwn Reason/Aged 18+ (See comment above).....	32795	99.70
0 = Reason Not Indicated (Otherwise).....	95	0.29
1 = Reason Indicated (Any source variable=1,3)	3	0.01

The following variable, SIMHOTP2, indicates whether a respondent received their most recent mental health services from at least one inpatient specialty mental health source in the past year because they had problems with people other than family or friends. This recode was created by examination of the following source variables: stayed overnight in hospital (YUHOOTPP) or residential treatment center (YURSOTPP) because they had problems with people other than family or friends, as well as the corresponding write-in other-specify variables: most important reason for staying overnight in a hospital or residential treatment center was because they had problems with people other than family or friends. A respondent was classified as having indicated that they received inpatient mental health services for this reason if any of the above source variables=1, 3 or if any of the write-in other-specify variables indicated problems with others. Adults, youths that did not report receiving services from either of these inpatient sources in the past year, and youths that reported receiving services in the past year, but did not indicate a valid reason for receiving services at any of these locations were assigned to the unknown category.

(YUHOOTPP, YURSOTPP)

SIMHOTP2

Len : 1 RC-REV YTH LST RCVD INPT SP MH SVC B/C PRB W/OTH PERS

	Freq	Pct
. = No Trt/Unknwn Reason/Aged 18+ (See comment above).....	32795	99.70
0 = Reason Not Indicated (Otherwise).....	95	0.29
1 = Reason Indicated (See comment above)	3	0.01

The following variable, SIMHSCH2, indicates whether a respondent received their most recent mental health services from at least one inpatient specialty mental health source in the past year because they had problems at school. This recode was created by examination of the following source variables: stayed overnight in hospital (YUHOSCHL) or residential treatment center (YURSSCHL) because they had problems at school. None of the write-in other-specify values were applicable for this variable. Adults, youths that did not report receiving services from either of these inpatient/residential sources in the past year, and youths that reported receiving services in the past year, but did not indicate a valid reason for receiving services at any of these locations were assigned to the unknown category.

(YUHOSCHL, YURSSCHL)

SIMHSCH2

Len : 1 RC-REV YTH LST RCVD INPT SP MH SVC B/C PROB AT SCH

	Freq	Pct
. = No Trt/Unknwn Reason/Aged 18+ (See comment above).....	32795	99.70
0 = Reason Not Indicated (Otherwise).....	86	0.26
1 = Reason Indicated (Any source variable=1,3)	12	0.04

The following variable, SIMHMEN2, indicates whether a respondent received their most recent mental health services from at least one inpatient specialty mental health source in the past year because they had a diagnosed mental disorder. This recode was created based only on responses to other-specify write-in variables: most important reason for staying overnight in a hospital or residential treatment center was because they had a diagnosed mental disorder. A respondent was classified as having indicated that they received mental health services for this reason if any of the above other-specify variables indicated reasons related to mental disorders. Adults, youths that did not report receiving services from either of these inpatient sources in the past year, and youths that reported receiving services in the past year, but did not indicate a valid reason for receiving services at any of these locations were assigned to the unknown category.

SIMHMEN2

Len : 1 RC-REV YTH LST RCVD INPT SP MH SVC B/C DIAG MNTL DIS

	Freq	Pct
. = No Trt/Unknwn Reason/Aged 18+ (See comment above).....	32797	99.71
0 = Reason Not Indicated (Otherwise).....	96	0.29

RECODED YOUTH MENTAL HEALTH SERVICE UTILIZATION

The following variable, SIMHOTH3, indicates whether a respondent received their most recent mental health services from at least one inpatient specialty mental health source in the past year because of some other reason. This recode was created based only on responses to other-specify write-in variables: most important reason for staying overnight in a hospital or residential treatment center was because of some other reason. A respondent was classified as having indicated that they received mental health services for this reason if any of the above other-specify variables indicated some other reason, not otherwise specified. Adults, youths that did not report receiving services from either of these inpatient sources in the past year, and youths that reported receiving services in the past year, but did not indicate a valid reason for receiving services at any of these locations were assigned to the unknown category.

SIMHOTH3 Len : 1 RC-YTH RCVD LAST SPEC MH SRVC IN PY B/C OTHER REASONS

	Freq	Pct
. = No Trt/Unknwn Reason/Aged 18+ (See comment above).....	32796	99.71
0 = Reason Not Indicated (Otherwise).....	90	0.27
1 = Reason Indicated (See comment above).....	7	0.02

NOTE: The following 13 variables contain the reasons youths received their most recent mental health services from at least one outpatient specialty mental health source for emotional or behavioral problems not caused by alcohol or drugs. During the 2017 NSDUH, updates were made to classify certain patterns of responses as 'Reason Not Indicated' rather than 'No Trt/Unknwn Reason/Aged 18+'. Due to the small impact on the estimates, these 13 variables are still considered comparable to prior years and were not renamed. Starting with the 2017 Detailed Tables, the reasons youths received their most recent mental health services from at least one outpatient specialty mental health source estimates in 2016 and later years are based on these updated versions. As a result, the 2016 estimates presented in the 2017 Detailed Tables may differ from previously published estimates.

The following variable, SOMHSUI, indicates whether a respondent received their most recent mental health services from at least one outpatient specialty mental health source in the past year because they thought about or tried to kill themselves. This recode was created by examination of the following sources: visited a day treatment program (YUDYSUIC), mental health center (YUMHSUIC), private therapist (YUTPSUIC), or received treatment from an in-home therapist (YUIHSUIC) because of suicidal thoughts. None of the write-in other-specify values were applicable for this variable. Adults, youths that did not report receiving services from any of the 4 outpatient sources in the past year, and youths that reported receiving services in the past year, but did not indicate a valid reason for receiving services at any of these locations were assigned to the unknown category.

(YUDYSUIC, YUIHSUIC, YUMHSUIC, YUTPSUIC)
SOMHSUI Len : 1 RC-YTH RCVD LAST OUTPT SPEC MH SRVC B/C TRIED SUIC

	Freq	Pct
. = No Trt/Unknwn Reason/Aged 18+ (See comment above).....	31940	97.10
0 = Reason Not Indicated (Otherwise).....	664	2.02
1 = Reason Indicated (Any source variable=1,3).....	289	0.88

The following variable, SOMHDPR, indicates whether a respondent received their most recent mental health services from at least one outpatient specialty mental health source in the past year because they were depressed. This recode was created by examination of the following source variables: visited a day treatment program (YUDYDEPR), mental health center (YUMHDEPR), private therapist (YUTPDEPR), and received treatment from in-home therapist (YUIHDEPR) because they were depressed. None of the write-in other-specify values were applicable for this variable. Adults, youths that did not report receiving services from any of the 4 outpatient sources in the past year, and youths that reported receiving services in the past year, but did not indicate a valid reason for receiving services at any of these locations were assigned to the unknown category.

(YUDYDEPR, YUIHDEPR, YUMHDEPR, YUTPDEPR)
SOMHDPR Len : 1 RC-YTH RCVD LAST OUTPT SPEC MH SRVC B/C DEPRESSED

	Freq	Pct
. = No Trt/Unknwn Reason/Aged 18+ (See comment above).....	31933	97.08
0 = Reason Not Indicated (Otherwise).....	345	1.05
1 = Reason Indicated (Any source variable=1,3).....	615	1.87

The following variable, SOMHFEA, indicates whether a respondent received their most recent mental health services from at least one outpatient specialty mental health source in the past year because they were afraid/tense. This recode was created by examination of the following source variables: visited a day treatment program (YUDYFEAR), mental health center (YUMHFEAR), private therapist (YUTPFEAR), and received treatment from an in-home therapist (YUIHFEAR) because they were afraid/tense. None of the write-in other-specify values were applicable for this variable. Adults, youths that did not report receiving services from any of the 4 outpatient sources in the past year, and youths that reported receiving services in the past year, but did not indicate a valid reason for receiving services at any of these locations were assigned to the unknown category.

(YUDYFEAR, YUIHFEAR, YUMHFEAR, YUTPFEAR)
SOMHFEA Len : 1 RC-YTH RCVD LAST OUTPT SPEC MH SRVC B/C AFRAID/TENSE

	Freq	Pct
. = No Trt/Unknwn Reason/Aged 18+ (See comment above).....	31942	97.11
0 = Reason Not Indicated (Otherwise).....	603	1.83
1 = Reason Indicated (Any source variable=1,3).....	348	1.06

RECODED YOUTH MENTAL HEALTH SERVICE UTILIZATION

The following variable, SOMHBRK, indicates whether a respondent received their most recent mental health services from at least one outpatient specialty mental health source in the past year because they broke rules or "acted out". This recode was created by examination of the following source variables: visited a day treatment program (YUDYBKRU), mental health center (YUMHBKRU), private therapist (YUTPBKRU), and received treatment from an in-home therapist (YUIHBKRU) because they broke rules or "acted out". None of the write-in other-specify values were applicable for this variable. Adults, youths that did not report receiving services from any of the 4 outpatient sources in the past year, and youths that reported receiving services in the past year, but did not indicate a valid reason for receiving services at any of these locations were assigned to the unknown category.

(YUDYBKRU, YUIHBKRU, YUMHBKRU, YUTPBKRU)

SOMHBRK Len : 1 RC-YTH RCVD LAST OUTPT SPEC MH SRVC B/C BROKE RULE

	Freq	Pct
. = No Trt/Unknwn Reason/Aged 18+ (See comment above).....	31951	97.14
0 = Reason Not Indicated (Otherwise).....	775	2.36
1 = Reason Indicated (Any source variable=1,3)	167	0.51

The following variable, SOMHEAT, indicates whether a respondent received their most recent mental health services from at least one outpatient specialty mental health source in the past year because they had eating problems. This recode was created by examination of the following source variables: visited a day treatment program (YUDYEATP), mental health center (YUMHEATP), private therapist (YUTPEATP), and received treatment from an in-home therapist (YUIHEATP) because they had eating problems. None of the write-in other-specify values were applicable for this variable. Adults, youths that did not report receiving services from any of the 4 outpatient sources in the past year, and youths that reported receiving services in the past year, but did not indicate a valid reason for receiving services at any of these locations were assigned to the unknown category.

(YUDYEATP, YUIHEATP, YUMHEATP, YUTPEATP)

SOMHEAT Len : 1 RC-YTH RCVD LAST OUTPT SPEC MH SRVC B/C EATING PROBS

	Freq	Pct
. = No Trt/Unknwn Reason/Aged 18+ (See comment above).....	31945	97.12
0 = Reason Not Indicated (Otherwise).....	815	2.48
1 = Reason Indicated (Any source variable=1,3)	133	0.40

The following variable, SOMHANGR, indicates whether a respondent received their most recent mental health services from at least one outpatient specialty mental health source in the past year because they had problems controlling anger. This recode was created by examination of the following source variables: visited a day treatment program (YUDYANGR), mental health center (YUMHANGR), private therapist (YUTPANGR), and received treatment from an in-home therapist (YUIHANGR) because they had trouble controlling anger. None of the write-in other-specify values were applicable for this variable. Adults, youths that did not report receiving services from any of the 4 outpatient sources in the past year, and youths that reported receiving services in the past year, but did not indicate a valid reason for receiving services at any of these locations were assigned to the unknown category.

(YUDYANGR, YUIHANGR, YUMHANGR, YUTPANGR)

SOMHANGR Len : 1 RC-YTH RCVD LAST OUTPT SPEC MH SRVC B/C ANGER CONTROL

	Freq	Pct
. = No Trt/Unknwn Reason/Aged 18+ (See comment above).....	31950	97.13
0 = Reason Not Indicated (Otherwise).....	822	2.50
1 = Reason Indicated (Any source variable=1,3)	121	0.37

The following variable, SOMHFITE, indicates whether a respondent received their most recent mental health services from at least one outpatient specialty mental health source in the past year because they were in physical fights. This recode was created by examination of the following source variables: visited a day treatment program (YUDYFITE), mental health center (YUMHFITE), private therapist (YUTPFITE), and received treatment from an in-home therapist (YUIHFITE) because they were in physical fights. None of the write-in other-specify values were applicable for this variable. Adults, youths that did not report receiving services from any of the 4 outpatient sources in the past year, and youths that reported receiving services in the past year, but did not indicate a valid reason for receiving services at any of these locations were assigned to the unknown category.

(YUDYFITE, YUIHFITE, YUMHFITE, YUTPFITE)

SOMHFITE Len : 1 RC-YTH RCVD LAST OUTPT SPEC MH SRVC B/C PHYS FIGHT

	Freq	Pct
. = No Trt/Unknwn Reason/Aged 18+ (See comment above).....	31958	97.16
0 = Reason Not Indicated (Otherwise).....	916	2.78
1 = Reason Indicated (Any source variable=1,3)	19	0.06

RECODED YOUTH MENTAL HEALTH SERVICE UTILIZATION

The following variable, SOMHFMLY, indicates whether a respondent received their most recent mental health services from at least one outpatient specialty mental health source in the past year because they had problems at home or in their family. This recode was created by examination of the following source variables: visited a day treatment program (YUDYFMLY), mental health center (YUMHFMLY), private therapist (YUTPFMLY), and received treatment from an in-home therapist (YUIHFMLY) because they had problems at home or in their family, as well as the write-in other-specify variables: most important reason for visits to a day treatment program, mental health center, private therapist, and treatment from an in-home therapist was because they had problems at home or in their family. A respondent was classified as having indicated that they received mental health services for this reason if any of the above source variables=1,3 or if any of the write-in other-specify variables indicated home or family problems. Adults, youths that did not report receiving services from any of the 4 outpatient sources in the past year, and youths that reported receiving services in the past year, but did not indicate a valid reason for receiving services at any of these locations were assigned to the unknown category.

(YUDYFMLY, YUIHFMLY, YUMHFMLY, YUTPFMLY)

SOMHFMLY Len : 1 RC-YTH RCVD LAST OUTPT SPEC MH SRVC B/C HOME/FAM PROB

	Freq	Pct
. = No Trt/Unknwn Reason/Aged 18+ (See comment above).....	31948	97.13
0 = Reason Not Indicated (Otherwise).....	723	2.20
1 = Reason Indicated (See comment above).....	222	0.67

The following variable, SOMHFRND, indicates whether a respondent received their most recent mental health services from at least one outpatient specialty mental health source in the past year because they had problems with a friend. This recode was created by examination of the following source variables: visited a day treatment program (YUDYFRND), mental health center (YUMHFRND), private therapist (YUTPFRND), and received treatment from an in-home therapist (YUIHFRND) because they had problems with a friend. None of the write-in other-specify values were applicable for this variable. Adults, youths that did not report receiving services from any of the 4 outpatient sources in the past year, and youths that reported receiving services in the past year, but did not indicate a valid reason for receiving services at any of these locations were assigned to the unknown category.

(YUDYFRND, YUIHFRND, YUMHFRND, YUTPFRND)

SOMHFRND Len : 1 RC-YTH RCVD LAST OUTPT SPEC MH SRVC B/C PROB W/ FRND

	Freq	Pct
. = No Trt/Unknwn Reason/Aged 18+ (See comment above).....	31954	97.15
0 = Reason Not Indicated (Otherwise).....	822	2.50
1 = Reason Indicated (Any source variable=1,3).....	117	0.36

The following variable, SOMHOTPP, indicates whether a respondent received their most recent mental health services from at least one outpatient specialty mental health source in the past year because they had had problems with people other than family or friends. This recode was created by examination of the following source variables: visited a day treatment program (YUDYOTPP), mental health center (YUMHOTPP), private therapist (YUTPOTPP), and received treatment from an in-home therapist (YUIHOTPP) because they had problems with people other than family or friends, as well as the write-in other-specify variables: most important reason visited a day treatment program, mental health center, private therapist, and received treatment from an in-home therapist was because they had problems with other people other than family or friends. A respondent was classified as having indicated that they received mental health services for this reason if any of the above source variables=1,3 or if any of the write-in other-specify variables indicated problems with others. Adults, youths that did not report receiving services from any of the 4 outpatient sources in the past year, and youths that reported receiving services in the past year, but did not indicate a valid reason for receiving services at any of these locations were assigned to the unknown category.

(YUDYOTPP, YUIHOTPP, YUMHOTPP, YUTPOTPP)

SOMHOTPP Len : 1 RC-YTH RCVD LST OUTP SPC MH SRVC B/C PROB W/ OTH PERS

	Freq	Pct
. = No Trt/Unknwn Reason/Aged 18+ (See comment above).....	31955	97.15
0 = Reason Not Indicated (Otherwise).....	877	2.67
1 = Reason Indicated (See comment above).....	61	0.19

The following variable, SOMHSCHL, indicates whether a respondent received their most recent mental health services from at least one outpatient specialty mental health source in the past year because they had problems at school. This recode was created by examination of the following source variables: visited a day treatment program (YUDYSCHL), mental health center (YUMHSCHL), private therapist (YUTPSCHL), and received treatment from an in-home therapist (YUIHSCHL) because they had problems at school. None of the write-in other-specify values were applicable for this variable. Adults, youths that did not report receiving services from any of the 4 outpatient sources in the past year, and youths that reported receiving services in the past year, but did not indicate a valid reason for receiving services at any of these locations were assigned to the unknown category.

(YUDYSCHL, YUIHSCHL, YUMHSCHL, YUTPSCHL)

SOMHSCHL Len : 1 RC-YTH RCVD LAST OUTPT SPEC MH SRVC B/C PROB AT SCH

	Freq	Pct
. = No Trt/Unknwn Reason/Aged 18+ (See comment above).....	31951	97.14
0 = Reason Not Indicated (Otherwise).....	785	2.39
1 = Reason Indicated (Any source variable=1,3).....	157	0.48

RECODED YOUTH MENTAL HEALTH SERVICE UTILIZATION

The following variable, SOMHMEND, indicates whether a respondent received their most recent mental health services from at least one outpatient specialty mental health source in the past year because they had a diagnosed mental disorder. This recode was based only on responses to other specify write-in variables: most important reason visited a day treatment program, mental health center, private therapist, and received treatment from an in-home therapist was because they had a diagnosed mental disorder. A respondent was classified as having indicated that they received mental health services for this reason if any of the above other-specify variables indicated reasons related to mental disorders. Adults, youths that did not report receiving services from any of the 4 outpatient sources in the past year, and youths that reported receiving services in the past year, but did not indicate a valid reason for receiving services at any of these locations were assigned to the unknown category.

SOMHMEND Len : 1 RC-YTH RCVD LAST OUTPT SPEC MH SRVC B/C DIAG MNTL DIS

	Freq	Pct
. = No Trt/Unkwn Reason/Aged 18+ (See comment above).....	31971	97.20
0 = Reason Not Indicated (Otherwise).....	888	2.70
1 = Reason Indicated (See comment above).....	34	0.10

The following variable, SOMHOTH2, indicates whether a respondent received their most recent mental health services from at least one outpatient specialty mental health source in the past year because of some other reasons. This recode was created based only on responses to other-specify write-in variables: most important reason visited a day treatment program, mental health center, private therapist, or received treatment from an in-home therapist was because of some other reason. A respondent was classified as having indicated that they received mental health services for this reason if any of the write-in other-specify variables indicated some other reason, not otherwise specified. Adults, youths that did not report receiving services from any of the 4 outpatient sources in the past year, and youths that reported receiving services in the past year, but did not indicate a valid reason for receiving services at any of these locations were assigned to the unknown category.

SOMHOTH2 Len : 1 RC-YTH RCVD LAST OUTPT SPEC MH SRVC B/C OTHER REASONS

	Freq	Pct
. = No Trt/Unkwn Reason/Aged 18+ (See comment above).....	31967	97.18
0 = Reason Not Indicated (Otherwise).....	814	2.47
1 = Reason Indicated (See comment above).....	112	0.34

NOTE: The following 13 variables contain the reasons youths received their most recent mental health services from at least one specialty mental health source for emotional or behavioral problems not caused by alcohol or drugs. These variables are not comparable to similarly named variables found in NSDUH datafiles prior to 2012 due to the relocation of foster care into the nonspecialty treatment category instead of the specialty treatment category where it previously was included. During the 2017 NSDUH, updates were made to classify certain patterns of responses as 'Reason Not Indicated' rather than 'No Trt/Unkwn Reason/Aged 18+'. Due to the small impact on the estimates, these variables are still considered comparable to prior years and were not renamed. Starting with the 2017 Detailed Tables, the reasons youths received their most recent mental health services from at least one specialty mental health source estimates in 2016 and later years are based on these updated versions. As a result, the 2016 estimates presented in the 2017 Detailed Tables may differ from previously published estimates.

The following variable, SMHSUI2, indicates whether a respondent received their most recent mental health services from at least one specialty mental health source in the past year because they thought about or tried to kill themselves. This recode was created by examination of the following source variables: stayed overnight in hospital (YUHOSUIC), residential treatment center (YURSSUIC), or visited a day treatment program (YUDYSUIC), mental health center (YUMHSUIC), private therapist (YUTPSUIC), or received treatment from an in-home therapist (YUIHSUIC) because of suicidal thoughts. None of the write-in other-specify values were applicable for this variable. Adults, youths that did not report receiving services from any of the 6 specialty sources in the past year, and youths that reported receiving services in the past year, but did not indicate a valid reason for receiving services at any of these locations were assigned to the unknown category.

(YUDYSUIC, YUHOSUIC, YUIHSUIC, YUMHSUIC, YURSSUIC, YUTPSUIC)
SMHSUI2 Len : 1 RC-REV YTH LST RCVD SP MH SVC IN PY BC TRIED SUIC

	Freq	Pct
. = No Trt/Unkwn Reason/Aged 18+ (See comment above).....	31928	97.07
0 = Reason Not Indicated (Otherwise).....	660	2.01
1 = Reason Indicated (Any source variable=1,3).....	305	0.93

The following variable, SMHDPR2, indicates whether a respondent received their most recent mental health services from at least one specialty mental health source in the past year because they were depressed. This recode was created by examination of the following source variables: stayed overnight in hospital (YUHODEPR), residential treatment center (YURSDEPR), or visited a day treatment program (YUDYDEPR), mental health center (YUMHDEPR), private therapist (YUTPDEPR), or received treatment from an in-home therapist (YUIHDEPR) because they were depressed. None of the write-in other-specify values were applicable for this variable. Adults, youths that did not report receiving services from any of the 6 specialty sources in the past year, and youths that reported receiving services in the past year, but did not indicate a valid reason for receiving services at any of these locations were assigned to the unknown category.

(YUDYDEPR, YUHODEPR, YUIHDEPR, YUMHDEPR, YURSDEPR, YUTPDEPR)
SMHDPR2 Len : 1 RC-REV YTH LST RCVD SP MH SVC IN PY BC DEPRESSED

	Freq	Pct
. = No Trt/Unkwn Reason/Aged 18+ (See comment above).....	31917	97.03
0 = Reason Not Indicated (Otherwise).....	353	1.07
1 = Reason Indicated (Any source variable=1,3).....	623	1.89

RECODED YOUTH MENTAL HEALTH SERVICE UTILIZATION

The following variable, SMHFEA2, indicates whether a respondent received their most recent mental health services from at least one specialty mental health source in the past year because they were afraid/tense. This recode was created by examination of the following source variables: stayed overnight in hospital (YUHOFEAR), residential treatment center (YURSFEAR), or visited a day treatment program (YUDYFEAR), mental health center (YUMHFEAR), private therapist (YUTPFEAR), or received treatment from an in-home therapist (YUIHFEAR) because they were afraid/tense. None of the write-in other-specify values were applicable for this variable. Adults, youths that did not report receiving services from any of the 6 specialty sources in the past year, and youths that reported receiving services in the past year, but did not indicate a valid reason for receiving services at any of these locations were assigned to the unknown category.

(YUDYFEAR, YUHOFEAR, YUIHFEAR, YUMHFEAR, YURSFEAR, YUTPFEAR)

SMHFEA2 Len : 1 RC-REV YTH LST RCVD SP MH SVC IN PY BC AFRAID/TENSE

	Freq	Pct
. = No Trt/Unknwn Reason/Aged 18+ (See comment above).....	31934	97.08
0 = Reason Not Indicated (Otherwise).....	604	1.84
1 = Reason Indicated (Any source variable=1,3)	355	1.08

The following variable, SMHBRK2, indicates whether a respondent received their most recent mental health services from at least one specialty mental health source in the past year because they broke rules or "acted out". This recode was created by examination of the following source variables: stayed overnight in hospital (YUHOBKRU), residential treatment center (YURSBKRU), or visited a day treatment program (YUDYBKRU), mental health center (YUMHBKRU), private therapist (YUTPBKRU), or received treatment from an in-home therapist (YUIHBKRU) because they broke rules or "acted out". None of the write-in other-specify values were applicable for this variable. Adults, youths that did not report receiving services from any of the 6 specialty sources in the past year, and youths that reported receiving services in the past year, but did not indicate a valid reason for receiving services at any of these locations were assigned to the unknown category.

(YUDYBKRU, YUHOBKRU, YUIHBKRU, YUMHBKRU, YURSBKRU, YUTPBKRU)

SMHBRK2 Len : 1 RC-REV YTH LST RCVD SP MH SVC IN PY BC BROKE RULES

	Freq	Pct
. = No Trt/Unknwn Reason/Aged 18+ (See comment above).....	31941	97.11
0 = Reason Not Indicated (Otherwise).....	780	2.37
1 = Reason Indicated (Any source variable=1,3)	172	0.52

The following variable, SMHEAT2, indicates whether a respondent received their most recent mental health services from at least one specialty mental health source in the past year because they had eating problems. This recode was created by examination of the following source variables: stayed overnight in hospital (YUHOEATP), residential treatment center (YURSEATP), or visited a day treatment program (YUDYEATP), mental health center (YUMHEATP), private therapist (YUTPEATP), or received treatment from an in-home therapist (YUIHEATP) because they had eating problems. None of the write-in other-specify values were applicable for this variable. Adults, youths that did not report receiving services from any of the 6 specialty sources in the past year, and youths that reported receiving services in the past year, but did not indicate a valid reason for receiving services at any of these locations were assigned to the unknown category.

(YUDYEATP, YUHOEATP, YUIHEATP, YUMHEATP, YURSEATP, YUTPEATP)

SMHEAT2 Len : 1 RC-REV YTH LST RCVD SP MH SVC IN PY BC EATING PROBS

	Freq	Pct
. = No Trt/Unknwn Reason/Aged 18+ (See comment above).....	31938	97.10
0 = Reason Not Indicated (Otherwise).....	818	2.49
1 = Reason Indicated (Any source variable=1,3)	137	0.42

The following variable, SMHANGR2, indicates whether a respondent received their most recent mental health services from at least one specialty mental health source in the past year because they had trouble controlling anger. This recode was created by examination of the following source variables: stayed overnight in hospital (YUHOANGR), residential treatment center (YURSANGR), or visited a day treatment program (YUDYANGR), mental health center (YUMHANGR), private therapist (YUTPANGR), or received treatment from an in-home therapist (YUIHANGR) because they had trouble controlling anger. None of the write-in other-specify values were applicable for this variable. Adults, youths that did not report receiving services from any of the 6 specialty sources in the past year, and youths that reported receiving services in the past year, but did not indicate a valid reason for receiving services at any of these locations were assigned to the unknown category.

(YUDYANGR, YUHOANGR, YUIHANGR, YUMHANGR, YURSANGR, YUTPANGR)

SMHANGR2 Len : 1 RC-REV YTH LST RCVD SP MH SVC IN PY BC ANGER CNTRL

	Freq	Pct
. = No Trt/Unknwn Reason/Aged 18+ (See comment above).....	31941	97.11
0 = Reason Not Indicated (Otherwise).....	827	2.51
1 = Reason Indicated (Any source variable=1,3)	125	0.38

RECORDED YOUTH MENTAL HEALTH SERVICE UTILIZATION

The following variable, SMHFITE2, indicates whether a respondent received their most recent mental health services from at least one specialty mental health source in the past year because they were in physical fights. This recode was created by examination of the following source variables: stayed overnight in hospital (YUHOFITE), residential treatment center (YURSFITE), or visited a day treatment program (YUDYFITE), mental health center (YUMHFITE), private therapist (YUTPFITE), or received treatment from an in-home therapist (YUIHFITE) because they were in physical fights. None of the write-in other-specify values were applicable for this variable. Adults, youths that did not report receiving services from any of the 6 specialty sources in the past year, and youths that reported receiving services in the past year, but did not indicate a valid reason for receiving services at any of these locations were assigned to the unknown category.

(YUDYFITE, YUHOFITE, YUIHFITE, YUMHFITE, YURSFITE, YUTPFITE)

SMHFITE2

Len : 1 RC-REV YTH LST RCVD SP MH SVC IN PY BC PHYS FIGHT

	Freq	Pct
. = No Trt/Unknwn Reason/Aged 18+ (See comment above).....	31952	97.14
0 = Reason Not Indicated (Otherwise).....	921	2.80
1 = Reason Indicated (Any source variable=1,3)	20	0.06

The following variable, SMHFMLY2, indicates whether a respondent received their most recent mental health services from at least one specialty mental health source in the past year because they had problems at home or in their family. This recode was created by examination of the following source variables: stayed overnight in hospital (YUHOFMLY), residential treatment center (YURSFMLY), or visited a day treatment program (YUDYFMLY), mental health center (YUMHFMLY), private therapist (YUTPFMLY), or received treatment from an in-home therapist (YUIHFMLY) because they had problems at home or in their family, as well as the write-in other-specify variables: most important reason for staying overnight in a hospital, residential treatment center, or visited a day treatment program, mental health center, private therapist, or received treatment from an in-home therapist was because they had problems at home or in their family. A respondent was classified as having indicated that they received mental health services for this reason if any of the above source variables=1, 3 or if any of the write-in other-specify variables indicated home or family problems. Adults, youths that did not report receiving services from any of the 6 specialty sources in the past year, and youths that reported receiving services in the past year, but did not indicate a valid reason for receiving services at any of these locations were assigned to the unknown category.

(YUDYFMLY, YUHOFMLY, YUIHFMLY, YUMHFMLY, YURSFMLY, YUTPFMLY)

SMHFMLY2

Len : 1 RC-YTH RCVD LAST SPEC MH SRVC IN PY B/C HOME/FAM PRB

	Freq	Pct
. = No Trt/Unknwn Reason/Aged 18+ (See comment above).....	31939	97.10
0 = Reason Not Indicated (Otherwise).....	729	2.22
1 = Reason Indicated (See comment above)	225	0.68

The following variable, SMHFRND2, indicates whether a respondent received their most recent mental health services from at least one specialty mental health source in the past year because they had problems with a friend. This recode was created by examination of the following source variables: stayed overnight in hospital (YUHOFRND), residential treatment center (YURSFND), or visited a day treatment program (YUDYFRND), mental health center (YUMHFRND), private therapist (YUTPFND), or received treatment from an in-home therapist (YUIHFRND) because they had problems with a friend. None of the write-in other-specify values were applicable for this variable. Adults, youths that did not report receiving services from any of the 6 specialty sources in the past year, and youths that reported receiving services in the past year, but did not indicate a valid reason for receiving services at any of these locations were assigned to the unknown category.

(YUDYFRND, YUHOFRND, YUIHFRND, YUMHFRND, YURSFND, YUTPFND)

SMHFRND2

Len : 1 RC-REV YTH LST RCVD SP MH SVC IN PY BC PROB W/FRND

	Freq	Pct
. = No Trt/Unknwn Reason/Aged 18+ (See comment above).....	31947	97.12
0 = Reason Not Indicated (Otherwise).....	826	2.51
1 = Reason Indicated (Any source variable=1,3)	120	0.36

The following variable, SMHOTPP2, indicates whether a respondent received their most recent mental health services from at least one specialty mental health source in the past year because they had problems with people other than family or friends. This recode was created by examination of the following source variables: stayed overnight in hospital (YUHOOTPP), residential treatment center (YURSOTPP), or visited a day treatment program (YUDYOTPP), mental health center (YUMHOTPP), private therapist (YUTPOTPP), or received treatment from an in-home therapist (YUIHOTPP) because they had problems with other people other than family or friends, as well as the write-in other-specify variables: most important reason for staying overnight in a hospital, residential treatment center, or visits to a day treatment program, mental health center, private therapist, or received treatment from an in-home therapist because they had problems with other people other than family or friends. A respondent was classified as having indicated that they received mental health services for this reason if any of the above source variables=1, 3 or if any of the write-in other-specify variables indicated problems with others. Adults that did not report receiving services from any of the 6 specialty sources in the past year, and youths that reported receiving services in the past year, but did not indicate a valid reason for receiving services at any of these locations were assigned to the unknown category.

(YUDYOTPP, YUHOOTPP, YUIHOTPP, YUMHOTPP, YURSOTPP, YUTPOTPP)

SMHOTPP2

Len : 1 RC-YTH RCVD LST SPC MH SRVC IN PY B/C PRB W/ OTH PERS

	Freq	Pct
. = No Trt/Unknwn Reason/Aged 18+ (See comment above).....	31948	97.13
0 = Reason Not Indicated (Otherwise).....	882	2.68
1 = Reason Indicated (See comment above)	63	0.19

RECODED YOUTH MENTAL HEALTH SERVICE UTILIZATION

The following variable, SMHSCHL2, indicates whether a respondent received their most recent mental health services from at least one specialty mental health source in the past year because they had problems at school. This recode was created by examination of the following source variables: stayed overnight in hospital (YUHOSCHL), residential treatment center (YURSSCHL), or visited a day treatment program (YUDYSCHL), mental health center (YUMHSCHL), private therapist (YUTPSCHL), or received treatment from an in-home therapist (YUIHSCHL) because they had problems at school. None of the write-in other-specify values were applicable for this variable. Adults, youths that did not report receiving services from any of the 6 specialty sources in the past year, and youths that reported receiving services in the past year, but did not indicate a valid reason for receiving services at any of these locations were assigned to the unknown category.

(YUDYSCHL, YUHOSCHL, YUIHSCHL, YUMHSCHL, YURSSCHL, YUTPSCHL)

SMHSCHL2 Len : 1 RC-REV YTH LST RCVD SP MH SVC IN PY BC PROB AT SCH

	Freq	Pct
. = No Trt/Unknwn Reason/Aged 18+ (See comment above).....	31943	97.11
0 = Reason Not Indicated (Otherwise).....	784	2.38
1 = Reason Indicated (Any source variable=1,3).....	166	0.50

The following variable, SMHMEND2, indicates whether a respondent received their most recent mental health services from at least one specialty mental health source in the past year because they had a diagnosed mental disorder. This recode was created based only on responses to other-specify write-in variables: most important reason for staying overnight in a hospital, residential treatment center, or visited a day treatment program, mental health center, private therapist, or received treatment from an in-home therapist was because they had a diagnosed mental disorder. A respondent was classified as having indicated that they received mental health services for this reason if any of the above other-specify variables indicated reasons related to mental disorders. Adults, youths that did not report receiving services from any of the 6 specialty sources in the past year, and youths that reported receiving services in the past year, but did not indicate a valid reason for receiving services at any of these locations were assigned to the unknown category.

SMHMEND2 Len : 1 RC-YTH RCVD LAST SPEC MH SRVC IN PY B/C DIAG MNTL DIS

	Freq	Pct
. = No Trt/Unknwn Reason/Aged 18+ (See comment above).....	31966	97.18
0 = Reason Not Indicated (Otherwise).....	893	2.71
1 = Reason Indicated (See comment above).....	34	0.10

The following variable, SMHOTH3, indicates whether a respondent received their most recent mental health services from at least one specialty mental health source in the past year because of some other reason. This recode was created based only on responses to other-specify write-in variables: most important reason for staying overnight in a hospital, residential treatment center, or visited a day treatment program, mental health center, private therapist, or received treatment from an in-home therapist because of some other reason. A respondent was classified as having indicated that they received mental health services for this reason if any of the above other-specify variables indicated some other reason. Adults, youths that did not report receiving services from any of the 6 specialty sources in the past year, and youths that reported receiving services in the past year, but did not indicate a valid reason for receiving services at any of these locations were assigned to the unknown category.

SMHOTH3 Len : 1 RC-YTH RCVD LAST SPEC MH SRVC IN PY B/C OTHER REASONS

	Freq	Pct
. = No Trt/Unknwn Reason/Aged 18+ (See comment above).....	31960	97.16
0 = Reason Not Indicated (Otherwise).....	815	2.48
1 = Reason Indicated (See comment above).....	118	0.36

NOTE: The following 13 variables contain the reasons youths last talked with their school social worker, school psychologist, or school counselor in the past year. These variables are not comparable with variables named SHCNXXX in NSDUHs prior to 2009 due to questionnaire changes in the Youth Mental Health Utilization module. During the 2017 NSDUH, updates were made to classify certain patterns of responses as 'Reason Not Indicated' rather than 'No Trt/Unknwn Reason/Aged 18+'. Due to the small impact on the estimates, these variables are still considered comparable to prior years and were not renamed. Starting with the 2017 Detailed Tables, the reasons youths last talked with their school social worker, school psychologist, or school counselor in the past year estimates in 2016 and later years are based on these updated versions. As a result, the 2016 estimates presented in the 2017 Detailed Tables may differ from previously published estimates.

The following variables, SHSWXXX, indicate whether a respondent last talked with their school social worker, school psychologist, or school counselor in the past year because of respective reasons. Youths were assigned a "Reason not indicated" for the specific reason if they did not indicate that specific reason for their last talk with their school social worker, school psychologist, or school counselor (YUSWXXXX=6) but did indicate one of the other 12 reasons. Adults, youths that did not report or had unknown information about receiving services from a school social worker, school psychologist, or school counselor in the past year, and youths that reported receiving services in the past year, but did not indicate any valid reason for receiving services were assigned to the unknown category.

(YUSWSUIC)

SHWSUIC Len : 1 RC-YTH LAST TLKD W/ SCH SOC WRKR IN PY B/C TRIED SUIC

	Freq	Pct
. = No/Unkn Trt/Unkn Reas/Aged 18+ (See comment above).....	32330	98.29
0 = Reason Not Indicated (See comment above).....	482	1.47
1 = Reason Indicated (YUSWSUIC=1,3).....	81	0.25

RECORDED YOUTH MENTAL HEALTH SERVICE UTILIZATION

(YUSWDEPR)
SHSWDPR

Len : 1 RC-YTH LAST TLKD W/ SCH SOC WRKR IN PY B/C DEPRESSED		
	Freq	Pct
. = No/Unkn Trt/Unkn Reas/Aged 18+ (See comment above SHSWSUI).....	32330	98.29
0 = Reason Not Indicated (See comment above SHSWSUI)	298	0.91
1 = Reason Indicated (YUSWDEPR=1,3)	265	0.81

(YUSWFEAR)
SHSWFEA

Len : 1 RC-YTH LAST TLKD W/ SCH SOC WRKR IN PY B/C AFRD/TENSE		
	Freq	Pct
. = No/Unkn Trt/Unkn Reas/Aged 18+ (See comment above SHSWSUI).....	32330	98.29
0 = Reason Not Indicated (See comment above SHSWSUI)	396	1.20
1 = Reason Indicated (YUSWFEAR=1,3)	167	0.51

(YUSWBKRU)
SHSWBRK

Len : 1 RC-YTH LAST TLKD W/ SCH SOC WRKR IN PY B/C BROKE RULE		
	Freq	Pct
. = No/Unkn Trt/Unkn Reas/Aged 18+ (See comment above SHSWSUI).....	32330	98.29
0 = Reason Not Indicated (See comment above SHSWSUI)	486	1.48
1 = Reason Indicated (YUSWBKRU=1,3)	77	0.23

(YUSWEATP)
SHSWEAT

Len : 1 RC-YTH LAST TLKD W/ SCH SOC WRKR IN PY B/C EATNG PROB		
	Freq	Pct
. = No/Unkn Trt/Unkn Reas/Aged 18+ (See comment above SHSWSUI).....	32330	98.29
0 = Reason Not Indicated (See comment above SHSWSUI)	537	1.63
1 = Reason Indicated (YUSWEATP=1,3).....	26	0.08

(YUSWANGR)
SHSWANGR

Len : 1 RC-YTH LAST TLKD W/ SCH SOC WRKR IN PY B/C ANGR CNTRL		
	Freq	Pct
. = No/Unkn Trt/Unkn Reas/Aged 18+ (See comment above SHSWSUI).....	32331	98.29
0 = Reason Not Indicated (See comment above SHSWSUI)	531	1.61
1 = Reason Indicated (YUSWANGR=1,3)	31	0.09

(YUSWFITE)
SHSWFITE

Len : 1 RC-YTH LAST TLKD W/ SCH SOC WRKR IN PY B/C PHYS FIGHT		
	Freq	Pct
. = No/Unkn Trt/Unkn Reas/Aged 18+ (See comment above SHSWSUI).....	32331	98.29
0 = Reason Not Indicated (See comment above SHSWSUI)	548	1.67
1 = Reason Indicated (YUSWFITE=1,3)	14	0.04

(YUSWFMLY)
SHSWFMLY

Len : 1 RC-YTH LAST TLKD W/ SCH SOC WKR IN PY B/C HME/FAM PRB		
	Freq	Pct
. = No/Unkn Trt/Unkn Reas/Aged 18+ (See comment above SHSWSUI).....	32331	98.29
0 = Reason Not Indicated (See comment above SHSWSUI)	487	1.48
1 = Reason Indicated (YUSWFMLY=1,3 or home/fam prob).....	75	0.23

(YUSWFRND)
SHSWFRND

Len : 1 RC-YTH LAST TLKD W/ SCH SOC WRKR IN PY B/C FRND PROB		
	Freq	Pct
. = No/Unkn Trt/Unkn Reas/Aged 18+ (See comment above SHSWSUI).....	32331	98.29
0 = Reason Not Indicated (See comment above SHSWSUI)	471	1.43
1 = Reason Indicated (YUSWFRND=1,3).....	91	0.28

(YUSWOTPP)
SHSWOTPP

Len : 1 RC-YTH LAST TLKD W/ SCH SOC WRKR IN PY B/C PRB W/ OTH		
	Freq	Pct
. = No/Unkn Trt/Unkn Reas/Aged 18+ (See comment SHSWSUI)	32331	98.29
0 = Reason Not Indicated (See comment above SHSWSUI)	519	1.58
1 = Reason Indicated(YUSWOTPP=1,3 or problem w/others).....	43	0.13

RECODED YOUTH MENTAL HEALTH SERVICE UTILIZATION

(YUSWSCHL)
SHSWSCHL

Len : 1 RC-YTH LAST TLKD W/ SCH SOC WRKR IN PY B/C SCHL PROB

	Freq	Pct
. = No/Unkn Trt/Unkn Reas/Aged 18+ (See comment above SHSWSUI).....	32331	98.29
0 = Reason Not Indicated (See comment above SHSWSUI)	429	1.30
1 = Reason Indicated (YUSWSCHL=1,3)	133	0.40

NOTE: The following two variables indicate whether a respondent last talked with their school social worker, school psychologist, or school counselor in the past year because they had a self-reported mental disorder or because of some other reason. In addition to the changes described in the note above SHSWSUI, further updates were made to these two variables during the 2017 NSDUH. These updates recategorized three OTHER, specify levels from 'some other reason' to 'self-reported mental disorder'. Due to the small combined impact of both changes on the estimates, these variables are still considered comparable to prior years and were not renamed. Starting with the 2017 Detailed Tables, the reasons youths last talked with their school social worker, school psychologist, or school counselor in the past year estimates in 2016 and later years are based on these updated versions. As a result, the 2016 estimates presented in the 2017 Detailed Tables may differ from previously published estimates.

SHSWMEND

Len : 1 RC-YTH LAST TLKD W/ SCH SOC WRK IN PY B/C SR MNTL DISDR

	Freq	Pct
. = No/Unkn Trt/Unkn Reas/Aged 18+ (See comment above SHSWSUI).....	32337	98.31
0 = Reason Not Indicated (See comment above SHSWSUI)	551	1.68
1 = Reason Indicated (Diagnosed with mental disorder).....	5	0.02

For the following variable, SHSWOTH2, a respondent was classified as having indicated that they talked with school social worker for some other reason.

SHSWOTH2

Len : 1 RC-YTH LAST TLKD W/ SCH SOC WRKR IN PY B/C OTH REASON

	Freq	Pct
. = No/Unkn Trt/Unkn Reas/Aged 18+ (See comment above SHSWSUI).....	32337	98.31
0 = Reason Not Indicated (See comment above SHSWSUI)	508	1.54
1 = Reason Indicated (Indicated some other reason).....	48	0.15

NOTE: The following 13 variables contain the reasons youths last talked with their family doctor or pediatrician in the past year. During the 2017 NSDUH, updates were made to classify certain patterns of responses as 'Reason Not Indicated' rather than 'No Trt/Unknwn Reason/Aged 18+'. Due to the small impact on the estimates, these variables are still considered comparable to prior years and were not renamed. Starting with the 2017 Detailed Tables, the reasons youths last talked with their family doctor or pediatrician in the past year estimates in 2016 and later years are based on these updated versions. As a result, the 2016 estimates presented in the 2017 Detailed Tables may differ from previously published estimates.

The following variables, FDOCXXX, indicate whether a respondent last talked with their family doctor or pediatrician in the past year because of respective reasons. Youths were assigned a "Reason not indicated" for the specific reason if they did not indicate that specific reason for their last talk with their family doctor or pediatrician (YUFDXXX=6) but did indicate one of the other 12 reasons. Adults, youths that did not report or had unknown information about receiving services from a family doctor or pediatrician in the past year, and youths that reported receiving services in the past year, but did not indicate any valid reason for receiving services were assigned to the unknown category.

(YUFDSUIC)
FDOCSUI

Len : 1 RC-YTH LAST SAW FAM DOC IN PY B/C TRIED SUIC

	Freq	Pct
. = No/Unkn Trt/Unkn Reas/Aged 18+ (See comment above).....	32696	99.40
0 = Reason Not Indicated (See comment above).....	152	0.46
1 = Reason Indicated (YUFDSUIC=1,3)	45	0.14

(YUFDDEPR)
FDOCDPR

Len : 1 RC-YTH LAST SAW FAM DOC IN PY B/C DEPRESSED

	Freq	Pct
. = No/Unkn Trt/Unkn Reas/Aged 18+ (See comment above FDOCSUI)	32696	99.40
0 = Reason Not Indicated (See comment above FDOCSUI).....	85	0.26
1 = Reason Indicated (YUFDDEPR=1,3)	112	0.34

(YUFDFEAR)
FDOCFEA

Len : 1 RC-YTH LAST SAW FAM DOC IN PY B/C AFRAID/TENSE

	Freq	Pct
. = No/Unkn Trt/Unkn Reas/Aged 18+ (See comment above FDOCSUI)	32696	99.40
0 = Reason Not Indicated (See comment above FDOCSUI).....	120	0.36
1 = Reason Indicated (YUFDFEAR=1,3)	77	0.23

RECODED YOUTH MENTAL HEALTH SERVICE UTILIZATION

(YUFDBKRU)
FDOCBRK

Len : 1	RC-YTH LAST SAW FAM DOC IN PY B/C BROKE RULES		
	. = No/Unkn Trt/Unkn Reas/Aged 18+ (See comment above FDOCSUI)	Freq	Pct
	0 = Reason Not Indicated (See comment above FDOCSUI).....	32696	99.40
	1 = Reason Indicated (YUFDBKRU=1,3)	179	0.54
		18	0.05

(YUFDEATP)
FDOCEAT

Len : 1	RC-YTH LAST SAW FAM DOC IN PY B/C EATING PROBS		
	. = No/Unkn Trt/Unkn Reas/Aged 18+ (See comment above FDOCSUI)	Freq	Pct
	0 = Reason Not Indicated (See comment above FDOCSUI).....	32696	99.40
	1 = Reason Indicated (YUFDEATP=1,3)	164	0.50
		33	0.10

(YUFDANGR)
FDOCANGR

Len : 1	RC-YTH LAST SAW FAM DOC IN PY B/C ANGER CONTROL		
	. = No/Unkn Trt/Unkn Reas/Aged 18+ (See comment above FDOCSUI)	Freq	Pct
	0 = Reason Not Indicated (See comment above FDOCSUI).....	32696	99.40
	1 = Reason Indicated (YUFDANGR=1,3)	189	0.57
		8	0.02

(YUFDFITE)
FDOCFITE

Len : 1	RC-YTH LAST SAW FAM DOC IN PY B/C PHYS FIGHT		
	. = No/Unkn Trt/Unkn Reas/Aged 18+ (See comment above FDOCSUI)	Freq	Pct
	0 = Reason Not Indicated (See comment above FDOCSUI).....	32696	99.40
	1 = Reason Indicated (YUFDFITE=1,3).....	195	0.59
		2	0.01

(YUFDFMLY)
FDOCFMLY

Len : 1	RC-YTH LAST SAW FAM DOC IN PY B/C HOME/FAM PROB		
	. = No/Unkn Trt/Unkn Reas/Aged 18+ (See comment above FDOCSUI)	Freq	Pct
	0 = Reason Not Indicated (See comment above FDOCSUI).....	32696	99.40
	1 = Reason Indicated (YUFDFMLY=1,3 or home/fam prob).....	187	0.57
		10	0.03

(YUFDFRND)
FDOCFRND

Len : 1	RC-YTH LAST SAW FAM DOC IN PY B/C PROB W/ FRND		
	. = No/Unkn Trt/Unkn Reas/Aged 18+ (See comment above FDOCSUI)	Freq	Pct
	0 = Reason Not Indicated (See comment above FDOCSUI).....	32696	99.40
	1 = Reason Indicated (YUFDFRND=1,3).....	188	0.57
		9	0.03

(YUFDOTPP)
FDOCOTPP

Len : 1	RC-YTH LAST SAW FAM DOC IN PY B/C PROB W/ OTHER PERS		
	. = No/Unkn Trt/Unkn Reas/Aged 18+ (See comment above FDOCSUI)	Freq	Pct
	0 = Reason Not Indicated (See comment above FDOCSUI).....	32696	99.40
	1 = Reason Indicated(YUFDOTPP=1,3 or problem w/others).....	193	0.59
		4	0.01

(YUFDSCHL)
FDOCSCHL

Len : 1	RC-YTH LAST SAW FAM DOC IN PY B/C PROB AT SCH		
	. = No/Unkn Trt/Unkn Reas/Aged 18+ (See comment above FDOCSUI)	Freq	Pct
	0 = Reason Not Indicated (See comment above FDOCSUI).....	32696	99.40
	1 = Reason Indicated (YUFDSCHL=1,3)	173	0.53
		24	0.07

RECODED YOUTH MENTAL HEALTH SERVICE UTILIZATION

NOTE: The following two variables indicate whether a respondent last talked with their family doctor or pediatrician in the past year because they had a self-reported mental disorder or because of some other reason. In addition to the changes described in the note above FDOCSUI, further updates were made to these two variables during the 2017 NSDUH. These updates recategorized three OTHER, specify levels from 'some other reason' to 'self-reported mental disorder'. Due to the small combined impact of both changes on the estimates, these variables are still considered comparable to prior years and were not renamed. Starting with the 2017 Detailed Tables, the reasons youths last talked with their family doctor or pediatrician in the past year estimates in 2016 and later years are based on these updated versions. As a result, the 2016 estimates presented in the 2017 Detailed Tables may differ from previously published estimates.

FDOCMEND Len : 1 RC-YTH LAST SAW FAM DOC IN PY B/C SR MNTL DISDR

	Freq	Pct
. = No/Unkn Trt/Unkn Reason/Aged 18+ (See comment above FDOCSUI)	32697	99.40
0 = Reason Not Indicated (See comment above FDOCSUI).....	185	0.56
1 = Reason Indicated (Diagnosed with mental disorder).....	11	0.03

For the following variable, FDOCOTH2, a respondent was classified as having indicated that they talked with their family doctor or pediatrician for some other reason.

FDOCOTH2 Len : 1 RC-YTH LAST SAW FAM DOC IN PY B/C OTHER REASONS

	Freq	Pct
. = No/Unkn Trt/Unkn Reason/Aged 18+ (See comment above FDOCSUI)	32697	99.40
0 = Reason Not Indicated (See comment above FDOCSUI).....	182	0.55
1 = Reason Indicated (See comment above)	14	0.04

NOTE: The following four variables were created by using a combination of variables from the following sections: Recoded Youth Mental Health Service Utilization and Recoded Drug Treatment. Specifications on how the individual Recoded Youth Mental Health Service Utilization variables were defined can be found above. Specifications on how the individual Recoded Drug Treatment variable was defined can be found in the Recoded Drug Treatment section.

The following four variables were created based on three source variables: received specialty mental health services in the past year (ANYSMH2), received non-specialty mental health services in the past year (ANYNSMH), and received substance use treatment at a specialty facility in the past year (TXYRSPILAL).

The following variable, YMHOSPTX, indicates whether a youth reported receiving mental health services in the past year or substance use treatment at a specialty facility in the past year. A respondent was assigned a positive response if they were 12 to 17 years old and received specialty/non-specialty mental health services, or received substance use treatment at a specialty facility in the past year (AGE2=1-6 and ((ANYSMH2=1 or ANYNSMH=1) or TXYRSPILAL=1)). A respondent was assigned a negative response if they were 12 to 17 years old and did not receive specialty or non-specialty mental health services, and did not receive substance use treatment at a specialty facility in the past year (AGE2=1-6 and (ANYSMH2=0 and ANYNSMH=0) and TXYRSPILAL=0).

(ANYSMH, ANYSMH2, TXYRSPILAL)

YMHOSPTX Len : 1 RC-YOUTH: RCVD MH SRVC OR SUB TRT AT SPEC FAC IN PST YR

	Freq	Pct
. = Unknown/Aged 18+ (Otherwise).....	27312	83.03
0 = No MH & No Sub Trt (see comment above)	4012	12.20
1 = MH or Sub Trt at Spc Fac (see comment above).....	1569	4.77

The following variable, YMHNSPTX, indicates whether a youth reported receiving mental health services in the past year but not substance use treatment at a specialty facility in the past year. A respondent was assigned a positive response if they were 12 to 17 years old and received specialty or non-specialty mental health services, but did not receive substance use treatment at a specialty facility in the past year (AGE2=1-6 and (ANYSMH2=1 or ANYNSMH=1) and TXYRSPILAL=0). A respondent was assigned a negative response if they were 12 to 17 years old and they either did not receive specialty or non-specialty mental health services, or they received substance use treatment at a specialty facility in the past year (AGE2=1-6 and ((ANYSMH2=0 and ANYNSMH=0) or TXYRSPILAL=1)).

(ANYSMH, ANYSMH2, TXYRSPILAL)

YMHNSPTX Len : 1 RC-YOUTH: RCVD MH SRVC BUT NOT SUB TRT AT SPEC FAC IN PST YR

	Freq	Pct
. = Unknown/Aged 18+ (Otherwise).....	27312	83.03
0 = Otherwise (See comment above)	4025	12.24
1 = Mental Health Srv Only (see comment above).....	1556	4.73

RECODED YOUTH MENTAL HEALTH SERVICE UTILIZATION

The following variable, YSPTXNMH, indicates whether a youth reported receiving substance use treatment at specialty facility in the past year but not receiving mental health services in the past year. A respondent was assigned a positive response if they were 12 to 17 years old and did not receive specialty or non-specialty mental health services, but did receive substance use treatment at a specialty facility in the past year (AGE2=1-6 and (ANYSMH2=0 and ANYNSMH=0) and TXYRSPILAL=1). A respondent was assigned a negative response if they were 12 to 17 years old and either received specialty or non-specialty mental health services, or they did not receive substance use treatment at a specialty facility in the past year (AGE2=1-6 and ((ANYSMH2=1 or ANYNSMH=1) or TXYRSPILAL=0)).

(ANYSMH, ANYSMH2, TXYRSPILAL)

YSPTXNMH

Len : 1 RC-YOUTH: RCVD SUB TRT AT SPEC FAC BUT NOT MH SRVC IN PST YR

	Freq	Pct
. = Unknown/Aged 18+ (Otherwise).....	27171	82.60
0 = Otherwise (see comment above).....	5718	17.38
1 = Sub Trt at Spc Fac Only (see comment above).....	4	0.01

The following variable, YMHASPTX, indicates whether a youth reported receiving both mental treatment services and substance use treatment at specialty facility in the past year. A respondent was assigned a positive response if they were 12 to 17 years old and received specialty or non-specialty mental health services, and received substance use treatment at a specialty facility in the past year (AGE2=1-6 and (ANYSMH2=1 or ANYNSMH=1) and TXYRSPILAL=1). A respondent was assigned a negative response if they were 12 to 17 years old and did not receive specialty or non-specialty mental health services, or did not receive substance use treatment at a specialty facility in the past year (AGE2=1-6 and ((ANYSMH2=0 and ANYNSMH=0) or TXYRSPILAL=0)).

(ANYSMH, ANYSMH2, TXYRSPILAL)

YMHASPTX

Len : 1 RC-YOUTH: RCVD BOTH MH SRVC AND SUB TRT AT SPEC FAC IN PY

	Freq	Pct
. = Unknown/Aged 18+ (Otherwise).....	27171	82.60
0 = Otherwise (see comment above).....	5714	17.37
1 = MH Srvc & Sub Trt at Spc Fac(see comment above).....	8	0.02

ADOLESCENT DEPRESSION

ADOLESCENT DEPRESSION

The values in this section may be inconsistent with values for variables in other sections of the interview. Items in this section were edited when respondents legitimately skipped out of these items based on prior answers in earlier sections. Otherwise, variables in one section of the interview generally were not edited to make them consistent with variables in another section of the interview. This note applies to variables in this section marked by a¹.

Have you ever in your life had a period of time lasting several days or longer when most of the day you felt sad, empty, or depressed?

(YDS21)

YODPREV¹

Len : 2 EVER HAD SEVERAL DAYS WHRE FELT SAD/EMPTY/DEPRSSD

	Freq	Pct
1 = Yes.....	2837	8.62
2 = No.....	2776	8.44
85 = BAD DATA Logically assigned.....	1	0.00
94 = DON'T KNOW.....	53	0.16
97 = REFUSED.....	41	0.12
98 = BLANK (NO ANSWER).....	15	0.05
99 = LEGITIMATE SKIP.....	27170	82.60

Have you ever had a period of time lasting several days or longer when most of the day you felt very discouraged or hopeless about how things were going in your life?

(YDS22)

YODSCEV¹

Len : 2 EVER HAD PER OF TIME WHERE FELT DISCRGD OR HPELSS

	Freq	Pct
1 = Yes.....	224	0.68
2 = No.....	2561	7.79
94 = DON'T KNOW.....	44	0.13
97 = REFUSED.....	41	0.12
98 = BLANK (NO ANSWER).....	16	0.05
99 = LEGITIMATE SKIP.....	30007	91.23

Have you ever had a period of time lasting several days or longer when you lost interest and became bored with most things you usually enjoy, like work, hobbies, and personal relationships?

(YDS23)

YOLOSEV¹

Len : 2 EVER HAD PER OF TIME LST INTRST IN ENJOYABLE THGS

	Freq	Pct
1 = Yes.....	389	1.18
2 = No.....	2188	6.65
94 = DON'T KNOW.....	38	0.12
97 = REFUSED.....	30	0.09
98 = BLANK (NO ANSWER).....	17	0.05
99 = LEGITIMATE SKIP.....	30231	91.91

During times when you felt sad, empty, or depressed most of the day, did you ever feel discouraged about how things were going in your life?

(YD01)

YODPDISC¹

Len : 2 FEEL DISCRGD ABOUT LIFE WHEN SAD/EMPTY/DEPRESSED

	Freq	Pct
1 = Yes.....	2488	7.56
2 = No.....	326	0.99
85 = BAD DATA Logically assigned.....	1	0.00
94 = DON'T KNOW.....	19	0.06
97 = REFUSED.....	4	0.01
98 = BLANK (NO ANSWER).....	65	0.20
99 = LEGITIMATE SKIP.....	29990	91.17

ADOLESCENT DEPRESSION

During the times when you felt sad, empty, or depressed, did you ever lose interest and become really bored with most things like school, work, hobbies, and other things that are usually fun for you, like listening to music, watching TV, movies, or sports, playing computer games, or going out with friends?

(YD01A, YD01B)
YODPLSIN¹

Len : 2 EVER LOSE INT IN THINGS WHEN SAD/EMPTY/DEPRESSED		Freq	Pct
1 = Yes.....		2132	6.48
2 = No.....		689	2.09
85 = BAD DATA Logically assigned.....		1	0.00
94 = DON'T KNOW.....		12	0.04
97 = REFUSED.....		4	0.01
98 = BLANK (NO ANSWER).....		65	0.20
99 = LEGITIMATE SKIP.....		29990	91.17

During times when you felt discouraged about how things were going in your life, did you ever lose interest and become really bored with most things like school, work, hobbies, and other things that are usually fun for you, like listening to music, watching TV, movies, or sports, playing computer games, or going out with friends?

(YD02)
YODSL2WK¹

Len : 2 EVER LOSE INT IN THGS WHEN FEELING DISCOURGAGED		Freq	Pct
1 = Yes.....		123	0.37
2 = No.....		100	0.30
94 = DON'T KNOW.....		1	0.00
98 = BLANK (NO ANSWER).....		72	0.22
99 = LEGITIMATE SKIP.....		32597	99.10

Did you ever have a period of time like this that lasted most of the day almost every day for two weeks or longer?

(YD09)
YOLS12WK¹

Len : 2 PERIOD OF TIME LASTED EVERY DAY FOR 2 WKS /LNGR		Freq	Pct
1 = Yes.....		58	0.18
2 = No.....		320	0.97
94 = DON'T KNOW.....		11	0.03
98 = BLANK (NO ANSWER).....		85	0.26
99 = LEGITIMATE SKIP.....		32419	98.56

Think about the times when you [FEELFILL]. Did you ever have a period of time like this that lasted most of the day, almost every day, for two weeks or longer?

(YD12)
YODPR2WK¹

Len : 2 TIME WHEN [FEELFILL] LSTD EVRYDY 2 WKS OR LNGR		Freq	Pct
1 = Yes.....		2000	6.08
2 = No.....		1030	3.13
85 = BAD DATA Logically assigned.....		1	0.00
94 = DON'T KNOW.....		30	0.09
97 = REFUSED.....		1	0.00
98 = BLANK (NO ANSWER).....		71	0.22
99 = LEGITIMATE SKIP.....		29760	90.48

Think of times lasting two weeks or longer when [NUMPROBS] with your mood [WASWERE] most severe and frequent. During those times, how long did your [FEELNOUN] usually last?

(YD16)
YOWRHRS¹

Len : 2 TIME THAT MOST SEVERE/FREQUENT MOOD LASTED		Freq	Pct
1 = Less than 1 hour.....		204	0.62
2 = At least 1 hour but no more than 3 hours.....		544	1.65
3 = At least 3 hours but no more than 5 hours.....		533	1.62
4 = 5 hours or more.....		748	2.27
85 = BAD DATA Logically assigned.....		1	0.00
94 = DON'T KNOW.....		22	0.07
97 = REFUSED.....		7	0.02
98 = BLANK (NO ANSWER).....		126	0.38
99 = LEGITIMATE SKIP.....		30708	93.36

ADOLESCENT DEPRESSION

Still thinking of times lasting two weeks or longer when [NUMPROBS] with your mood [WASWERE] most severe and frequent, how strong were your bad feelings during those times?

(YD17)

YOWRDST¹

Len : 2 HOW STRONG WERE BAD FEELINGS DURING 2 WKS

	Freq	Pct
1 = Mild	214	0.65
2 = Moderate.....	775	2.36
3 = Severe	622	1.89
4 = Very Severe	210	0.64
94 = DON'T KNOW	26	0.08
97 = REFUSED	7	0.02
98 = BLANK (NO ANSWER)	127	0.39
99 = LEGITIMATE SKIP.....	30912	93.98

Again, think of times lasting two weeks or longer when [NUMPROBS] with your mood [WASWERE] most severe and frequent.

How often, during those times, did you feel so bad that nothing could cheer you up?

(YD18)

YOWRCHR¹

Len : 2 BAD FEELINGS SO SEVERE NOTHING COULD CHEER YOU UP

	Freq	Pct
1 = Often.....	528	1.61
2 = Sometimes	853	2.59
3 = Not very often.....	345	1.05
4 = Never	111	0.34
94 = DON'T KNOW	14	0.04
97 = REFUSED	3	0.01
98 = BLANK (NO ANSWER)	127	0.39
99 = LEGITIMATE SKIP.....	30912	93.98

Once again, please think of times lasting two weeks or longer when [NUMPROBS] with your mood [WASWERE] most severe and frequent.

How often, during those times, did you feel so bad that you could not carry out your daily activities?

(YD19)

YOWRIMP¹

Len : 2 MOOD SO SEVERE COULDN'T DO DLY ACTIVITIES

	Freq	Pct
1 = Often.....	395	1.20
2 = Sometimes	680	2.07
3 = Not very often.....	480	1.46
4 = Never	284	0.86
94 = DON'T KNOW	12	0.04
97 = REFUSED	3	0.01
98 = BLANK (NO ANSWER)	127	0.39
99 = LEGITIMATE SKIP.....	30912	93.98

People who have problems with their mood often have other problems at the same time. These problems may include things like changes in:

- sleep
- eating
- energy
- the ability to keep their mind on things
- feeling badly about themselves

Did you ever have any of these problems during a period of time when you [FEELFILL] for two weeks or longer?

(YD21)

YODPPROB¹

Len : 2 EVER HAVE OTH PRBLMS DURING 2 WKS OR LONGER

	Freq	Pct
1 = Yes.....	1492	4.54
2 = No.....	312	0.95
94 = DON'T KNOW	10	0.03
97 = REFUSED	4	0.01
98 = BLANK (NO ANSWER)	127	0.39
99 = LEGITIMATE SKIP.....	30948	94.09

ADOLESCENT DEPRESSION

Think again about these other problems we just mentioned. They include things like changes in:

- sleep
- eating
- energy
- the ability to keep their mind on things
- feeling badly about themselves

Can you think of the worst time when you [FEELFILL] for two weeks or longer and also had these other problems at the same time?

(YD22)

YOWRPROB¹

Len : 2 ONE PARTICULAR TIME THAT IS THE WORST ONE EVER

	Freq	Pct
1 = Yes.....	1246	3.79
2 = No.....	233	0.71
94 = DON'T KNOW.....	8	0.02
97 = REFUSED.....	4	0.01
98 = BLANK (NO ANSWER).....	142	0.43
99 = LEGITIMATE SKIP.....	31260	95.04

How old were you when that worst period of time started?

Then think of the most recent time you [FEELFILL] for two weeks or longer and you had these other problems at the same time.

How old were you when that time started?

(YD22A, YD22C)

YOWRAGE¹

Len : 3 AGE WHEN WORST PERIOD OF TIME STARTED

	Freq	Pct
RANGE = 1 - 17.....	1439	4.37
985 = BAD DATA Logically assigned.....	1	0.00
994 = DON'T KNOW.....	41	0.12
997 = REFUSED.....	10	0.03
998 = BLANK (NO ANSWER).....	142	0.43
999 = LEGITIMATE SKIP.....	31260	95.04

In answering the next questions, think about the period of time/most recent period of time when your [FEELNOUN] and other problems were the worst.

During that time, did you feel sad, empty, or depressed for most of the day nearly every day?

(YD24A)

YOWRDEPR¹

Len : 2 WHEN PRBLMS WORST FELT SAD/EMPTY/DPRSD EVERY DAY

	Freq	Pct
1 = Yes.....	1156	3.51
2 = No.....	314	0.95
94 = DON'T KNOW.....	16	0.05
97 = REFUSED.....	5	0.02
98 = BLANK (NO ANSWER).....	142	0.43
99 = LEGITIMATE SKIP.....	31260	95.04

During that [TIMEFILL] period of time, did you feel discouraged about how things were going in your life most of the day nearly every day?

(YD24C)

YOWRDISC¹

Len : 2 WHEN PRBLMS WRST FELT DISCRGED ABT LIFE EVERY DAY

	Freq	Pct
1 = Yes.....	1226	3.73
2 = No.....	252	0.77
94 = DON'T KNOW.....	10	0.03
97 = REFUSED.....	3	0.01
98 = BLANK (NO ANSWER).....	142	0.43
99 = LEGITIMATE SKIP.....	31260	95.04

ADOLESCENT DEPRESSION

During that [TIMEFILL] period of time, did you become bored with almost everything like school, work, hobbies, and things you like to do for fun?

(YD24E)

YOWRLSIN¹

Len : 2 WHEN PRBLMS WORST LOSE INTRST IN ENJOYABLE THINGS

	Freq	Pct
1 = Yes.....	1268	3.85
2 = No.....	218	0.66
94 = DON'T KNOW.....	4	0.01
97 = REFUSED.....	1	0.00
98 = BLANK (NO ANSWER).....	142	0.43
99 = LEGITIMATE SKIP.....	31260	95.04

During that [TIMEFILL] period of time, did you feel like nothing was fun even when good things were happening?

(YD24F)

YOWRPLSR¹

Len : 2 WHEN PRBLMS WORST FEEL NO FUN IN GOOD THINGS

	Freq	Pct
1 = Yes.....	1089	3.31
2 = No.....	391	1.19
94 = DON'T KNOW.....	9	0.03
97 = REFUSED.....	2	0.01
98 = BLANK (NO ANSWER).....	142	0.43
99 = LEGITIMATE SKIP.....	31260	95.04

The next questions are about changes in appetite and weight.

In answering these questions, think about the period of time/most recent period of time when your [FEELNOUN] and other problems were the worst.

Did you eat much less than usual almost every day during that time?

(YD26A)

YOWRELES¹

Len : 2 WHEN PRBLMS WORST EAT LESS THAN USUAL EVERY DAY

	Freq	Pct
1 = Yes.....	803	2.44
2 = No.....	615	1.87
94 = DON'T KNOW.....	12	0.04
97 = REFUSED.....	2	0.01
98 = BLANK (NO ANSWER).....	145	0.44
99 = LEGITIMATE SKIP.....	31316	95.21

Did you eat much more than usual almost every day?

(YD26B)

YOWREMOR¹

Len : 2 WHEN PRBLMS WORST EAT MORE THAN USUAL EVERY DAY

	Freq	Pct
1 = Yes.....	230	0.70
2 = No.....	382	1.16
94 = DON'T KNOW.....	16	0.05
97 = REFUSED.....	1	0.00
98 = BLANK (NO ANSWER).....	145	0.44
99 = LEGITIMATE SKIP.....	32119	97.65

Did you gain weight without trying to during that [TIMEFILL] period of time?

(YD26C)

YOWRGAIN¹

Len : 2 WHEN PRBLMS WORST DID YOU GAIN WEIGHT W/O TRYING

	Freq	Pct
1 = Yes.....	213	0.65
2 = No.....	388	1.18
94 = DON'T KNOW.....	25	0.08
97 = REFUSED.....	3	0.01
98 = BLANK (NO ANSWER).....	145	0.44
99 = LEGITIMATE SKIP.....	32119	97.65

ADOLESCENT DEPRESSION

Did you gain weight without trying to because you were growing?

(YD26C1)

YOWRGROW¹

Len : 2 WHEN PRBLMS WORST GAIN WGHT W/O TRYING BC GROWING

	Freq	Pct
1 = Yes.....	93	0.28
2 = No.....	110	0.33
94 = DON'T KNOW.....	10	0.03
98 = BLANK (NO ANSWER).....	173	0.53
99 = LEGITIMATE SKIP.....	32507	98.83

Did you gain weight without trying to because you were pregnant?

(YD26C2)

YOWRPREG¹

Len : 2 WHEN PRBLMS WRST GAIN WGHT W/O TRYING BC PREGNANT

	Freq	Pct
2 = No.....	90	0.27
98 = BLANK (NO ANSWER).....	86	0.26
99 = LEGITIMATE SKIP.....	32717	99.46

How many pounds did you gain?

Please enter your answer as a whole number.

(YD26D)

YOWRGNL2¹

Len : 3 WHEN PRBLMS WORST # LBS GAINED WITHOUT TRYING

	Freq	Pct
RANGE = 3 - 20.....	78	0.24
21 = 21 to 25 pounds.....	3	0.01
22 = 26 to 30 pounds.....	8	0.02
23 = 31 to 35 pounds.....	5	0.02
24 = 36 to 40 pounds.....	3	0.01
25 = 41 to 45 pounds.....	2	0.01
26 = 46 to 50 pounds.....	5	0.02
27 = 51 or more pounds.....	7	0.02
994 = DON'T KNOW.....	8	0.02
997 = REFUSED.....	1	0.00
998 = BLANK (NO ANSWER).....	173	0.53
999 = LEGITIMATE SKIP.....	32600	99.11

Did you lose weight without trying to?

(YD26E)

YOWRLOSE¹

Len : 2 WHEN PRBLMS WORST DID YOU LOSE WEIGHT W/O TRYING

	Freq	Pct
1 = Yes.....	541	1.64
2 = No.....	635	1.93
94 = DON'T KNOW.....	41	0.12
97 = REFUSED.....	2	0.01
98 = BLANK (NO ANSWER).....	147	0.45
99 = LEGITIMATE SKIP.....	31527	95.85

Did you lose weight without trying to because you were sick or on a diet?

(YD26E1)

YOWRDIET¹

Len : 2 WHEN PRBLMS WORST LOSE WGHT W/O TRYING BC SICK/DT

	Freq	Pct
1 = Yes.....	137	0.42
2 = No.....	400	1.22
94 = DON'T KNOW.....	4	0.01
98 = BLANK (NO ANSWER).....	190	0.58
99 = LEGITIMATE SKIP.....	32162	97.78

ADOLESCENT DEPRESSION

How many pounds did you lose?

Please enter your answer as a whole number.

(YD26F)

YOWRLSL2¹

Len : 3 WHEN PRBLMS WORST # LBS LOST WITHOUT TRYING

	Freq	Pct
RANGE = 0 - 20	334	1.02
21 = 21 to 25 pounds.....	9	0.03
22 = 26 to 30 pounds.....	16	0.05
23 = 31 to 35 pounds.....	2	0.01
24 = 36 to 40 pounds.....	5	0.02
26 = 46 to 50 pounds.....	4	0.01
994 = DON'T KNOW	31	0.09
997 = REFUSED	3	0.01
998 = BLANK (NO ANSWER).....	190	0.58
999 = LEGITIMATE SKIP.....	32299	98.19

Again, please think about the period of time/most recent period of time when your [FEELNOUN] and other problems were the worst.

Did you have a lot more trouble than usual falling asleep or staying asleep most nights or waking too early most mornings during that [TIMEFILL] time?

(YD26G)

YOWRSLEP¹

Len : 2 WHEN PRBLMS WORST HAVE PRBS SLEEPING/WAKING EARLY

	Freq	Pct
1 = Yes.....	1119	3.40
2 = No.....	298	0.91
94 = DON'T KNOW	13	0.04
97 = REFUSED	2	0.01
98 = BLANK (NO ANSWER)	145	0.44
99 = LEGITIMATE SKIP.....	31316	95.21

During that [TIMEFILL] period of time, did you sleep a lot more than usual?

(YD26H)

YOWRSLEP¹

Len : 2 WHEN PRBLMS WORST SLEEP A LOT MORE THAN USUAL

	Freq	Pct
1 = Yes.....	183	0.56
2 = No.....	119	0.36
94 = DON'T KNOW	10	0.03
97 = REFUSED	1	0.00
98 = BLANK (NO ANSWER)	145	0.44
99 = LEGITIMATE SKIP.....	32435	98.61

On most days during that [TIMEFILL] period of time, did you feel that you didn't have much energy?

(YD26J)

YOWRENRG¹

Len : 2 WHEN PRBLMS WORST FEEL TIRED/LOW ON ENERGY EVRYDY

	Freq	Pct
1 = Yes.....	1318	4.01
2 = No.....	110	0.33
94 = DON'T KNOW	3	0.01
97 = REFUSED	1	0.00
98 = BLANK (NO ANSWER)	145	0.44
99 = LEGITIMATE SKIP.....	31316	95.21

Did you feel as though you were talking or moving more slowly than usual on most days during that [TIMEFILL] period of time?

(YD26L)

YOWRSLOW¹

Len : 2 WHEN PRBLMS WORST TALK/MOVE SLOWER THAN USUAL

	Freq	Pct
1 = Yes.....	1030	3.13
2 = No.....	385	1.17
94 = DON'T KNOW	16	0.05
97 = REFUSED	1	0.00
98 = BLANK (NO ANSWER)	145	0.44
99 = LEGITIMATE SKIP.....	31316	95.21

ADOLESCENT DEPRESSION

Did anyone else notice that you were talking or moving more slowly than usual?

(YD26M)

YOWRSLNO¹

Len : 2 WHEN PRBLMS WORST PEOP NOTICE SLOWER THAN USUAL

	Freq	Pct
1 = Yes.....	544	1.65
2 = No.....	474	1.44
94 = DON'T KNOW.....	12	0.04
98 = BLANK (NO ANSWER).....	162	0.49
99 = LEGITIMATE SKIP.....	31701	96.38

Were you so restless or jittery that you walked up or down or couldn't sit still?

(YD26N)

YOWRJITT¹

Len : 2 WHEN PRBLMS WORST RSTLSS/JITTRY/PACING EVERYDAY

	Freq	Pct
1 = Yes.....	145	0.44
2 = No.....	250	0.76
94 = DON'T KNOW.....	7	0.02
98 = BLANK (NO ANSWER).....	145	0.44
99 = LEGITIMATE SKIP.....	32346	98.34

Did anyone else notice that you couldn't sit still?

(YD26O)

YOWRJINO¹

Len : 2 WHEN PRBLMS WRST PEOP NOTICE YOU CLD'NT SIT STILL

	Freq	Pct
1 = Yes.....	69	0.21
2 = No.....	73	0.22
94 = DON'T KNOW.....	3	0.01
98 = BLANK (NO ANSWER).....	152	0.46
99 = LEGITIMATE SKIP.....	32596	99.10

The next questions are about changes in your ability to concentrate, and your feelings about yourself.

Again, in answering these questions, think about the period of time/most recent period of time when your [FEELNOUN] and other problems were the worst.

On most days during that [TIMEFILL] time, did your thinking seem slower than usual or seem mixed up?

(YD26P)

YOWRTHOT¹

Len : 2 WHEN PRBLMS WORST THGHTS SLOWER/MIXED UP

	Freq	Pct
1 = Yes.....	1071	3.26
2 = No.....	337	1.02
94 = DON'T KNOW.....	22	0.07
97 = REFUSED.....	2	0.01
98 = BLANK (NO ANSWER).....	145	0.44
99 = LEGITIMATE SKIP.....	31316	95.21

On most days, did you have a lot more trouble than usual keeping your mind on things?

(YD26R)

YOWRCONC¹

Len : 2 WHEN PRBLMS WRST HAVE TRBLE KEEPING MIND ON THNGS

	Freq	Pct
1 = Yes.....	1202	3.65
2 = No.....	221	0.67
94 = DON'T KNOW.....	7	0.02
97 = REFUSED.....	2	0.01
98 = BLANK (NO ANSWER).....	145	0.44
99 = LEGITIMATE SKIP.....	31316	95.21

ADOLESCENT DEPRESSION

Were you unable to make up your mind about things you ordinarily have no trouble deciding about?

(YD26S)

YOWRDCSN¹

Len : 2 WHEN PRBLMS WORST UNABLE TO MAKE DECISIONS

	Freq	Pct
1 = Yes.....	878	2.67
2 = No.....	522	1.59
94 = DON'T KNOW.....	30	0.09
97 = REFUSED.....	2	0.01
98 = BLANK (NO ANSWER).....	145	0.44
99 = LEGITIMATE SKIP.....	31316	95.21

Did you feel that you were not as good as other people nearly every day?

(YD26U)

YOWRNOGD¹

Len : 2 WHEN PRBLMS WRST FEEL NOT AS GOOD AS OTHER PEOPLE

	Freq	Pct
1 = Yes.....	1222	3.72
2 = No.....	200	0.61
94 = DON'T KNOW.....	7	0.02
97 = REFUSED.....	3	0.01
98 = BLANK (NO ANSWER).....	145	0.44
99 = LEGITIMATE SKIP.....	31316	95.21

Did you feel totally worthless nearly every day?

(YD26V)

YOWRWTRH¹

Len : 2 WHEN PRBLMS WORST FEEL TOTALLY WORTHLESS EVERYDAY

	Freq	Pct
1 = Yes.....	933	2.84
2 = No.....	279	0.85
94 = DON'T KNOW.....	7	0.02
97 = REFUSED.....	3	0.01
98 = BLANK (NO ANSWER).....	155	0.47
99 = LEGITIMATE SKIP.....	31516	95.81

The next questions are about thoughts of death or suicide.

Again, in answering these questions, think about the period of time/most recent period of time when your [FEELNOUN] and other problems were the worst.

Did you often think a lot about death, either your own, someone else's, or death in general?

(YD26AA)

YOWRDLT¹

Len : 2 WHEN PRBLMS WORST THINK A LOT ABOUT DEATH

	Freq	Pct
1 = Yes.....	932	2.83
2 = No.....	481	1.46
94 = DON'T KNOW.....	7	0.02
97 = REFUSED.....	12	0.04
98 = BLANK (NO ANSWER).....	145	0.44
99 = LEGITIMATE SKIP.....	31316	95.21

During that period, did you ever think that it would be better if you were dead?

(YD26BB)

YOWRDBTR¹

Len : 2 WHEN PRBLMS WRST THINK IT WOULD BE BETTER IF DEAD

	Freq	Pct
1 = Yes.....	883	2.68
2 = No.....	522	1.59
94 = DON'T KNOW.....	9	0.03
97 = REFUSED.....	18	0.05
98 = BLANK (NO ANSWER).....	145	0.44
99 = LEGITIMATE SKIP.....	31316	95.21

ADOLESCENT DEPRESSION

Did you think about killing yourself?

(YD26CC)
YOWRSTHK¹

Len : 2 WHEN PRBLMS WORST THINK ABOUT KILLING YOURSELF		Freq	Pct
1 = Yes.....		783	2.38
2 = No.....		609	1.85
94 = DON'T KNOW.....		8	0.02
97 = REFUSED.....		32	0.10
98 = BLANK (NO ANSWER).....		145	0.44
99 = LEGITIMATE SKIP.....		31316	95.21

Did you make a plan to kill yourself?

(YD26DD)
YOWRSPLN¹

Len : 2 WHEN PRBLMS WORST MAKE A PLAN TO KILL YOURSELF		Freq	Pct
1 = Yes.....		363	1.10
2 = No.....		410	1.25
94 = DON'T KNOW.....		2	0.01
97 = REFUSED.....		8	0.02
98 = BLANK (NO ANSWER).....		185	0.56
99 = LEGITIMATE SKIP.....		31925	97.06

Did you make a suicide attempt or try to kill yourself?

(YD26EE)
YOWRSATP¹

Len : 2 WHEN PRBLMS WORST MAKE A SUICIDE ATTEMPT		Freq	Pct
1 = Yes.....		223	0.68
2 = No.....		544	1.65
94 = DON'T KNOW.....		2	0.01
97 = REFUSED.....		14	0.04
98 = BLANK (NO ANSWER).....		185	0.56
99 = LEGITIMATE SKIP.....		31925	97.06

(D_MDEA1Y)
YO_MDEA1¹

Len : 2 SAD/EMPTY/DEPRESSED MOST OF DAY OR DISCOURAGED		Freq	Pct
1 = Has symptom.....		1308	3.98
2 = Does not have symptom.....		171	0.52
94 = DON'T KNOW.....		10	0.03
97 = REFUSED.....		2	0.01
98 = OTHER MISSING/NOT APPLICABLE.....		4232	12.87
99 = LEGITIMATE SKIP.....		27170	82.60

(D_MDEA2Y)
YO_MDEA2¹

Len : 2 LOST INTEREST OR PLEASURE IN MOST THINGS		Freq	Pct
1 = Has symptom.....		1389	4.22
2 = Does not have symptom.....		142	0.43
94 = DON'T KNOW.....		15	0.05
97 = REFUSED.....		1	0.00
98 = OTHER MISSING/NOT APPLICABLE.....		4176	12.70
99 = LEGITIMATE SKIP.....		27170	82.60

(D_MDEA3Y)
YO_MDEA3¹

Len : 2 CHANGES IN APPETITE OR WT		Freq	Pct
1 = Has symptom.....		1055	3.21
2 = Does not have symptom.....		342	1.04
94 = DON'T KNOW.....		31	0.09
97 = REFUSED.....		4	0.01
98 = OTHER MISSING/NOT APPLICABLE.....		4291	13.05
99 = LEGITIMATE SKIP.....		27170	82.60

ADOLESCENT DEPRESSION

(D_MDEA4Y)
YO_MDEA4¹

Len : 2 SLEEP PROBLEMS

	Freq	Pct
1 = Has symptom.....	1302	3.96
2 = Does not have symptom.....	117	0.36
94 = DON'T KNOW.....	12	0.04
97 = REFUSED.....	1	0.00
98 = OTHER MISSING/NOT APPLICABLE.....	4291	13.05
99 = LEGITIMATE SKIP.....	27170	82.60

(D_MDEA5Y)
YO_MDEA5¹

Len : 2 OTHERS NOTICED THAT R WAS RESTLESS OR LETHARGIC

	Freq	Pct
1 = Has symptom.....	613	1.86
2 = Does not have symptom.....	804	2.44
94 = DON'T KNOW.....	15	0.05
98 = OTHER MISSING/NOT APPLICABLE.....	4291	13.05
99 = LEGITIMATE SKIP.....	27170	82.60

(D_MDEA6Y)
YO_MDEA6¹

Len : 2 FELT TIRED/LOW ENERGY NEARLY EVERY DAY

	Freq	Pct
1 = Has symptom.....	1318	4.01
2 = Does not have symptom.....	110	0.33
94 = DON'T KNOW.....	3	0.01
97 = REFUSED.....	1	0.00
98 = OTHER MISSING/NOT APPLICABLE.....	4291	13.05
99 = LEGITIMATE SKIP.....	27170	82.60

(D_MDEA7Y)
YO_MDEA7¹

Len : 2 FELT WORTHLESS NEARLY EVERY DAY

	Freq	Pct
1 = Has symptom.....	933	2.84
2 = Does not have symptom.....	489	1.49
94 = DON'T KNOW.....	7	0.02
97 = REFUSED.....	3	0.01
98 = OTHER MISSING/NOT APPLICABLE.....	4291	13.05
99 = LEGITIMATE SKIP.....	27170	82.60

(D_MDEA8Y)
YO_MDEA8¹

Len : 2 INABILITY TO CONCENTRATE OR MAKE DECISIONS

	Freq	Pct
1 = Has symptom.....	1309	3.98
2 = Does not have symptom.....	114	0.35
94 = DON'T KNOW.....	8	0.02
97 = REFUSED.....	1	0.00
98 = OTHER MISSING/NOT APPLICABLE.....	4291	13.05
99 = LEGITIMATE SKIP.....	27170	82.60

(D_MDEA9Y)
YO_MDEA9¹

Len : 2 ANY THOUGHTS OR PLANS OF SUICIDE

	Freq	Pct
1 = Has symptom.....	1076	3.27
2 = Does not have symptom.....	340	1.03
94 = DON'T KNOW.....	3	0.01
97 = REFUSED.....	13	0.04
98 = OTHER MISSING/NOT APPLICABLE.....	4291	13.05
99 = LEGITIMATE SKIP.....	27170	82.60

ADOLESCENT DEPRESSION

(DSMMDEAY)
YODSMMDE¹

Len : 2 SCORE OF SYMPTOM INDICATORS 1 THRU 9

	Freq	Pct
1 = Has 5 or more symptoms	1307	3.97
2 = Has less than 5 symptoms	225	0.68
94 = SUM OF SYMPTOMS AND DON'T KNOW >=5	13	0.04
97 = SUM OF SYMPTOMS AND REFUSED >=5	2	0.01
98 = OTHER MISSING/NOT APPLICABLE.....	4176	12.70
99 = LEGITIMATE SKIP.....	27170	82.60

You mentioned having some of the problems I just asked you about.

During that [TIMEFILL] period of time, how much did your [FEELNOUN] interfere or cause problems with your school work, your job, or your relationships with family and friends?

(YD28)
YOPBINTF¹

Len : 2 WHEN PRBLMS WORST INTERFERE WITH SCHL/ PRSNL LIFE

	Freq	Pct
1 = Not at all	69	0.21
2 = A little.....	248	0.75
3 = Some.....	432	1.31
4 = A lot.....	398	1.21
5 = Extremely	186	0.57
94 = DON'T KNOW.....	2	0.01
98 = BLANK (NO ANSWER)	156	0.47
99 = LEGITIMATE SKIP.....	31402	95.47

During that [TIMEFILL] period of time, how often were you unable to carry out your daily activities or to take care of yourself because of these problems with your mood?

(YD28A)
YOPBDLYA¹

Len : 2 WHEN PRBLMS WORST UNABLE TO CARRY OUT DLY ACTVTS

	Freq	Pct
1 = Often.....	283	0.86
2 = Sometimes	631	1.92
3 = Not very often.....	266	0.81
4 = Never	75	0.23
94 = DON'T KNOW.....	8	0.02
97 = REFUSED	3	0.01
98 = BLANK (NO ANSWER)	156	0.47
99 = LEGITIMATE SKIP.....	31471	95.68

Think of the very first period of time in your life lasting two weeks or longer when you [FEELFILL] and also had some of the other problems we just asked about.

Can you remember your exact age?

(YD37)
YOPBRMBR¹

Len : 2 RMBR AGE WHEN FIRST 2+ WK PERIOD OF TIME STARTED

	Freq	Pct
1 = Yes.....	780	2.37
2 = No.....	538	1.64
94 = DON'T KNOW.....	12	0.04
97 = REFUSED	5	0.02
98 = BLANK (NO ANSWER)	156	0.47
99 = LEGITIMATE SKIP.....	31402	95.47

How old were you?

(YD37A, YD37B)
YOPBAGE¹

Len : 3 AGE WHEN FIRST 2+ WK PERIOD OF TIME STARTED

	Freq	Pct
RANGE = 4 - 17	1251	3.80
985 = BAD DATA Logically assigned	1	0.00
994 = DON'T KNOW	66	0.20
997 = REFUSED	12	0.04
998 = BLANK (NO ANSWER).....	161	0.49
999 = LEGITIMATE SKIP.....	31402	95.47

ADOLESCENT DEPRESSION

In your entire life, how many times did you feel [FEELNOUN] for two weeks or longer while also having some of the other problems we asked about?

If you are not sure of your answer, just make your best guess.

(YD52)

YOPBNUM¹

Len : 4 # TIMES FELT THIS WAY FOR 2 WKS/LNGR DURING LIFE

	Freq	Pct
RANGE = 1 - 1000	1140	3.47
9994 = DON'T KNOW	178	0.54
9997 = REFUSED	17	0.05
9998 = BLANK (NO ANSWER).....	156	0.47
9999 = LEGITIMATE SKIP.....	31402	95.47

In the past 12 months, did you have a period of time when you felt [FEELNOUN] for two weeks or longer while also having some of the other problems we asked about?

(YD38)

YOPB2WK¹

Len : 2 FELT THIS WAY 2 WKS+ W/OTH PRBS DURING PST 12 MOS

	Freq	Pct
1 = Yes.....	985	2.99
2 = No	326	0.99
94 = DON'T KNOW	19	0.06
97 = REFUSED	5	0.02
98 = BLANK (NO ANSWER)	156	0.47
99 = LEGITIMATE SKIP.....	31402	95.47

NOTE: Beginning with the 2008 survey, the questions corresponding to the variables YOPSHMGT, YOPSWORK, YOPSRELS, and YOPSSOC no longer allow respondents to choose the category 95 (ACTIVITY DOES NOT APPLY).

Think about the time in the past 12 months when [NUMPROBS] with your mood [WASWERE] the worst.

Using the 0 to 10 scale shown below, where 0 means no problems and 10 means very severe problems, select the number that describes how much your [FEELNOUN] caused problems with your ability to do each of the following activities during that time. You can use any number between 0 and 10 to answer.

How much did your [FEELNOUN] cause problems with your chores at home?

(YD66A)

YOPSHMGT¹

Len : 2 HOW MUCH DID FEELINGS INTERFERE WITH HOME CHORES

	Freq	Pct
0 = No Problems	73	0.22
1 = Mild - 1	31	0.09
2 = Mild - 2	64	0.19
3 = Mild - 3	76	0.23
4 = Moderate - 4	91	0.28
5 = Moderate - 5	167	0.51
6 = Moderate - 6	174	0.53
7 = Severe - 7	115	0.35
8 = Severe - 8	107	0.33
9 = Severe - 9	45	0.14
10 = Very Severe Problems.....	38	0.12
94 = DON'T KNOW	2	0.01
97 = REFUSED	2	0.01
98 = BLANK (NO ANSWER)	180	0.55
99 = LEGITIMATE SKIP.....	31728	96.46

ADOLESCENT DEPRESSION

During that time in the past 12 months when your [FEELNOUN] was worst, how much did this cause problems with your ability to do well at school or work?

You can use any number between 0 and 10 to answer.

(YD66B)

YOPSWORK¹

Len : 2 HOW MCH DID FLNGS INTRFR W/ABLTY TO DO WLL SCH/WK

	Freq	Pct
0 = No Problems	41	0.12
1 = Mild - 1	28	0.09
2 = Mild - 2	60	0.18
3 = Mild - 3	77	0.23
4 = Moderate - 4	93	0.28
5 = Moderate - 5	146	0.44
6 = Moderate - 6	129	0.39
7 = Severe - 7	123	0.37
8 = Severe - 8	115	0.35
9 = Severe - 9	79	0.24
10 = Very Severe Problems.....	87	0.26
94 = DON'T KNOW	4	0.01
97 = REFUSED	3	0.01
98 = BLANK (NO ANSWER)	180	0.55
99 = LEGITIMATE SKIP.....	31728	96.46

How much did your [FEELNOUN] cause problems with your ability to get along with your family during that time?

You can use any number between 0 and 10 to answer.

(YD66C)

YOPPRELS¹

Len : 2 HOW MUCH DID FLNGS INTRFR W/GETTING ALONG W/FAM

	Freq	Pct
0 = No Problems	47	0.14
1 = Mild - 1	34	0.10
2 = Mild - 2	67	0.20
3 = Mild - 3	90	0.27
4 = Moderate - 4	88	0.27
5 = Moderate - 5	133	0.40
6 = Moderate - 6	127	0.39
7 = Severe - 7	121	0.37
8 = Severe - 8	103	0.31
9 = Severe - 9	76	0.23
10 = Very Severe Problems.....	92	0.28
94 = DON'T KNOW	3	0.01
97 = REFUSED	4	0.01
98 = BLANK (NO ANSWER)	180	0.55
99 = LEGITIMATE SKIP.....	31728	96.46

How much did your [FEELNOUN] cause problems with your social life during that time?

You can use any number between 0 and 10 to answer.

(YD66D)

YOPSSOC¹

Len : 2 HOW MUCH DID FEELINGS INTERFERE WITH SOCIAL LIFE

	Freq	Pct
0 = No Problems	34	0.10
1 = Mild - 1	26	0.08
2 = Mild - 2	45	0.14
3 = Mild - 3	75	0.23
4 = Moderate - 4	86	0.26
5 = Moderate - 5	116	0.35
6 = Moderate - 6	113	0.34
7 = Severe - 7	139	0.42
8 = Severe - 8	142	0.43
9 = Severe - 9	90	0.27
10 = Very Severe Problems.....	113	0.34
94 = DON'T KNOW	3	0.01
97 = REFUSED	3	0.01
98 = BLANK (NO ANSWER)	180	0.55
99 = LEGITIMATE SKIP.....	31728	96.46

ADOLESCENT DEPRESSION

NOTE: Beginning with the 2008 survey, respondents who answered "don't know" or "refused" to questions corresponding to the variables YOPSHMGT, YOPSWORK, YOPSRELS, and YOPSSOC are no longer asked the question corresponding to YOPSDAYS unless they entered a response of 1 to 10 in at least one of the other questions corresponding to YOPSHMGT through YOPSSOC.

About how many days out of 365 in the past 12 months were you totally unable to go to school or work or carry out your normal activities because of your [FEELNOUN]?

You can use any number between 0 and 365 to answer.

(YD68)

<u>YOPSDAYS</u> ¹	Len : 3 # DYS UNABLE TO WORK/CARRY OUT DLY ACT PST 12 MOS		
	RANGE = 0 - 365	Freq	Pct
	994 = DON'T KNOW	935	2.84
	997 = REFUSED	42	0.13
	998 = BLANK (NO ANSWER).....	5	0.02
	999 = LEGITIMATE SKIP.....	182	0.55
		31729	96.46

Here is a list of professionals some people talk to about the problems we have been asking about:

- General practitioner or family doctor
- Other medical doctor like a cardiologist, gynecologist, urologist
- Psychologist
- Psychiatrist or psychotherapist
- Social Worker
- Counselor
- Other mental health professional, like a mental health nurse
- A nurse, occupational therapist, or other health professional
- A religious or spiritual advisor like a minister, priest, or rabbi
- Another healer, like an herbalist, chiropractor, acupuncturist, or massage therapist

At any time in the past 12 months, did you see or talk to a medical doctor or other professional about your [FEELNOUN]?

(YD86)

<u>YOSEEDOC</u> ¹	Len : 2 SEE/TALK TO A DR/OTH PROF ABT FEELINGS PAST 12 MOS		
	1 = Yes.....	Freq	Pct
	2 = No.....	519	1.58
	94 = DON'T KNOW	811	2.47
	97 = REFUSED	3	0.01
	98 = BLANK (NO ANSWER)	2	0.01
	99 = LEGITIMATE SKIP.....	156	0.47
		31402	95.47

During the past 12 months, which professionals did you see or talk to about [NUMPROBS] with your mood?

(YD86A)

<u>YOFAMDOC</u> ¹	Len : 2 GEN/FAM DOC TALKED W/ABT FEELINGS PAST 12 MOS		
	1 = Response entered	Freq	Pct
	6 = Response not entered	134	0.41
	94 = DON'T KNOW	373	1.13
	97 = REFUSED	9	0.03
	98 = BLANK (NO ANSWER)	5	0.02
	99 = LEGITIMATE SKIP.....	159	0.48
		32213	97.93

(YD86A)

<u>YOOTHDOC</u> ¹	Len : 2 OTH DR TALKED W/ABOUT FEELINGS PAST 12 MOS		
	1 = Response entered	Freq	Pct
	3 = Response entered LOGICALLY ASSIGNED	17	0.05
	6 = Response not entered	2	0.01
	94 = DON'T KNOW	488	1.48
	97 = REFUSED	9	0.03
	98 = BLANK (NO ANSWER)	5	0.02
	99 = LEGITIMATE SKIP.....	159	0.48
		32213	97.93

ADOLESCENT DEPRESSION

(YD86A)
YOPSYCH¹

Len : 2 PSYCHOLOGIST TALKED W/ABOUT FEELINGS PAST 12 MOS

	Freq	Pct
1 = Response entered	157	0.48
6 = Response not entered	350	1.06
94 = DON'T KNOW	9	0.03
97 = REFUSED	5	0.02
98 = BLANK (NO ANSWER)	159	0.48
99 = LEGITIMATE SKIP.....	32213	97.93

(YD86A)
YOPSYMD¹

Len : 2 PSYCHIATRIST TALKED W/ABOUT FEELINGS PAST 12 MOS

	Freq	Pct
1 = Response entered	158	0.48
6 = Response not entered	349	1.06
94 = DON'T KNOW	9	0.03
97 = REFUSED	5	0.02
98 = BLANK (NO ANSWER)	159	0.48
99 = LEGITIMATE SKIP.....	32213	97.93

(YD86A)
YOSOCWRK¹

Len : 2 SOCIAL WORKER TALKED W/ABOUT FEELINGS PAST 12 MOS

	Freq	Pct
1 = Response entered	73	0.22
6 = Response not entered	434	1.32
94 = DON'T KNOW	9	0.03
97 = REFUSED	5	0.02
98 = BLANK (NO ANSWER)	159	0.48
99 = LEGITIMATE SKIP.....	32213	97.93

(YD86A)
YOCOUNS¹

Len : 2 COUNSELOR TALKED W/ABOUT FEELINGS PAST 12 MOS

	Freq	Pct
1 = Response entered	290	0.88
3 = Response entered LOGICALLY ASSIGNED	1	0.00
6 = Response not entered	216	0.66
94 = DON'T KNOW	9	0.03
97 = REFUSED	5	0.02
98 = BLANK (NO ANSWER)	159	0.48
99 = LEGITIMATE SKIP.....	32213	97.93

(YD86A)
YOOTHMHP¹

Len : 2 MENTAL PROF TALKED W/ABOUT FEELINGS PAST 12 MOS

	Freq	Pct
1 = Response entered	43	0.13
6 = Response not entered	464	1.41
94 = DON'T KNOW	9	0.03
97 = REFUSED	5	0.02
98 = BLANK (NO ANSWER)	159	0.48
99 = LEGITIMATE SKIP.....	32213	97.93

(YD86A)
YONURSE¹

Len : 2 NURSE ETC.TALKED W/ABOUT FEELINGS PAST 12 MOS

	Freq	Pct
1 = Response entered	68	0.21
3 = Response entered LOGICALLY ASSIGNED	1	0.00
6 = Response not entered	438	1.33
94 = DON'T KNOW	9	0.03
97 = REFUSED	5	0.02
98 = BLANK (NO ANSWER)	159	0.48
99 = LEGITIMATE SKIP.....	32213	97.93

ADOLESCENT DEPRESSION

(YD86A)
YORELIG¹

Len : 2	RELIGIOUS ADVSR TLKED W/ABOUT FEELINGS PST 12 MOS		
	1 = Response entered	Freq	Pct
	6 = Response not entered	26	0.08
	94 = DON'T KNOW	481	1.46
	97 = REFUSED	9	0.03
	98 = BLANK (NO ANSWER)	5	0.02
	99 = LEGITIMATE SKIP	159	0.48
		32213	97.93

(YD86A)
YOHHERBAL¹

Len : 2	HERBALIST TALKED W/ABOUT FEELINGS PAST 12 MOS		
	1 = Response entered	Freq	Pct
	6 = Response not entered	7	0.02
	94 = DON'T KNOW	500	1.52
	97 = REFUSED	9	0.03
	98 = BLANK (NO ANSWER)	5	0.02
	99 = LEGITIMATE SKIP	159	0.48
		32213	97.93

(YD86A)
YOOTHHLP¹

Len : 2	OTH HELP PROF TALKED W/ABOUT FEELINGS PAST 12 MOS		
	1 = Response entered	Freq	Pct
	6 = Response not entered	22	0.07
	94 = DON'T KNOW	485	1.47
	97 = REFUSED	9	0.03
	98 = BLANK (NO ANSWER)	5	0.02
	99 = LEGITIMATE SKIP	159	0.48
		32213	97.93

Are you currently receiving treatment or counseling for [NUMPROBS] with your mood?

(YD86B)
YOYMTNOW¹

Len : 2	CURRENTLY RCVNG TREATMENT/COUNSLG FOR MOOD		
	1 = Yes.....	Freq	Pct
	2 = No.....	307	0.93
	94 = DON'T KNOW	210	0.64
	97 = REFUSED	1	0.00
	98 = BLANK (NO ANSWER)	3	0.01
	99 = LEGITIMATE SKIP	159	0.48
		32213	97.93

During the past 12 months, did you take prescription medication that was prescribed for [NUMPROBS]?

(YD86C)
YORX12MO¹

Len : 2	TAKE PRES MEDS PRESCRIBED FOR MOOD PAST 12 MONTHS		
	1 = Yes.....	Freq	Pct
	2 = No.....	264	0.80
	94 = DON'T KNOW	1067	3.24
	97 = REFUSED	2	0.01
	98 = BLANK (NO ANSWER)	2	0.01
	99 = LEGITIMATE SKIP	156	0.47
		31402	95.47

Are you currently taking prescription medication that was prescribed for [NUMPROBS]?

(YD86D)
YORXNOW¹

Len : 2	CURRENTLY TAKING PRESC MEDS PRESCRIBED FOR MOOD		
	1 = Yes.....	Freq	Pct
	2 = No.....	214	0.65
	97 = REFUSED	50	0.15
	98 = BLANK (NO ANSWER)	2	0.01
	99 = LEGITIMATE SKIP	158	0.48
		32469	98.71

ADOLESCENT DEPRESSION

During the past 12 months, how much has this prescription medication helped you?

(YD86E)

YORXHLP¹

Len : 2 HOW MUCH HAS PRESC MEDS FOR MOOD HELPED PST 12 MOS

	Freq	Pct
1 = Not at all	28	0.09
2 = A little.....	48	0.15
3 = Some.....	68	0.21
4 = A lot.....	80	0.24
5 = Extremely	38	0.12
94 = DON'T KNOW	2	0.01
97 = REFUSED	2	0.01
98 = BLANK (NO ANSWER)	158	0.48
99 = LEGITIMATE SKIP.....	32469	98.71

During the past 12 months, how much has treatment or counseling helped you?

(YD86F)

YOTMTHLP¹

Len : 2 HOW MUCH HAS TRMT/COUNSLG HELPED PST 12 MOS

	Freq	Pct
1 = Not at all	70	0.21
2 = A little.....	109	0.33
3 = Some.....	131	0.40
4 = A lot.....	141	0.43
5 = Extremely	60	0.18
94 = DON'T KNOW	7	0.02
97 = REFUSED	3	0.01
98 = BLANK (NO ANSWER)	159	0.48
99 = LEGITIMATE SKIP.....	32213	97.93

RECODED ADOLESCENT DEPRESSION

RECODED ADOLESCENT DEPRESSION

NOTE: The variables in this section are recoded variables that were created from one or more of the edited variables from the preceding section.

NOTE: Certain source variables that were used to create recoded variables have valid values that might not have been reported or assigned for the current survey year. However, these values have been included in the general specifications in the codebook on how the recoded variables were created. See additional details about this issue in the Organization of the Data File section of this codebook introduction.

NOTE: Starting with the 2004 NSDUH, respondents were administered separate age-appropriate depression modules designed to measure whether or not respondents had experienced a major depressive episode (MDE) in their lifetime and past year. All adolescent (youth) respondents aged 12 to 17 were asked questions from the Youth Depression module. The 2004 NSDUH only asked a subsample of adults aged 18 or older the questions from the Adult Depression module, but starting in 2005, all adults were administered the questionnaire module.

From 2004 through 2007, a single set of variables was created containing the recoded MDE data for both adult and adolescent respondents combined. In 2008, instead of a single set of variables, two recoded sets of MDE variables were created for adolescents and adults separately. This change was due to the presence of context effects in the adult estimates stemming from changes in the mental health module which precedes the adult depression section within the questionnaire. Based on an analysis of the 2008 data that evaluated the presence of context effects, it was determined that the adult depression estimates in 2008 and later years are not comparable with years prior to 2008, and the variables were therefore renamed to indicate the lack of comparability. The youth depression estimates were not impacted by the 2008 adult questionnaire changes and are considered comparable across years. Therefore, only the youth depression variables that were previously defined for both adults and youth had to be renamed. Multi-year trend analyses can be performed by renaming the recoded adolescent depression variables the same across years. Youth depression variables that did not require renaming are noted specifically in the comments above the variables below. See the 2008 Recoded Mental Health Appendix for more detailed information on the 2008 changes as well as the 2008 Recoded Depression Variable Documentation Appendix for example SAS code showing how to rename the variables for multi-year analyses.

In 2009, changes were made to the youth mental health service utilization (YMHSU) questions that preceded the adolescent depression questions. These changes included the replacement of five questions that asked about receipt of special education services and school counseling, and time spent in jail or foster care with questions that asked about receipt of mental health services in the education and justice system sectors. Due to this change, a context effect analysis was done using data from the first 6 months of the 2009 NSDUH and sought to determine whether changes in the YMHSU module affected responses to the first three adolescent depression questions and the lifetime and past year MDE estimates. The results of the analysis showed these changes in 2009 did not appear to affect the estimates of adolescent MDE; therefore, no further variable changes were needed.

Additional details on these adolescent depression recoded variables are provided in the Recoded Depression Variable Documentation Appendix.

The following variable, YMDELTA, classifies an adolescent as having a major depressive episode (MDE) in their lifetime, YMDELTA=1, if they reported experiencing at least 5 out of the 9 criteria used to define an adolescent as having had MDE in their lifetime, where at least one of the criteria is a depressed mood or loss of interest or pleasure in daily activities (YODSMMDE=1).

An adolescent was classified as NOT having a major depressive episode (MDE) in their lifetime, YMDELTA=2, if they met either of these conditions

- Reported experiencing fewer than five out of the nine criteria used to define an adolescent as having had MDE in their lifetime (YODSMMDE=2).
- If the number of criteria used to define an adolescent as having had MDE in their lifetime is unknown (YODSMMDE=94, 97, 98) and the respondent reported at least one of the following.
 - Never having had a period of time lasting several days or longer when felt sad, empty, or depressed (YODPREV=2), discouraged or hopeless about how things were going in life (YODSCEV=2), and lost interest and became bored with most things usually enjoyable (YOLOSEV=2).
 - Experienced the feelings in (i), but they did not last most of the day, almost every day for two weeks or longer [YOLS12WK=2 or YODPR2WK=2].
 - Experienced the feelings in (i) most of the day, almost every day for two weeks or longer, but the feelings lasted less than an hour when mood was most severe and frequent (YOWRHRS=1).
 - Experienced the feelings in (i) most of the day, almost every day for two weeks or longer for at least an hour during those times when mood was most severe and frequent, but the bad feelings were mild (YOWRDST=1), there was never a time when you felt so bad that nothing could cheer you up (YOWRCHR=4), and there was never a time when you felt so bad that you could not carry out your daily activities (YOWRIMP=4).
 - Experienced the feelings in (i) most of the day, almost every day for two weeks or longer for at least an hour with bad feelings that were more than mild or at some point could not be cheered up or could not carry out daily activities, but never had any other problems during those weeks, such as changes in sleep, eating, energy, the ability to keep mind on things, or feeling badly about self (YODPPROB=2).

(YODPPROB, YODPR2WK, YODPREV, YODSCEV, YODSMMDE, YOLOSEV, YOLS12WK, YOWRCHR, YOWRDST, YOWRHRS, YOWRIMP)
 YMDELTA

Len : 1 RC-YOUTH: LIFETIME MAJOR DEPRESSIVE EPISODE (MDE)

	Freq	Pct
. = Aged 18+/Unknown (Otherwise).....	27340	83.12
1 = Yes (YODSMMDE=1).....	1307	3.97
2 = No (See comment above).....	4246	12.91

RECODED ADOLESCENT DEPRESSION

(YMDELT, YOPB2WK)

<u>YMDEYR</u>	Len : 1 RC-YOUTH: PAST YEAR MAJOR DEPRESSIVE EPISODE (MDE)		
	. = Aged 18+/Unknown (Otherwise).....	Freq	Pct
	1 = Yes (YMDELT=1 & YOPB2WK=1)	27363	83.19
	2 = No (YMDELT=2 or [YMDELT=1 & YOPB2WK=2])	973	2.96
		4557	13.85

NOTE: The following six recoded variables define if a respondent had co-occurring major depressive episode and a use disorder. YMDEAUDPY, YMDEIUOPY, and YMDEUDPY are based on DSM-IV dependence or abuse criteria. YMDEAUD5YR, YMDEIU5YR, and YMDESUD5YR are based on DSM-5 use disorder criteria; recodes based on DSM-5 use disorder criteria were used starting with the 2020 Detailed Tables. Specific information about the DSM-IV dependence or abuse criteria and the DSM-5 use disorder criteria used in these recodes can be found in the Nicotine Dependence and Substance Use Disorder Appendix.

(ABODALC, YMDEYR)

<u>YMDEAUDPY</u>	Len : 1 RC-YOUTH: PAST YEAR MDE AND ALC DEP OR ABUSE-DSM-IV		
	. = Aged 18+/Unknown MDE(YMDEYR=.).....	Freq	Pct
	0 = No (YMDEYR=2 or ABODALC=0).....	27363	83.19
	1 = Yes (YMDEYR=1 & ABODALC=1).....	5490	16.69
		40	0.12

(IRPYUD5ALC, YMDEYR)

<u>YMDEAUD5YR</u>	Len : 1 RC-YOUTH: PAST YEAR MDE AND ALC USE DISORDER-DSM-5		
	. = Aged 18+/Unknown MDE(YMDEYR=.).....	Freq	Pct
	0 = No (YMDEYR=2 or IRPYUD5ALC=0)	27363	83.19
	1 = Yes (YMDEYR=1 & IRPYUD5ALC=1)	5463	16.61
		67	0.20

(UDPYILL, YMDEYR)

<u>YMDEIUOPY</u>	Len : 1 RC-YOUTH: PAST YEAR MDE AND ILL DRUG DEP OR ABUSE-DSM-IV		
	. = Aged 18+/Unknown MDE(YMDEYR=.).....	Freq	Pct
	0 = No (YMDEYR=2 or UDPYILL=0).....	27363	83.19
	1 = Yes (YMDEYR=1 & UDPYILL=1).....	5455	16.58
		75	0.23

(UDYR5ILL, YMDEYR)

<u>YMDEIU5YR</u>	Len : 1 RC-YOUTH: PAST YEAR MDE AND ILLICIT DRUG USE DISORDER-DSM-5		
	. = Aged 18+/Unknown MDE(YMDEYR=.).....	Freq	Pct
	0 = No (YMDEYR=2 or UDYR5ILL=0).....	27363	83.19
	1 = Yes (YMDEYR=1 & UDYR5ILL=1).....	5412	16.45
		118	0.36

(UDPYILAL, YMDEYR)

<u>YMDEUDPY</u>	Len : 1 RC-YOUTH: PAST YEAR MDE AND SUB DEP OR ABUSE-DSM-IV		
	. = Aged 18+/Unknown MDE(YMDEYR=.).....	Freq	Pct
	0 = No (YMDEYR=2 or UDPYILAL=0).....	27363	83.19
	1 = Yes (YMDEYR=1 & UDPYILAL=1).....	5436	16.53
		94	0.29

(UDYR5ILAL, YMDEYR)

<u>YMDESUD5YR</u>	Len : 1 RC-YOUTH: PAST YEAR MDE AND SUBSTANCE USE DISORDER-DSM-5		
	. = Aged 18+/Unknown MDE(YMDEYR=.).....	Freq	Pct
	0 = No (YMDEYR=2 or UDYR5ILAL=0).....	27363	83.19
	1 = Yes (YMDEYR=1 & UDYR5ILAL=1).....	5381	16.36
		149	0.45

NOTE: The following two recoded variables define if a respondent had major depressive episode and/or a substance use disorder. YMDEORSUD5 and YMDESUD5ONL are based on DSM-5 use disorder criteria; these recodes based on DSM-5 use disorder criteria were used starting with the 2020 First Findings Report appendix tables.

(UDYR5ILAL, YMDEYR)

<u>YMDEORSUD5</u>	Len : 1 RC-YOUTH: MDE OR SUBSTANCE USE DISORDER - PAST YEAR - DSM-5		
	. = Aged 18+/Unknown MDE(YMDEYR= and UDYR5ILAL=0)	Freq	Pct
	0 = No (YMDEYR=2 and UDYR5ILAL=0)	27349	83.15
	1 = Yes (YMDEYR=1 or UDYR5ILAL=1).....	4330	13.16
		1214	3.69

RECODED ADOLESCENT DEPRESSION

(UDYR5ILAL, YMDEYR)

YMDESUD5ONL Len : 1 RC-YTH:ONLY MDE, ONLY SUD, MDE AND SUD, OR NEITHER-PY-DSM-5

	Freq	Pct
. = Aged 18+/Unknown MDE(YMDEYR=.).....	27363	83.19
1 = SUD only, no MDE (YMDEYR=2 and UDYR5ILAL=1).....	227	0.69
2 = MDE only, no SUD (YMDEYR=1 and UDYR5ILAL=0).....	824	2.51
3 = SUD and MDE (YMDEYR=1 and UDYR5ILAL=1).....	149	0.45
4 = Neither SUD or MDE (YMDEYR=2 and UDYR5ILAL=0).....	4330	13.16

NOTE: The following 25 variables are among all adolescent respondents who were asked the respective questions and are not confined to those respondents who were ultimately classified as having a Major Depressive Episode (MDE) in their lifetime or past year. To produce estimates among adolescents with MDE, the analysis will need to be restricted by either the lifetime MDE variable (YMDELTA) or the past year MDE variable (YMDEYR).

(YOSEEDOC)

YTXMDEYR Len : 1 RC-YOUTH: SAW OR TALK TO MD/PROF FOR MDE IN PAST YEAR

	Freq	Pct
. = Aged 18+/Unknown (Otherwise).....	31563	95.96
0 = No (YOSEEDOC=2).....	811	2.47
1 = Yes (YOSEEDOC=1).....	519	1.58

(YORX12MO)

YRXMDEYR Len : 1 RC-YOUTH: USED RX MEDICATION FOR MDE IN PAST YEAR

	Freq	Pct
. = Aged 18+/Unknown (Otherwise).....	31562	95.95
0 = No (YORX12MO=2).....	1067	3.24
1 = Yes (YORX12MO=1).....	264	0.80

In the following variable, YMDETXRX, an adolescent is defined as having received treatment/counseling if he/she saw or talked to a medical doctor or other professional for MDE.

(YRXMDEYR, YTXMDEYR)

YMDETXRX Len : 1 RC-YOUTH: RCVD TRT/CNSLG OR RX MED FOR MDE IN PST YR

	Freq	Pct
. = Aged 18+/Unknown (Otherwise).....	31564	95.96
0 = No (YTXMDEYR=0 and YRXMDEYR=0).....	781	2.37
1 = Yes (YTXMDEYR=1 or YRXMDEYR=1).....	548	1.67

(YOFAMDOC, YOSEEDOC)

YDOCMD Len : 1 RC-YOUTH: SAW/TALK TO GEN PRAC/FAM MD ABOUT MDE IN PY

	Freq	Pct
. = Aged 18+/Unknown/Legitimate Skip (Otherwise).....	31575	95.99
0 = No (YOSEEDOC=2 or YOFAMDOC=6).....	1184	3.60
1 = Yes (YOFAMDOC=1,3).....	134	0.41

(YOOTHDOC, YOSEEDOC)

YOMDMDE Len : 1 RC-YOUTH: SAW/TALK TO OTHER MD ABOUT MDE IN PAST YEAR

	Freq	Pct
. = Aged 18+/Unknown/Legitimate Skip (Otherwise).....	31575	95.99
0 = No (YOSEEDOC=2 or YOOTHDOC=6).....	1299	3.95
1 = Yes (YOOTHDOC=1,3).....	19	0.06

(YOPSYCH, YOSEEDOC)

YPSY1MDE Len : 1 RC-YOUTH: SAW/TALK TO PSYCHOLOGIST ABT MDE IN PST YR

	Freq	Pct
. = Aged 18+/Unknown/Legitimate Skip (Otherwise).....	31575	95.99
0 = No (YOSEEDOC=2 or YOPSYCH=6).....	1161	3.53
1 = Yes (YOPSYCH=1,3).....	157	0.48

(YOPSYMD, YOSEEDOC)

YPSY2MDE Len : 1 RC-YOUTH: SAW/TALK TO PSYCHIATRIST ABT MDE IN PST YR

	Freq	Pct
. = Aged 18+/Unknown/Legitimate Skip (Otherwise).....	31575	95.99
0 = No (YOSEEDOC=2 or YOPSYMD=6).....	1160	3.53
1 = Yes (YOPSYMD=1,3).....	158	0.48

RECODED ADOLESCENT DEPRESSION

(YOSEEDOC, YOSOCWRK)

<u>YSOCMDE</u>	Len : 1 RC-YOUTH: SAW/TALK TO SOCIAL WORKER ABOUT MDE IN PY		
	. = Aged 18+/Unknown/Legitimate Skip (Otherwise).....	Freq	Pct
	0 = No (YOSEEDOC=2 or YOSOCWRK=6)	31575	95.99
	1 = Yes (YOSOCWRK=1,3)	1245	3.78
		73	0.22

(YOCOUNS, YOSEEDOC)

<u>YCOUNMDE</u>	Len : 1 RC-YOUTH: SAW/TALK TO COUNSELOR ABOUT MDE IN PST YR		
	. = Aged 18+/Unknown/Legitimate Skip (Otherwise).....	Freq	Pct
	0 = No (YOSEEDOC=2 or YOCOUNS=6).....	31575	95.99
	1 = Yes (YOCOUNS=1,3).....	1027	3.12
		291	0.88

(YOUTHMHP, YOSEEDOC)

<u>YOMHMDE</u>	Len : 1 RC-YOUTH: SAW/TALK TO OTH MENT HLTH PROF ABOUT MDE-PY		
	. = Aged 18+/Unknown/Legitimate Skip (Otherwise).....	Freq	Pct
	0 = No (YOSEEDOC=2 or [YOUTHMHP=6 & No Writ-in Enter])	31575	95.99
	1 = Yes (YOUTHMHP=1,3 or Write-in Response Entered).....	1268	3.85
		50	0.15

(YONURSE, YOSEEDOC)

<u>YNURSMDE</u>	Len : 1 RC-YOUTH: SAW/TALK TO NURSE/OCC THERA ABOUT MDE IN PY		
	. = Aged 18+/Unknown/Legitimate Skip (Otherwise).....	Freq	Pct
	0 = No (YOSEEDOC=2 or YONURSE=6)	31575	95.99
	1 = Yes (YONURSE=1,3)	1249	3.80
		69	0.21

(YORELIG, YOSEEDOC)

<u>YRELMDE</u>	Len : 1 RC-YOUTH: SAW/TALK TO RELIG ADVISOR ABOUT MDE IN PY		
	. = Aged 18+/Unknown/Legitimate Skip (Otherwise).....	Freq	Pct
	0 = No (YOSEEDOC=2 or YORELIG=6).....	31575	95.99
	1 = Yes (YORELIG=1,3).....	1292	3.93
		26	0.08

(YOHERBAL, YOSEEDOC)

<u>YHBMDE</u>	Len : 1 RC-YOUTH: SAW/TALK TO ANOTHER HEALER ABOUT MDE IN PY		
	. = Aged 18+/Unknown/Legitimate Skip (Otherwise).....	Freq	Pct
	0 = No (YOSEEDOC=2 or YOHERBAL=6).....	31575	95.99
	1 = Yes (YOHERBAL=1,3).....	1311	3.99
		7	0.02

The following variable, YOTHMDE, defines an adolescent as having seen or talked to another professional about MDE during the past year, YOTHMDE=1, if s/he entered a valid write-in response other than the responses that matched the existing categories.

An adolescent was classified as NOT having seen or talked to another professional about MDE during the past year, YOTHMDE=0, if s/he met either of these conditions:

1. Reported NOT seeing or talking to a medical doctor or other professional during the past year (YOSEEDOC=2).
2. Response not entered for whether other mental health professional was seen or talked to during the past year (YOUTHMLP=6).
3. Write-in response entered matched an existing category.

(YOUTHMLP, YOSEEDOC)

<u>YOTHMDE</u>	Len : 1 RC-YOUTH: SAW/TALK TO OTHER PROF ABOUT MDE IN PST YR		
	. = Aged 18+/Unknown/Legit Skip/Invalid Spec. Resp.	Freq	Pct
	0 = No (See comment above).....	31580	96.01
	1 = Yes (See comment above)	1307	3.97
		6	0.02

RECODED ADOLESCENT DEPRESSION

The following variable, YHLTMDE, indicates whether a youth reported seeing or talking to a health professional about MDE in the past year. Youths were classified as having seen or talked to a health professional, YHLTMDE=1, if they reported seeing or talking to any of the following professionals: general practitioner or family doctor (YDOCMD=1); other medical doctor (YOMDMDE=1); psychologist (YPSY1MDE=1); psychiatrist or psychotherapist (YPSY2MDE=1); social worker (YSOCMDE=1); counselor (YCOUNMDE=1); other mental health professional (YOMHMDE=1); or nurse, occupational therapist, or other health professional (YNURSMDE=1). Respondents were classified as having not seen or talked to a health professional, YHLTMDE=0, if they reported not seeing or talking to all of the professionals listed above (source variable=0).

(YCOUNMDE, YDOCMD, YNURSMDE, YOMDMDE, YOMHMDE, YPSY1MDE, YPSY2MDE, YSOCMDE)
YHLTMDE Len: 1 RC-YOUTH: SAW/TALK TO HEALTH PROF ABOUT MDE IN PST YR

	Freq	Pct
. = Aged 18+/Unknown (Otherwise).....	31575	95.99
0 = No (See comment above).....	821	2.50
1 = Yes (See comment above).....	497	1.51

The following variable, YALTMDE, indicates whether a youth reported seeing or talking to an alternative service professional about MDE in the past year. Youths were classified as having seen or talked to an alternative service professional, YALTMDE=1, if they reported seeing or talking to any of the following professionals: religious or spiritual advisor (YRELMDE=1); or herbalist, chiropractor, acupuncturist, or massage therapist (YHBCHMDE=1). Respondents were classified as having not seen or talked to an alternative service professional, YALTMDE=0, if they reported not seeing or talking to all of the professionals listed above (source variable=0).

(YHBCHMDE, YRELMDE)
YALTMDE Len: 1 RC-YOUTH: SAW/TALK TO ALT SERV PROF ABOUT MDE IN PY

	Freq	Pct
. = Aged 18+/Unknown (Otherwise).....	31575	95.99
0 = No (See comment above).....	1286	3.91
1 = Yes (See comment above).....	32	0.10

(YHLTMDE, YRXMDEYR)
YMDEHPRX Len: 1 RC-YOUTH: SAW HEALTH PROF OR RX MED FOR MDE IN PST YR

	Freq	Pct
. = Aged 18+/Unknown (Otherwise).....	31572	95.98
0 = No (YHLTMDE=0 and YRXMDEYR=0).....	789	2.40
1 = Yes (YHLTMDE=1 or YRXMDEYR=1).....	532	1.62

(YHLTMDE, YRXMDEYR)
YMDEHPO Len: 1 RC-YOUTH: SAW HEALTH PROF ONLY FOR MDE IN PAST YEAR

	Freq	Pct
. = Aged 18+/Unknown (Otherwise).....	31570	95.98
0 = No (YHLTMDE=0 or YRXMDEYR=1).....	1055	3.21
1 = Yes (YHLTMDE=1 and YRXMDEYR=0).....	268	0.81

(YHLTMDE, YRXMDEYR)
YMDERXO2 Len: 1 RC-YOUTH: RCVD RX MED, NO HEALTH PROF FOR MDE IN PY

	Freq	Pct
. = Aged 18+/Unknown (Otherwise).....	31567	95.97
0 = No (YRXMDEYR=0 or YHLTMDE=1).....	1296	3.94
1 = Yes (YRXMDEYR=1 and YHLTMDE=0).....	30	0.09

(YHLTMDE, YRXMDEYR)
YMDEHARX Len: 1 RC-YOUTH: SAW HEALTH PROF AND RX MED FOR MDE IN PY

	Freq	Pct
. = Aged 18+/Unknown (Otherwise).....	31565	95.96
0 = No (YHLTMDE=0 or YRXMDEYR=0).....	1099	3.34
1 = Yes (YHLTMDE=1 and YRXMDEYR=1).....	229	0.70

RECODED ADOLESCENT DEPRESSION

NOTE: The following five variables were not renamed in 2008 since they were originally only defined for youth; therefore, no changes are needed for these in order to generate analyses across years.

NOTE: The following four variables make up the four role domains (chores at home, school or work, close relationships with family, and social life) of the Sheehan Disability Scale (SDS), which measures the impact of a disorder on an adolescent's life.

(YOPSHMGT)
YSDSHOME

Len : 1 RC-YOUTH: MDE ROLE IMPAIRMENT - CHORES AT HOME

	Freq	Pct
. = Aged 18+/Unknown/Legitimate Skip (Otherwise).....	31912	97.02
1 = None (YOPSHMGT=0).....	73	0.22
2 = Mild (YOPSHMGT=1,2,3).....	171	0.52
3 = Moderate (YOPSHMGT=4,5,6).....	432	1.31
4 = Severe (YOPSHMGT=7,8,9).....	267	0.81
5 = Very Severe (YOPSHMGT=10).....	38	0.12

(YOPSWORK)
YSDSWRK

Len : 1 RC-YOUTH: MDE ROLE IMPAIRMENT - SCHOOL OR WORK

	Freq	Pct
. = Aged 18+/Unknown/Legitimate Skip (Otherwise).....	31915	97.03
1 = None (YOPSWORK=0).....	41	0.12
2 = Mild (YOPSWORK=1,2,3).....	165	0.50
3 = Moderate (YOPSWORK=4,5,6).....	368	1.12
4 = Severe (YOPSWORK=7,8,9).....	317	0.96
5 = Very Severe (YOPSWORK=10).....	87	0.26

(YOPSRELS)
YSDSREL

Len : 1 RC-YOUTH: MDE ROLE IMPAIRMENT - FAMILY RELATIONSHIPS

	Freq	Pct
. = Aged 18+/Unknown/Legitimate Skip (Otherwise).....	31915	97.03
1 = None (YOPSRELS=0).....	47	0.14
2 = Mild (YOPSRELS=1,2,3).....	191	0.58
3 = Moderate (YOPSRELS=4,5,6).....	348	1.06
4 = Severe (YOPSRELS=7,8,9).....	300	0.91
5 = Very Severe (YOPSRELS=10).....	92	0.28

(YOPSSOC)
YSDSSOC

Len : 1 RC-YOUTH: MDE ROLE IMPAIRMENT - SOCIAL LIFE

	Freq	Pct
. = Aged 18+/Unknown/Legitimate Skip (Otherwise).....	31914	97.02
1 = None (YOPSSOC=0).....	34	0.10
2 = Mild (YOPSSOC=1,2,3).....	146	0.44
3 = Moderate (YOPSSOC=4,5,6).....	315	0.96
4 = Severe (YOPSSOC=7,8,9).....	371	1.13
5 = Very Severe (YOPSSOC=10).....	113	0.34

The following variable, YSDSOVRL, is assigned the maximum level of interference over the four role domains of SDS: chores at home (YSDSHOME), school or work (YSDSWRK), family relationships (YSDSREL), and social life (YSDSSOC).

(YSDSHOME, YSDSREL, YSDSSOC, YSDSWRK)
YSDSOVRL

Len : 1 RC-YOUTH: MAX SEVERITY LEVEL OF MDE ROLE IMPAIRMENT

	Freq	Pct
. = Aged 18+/Unknown/Legitimate Skip (Otherwise).....	31910	97.01
1 = None (See comment above).....	1	0.00
2 = Mild (See comment above).....	38	0.12
3 = Moderate (See comment above).....	236	0.72
4 = Severe (See comment above).....	504	1.53
5 = Very Severe (See comment above).....	204	0.62

The following variable, MDEIMPY, is derived from the maximum severity level of MDE role impairment (YSDSOVRL) and is restricted to adolescents with past year MDE (YMDEYR).

(YMDEYR, YSDSOVRL)
MDEIMPY

Len : 1 RC-YOUTH: MDE WITH SEVERE ROLE IMPAIRMENT

	Freq	Pct
. = Aged 18+/Unknown (Otherwise).....	27363	83.19
1 = Yes (YMDEYR=1 and YSDSOVRL=4,5).....	702	2.13
2 = No (YMDEYR=2 or YSDSOVRL=1,2,3).....	4828	14.68

RECODED ADOLESCENT DEPRESSION

NOTE: The following six recoded variables define if a respondent had co-occurring major depressive episode with severe impairment and a use disorder. YMDEIMAUD, YMDEIMIUD, and YMDEIMUDPY are based on DSM-IV dependence or abuse criteria. YMDEIMAD5YR, YMDEIMID5YR, and YMDEIMSD5YR are based on DSM-5 use disorder criteria; recodes based on DSM-5 use disorder criteria were used starting with the 2020 Detailed Tables.

(ABODALC, MDEIMPY)

<u>YMDEIMAUD</u>	Len : 1 RC-YOUTH: PY MDE WITH SEVERE IMP AND ALC DEP OR ABUSE-DSM-IV		
	.	Aged 18+/Unknown MDE Impairment (MDEIMPY=.)	Freq Pct 27363 83.19
	0	No (MDEIMPY=2 or ABODALC=0)	5495 16.71
	1	Yes (MDEIMPY=1 & ABODALC=1)	35 0.11

(IRPYUD5ALC, MDEIMPY)

<u>YMDEIMAD5YR</u>	Len : 1 RC-YOUTH: PY MDE WITH SEVERE IMP AND ALC USE DISORDER-DSM-5		
	.	Aged 18+/Unknown MDE Impairment (MDEIMPY=.)	Freq Pct 27363 83.19
	0	No (MDEIMPY=2 or IRPYUD5ALC=0)	5471 16.63
	1	Yes (MDEIMPY=1 & IRPYUD5ALC=1)	59 0.18

(MDEIMPY, UDPYILL)

<u>YMDEIMIUD</u>	Len : 1 RC-YOUTH: PY MDE W/ SEVERE IMP & ILL DRG DEP OR ABUSE-DSM-IV		
	.	Aged 18+/Unknown MDE Impairment (MDEIMPY=.)	Freq Pct 27363 83.19
	0	No (MDEIMPY=2 or UDPYILL=0)	5471 16.63
	1	Yes (MDEIMPY=1 & UDPYILL=1)	59 0.18

(MDEIMPY, UDYR5ILL)

<u>YMDEIMID5YR</u>	Len : 1 RC-YOUTH: PY MDE W/ SEVERE IMP & ILL DRG USE DISORDER-DSM-5		
	.	Aged 18+/Unknown MDE Impairment (MDEIMPY=.)	Freq Pct 27363 83.19
	0	No (MDEIMPY=2 or UDYR5ILL=0)	5441 16.54
	1	Yes (MDEIMPY=1 & UDYR5ILL=1)	89 0.27

(MDEIMPY, UDPYILAL)

<u>YMDEIMUDPY</u>	Len : 1 RC-YOUTH: PY MDE W/ SEV IMPAIRMT AND SUB DEP OR ABUSE-DSM-IV		
	.	Aged 18+/Unknown MDE Impairment (MDEIMPY=.)	Freq Pct 27363 83.19
	0	No (MDEIMPY=2 or UDPYILAL=0)	5454 16.58
	1	Yes (MDEIMPY=1 & UDPYILAL=1)	76 0.23

(MDEIMPY, UDYR5ILAL)

<u>YMDEIMSD5YR</u>	Len : 1 RC-YOUTH: PY MDE W/ SEV IMPAIRMT AND SUB USE DISORDER-DSM-5		
	.	Aged 18+/Unknown MDE Impairment (MDEIMPY=.)	Freq Pct 27363 83.19
	0	No (MDEIMPY=2 or UDYR5ILAL=0)	5413 16.46
	1	Yes (MDEIMPY=1 & UDYR5ILAL=1)	117 0.36

CONSUMPTION OF ALCOHOL

CONSUMPTION OF ALCOHOL

The values in this section may be inconsistent with values for variables in other sections of the interview. Items in this section were edited when respondents legitimately skipped out of these items based on prior answers in earlier sections. Otherwise, variables in one section of the interview generally were not edited to make them consistent with variables in another section of the interview. This note applies to variables in this section marked by a¹.

NOTE: Beginning in 2017, respondents who reported that they used alcohol on 0 days in the past 30 days are no longer asked questions in the consumption of alcohol module that pertain to the past 30 days. This change has resulted in an increase in the number of respondents who were coded as "blank" compared with data from 2016 and prior years. However, this change was determined not to have affected the comparability of estimates since 2017 with those prior to 2017.

Next we return to the topic of alcohol. Remember that by a "drink", we mean a can or bottle of beer, a glass of wine or a wine cooler, a shot of liquor, or a mixed drink with liquor in it. We are not asking about times when you only had a sip or two from a drink.

Earlier, the computer recorded that you drank at least one alcoholic beverage within the past 30 days, that is, since [DATEFILL].

Please think about the last time you drank any alcoholic beverage. How many drinks did you have that time?

(CA01)

CADRLAST¹

Len : 3 # OF DRINKS THE LAST TIME DRANK IN PAST 30 DAYS

	Freq	Pct
RANGE = 1 - 71	15355	46.68
985 = BAD DATA Logically assigned	3	0.01
991 = NEVER USED ALCOHOL	8373	25.46
993 = DID NOT USE ALCOHOL IN THE PAST 30 DAYS	8297	25.22
994 = DON'T KNOW	62	0.19
997 = REFUSED	31	0.09
998 = BLANK (NO ANSWER).....	772	2.35

This last time you drank, were you alone or were you with one or more other people?

(CA02A)

CADRPEOP¹

Len : 2 ALONE OR W/ MORE THAN ONE PERSON LAST TIME DRANK

	Freq	Pct
1 = I was alone the last time I drank.....	131	0.40
2 = I was with one other person the last time I drank	255	0.78
3 = I was with >one other person the last time I drank.....	923	2.81
85 = BAD DATA Logically assigned	1	0.00
91 = NEVER USED ALCOHOL.....	8373	25.46
93 = DID NOT USE ALCOHOL IN THE PAST 30 DAYS.....	8297	25.22
94 = DON'T KNOW	4	0.01
97 = REFUSED	11	0.03
98 = BLANK (NO ANSWER)	142	0.43
99 = LEGITIMATE SKIP.....	14756	44.86

Where did you drink alcoholic beverages this last time you drank?

(CA02B)

CADRCAR¹

Len : 2 I DRANK IN A CAR OR OTHER VEHICLE

	Freq	Pct
1 = Response entered	32	0.10
3 = Response entered LOGICALLY ASSIGNED	1	0.00
6 = Response not entered	1270	3.86
91 = NEVER USED ALCOHOL.....	8373	25.46
93 = DID NOT USE ALCOHOL IN THE PAST 30 DAYS.....	8297	25.22
94 = DON'T KNOW	4	0.01
97 = REFUSED	17	0.05
98 = BLANK (NO ANSWER)	143	0.43
99 = LEGITIMATE SKIP.....	14756	44.86

CONSUMPTION OF ALCOHOL

(CA02B)
CADRHOME¹

Len : 2 I DRANK AT MY HOME

	Freq	Pct
1 = Response entered	653	1.99
3 = Response entered LOGICALLY ASSIGNED	7	0.02
6 = Response not entered	643	1.95
85 = BAD DATA Logically assigned	1	0.00
91 = NEVER USED ALCOHOL	8373	25.46
93 = DID NOT USE ALCOHOL IN THE PAST 30 DAYS	8297	25.22
94 = DON'T KNOW	4	0.01
97 = REFUSED	17	0.05
98 = BLANK (NO ANSWER)	142	0.43
99 = LEGITIMATE SKIP	14756	44.86

(CA02B)
CADROTHM¹

Len : 2 I DRANK AT SOMEONE ELSE'S HOME

	Freq	Pct
1 = Response entered	555	1.69
3 = Response entered LOGICALLY ASSIGNED	8	0.02
6 = Response not entered	740	2.25
91 = NEVER USED ALCOHOL	8373	25.46
93 = DID NOT USE ALCOHOL IN THE PAST 30 DAYS	8297	25.22
94 = DON'T KNOW	4	0.01
97 = REFUSED	17	0.05
98 = BLANK (NO ANSWER)	143	0.43
99 = LEGITIMATE SKIP	14756	44.86

(CA02B)
CADRPUBL¹

Len : 2 I DRANK AT A PARK, ON A BEACH OR IN A PARKING LOT

	Freq	Pct
1 = Response entered	32	0.10
3 = Response entered LOGICALLY ASSIGNED	1	0.00
6 = Response not entered	1270	3.86
91 = NEVER USED ALCOHOL	8373	25.46
93 = DID NOT USE ALCOHOL IN THE PAST 30 DAYS	8297	25.22
94 = DON'T KNOW	4	0.01
97 = REFUSED	17	0.05
98 = BLANK (NO ANSWER)	143	0.43
99 = LEGITIMATE SKIP	14756	44.86

(CA02B)
CADRBAR¹

Len : 2 I DRANK IN A RESTAURANT, BAR OR CLUB

	Freq	Pct
1 = Response entered	58	0.18
6 = Response not entered	1245	3.78
91 = NEVER USED ALCOHOL	8373	25.46
93 = DID NOT USE ALCOHOL IN THE PAST 30 DAYS	8297	25.22
94 = DON'T KNOW	4	0.01
97 = REFUSED	17	0.05
98 = BLANK (NO ANSWER)	143	0.43
99 = LEGITIMATE SKIP	14756	44.86

(CA02B)
CADREVNT¹

Len : 2 I DRANK AT A CONCERT OR SPORTS GAME

	Freq	Pct
1 = Response entered	6	0.02
6 = Response not entered	1297	3.94
91 = NEVER USED ALCOHOL	8373	25.46
93 = DID NOT USE ALCOHOL IN THE PAST 30 DAYS	8297	25.22
94 = DON'T KNOW	4	0.01
97 = REFUSED	17	0.05
98 = BLANK (NO ANSWER)	143	0.43
99 = LEGITIMATE SKIP	14756	44.86

CONSUMPTION OF ALCOHOL

(CA02B)
CADRSCHL¹

Len : 2 I DRANK AT SCHOOL

	Freq	Pct
1 = Response entered	16	0.05
3 = Response entered LOGICALLY ASSIGNED	2	0.01
6 = Response not entered	1285	3.91
91 = NEVER USED ALCOHOL	8373	25.46
93 = DID NOT USE ALCOHOL IN THE PAST 30 DAYS	8297	25.22
94 = DON'T KNOW	4	0.01
97 = REFUSED	17	0.05
98 = BLANK (NO ANSWER)	143	0.43
99 = LEGITIMATE SKIP	14756	44.86

(CA02B)
CADROTH¹

Len : 2 I DRANK AT SOME OTHER PLACE

	Freq	Pct
1 = Response entered	86	0.26
6 = Response not entered	1217	3.70
91 = NEVER USED ALCOHOL	8373	25.46
93 = DID NOT USE ALCOHOL IN THE PAST 30 DAYS	8297	25.22
94 = DON'T KNOW	4	0.01
97 = REFUSED	17	0.05
98 = BLANK (NO ANSWER)	143	0.43
99 = LEGITIMATE SKIP	14756	44.86

(CA02SC)
CADROTS2¹

Len : 2 OTHER PLACE YOU LAST DRANK ALCOHOL

	Freq	Pct
1 = I drank in a car or other vehicle	1	0.00
2 = I drank at my home	8	0.02
3 = I drank at someone else's home	8	0.02
4 = I drank at a park, on a beach, or in a parking lot	1	0.00
5 = I drank in a restaurant, bar or club	1	0.00
7 = I drank at school	2	0.01
8 = I drank at some other place	12	0.04
9 = At respondent's place of work/business	3	0.01
14 = At a cabin, cottage, vacation home/vacation condo	5	0.02
15 = Hotel/motel/resort/BB; restaurnt/bar/club not spec	8	0.02
23 = Street/road/alley/neighborhood	6	0.02
24 = Outside; park, beach, parking lot, water unspefd	8	0.02
35 = At a party/wedding/celebration/event; no othr info	8	0.02
85 = BAD DATA Logically assigned	7	0.02
91 = NEVER USED ALCOHOL	8373	25.46
93 = DID NOT USE ALCOHOL IN THE PAST 30 DAYS	8297	25.22
94 = DON'T KNOW	3	0.01
97 = REFUSED	22	0.07
98 = BLANK (NO ANSWER)	147	0.45
99 = LEGITIMATE SKIP	15973	48.56

Did you pay for the last alcoholic beverage that you drank?

(CA03)
CABUYFRE¹

Len : 2 PAY FOR THE LAST ALCOHOLIC BEVERAGE THAT U DRANK

	Freq	Pct
1 = Yes	358	1.09
2 = No	950	2.89
85 = BAD DATA Logically assigned	1	0.00
91 = NEVER USED ALCOHOL	8373	25.46
93 = DID NOT USE ALCOHOL IN THE PAST 30 DAYS	8297	25.22
94 = DON'T KNOW	4	0.01
97 = REFUSED	12	0.04
98 = BLANK (NO ANSWER)	142	0.43
99 = LEGITIMATE SKIP	14756	44.86

CONSUMPTION OF ALCOHOL

Did you buy this last alcoholic beverage yourself, or did you give money to someone else to buy it for you?

(CA04)

CAGVMONY¹

Len : 2 DID YOU/SOMEONE ELSE BUY LAST ALCOHOLIC BEVERAGE

	Freq	Pct
1 = I bought it myself.....	112	0.34
2 = I gave money to someone else who bought it for me	243	0.74
91 = NEVER USED ALCOHOL.....	8373	25.46
93 = DID NOT USE ALCOHOL IN THE PAST 30 DAYS.....	8297	25.22
97 = REFUSED	6	0.02
98 = BLANK (NO ANSWER)	156	0.47
99 = LEGITIMATE SKIP.....	15706	47.75

People often buy alcoholic beverages at stores, restaurants, bars, clubs, or events. Sometimes they buy alcohol from other people. Which of these statements describes the way you bought the last alcoholic beverage that you drank?

(CA05)

CABUYWHO¹

Len : 2 STATEMENT BEST DESCRIBES PURCHASE OF LAST ALCOHOL

	Freq	Pct
1 = I bought it at a store/restaurant/bar/club/event.....	93	0.28
2 = I bought it from another person.....	18	0.05
91 = NEVER USED ALCOHOL.....	8373	25.46
93 = DID NOT USE ALCOHOL IN THE PAST 30 DAYS.....	8297	25.22
97 = REFUSED	4	0.01
98 = BLANK (NO ANSWER)	159	0.48
99 = LEGITIMATE SKIP.....	15949	48.49

At which of these places did you buy the last alcoholic beverage that you drank?

(CA05A)

CABPLACE¹

Len : 2 WHERE YOU BOUGHT LAST ALCOHOLIC BEVERAGE

	Freq	Pct
1 = I bought it at a liquor/convenience/grocery store	60	0.18
2 = I bought it at a restaurant, bar or club	31	0.09
3 = I bought it at a concert, sports or other event	1	0.00
91 = NEVER USED ALCOHOL.....	8373	25.46
93 = DID NOT USE ALCOHOL IN THE PAST 30 DAYS.....	8297	25.22
94 = DON'T KNOW.....	1	0.00
97 = REFUSED	3	0.01
98 = BLANK (NO ANSWER)	160	0.49
99 = LEGITIMATE SKIP.....	15967	48.54

Did you buy this last alcoholic beverage from someone who was under age 21, or were they 21 or older?

(CA05B)

CABUNDAG¹

Len : 2 BUY LAST ALCOHOLIC BEVERAGE FR SOMEONE <21 OR 21+

	Freq	Pct
1 = Under age 21.....	7	0.02
2 = Age 21 or older.....	11	0.03
91 = NEVER USED ALCOHOL.....	8373	25.46
93 = DID NOT USE ALCOHOL IN THE PAST 30 DAYS.....	8297	25.22
97 = REFUSED	3	0.01
98 = BLANK (NO ANSWER)	160	0.49
99 = LEGITIMATE SKIP.....	16042	48.77

CONSUMPTION OF ALCOHOL

Who bought the alcoholic beverage for you?

(CA06)

CAGVWHO¹

Len : 2 WHO BOUGHT THE ALCOHOLIC BEVERAGE FOR YOU

	Freq	Pct
1 = My parent or guardian.....	12	0.04
2 = Another family member who is 21 or older.....	23	0.07
3 = Someone not related to me who is 21 or older.....	165	0.50
4 = Someone under age 21.....	33	0.10
91 = NEVER USED ALCOHOL.....	8373	25.46
93 = DID NOT USE ALCOHOL IN THE PAST 30 DAYS.....	8297	25.22
94 = DON'T KNOW.....	1	0.00
97 = REFUSED.....	12	0.04
98 = BLANK (NO ANSWER).....	159	0.48
99 = LEGITIMATE SKIP.....	15818	48.09

How did you get the last alcoholic beverage that you drank?

(CA07)

CAFREWHO¹

Len : 2 HOW DID U GET THE LAST ALCOHOLIC BEVERAGE U DRANK

	Freq	Pct
1 = My parent or guardian.....	182	0.55
2 = Another family member who is 21 or older.....	142	0.43
3 = Someone not related to me who is 21 or older.....	256	0.78
4 = Someone under age 21.....	135	0.41
5 = I took it from home.....	98	0.30
6 = I took it from someone else's home.....	28	0.09
7 = I got it some other way.....	70	0.21
14 = Someone under age 21 LOGICALLY ASSIGNED.....	1	0.00
15 = I took it from home LOGICALLY ASSIGNED.....	1	0.00
16 = I took it from someone else's home LOGICALLY ASSN.....	2	0.01
85 = BAD DATA Logically assigned.....	1	0.00
91 = NEVER USED ALCOHOL.....	8373	25.46
93 = DID NOT USE ALCOHOL IN THE PAST 30 DAYS.....	8297	25.22
94 = DON'T KNOW.....	6	0.02
97 = REFUSED.....	32	0.10
98 = BLANK (NO ANSWER).....	155	0.47
99 = LEGITIMATE SKIP.....	15114	45.95

(CA07SC)

CAFRESP2¹

Len : 2 OTHER WAY YOU GOT THE LAST ALCOHOLIC BEVERAGE

	Freq	Pct
4 = Someone under age 21 gave it to me.....	1	0.00
5 = I took it from home.....	1	0.00
6 = I took it from someone else's home.....	2	0.01
7 = I got it some other way.....	16	0.05
22 = Given by/got fr friend/acquaint; age/how unspc.....	24	0.07
24 = Given by/got from person; age/relationship unspc.....	3	0.01
33 = Found it; person's home unspecified.....	3	0.01
85 = BAD DATA Logically assigned.....	3	0.01
91 = NEVER USED ALCOHOL.....	8373	25.46
93 = DID NOT USE ALCOHOL IN THE PAST 30 DAYS.....	8297	25.22
94 = DON'T KNOW.....	9	0.03
97 = REFUSED.....	44	0.13
98 = BLANK (NO ANSWER).....	162	0.49
99 = LEGITIMATE SKIP.....	15955	48.51

CONSUMPTION OF ALCOHOL

NOTE: Beginning in 2015, questions about the misuse of prescription pain relievers, tranquilizers, stimulants, and sedatives with alcohol in the past 30 days were asked in the relevant sections of the interview about the misuse of prescription drugs instead of being asked in the consumption of alcohol section of the interview.

Think again about this last time you drank any alcoholic beverages, when you had [CA01 FILL] [drink/drinks]. Did you also use [DRUGFILL] while you were drinking or within a couple of hours of drinking?

(CA08)

<u>CADRKDRUG</u> ¹	Len : 2	ALSO USE [DRUGFILL] WHILE YOU WERE DRINKING		
			Freq	Pct
		1 = Yes.....	1676	5.10
		2 = No.....	1601	4.87
		91 = NEVER USED ALCOHOL OR NEVER USED OTHER DRUGS.....	13755	41.82
		93 = DIDNT USE ALC OR DIDNT USE DRUGS IN THE PST 30 DYS.....	15439	46.94
		94 = DON'T KNOW.....	6	0.02
		97 = REFUSED.....	12	0.04
		98 = BLANK (NO ANSWER).....	404	1.23

What other drug or drugs did you use while you were drinking or within a couple of hours of drinking?

(CA09)

<u>CADRKMARJ</u> ¹	Len : 2	MARIJUANA OR HASHISH		
			Freq	Pct
		1 = Response entered.....	224	0.68
		5 = Response entered LOG ASSN (from skip pattern).....	1392	4.23
		6 = Response not entered.....	29	0.09
		91 = NEVER USED ALCOHOL OR NEVER USED OTHER DRUGS.....	13755	41.82
		93 = DIDNT USE ALC OR DIDNT USE DRUGS IN THE PST 30 DYS.....	15439	46.94
		98 = BLANK (NO ANSWER).....	253	0.77
		99 = LEGITIMATE SKIP.....	1801	5.48

(CA09)

<u>CADRKCOCN</u> ¹	Len : 2	COCAINE OR 'CRACK'		
			Freq	Pct
		1 = Response entered.....	59	0.18
		5 = Response entered LOG ASSN (from skip pattern).....	6	0.02
		6 = Response not entered.....	51	0.16
		91 = NEVER USED ALCOHOL OR NEVER USED OTHER DRUGS.....	13755	41.82
		93 = DIDNT USE ALC OR DIDNT USE DRUGS IN THE PST 30 DYS.....	15439	46.94
		98 = BLANK (NO ANSWER).....	41	0.12
		99 = LEGITIMATE SKIP.....	3542	10.77

(CA09)

<u>CADRKHERN</u> ¹	Len : 2	HEROIN		
			Freq	Pct
		1 = Response entered.....	8	0.02
		5 = Response entered LOG ASSN (from skip pattern).....	3	0.01
		6 = Response not entered.....	7	0.02
		91 = NEVER USED ALCOHOL OR NEVER USED OTHER DRUGS.....	13755	41.82
		93 = DIDNT USE ALC OR DIDNT USE DRUGS IN THE PST 30 DYS.....	15439	46.94
		98 = BLANK (NO ANSWER).....	10	0.03
		99 = LEGITIMATE SKIP.....	3671	11.16

CONSUMPTION OF ALCOHOL

(CA09)

CADRKHALL¹

Len : 2 HALLUCINOGENS

	Freq	Pct
1 = Response entered	20	0.06
5 = Response entered LOG ASSN (from skip pattern).....	2	0.01
6 = Response not entered	134	0.41
91 = NEVER USED ALCOHOL OR NEVER USED OTHER DRUGS.....	13755	41.82
93 = DIDNT USE ALC OR DIDNT USE DRUGS IN THE PST 30 DYS.....	15439	46.94
98 = BLANK (NO ANSWER)	66	0.20
99 = LEGITIMATE SKIP.....	3477	10.57

(CA09)

CADRKINHL¹

Len : 2 INHALANTS

	Freq	Pct
1 = Response entered	2	0.01
5 = Response entered LOG ASSN (from skip pattern).....	1	0.00
6 = Response not entered	35	0.11
91 = NEVER USED ALCOHOL OR NEVER USED OTHER DRUGS.....	13755	41.82
93 = DIDNT USE ALC OR DIDNT USE DRUGS IN THE PST 30 DYS.....	15439	46.94
98 = BLANK (NO ANSWER)	42	0.13
99 = LEGITIMATE SKIP.....	3619	11.00

(CA09)

CADRMETH¹

Len : 2 METHAMPHETAMINE

	Freq	Pct
1 = Response entered	22	0.07
5 = Response entered LOG ASSN (from skip pattern).....	7	0.02
6 = Response not entered	18	0.05
91 = NEVER USED ALCOHOL OR NEVER USED OTHER DRUGS.....	13755	41.82
93 = DIDNT USE ALC OR DIDNT USE DRUGS IN THE PST 30 DYS.....	15439	46.94
98 = BLANK (NO ANSWER)	25	0.08
99 = LEGITIMATE SKIP.....	3627	11.03

NOTE: Beginning in 2015, female respondents were asked for CABINGEVR, CABINGAGE, CABINGYFU, and CABINGMFU to report about consumption of 4 or more drinks on the same occasion. As in prior years, male respondents in 2015 were asked for CABINGEVR, CABINGAGE, CABINGYFU, and CABINGMFU to report about consumption of 5 or more drinks on the same occasion. Variables pertaining to consumption of 5 or more drinks or 4 or more drinks on the same occasion have been edited with respect to ALCUS30D and ALCBNG30D.

CABINGFLG takes into account the editing of the variables ALCUS30D and ALCBNG30D in the ALCOHOL module.

CABINGFLG¹

Len : 2 ANY REPORT OF 4+ OR 5+ DRINKS FROM ALCOHOL MODULE

	Freq	Pct
0 = No report of 4+/5+ drinks or not applicable.....	25421	77.28
1 = Binge alcohol use on 1+ days (ALCBNG30D=1-30).....	7320	22.25
11 = Report of 4+/5+ drinks in ALCUS30D.....	46	0.14
85 = BAD DATA Logically assigned.....	106	0.32

Earlier the computer recorded that you have had at least one drink of an alcoholic beverage in your lifetime. Have you ever had [4 or more]/[5 or more] drinks on the same occasion? By 'occasion,' we mean at the same time or within a couple of hours of each other.

(CA10)

CABINGEVR¹

Len : 2 EVER HAD 4/5 OR MORE DRINKS ON THE SAME OCCASION

	Freq	Pct
1 = Yes.....	8014	24.36
2 = No.....	8331	25.33
3 = Yes LOGICALLY ASSIGNED.....	8	0.02
5 = Yes LOGICALLY ASSIGNED (from skip pattern)	7534	22.90
85 = BAD DATA Logically assigned.....	1	0.00
91 = NEVER USED ALCOHOL.....	8373	25.46
94 = DON'T KNOW	34	0.10
97 = REFUSED	42	0.13
98 = BLANK (NO ANSWER)	556	1.69

CONSUMPTION OF ALCOHOL

Earlier the computer recorded that you had [4 or more]/[5 or more] drinks on the same occasion in the past 30 days. How old were you the first time you had [4 or more]/[5 or more] drinks on the same occasion?

How old were you the first time you had [4 or more]/[5 or more] drinks on the same occasion?

(CA11)

<u>CABINGAGE</u> ¹ Len : 3 AGE 1ST TIME HAD 4 OR 5 OR MORE DRINKS SAME OCCASION		Freq	Pct
RANGE = 2 - 86.....		14704	44.70
985 = BAD DATA Logically assigned.....		244	0.74
991 = NEVER USED ALCOHOL.....		8373	25.46
994 = DON'T KNOW.....		290	0.88
997 = REFUSED.....		46	0.14
998 = BLANK (NO ANSWER).....		905	2.75
999 = LEGITIMATE SKIP.....		8331	25.33

Did you first have [4 or more]/[5 or more] drinks on the same occasion in [CURRENT YEAR - 1] or [CURRENT YEAR]?

Did you first have [4 or more]/[5 or more] drinks on the same occasion in [CURRENT YEAR - 2] or [CURRENT YEAR - 1]?

In what month in [CURRENT YEAR] did you first have [4 or more]/[5 or more] drinks on the same occasion?

(CA11A, CA11B, CA11C)

<u>CABINGYFU</u> ¹ Len : 4 YEAR OF FIRST 4 OR 5 + DRINKS ON SAME OCCASION - RECODE		Freq	Pct
RANGE = 2018 - 2020.....		1471	4.47
9985 = BAD DATA Logically assigned.....		31	0.09
9989 = LEGITIMATE SKIP Logically assigned.....		44	0.13
9991 = NEVER USED ALCOHOL.....		8373	25.46
9994 = DON'T KNOW.....		298	0.91
9997 = REFUSED.....		47	0.14
9998 = BLANK (NO ANSWER).....		1147	3.49
9999 = LEGITIMATE SKIP.....		21482	65.31

In what month in [CURRENT YEAR] did you first have [4 or more]/[5 or more] drinks on the same occasion?

In what month in [YEAR FROM CA11a or CA11b] did you first have [4 or more]/[5 or more] drinks on the same occasion?

(CA11C, CA11D)

<u>CABINGMFU</u> ¹ Len : 2 MONTH OF 4 OR 5+ DRINKS ON SAME OCCASION - RECODE		Freq	Pct
1 = January.....		213	0.65
2 = February.....		74	0.22
3 = March.....		66	0.20
4 = April.....		58	0.18
5 = May.....		81	0.25
6 = June.....		108	0.33
7 = July.....		111	0.34
8 = August.....		100	0.30
9 = September.....		108	0.33
10 = October.....		146	0.44
11 = November.....		135	0.41
12 = December.....		192	0.58
85 = BAD DATA Logically assigned.....		55	0.17
89 = LEGITIMATE SKIP Logically assigned.....		44	0.13
91 = NEVER USED ALCOHOL.....		8373	25.46
94 = DON'T KNOW.....		340	1.03
97 = REFUSED.....		50	0.15
98 = BLANK (NO ANSWER).....		1157	3.52
99 = LEGITIMATE SKIP.....		21482	65.31

NOTE: EIBINGAGE is an "editing indicator" for the variable CABINGAGE. The default value of EIBINGAGE is 1, when no editing has been done to CABINGAGE, other than to replace values with "bad data" codes or to assign relevant LEGITIMATE SKIP/NEVER USED ALCOHOL codes when the question did not apply. EIBINGAGE has values of 2 when values in CABINGAGE have logically been replaced with other values as part of the data editing procedures.

<u>EIBINGAGE</u> ¹ Len : 1 EDITING INDICATOR FOR CABINGAGE		Freq	Pct
1 = Questionnaire data (or bad data/legitimate skip).....		32875	99.95
2 = Logically assigned data.....		18	0.05

CONSUMPTION OF ALCOHOL

NOTE: EIBINGYFU is an "editing indicator" for the variable CABINGYFU. The default value of EIBINGYFU is 1, when no editing has been done to CABINGYFU, other than to replace values with "bad data" codes or to assign relevant LEGITIMATE SKIP/NEVER USED ALCOHOL codes when the question did not apply. EIBINGYFU has values of 2 when values in CABINGYFU have logically been replaced with other values as part of the data editing procedures.

EIBINGYFU¹ Len : 1 EDITING INDICATOR FOR CABINGYFU

	Freq	Pct
1 = Questionnaire data (or bad data/legitimate skip).....	32876	99.95
2 = Logically assigned data.....	17	0.05

NOTE: EIBINGMFU is an "editing indicator" for the variable CABINGMFU. The default value of EIBINGMFU is 1, when no editing has been done to CABINGMFU, other than to replace values with "bad data" codes or to assign relevant LEGITIMATE SKIP/NEVER USED ALCOHOL codes when the question did not apply. EIBINGMFU has values of 2 when values in CABINGMFU have logically been replaced with other values as part of the data editing procedures.

EIBINGMFU¹ Len : 1 EDITING INDICATOR FOR CABINGMFU

	Freq	Pct
1 = Questionnaire data (or bad data/legitimate skip).....	32884	99.97
2 = Logically assigned data.....	9	0.03

RECODED CONSUMPTION OF ALCOHOL

RECODED CONSUMPTION OF ALCOHOL

NOTE: The variables in this section are recoded variables that were created from one or more of the edited variables from the preceding section.

NOTE: Certain source variables that were used to create recoded variables have valid values that might not have been reported or assigned for the current survey year. However, these values have been included in the general specifications in the codebook on how the recoded variables were created. See additional details about this issue in the Organization of the Data File section of this codebook introduction.

The following variable defines the social context of a respondent's last alcohol use, including whether they drank alone or if they were with one or more persons.

(CADRPEOP)

UADPEOP

Len : 1 RC-SOCIAL CONTEXT OF MOST RECENT ALCOHOL USE

	Freq	Pct
. = Unknown (Otherwise).....	158	0.48
1 = Drank Alone (CADRPEOP=1).....	131	0.40
2 = Drank with One Other Person (CADRPEOP=2).....	255	0.78
3 = Drank with More Than One Person (CADRPEOP=3).....	923	2.81
4 = No Past Mon Alc/Aged 21+ (CADRPEOP=89,91,93,99).....	31426	95.54

NOTE: The following eight variables define the locations where respondents had their most recent alcohol use.

(CADRCAR)

UADCAR

Len : 1 RC-MOST RECENT ALCOHOL USE IN A CAR

	Freq	Pct
. = Unknown/No PM Use/Aged 21+ (Otherwise).....	31590	96.04
1 = Yes (CADRCAR=1,3).....	33	0.10
2 = No (CADRCAR=6).....	1270	3.86

(CADRHOM)

UADHOME

Len : 1 RC-MOST RECENT ALCOHOL USE AT HOME

	Freq	Pct
. = Unknown/No PM Use/Aged 21+ (Otherwise).....	31590	96.04
1 = Yes (CADRHOM=1,3).....	660	2.01
2 = No (CADRHOM=6).....	643	1.95

(CADROTHM)

UADOTHM

Len : 1 RC-MOST RECENT ALCOHOL USE AT SOMEONE ELSE'S HOME

	Freq	Pct
. = Unknown/No PM Use/Aged 21+ (Otherwise).....	31590	96.04
1 = Yes (CADROTHM=1,3).....	563	1.71
2 = No (CADROTHM=6).....	740	2.25

(CADRPUBL)

UADPUBL

Len : 1 RC-MOST RECENT ALCOHOL USE AT A PARK, BEACH, OR LOT

	Freq	Pct
. = Unknown/No PM Use/Aged 21+ (Otherwise).....	31590	96.04
1 = Yes (CADRPUBL=1,3).....	33	0.10
2 = No (CADRPUBL=6).....	1270	3.86

(CADRBAR)

UADBAR

Len : 1 RC-MOST RECENT ALCOHOL USE AT RESTAURANT, BAR, OR CLUB

	Freq	Pct
. = Unknown/No PM Use/Aged 21+ (Otherwise).....	31590	96.04
1 = Yes (CADRBAR=1,3).....	58	0.18
2 = No (CADRBAR=6).....	1245	3.78

(CADREVNT)

UADVNT

Len : 1 RC-MOST RECENT ALCOHOL USE AT CONCERT OR SPORTS GAME

	Freq	Pct
. = Unknown/No PM Use/Aged 21+ (Otherwise).....	31590	96.04
1 = Yes (CADREVNT=1,3).....	6	0.02
2 = No (CADREVNT=6).....	1297	3.94

RECODED CONSUMPTION OF ALCOHOL

(CADRSCHL)
UADSCHL

Len : 1 RC-MOST RECENT ALCOHOL USE AT SCHOOL

	Freq	Pct
. = Unknown/No PM Use/Aged 21+ (Otherwise).....	31590	96.04
1 = Yes (CADRSCHL=1,3).....	18	0.05
2 = No (CADRSCHL=6).....	1285	3.91

The following variable, UADROTH, was assigned a negative response if a respondent indicated not receiving their most recent alcohol from some other place (CADROTH=6) or indicated receiving their most recent alcohol from one of the other specific locations asked about (CADROTH=1 & CADROTS2=1-7). A missing was assigned if a respondent indicated that they received their most recent alcohol from some other place (CADROTH=1) and their response to the other-specify follow-up question was invalid or unknown (CADROTS2=70, 85, 94, 97, 98) or if they were not alcohol users, or did not indicate any location for their most recent alcohol use (CADROTH=91, 93, 94, 97, 98, 99).

(CADROTH, CADROTS2)
UADROTH

Len : 1 RC-MOST RECENT ALCOHOL USE AT SOME OTHER PLACE

	Freq	Pct
. = Unknown/No PM Use/Aged 21+ (See comment above).....	31606	96.09
1 = Yes (CADROTH=1 and CADROTS2=8-41).....	49	0.15
2 = No (See comment above).....	1238	3.76

(CADROTS2)
UADOTSP

Len : 1 RC-OTHER LOCATIONS OF MOST RECENT ALCOHOL USE

	Freq	Pct
. = Unknown (CADROTS2=70,85,94,97,98).....	180	0.55
1 = Party, Wedding, or Celebration (CADROTS2=35).....	8	0.02
2 = Outside: Location Not Specified (CADROTS2=24).....	8	0.02
3 = Hotel, Motel, or Resort (CADROTS2=15).....	8	0.02
4 = Camping, Hunting, or Fishing (CADROTS2=22).....	2	0.01
5 = Cabin, Cottage, Vacation Home, Etc. (CADROTS2=14).....	5	0.02
6 = Dorm Room (CADROTS2=29).....	1	0.00
7 = Other Location, Nonuser, or Aged 21+ (Otherwise).....	32681	99.36

(CABUYFRE)
UADPAID

Len : 1 RC-UNDERAGE DRINKER PAID FOR MOST RECENT ALCOHOL

	Freq	Pct
. = Unknown (Otherwise).....	159	0.48
1 = Yes (CABUYFRE=1).....	358	1.09
2 = No (CABUYFRE=2).....	950	2.89
3 = No Past Mon Alc/Aged 21+ (CABUYFRE=89,91,93,99).....	31426	95.54

A respondent was assigned a value of UADMONEY=3 if they did not use alcohol in the past month, were aged 21 or older, or were past month alcohol users who were under 21 but did not pay for their most recent alcohol (CAGVMONEY=89, 91, 93, 99).

(CAGVMONEY)
UADMONEY

Len : 1 RC-UNDERAGE DRINKER PURCHASED MOST RECENT ALCOHOL

	Freq	Pct
. = Unknown (Otherwise).....	162	0.49
1 = Bought Myself (CAGVMONEY=1).....	112	0.34
2 = Gave Money to Someone Else to Buy (CAGVMONEY=2).....	243	0.74
3 = No Pst Mon Alc/Aged 21+/No Pay (See comment above).....	32376	98.43

A respondent was assigned a value of UADBWHO=3 if they did not use alcohol in the past month, were aged 21 or older, were past month alcohol users who were under 21 but did not pay for their most recent alcohol, or were past month alcohol users who were under 21 and paid for their most recent alcohol but did not buy it themselves (CABUYWHO=89, 91, 93, 99).

(CABUYWHO)
UADBWHO

Len : 1 RC-HOW UNDERAGE DRINKER PURCHASED MOST RECNT ALCOHOL

	Freq	Pct
. = Unknown (Otherwise).....	163	0.50
1 = Bought at a Store/Restaurant/Etc. (CABUYWHO=1).....	93	0.28
2 = Bought From Another Person (CABUYWHO=2).....	18	0.05
3 = No PM Alc/Aged 21+/No Pay, Buy (See comment above).....	32619	99.17

RECODED CONSUMPTION OF ALCOHOL

A respondent was assigned a value of UADPLACE=4 if they did not use alcohol in the past month, were aged 21 or older, were past month alcohol users who were under 21 but bought from another person, were past month alcohol users who were under 21 but did not pay for their most recent alcohol, or were past month alcohol users who were under 21 and paid for their most recent alcohol but did not buy it themselves (CABPLACE=89, 91, 93, 99).

(CABPLACE)

UADPLACE

Len : 1 RC-WHERE UNDERAGE DRINKER PURCHSD MOST RECNT ALCOHOL		Freq	Pct
.	= Unknown (Otherwise).....	164	0.50
1	= Bought at Liquor/Grocery Store (CABPLACE=1)	60	0.18
2	= Bought at a Restaurant/Bar/Club (CABPLACE=2)	31	0.09
3	= Bought at a Concert/Sports/Event (CABPLACE=3).....	1	0.00
4	= No PM Alc/21+/Prsn/No Pay, Buy (See comment above).....	32637	99.22

A respondent was assigned a value of UADBUND=3 if they did not use alcohol in the past month, were aged 21 or older, were past month alcohol users who were under 21 and bought it at a store, restaurant, bar, club, or event, were past month alcohol users who were under 21 but did not pay for their most recent alcohol, or were past month alcohol users who were under 21 and paid for their most recent alcohol but did not buy it themselves (CABUNDAG=89, 91, 93, 99).

(CABUNDAG)

UADBUND

Len : 1 RC-AGE PERSON WHO PURCHASED ALC FOR UNDERAGE DRINKER		Freq	Pct
.	= Unknown (Otherwise).....	163	0.50
1	= Under Age 21 (CABUNDAG=1).....	7	0.02
2	= Aged 21 or Older (CABUNDAG=2)	11	0.03
3	= No PM Alc/21+/Pice/No Pay, Buy (See comment above).....	32712	99.45

A respondent was assigned a value of UADCAG=5 if they did not use alcohol in the past month, were aged 21 or older, were past month alcohol users who were under 21 but did not pay for their most recent alcohol, or were past month alcohol users who were under 21 but bought it themselves (CAGVWHO=89, 91, 93, 99).

(CAGVWHO)

UADCAG

Len : 1 RC-WHO PURCHASED UNDERAGE DRINKER MOST RECENT ALCOHOL		Freq	Pct
.	= Unknown (Otherwise).....	172	0.52
1	= Parent or Guardian (CAGVWHO=1).....	12	0.04
2	= Another Family Member Aged 21 or Older (CAGVWHO=2).....	23	0.07
3	= Someone Not Related Aged 21 or Older (CAGVWHO=3).....	165	0.50
4	= Someone Under the Age of 21 (CAGVWHO=4).....	33	0.10
5	= No PM Alc/21+/No Pay/Buy Self (See comment above).....	32488	98.77

The following variable, UADFWHO, was assigned missing if a respondent indicated that some other person gave them the last alcohol they drank (CAFREWHO=7) and their response to the other-specify follow-up question was unknown (CAFRESP2=70, 85, 94, 97, 98) or if they did not indicate who gave them the last alcohol they drank (CAFREWHO=85, 94, 97, 98). A respondent was assigned a value of UADFWHO=8 if they did not use alcohol in the past month, were aged 21 or older, or were past month alcohol users who were under 21 but paid for it themselves (CAFREWHO=89,91,93,99).

(CAFRESP2, CAFREWHO)

UADFWHO

Len : 1 RC-WHO GAVE UNDERAGE DRINKER MOST RECENT ALCOHOL		Freq	Pct
.	= Unknown (See comment above).....	218	0.66
1	= Parent or Guardian (CAFREWHO=1,11)	182	0.55
2	= Another Family Member, 21 or Older (CAFREWHO=2,12).....	142	0.43
3	= Someone Not Related, 21 or Older (CAFREWHO=3,13).....	256	0.78
4	= Someone Under the Age of 21 (CAFREWHO=4,14)	136	0.41
5	= Took From My Home (CAFREWHO=5,15)	99	0.30
6	= Took From Someone Else's Home (CAFREWHO=6,16).....	30	0.09
7	= Some Other Way (CAFREWHO=7 & CAFRESP2=7-43)	46	0.14
8	= No PM Alc/Aged 21+/Pay (See comment above).....	31784	96.63

RECODED CONSUMPTION OF ALCOHOL

The following variable, UADFRD, was assigned a negative response if a respondent indicated receiving their most recent alcohol not from a friend (CAFREWHO=1-6, 11-16) or from some other person besides a friend (CAFREWHO=7 & CAFRESP2=7, 8-21, 23-42). A missing was assigned if a respondent indicated that some other person gave them the last alcohol they drank (CAFREWHO=7) and their response to the other-specify follow-up question was unknown (CAFRESP2=70, 85, 94, 97, 98) or if they did not indicate who gave them the last alcohol they drank (CAFREWHO=85, 94, 97, 98). A respondent was assigned a value of UADFRD=3 if they did not use alcohol in the past month, were aged 21 or older, or were past month alcohol users who were under 21 but paid for it themselves (CAFREWHO=89,91,93,99).

(CAFRESP2, CAFREWHO)

UADFRD Len : 1 RC-MOST RECENT ALCOHOL FROM FRIEND, UNSPEC AGE/METHOD

	Freq	Pct
. = Unknown (See comment above).....	218	0.66
1 = Got From a Friend (CAFREWHO=7 & CAFRESP2=22,43).....	24	0.07
2 = Not From a Friend (See comment above).....	867	2.64
3 = No PM Alc/Aged 21+/Pay (See comment above).....	31784	96.63

NOTE: The following six variables define specific drugs used at the same time or within a couple hours of the respondent's last alcohol use.

(CADRKMARJ)

CADRKMARJ2 Len : 1 RC-USED MARIJUANA WITH LAST ALCOHOL USE

	Freq	Pct
. = Unknown (Otherwise).....	253	0.77
0 = No (CADRKMARJ=6,81,83,89,91,93,99).....	31024	94.32
1 = Yes (CADRKMARJ=1,5).....	1616	4.91

(CADRKCOCN)

CADRKCOCN2 Len : 1 RC-USED COCAINE WITH LAST ALCOHOL USE

	Freq	Pct
. = Unknown (Otherwise).....	41	0.12
0 = No (CADRKCOCN=6,81,83,89,91,93,99).....	32877	99.68
1 = Yes (CADRKCOCN=1,5).....	65	0.20

(CADRKHERN)

CADRKHERN2 Len : 1 RC-USED HEROIN WITH LAST ALCOHOL USE

	Freq	Pct
. = Unknown (Otherwise).....	10	0.03
0 = No (CADRKHERN=6,81,83,89,91,93,99).....	32872	99.94
1 = Yes (CADRKHERN=1,5).....	11	0.03

(CADRKHALL)

CADRKHALL2 Len : 1 RC-USED HALLUCINOGENS WITH LAST ALCOHOL USE

	Freq	Pct
. = Unknown (Otherwise).....	66	0.20
0 = No (CADRKHALL=6,81,83,89,91,93,99).....	32805	99.73
1 = Yes (CADRKHALL=1,5).....	22	0.07

(CADRKINHL)

CADRKINHL2 Len : 1 RC-USED INHALANTS WITH LAST ALCOHOL USE

	Freq	Pct
. = Unknown (Otherwise).....	42	0.13
0 = No (CADRKINHL=6,81,83,89,91,93,99).....	32848	99.86
1 = Yes (CADRKINHL=1,5).....	3	0.01

(CADRKMETH)

CADRKMETH2 Len : 1 RC-USED METHAMPHETAMINE WITH LAST ALCOHOL USE

	Freq	Pct
. = Unknown (Otherwise).....	25	0.08
0 = No (CADRKMETH=6,81,83,89,91,93,99).....	32839	99.84
1 = Yes (CADRKMETH=1,5).....	29	0.09

EMERGING ISSUES

EMERGING ISSUES

Do you think you ever had a problem with your own drug or alcohol use?

(CA15)

CASUPROB¹

Len : 2 THINK EVER HAD PROBLEM WITH OWN DRUG OR ALCOHOL USE

	Freq	Pct
1 = Yes.....	3115	9.47
2 = No.....	22967	69.82
85 = BAD DATA Logically assigned	3	0.01
94 = DON'T KNOW	58	0.18
97 = REFUSED	58	0.18
98 = BLANK (NO ANSWER)	969	2.95
99 = LEGITIMATE SKIP.....	5723	17.40

At this time do you consider yourself to be in recovery or recovered from your own problem with drugs or alcohol use?

(CA16)

CASURCVR¹

Len : 2 THINK IN RECOVERY FROM DRUG OR ALCOHOL PROBLEM

	Freq	Pct
1 = Yes.....	2220	6.75
2 = No.....	882	2.68
85 = BAD DATA Logically assigned	2	0.01
94 = DON'T KNOW	9	0.03
97 = REFUSED	4	0.01
98 = BLANK (NO ANSWER)	1086	3.30
99 = LEGITIMATE SKIP.....	28690	87.22

Do you think you ever had a problem with your own mental health?

(CA17)

CAMHPROB¹

Len : 2 THINK EVER HAD PROBLEM WITH OWN MENTAL HEALTH

	Freq	Pct
1 = Yes.....	7714	23.45
2 = No.....	18335	55.74
85 = BAD DATA Logically assigned	3	0.01
94 = DON'T KNOW	86	0.26
97 = REFUSED	57	0.17
98 = BLANK (NO ANSWER)	975	2.96
99 = LEGITIMATE SKIP.....	5723	17.40

At this time do you consider yourself to be in recovery or recovered from your own mental health problem?

(CA18)

CAMHRCVR¹

Len : 2 THINK IN RECOVERY FROM MENTAL HEALTH PROBLEM

	Freq	Pct
1 = Yes.....	4955	15.06
2 = No.....	2690	8.18
85 = BAD DATA Logically assigned	2	0.01
94 = DON'T KNOW	58	0.18
97 = REFUSED	9	0.03
98 = BLANK (NO ANSWER)	1121	3.41
99 = LEGITIMATE SKIP.....	24058	73.14

EMERGING ISSUES

This next question is about kratom, which can come in forms such as powder, pills, or leaf.

Have you ever, even once, used kratom?

(KA01)

KRATEVER

Len : 2 EVER USED KRATOM

	Freq	Pct
1 = Yes.....	577	1.75
2 = No.....	31150	94.70
85 = BAD DATA Logically assigned.....	4	0.01
94 = DON'T KNOW.....	115	0.35
97 = REFUSED.....	41	0.12
98 = BLANK (NO ANSWER).....	1006	3.06

How long has it been since you last used kratom?

(KALAST3)

KRATREC

Len : 2 TIME SINCE LAST USED KRATOM

	Freq	Pct
1 = Within the past 30 days.....	100	0.30
2 = More than 30 days ago but within the past 12 mos.....	121	0.37
3 = More than 12 months ago.....	349	1.06
9 = Used at some point in the lifetime LOG ASSN.....	7	0.02
85 = BAD DATA Logically assigned.....	2	0.01
91 = NEVER USED KRATOM.....	31150	94.70
98 = BLANK (NO ANSWER).....	1164	3.54

The next questions are about vaping with e-cigarettes or other vaping devices. These devices might also be called vape pens, personal vaporizers, or mods. People can vape nicotine or tobacco, marijuana, flavoring, or other substances.

Have you ever, even once, vaped anything with an e-cigarette or other vaping device?

(VPANYLIF)

VAPANYEVR

Len : 2 EVER VAPED ANYTHING WITH E-CIG OR OTHER VAPING DEVICE

	Freq	Pct
1 = Yes.....	7011	21.31
2 = No.....	24777	75.33
85 = BAD DATA Logically assigned.....	4	0.01
94 = DON'T KNOW.....	42	0.13
97 = REFUSED.....	50	0.15
98 = BLANK (NO ANSWER).....	1009	3.07

How long has it been since you last vaped anything with an e-cigarette or other vaping device?

(VPANYREC)

VAPANYREC

Len : 2 TIME SINCE LAST VAPED ANYTHING

	Freq	Pct
1 = Within the past 30 days.....	2442	7.42
2 = More than 30 days ago but within the past 12 mos.....	1824	5.55
3 = More than 12 months ago.....	2733	8.31
8 = Used at some point in the past 12 mos LOG ASSN.....	1	0.00
9 = Used at some point in the lifetime LOGICALLY ASSIGNED.....	10	0.03
11 = Used in the past 30 days LOGICALLY ASSIGNED.....	1	0.00
85 = BAD DATA Logically assigned.....	2	0.01
91 = NEVER VAPED ANYTHING.....	24777	75.33
98 = BLANK (NO ANSWER).....	1103	3.35

EMERGING ISSUES

The next questions are about vaping nicotine or tobacco.

Have you ever, even once, vaped nicotine or tobacco with an e-cigarette or other vaping device?

(VPNILIF)

VAPNICEVR

Len : 2 EVER VAPED NICOTINE OR TOBACCO WITH E-CIG OR VAPING DEVICE

	Freq	Pct
1 = Yes.....	5126	15.58
2 = No.....	1864	5.67
85 = BAD DATA Logically assigned.....	2	0.01
91 = NEVER VAPED ANYTHING.....	24777	75.33
94 = DON'T KNOW.....	18	0.05
97 = REFUSED.....	2	0.01
98 = BLANK (NO ANSWER).....	1104	3.36

How long has it been since you last vaped nicotine or tobacco with an e-cigarette or other vaping device?

(VPNIRECA, VPNIRECB)

VAPNICREC

Len : 2 TIME SINCE LAST VAPED NICOTINE OR TOBACCO

	Freq	Pct
1 = Within the past 30 days.....	1777	5.40
2 = More than 30 days ago but within the past 12 mos.....	1216	3.70
3 = More than 12 months ago.....	2125	6.46
9 = Used at some point in the lifetime LOGICALLY ASSIGNED.....	6	0.02
19 = Used more than 30 days ago LOG ASSN.....	2	0.01
85 = BAD DATA Logically assigned.....	2	0.01
91 = NEVER VAPED NICOTINE OR TOBACCO.....	26641	80.99
98 = BLANK (NO ANSWER).....	1124	3.42

The next question is about synthetic marijuana or fake weed, also called K2 or Spice. Have you ever, even once, used synthetic marijuana or fake weed?

(SMLIF)

SYNMRJEVR

Len : 2 EVER USED SYNTHETIC MARIJUANA

	Freq	Pct
1 = Yes.....	958	2.91
2 = No.....	30816	93.69
85 = BAD DATA Logically assigned.....	4	0.01
94 = DON'T KNOW.....	59	0.18
97 = REFUSED.....	42	0.13
98 = BLANK (NO ANSWER).....	1014	3.08

How long has it been since you last used synthetic marijuana or fake weed?

(SMREC)

SYNMRJREC

Len : 2 TIME SINCE LAST USED SYNTHETIC MARIJUANA

	Freq	Pct
1 = Within the past 30 days.....	73	0.22
2 = More than 30 days ago but within the past 12 mos.....	89	0.27
3 = More than 12 months ago.....	790	2.40
9 = Used at some point in the lifetime LOGICALLY ASSIGNED.....	6	0.02
85 = BAD DATA Logically assigned.....	2	0.01
91 = NEVER USED SYNTHETIC MARIJUANA.....	30816	93.69
98 = BLANK (NO ANSWER).....	1117	3.40

The next question is about synthetic stimulants that people use to get high, also called "bath salts" or flakka.

Have you ever, even once, used these synthetic stimulants?

(SMLIF)

SYNSTMEVR

Len : 2 EVER USED SYNTHETIC STIMULANTS

	Freq	Pct
1 = Yes.....	84	0.26
2 = No.....	31705	96.39
85 = BAD DATA Logically assigned.....	4	0.01
94 = DON'T KNOW.....	40	0.12
97 = REFUSED.....	43	0.13
98 = BLANK (NO ANSWER).....	1017	3.09

EMERGING ISSUES

How long has it been since you last used these synthetic stimulants, also called "bath salts" or flakka?

(SSREC)

SYNSTMREC

Len : 2 TIME SINCE LAST USED SYNTHETIC STIMULANTS

	Freq	Pct
1 = Within the past 30 days.....	7	0.02
2 = More than 30 days ago but within the past 12 mos	8	0.02
3 = More than 12 months ago	69	0.21
85 = BAD DATA Logically assigned.....	2	0.01
91 = NEVER USED SYNTHETIC STIMULANTS.....	31705	96.39
98 = BLANK (NO ANSWER)	1102	3.35

We have a few more questions to ask you about your experiences with the [alcohol you drank]/[alcohol you drank and the other drugs that you used]/[drugs that you used]. During the past 12 months, were there times when you had a strong urge to drink alcohol?

(SDALURGE)

SDALURGEED

Len : 2 STRONG URGE TO DRK ALCOHOL IN PAST 12 MOS

	Freq	Pct
1 = Yes.....	4044	12.29
2 = No.....	13018	39.58
83 = DID NOT USE ALCOHOL IN THE PAST 12 MOS Logically assigned.....	46	0.14
85 = BAD DATA Logically assigned.....	5	0.02
91 = NEVER USED ALCOHOL.....	8373	25.46
93 = DID NOT USE ALCOHOL IN THE PAST 12 MOS.....	6641	20.19
94 = DON'T KNOW.....	16	0.05
97 = REFUSED.....	25	0.08
98 = BLANK (NO ANSWER)	725	2.20

Think about your use of marijuana or hashish during the past 12 months as you answer these next questions. During the past 12 months, were there times when you had a strong urge to use marijuana or hashish?

(SDMJURGE)

SDMJURGEED

Len : 2 STRONG URGE TO USE MJ IN PAST 12 MOS

	Freq	Pct
1 = Yes.....	1982	6.03
2 = No.....	2908	8.84
83 = DID NOT USE MARIJUANA IN THE PAST 12 MOS Logically assigned.....	15	0.05
85 = BAD DATA Logically assigned.....	3	0.01
91 = NEVER USED MARIJUANA	18040	54.84
93 = DID NOT USE MARIJUANA IN THE PAST 12 MOS.....	9577	29.12
94 = DON'T KNOW.....	8	0.02
97 = REFUSED.....	32	0.10
98 = BLANK (NO ANSWER)	328	1.00

People who have used marijuana or hashish heavily for a long time may experience withdrawal symptoms when they use less or stop using. During the past 12 months, did you have the following withdrawal symptoms after you used less or stopped using marijuana or hashish for a while?

(SDMJWDLA1)

SDMJWDLA1ED

Len : 2 FEELING IRRITABLE OR ANGRY-MJ W/DRL SYM PST 12 MOS

	Freq	Pct
1 = Yes.....	635	1.93
2 = No (not entered).....	651	1.98
83 = DID NOT USE MARIJUANA IN THE PAST 12 MOS Logically assigned.....	15	0.05
85 = BAD DATA Logically assigned.....	6	0.02
91 = NEVER USED MARIJUANA	18040	54.84
93 = DID NOT USE MARIJUANA IN THE PAST 12 MOS.....	9577	29.12
94 = DON'T KNOW.....	22	0.07
95 = I have never had any of these symptoms.....	3576	10.87
97 = REFUSED.....	39	0.12
98 = BLANK (NO ANSWER)	332	1.01

EMERGING ISSUES

(SDMJWDLA2)
SDMJWDLA2ED

Len : 2 FEELING ANXIOUS/NERVOUS - MJ W/DRL SYM PST 12 MOS

	Freq	Pct
1 = Yes.....	623	1.89
2 = No (not entered).....	663	2.02
83 = DID NOT USE MARIJUANA IN THE PAST 12 MOS Logically assigned	15	0.05
85 = BAD DATA Logically assigned	7	0.02
91 = NEVER USED MARIJUANA	18040	54.84
93 = DID NOT USE MARIJUANA IN THE PAST 12 MOS.....	9577	29.12
94 = DON'T KNOW.....	22	0.07
95 = I have never had any of these symptoms.....	3576	10.87
97 = REFUSED	39	0.12
98 = BLANK (NO ANSWER)	331	1.01

(SDMJWDLA3)
SDMJWDLA3ED

Len : 2 HAVING TROUBLE SLEEPING - MJ W/DRL SYM PST 12 MOS

	Freq	Pct
1 = Yes.....	737	2.24
2 = No (not entered).....	549	1.67
83 = DID NOT USE MARIJUANA IN THE PAST 12 MOS Logically assigned	15	0.05
85 = BAD DATA Logically assigned	5	0.02
91 = NEVER USED MARIJUANA	18040	54.84
93 = DID NOT USE MARIJUANA IN THE PAST 12 MOS.....	9577	29.12
94 = DON'T KNOW.....	22	0.07
95 = I have never had any of these symptoms.....	3576	10.87
97 = REFUSED	39	0.12
98 = BLANK (NO ANSWER)	333	1.01

(SDMJWDLA4)
SDMJWDLA4ED

Len : 2 LOSING APPETITE OR WEIGHT-MJ W/DRL SYM PST 12 MOS

	Freq	Pct
1 = Yes.....	362	1.10
2 = No (not entered).....	924	2.81
83 = DID NOT USE MARIJUANA IN THE PAST 12 MOS Logically assigned	15	0.05
85 = BAD DATA Logically assigned	5	0.02
91 = NEVER USED MARIJUANA	18040	54.84
93 = DID NOT USE MARIJUANA IN THE PAST 12 MOS.....	9577	29.12
94 = DON'T KNOW.....	22	0.07
95 = I have never had any of these symptoms.....	3576	10.87
97 = REFUSED	39	0.12
98 = BLANK (NO ANSWER)	333	1.01

(SDMJWDLA5)
SDMJWDLA5ED

Len : 2 COULDN'T SIT STILL - MJ W/DRL SYM PST 12 MOS

	Freq	Pct
1 = Yes.....	200	0.61
2 = No (not entered).....	1086	3.30
83 = DID NOT USE MARIJUANA IN THE PAST 12 MOS Logically assigned	15	0.05
85 = BAD DATA Logically assigned	5	0.02
91 = NEVER USED MARIJUANA	18040	54.84
93 = DID NOT USE MARIJUANA IN THE PAST 12 MOS.....	9577	29.12
94 = DON'T KNOW.....	22	0.07
95 = I have never had any of these symptoms.....	3576	10.87
97 = REFUSED	39	0.12
98 = BLANK (NO ANSWER)	333	1.01

(SDMJWDLA6)
SDMJWDLA6ED

Len : 2 FEELING DEPRESSED - MJ W/DRL SYM PST 12 MOS

	Freq	Pct
1 = Yes.....	372	1.13
2 = No (not entered).....	914	2.78
83 = DID NOT USE MARIJUANA IN THE PAST 12 MOS Logically assigned	15	0.05
85 = BAD DATA Logically assigned	5	0.02
91 = NEVER USED MARIJUANA	18040	54.84
93 = DID NOT USE MARIJUANA IN THE PAST 12 MOS.....	9577	29.12
94 = DON'T KNOW.....	22	0.07
95 = I have never had any of these symptoms.....	3576	10.87
97 = REFUSED	39	0.12
98 = BLANK (NO ANSWER)	333	1.01

EMERGING ISSUES

During the past 12 months, did you have the following withdrawal symptoms after you used less or stopped using marijuana or hashish for a while?

(SDMJWDLB1)
SDMJWDLB1ED

Len : 2 STOMACH ACHE - MJ W/DRL SYM PST 12 MOS

	Freq	Pct
1 = Yes.....	151	0.46
2 = No (not entered).....	258	0.78
83 = DID NOT USE MARIJUANA IN THE PAST 12 MOS Logically assigned	15	0.05
85 = BAD DATA Logically assigned.....	13	0.04
91 = NEVER USED MARIJUANA	18040	54.84
93 = DID NOT USE MARIJUANA IN THE PAST 12 MOS.....	9577	29.12
94 = DON'T KNOW.....	16	0.05
95 = I have never had any of these symptoms.....	4450	13.53
97 = REFUSED	40	0.12
98 = BLANK (NO ANSWER)	333	1.01

(SDMJWDLB2)
SDMJWDLB2ED

Len : 2 SHAKING OR TREMORS - MJ W/DRL SYM PST 12 MOS

	Freq	Pct
1 = Yes.....	78	0.24
2 = No (not entered).....	331	1.01
83 = DID NOT USE MARIJUANA IN THE PAST 12 MOS Logically assigned	15	0.05
85 = BAD DATA Logically assigned.....	14	0.04
91 = NEVER USED MARIJUANA	18040	54.84
93 = DID NOT USE MARIJUANA IN THE PAST 12 MOS.....	9577	29.12
94 = DON'T KNOW.....	16	0.05
95 = I have never had any of these symptoms.....	4450	13.53
97 = REFUSED	40	0.12
98 = BLANK (NO ANSWER)	332	1.01

(SDMJWDLB3)
SDMJWDLB3ED

Len : 2 SWEATING - MJ W/DRL SYM PST 12 MOS

	Freq	Pct
1 = Yes.....	92	0.28
2 = No (not entered).....	317	0.96
83 = DID NOT USE MARIJUANA IN THE PAST 12 MOS Logically assigned	15	0.05
85 = BAD DATA Logically assigned.....	12	0.04
91 = NEVER USED MARIJUANA	18040	54.84
93 = DID NOT USE MARIJUANA IN THE PAST 12 MOS.....	9577	29.12
94 = DON'T KNOW.....	16	0.05
95 = I have never had any of these symptoms.....	4450	13.53
97 = REFUSED	40	0.12
98 = BLANK (NO ANSWER)	334	1.02

(SDMJWDLB4)
SDMJWDLB4ED

Len : 2 FEVER - MJ W/DRL SYM PST 12 MOS

	Freq	Pct
1 = Yes.....	13	0.04
2 = No (not entered).....	396	1.20
83 = DID NOT USE MARIJUANA IN THE PAST 12 MOS Logically assigned	15	0.05
85 = BAD DATA Logically assigned.....	12	0.04
91 = NEVER USED MARIJUANA	18040	54.84
93 = DID NOT USE MARIJUANA IN THE PAST 12 MOS.....	9577	29.12
94 = DON'T KNOW.....	16	0.05
95 = I have never had any of these symptoms.....	4450	13.53
97 = REFUSED	40	0.12
98 = BLANK (NO ANSWER)	334	1.02

EMERGING ISSUES

(SDMJWDLB5)
SDMJWDLB5ED

Len : 2 CHILLS - MJ W/DRL SYM PST 12 MOS

	Freq	Pct
1 = Yes.....	48	0.15
2 = No (not entered).....	361	1.10
83 = DID NOT USE MARIJUANA IN THE PAST 12 MOS Logically assigned.....	15	0.05
85 = BAD DATA Logically assigned.....	12	0.04
91 = NEVER USED MARIJUANA.....	18040	54.84
93 = DID NOT USE MARIJUANA IN THE PAST 12 MOS.....	9577	29.12
94 = DON'T KNOW.....	16	0.05
95 = I have never had any of these symptoms.....	4450	13.53
97 = REFUSED.....	40	0.12
98 = BLANK (NO ANSWER).....	334	1.02

(SDMJWDLB6)
SDMJWDLB6ED

Len : 2 HEADACHE - MJ W/DRL SYM PST 12 MOS

	Freq	Pct
1 = Yes.....	244	0.74
2 = No (not entered).....	165	0.50
83 = DID NOT USE MARIJUANA IN THE PAST 12 MOS Logically assigned.....	15	0.05
85 = BAD DATA Logically assigned.....	12	0.04
91 = NEVER USED MARIJUANA.....	18040	54.84
93 = DID NOT USE MARIJUANA IN THE PAST 12 MOS.....	9577	29.12
94 = DON'T KNOW.....	16	0.05
95 = I have never had any of these symptoms.....	4450	13.53
97 = REFUSED.....	40	0.12
98 = BLANK (NO ANSWER).....	334	1.02

Think about your use of cocaine [including the form of cocaine called 'crack'] during the past 12 months as you answer the next question. During the past 12 months, were there times when you had a strong urge to use [COKEFILL]?

(SDCCURGE)
SDCCURGEED

Len : 2 STRONG URGE TO USE COCAINE IN PAST 12 MOS

	Freq	Pct
1 = Yes.....	116	0.35
2 = No.....	556	1.69
85 = BAD DATA Logically assigned.....	2	0.01
91 = NEVER USED COCAINE.....	28976	88.09
93 = DID NOT USE COCAINE IN THE PAST 12 MOS.....	3175	9.65
94 = DON'T KNOW.....	1	0.00
97 = REFUSED.....	9	0.03
98 = BLANK (NO ANSWER).....	58	0.18

Think about your use of heroin during the past 12 months as you answer the next question. During the past 12 months, were there times when you had a strong urge to use heroin?

(SDHEURGE)
SDHEURGEED

Len : 2 STRONG URGE TO USE HEROIN IN PAST 12 MOS

	Freq	Pct
1 = Yes.....	53	0.16
2 = No.....	44	0.13
85 = BAD DATA Logically assigned.....	1	0.00
91 = NEVER USED HEROIN.....	32305	98.21
93 = DID NOT USE HEROIN IN THE PAST 12 MOS.....	461	1.40
97 = REFUSED.....	5	0.02
98 = BLANK (NO ANSWER).....	24	0.07

EMERGING ISSUES

Think about your use of hallucinogens, such as LSD, 'acid', PCP, 'Ecstasy' or 'Molly', psilocybin or mushrooms, mescaline, or peyote during the past 12 months as you answer the next question. During the past 12 months, were there times when you had a strong urge to use hallucinogens?

(SDHAURGE)
SDHAURGEED

Len : 2 STRONG URGE TO USE HAL IN PAST 12 MOS

	Freq	Pct
1 = Yes.....	94	0.29
2 = No.....	988	3.00
91 = NEVER USED HALLUCINOGENS	27666	84.11
93 = DID NOT USE HALLUCINOGENS IN THE PAST 12 MOS.....	3918	11.91
94 = DON'T KNOW	2	0.01
97 = REFUSED	4	0.01
98 = BLANK (NO ANSWER)	221	0.67

Think about your use of inhalants, such as amyl nitrite, 'poppers,' nitrous oxide, gasoline or lighter fluids, glue, spray paints, or correction fluids during the past 12 months as you answer the next question . During the past 12 months, were there times when you had a strong urge to use inhalants?

(SDINURGE)
SDINURGEED

Len : 2 STRONG URGE TO USE INH IN PAST 12 MOS

	Freq	Pct
1 = Yes.....	30	0.09
2 = No.....	366	1.11
85 = BAD DATA Logically assigned.....	2	0.01
91 = NEVER USED INHALANTS	29439	89.50
93 = DID NOT USE INHALANTS IN THE PAST 12 MOS	2865	8.71
94 = DON'T KNOW	1	0.00
97 = REFUSED	5	0.02
98 = BLANK (NO ANSWER)	185	0.56

Think about your use of methamphetamine during the past 12 months as you answer the next question. During the past 12 months, were there times when you had a strong urge to use methamphetamine?

(SDMEURGE)
SDMEURGEED

Len : 2 STRONG URGE TO USE MTH IN PAST 12 MOS

	Freq	Pct
1 = Yes.....	112	0.34
2 = No.....	112	0.34
85 = BAD DATA Logically assigned.....	1	0.00
91 = NEVER USED METHAMPHETAMINE	31456	95.63
93 = DID NOT USE METHAMPHETAMINE IN THE PAST 12 MOS.....	1140	3.47
94 = DON'T KNOW	2	0.01
97 = REFUSED	5	0.02
98 = BLANK (NO ANSWER)	65	0.20

Think about your use of prescription pain relievers during the past 12 months as you answer the next question. Remember, we are only interested in prescription pain relievers that you used in any way a doctor did not direct you to. Earlier the computer recorded that in the past 12 months you used [PRFILL2] in a way a doctor did not direct you to use [PRNUMFILL]? The next question refers to[PRFILL2]. During the past 12 months, were there times when you had a strong urge to use prescription pain relievers?

(SDPRURGE)
SDPRURGEED

Len : 2 STRONG URGE TO USE PR IN PAST 12 MOS

	Freq	Pct
1 = Yes.....	218	0.66
2 = No.....	775	2.36
83 = DID NOT USE PNR IN THE PAST 12 MOS Logically assigned.....	243	0.74
85 = BAD DATA Logically assigned.....	3	0.01
91 = NEVER USED PAIN RELIEVERS	29582	89.93
93 = DID NOT USE PAIN RELIEVERS IN THE PAST 12 MOS	1832	5.57
94 = DON'T KNOW	5	0.02
97 = REFUSED	4	0.01
98 = BLANK (NO ANSWER)	231	0.70

EMERGING ISSUES

Think about your use of prescription tranquilizers during the past 12 months as you answer these next questions. Remember, we are only interested in prescription tranquilizers that you used in any way a doctor did not direct you to. Earlier the computer recorded that in the past 12 months you used [TRFILL2] in a way a doctor did not direct you to use [TRNUMFILL]? The next questions refer to [TRFILL2]. During the past 12 months, were there times when you had a strong urge to use prescription tranquilizers?

(SDTRURGE)

SDTRURGEED

Len : 2 STRONG URGE TO USE RX TR IN PAST 12 MOS

	Freq	Pct
1 = Yes.....	130	0.40
2 = No.....	518	1.57
83 = DID NOT USE TRQ IN THE PAST 12 MOS Logically assigned	117	0.36
85 = BAD DATA Logically assigned.....	2	0.01
91 = NEVER USED TRANQUILIZERS.....	31216	94.90
93 = DID NOT USE TRANQUILIZERS IN THE PAST 12 MOS.....	713	2.17
94 = DON'T KNOW.....	4	0.01
97 = REFUSED	2	0.01
98 = BLANK (NO ANSWER)	191	0.58

People who have used prescription tranquilizers heavily for a long time may experience withdrawal symptoms when they use less or stop using. During the past 12 months, did you have the following withdrawal symptoms after you used less or stopped using prescription tranquilizers for a while?

(SDTRWITHD1)

SDTRWITHD1ED

Len : 2 SWEATY/ FAST HEARTBEAT - RX TR W/DRL SYM PST 12 MO

	Freq	Pct
1 = Yes.....	43	0.13
2 = No (not entered).....	49	0.15
83 = DID NOT USE TRQ IN THE PAST 12 MOS Logically assigned	117	0.36
85 = BAD DATA Logically assigned.....	11	0.03
91 = NEVER USED TRANQUILIZERS.....	31216	94.90
93 = DID NOT USE TRANQUILIZERS IN THE PAST 12 MOS.....	713	2.17
94 = DON'T KNOW.....	4	0.01
95 = I have never had any of these symptoms.....	544	1.65
97 = REFUSED	4	0.01
98 = BLANK (NO ANSWER)	192	0.58

(SDTRWITHD2)

SDTRWITHD2ED

Len : 2 HANDS TREMBLE - RX TR W/DRL SYM PST 12 MOS

	Freq	Pct
1 = Yes.....	38	0.12
2 = No (not entered).....	54	0.16
83 = DID NOT USE TRQ IN THE PAST 12 MOS Logically assigned	117	0.36
85 = BAD DATA Logically assigned.....	9	0.03
91 = NEVER USED TRANQUILIZERS.....	31216	94.90
93 = DID NOT USE TRANQUILIZERS IN THE PAST 12 MOS.....	713	2.17
94 = DON'T KNOW.....	4	0.01
95 = I have never had any of these symptoms.....	544	1.65
97 = REFUSED	4	0.01
98 = BLANK (NO ANSWER)	194	0.59

(SDTRWITHD3)

SDTRWITHD3ED

Len : 2 TROUBLE SLEEPING - RX TR W/DRL SYM PST 12 MOS

	Freq	Pct
1 = Yes.....	54	0.16
2 = No (not entered).....	38	0.12
83 = DID NOT USE TRQ IN THE PAST 12 MOS Logically assigned	117	0.36
85 = BAD DATA Logically assigned.....	9	0.03
91 = NEVER USED TRANQUILIZERS.....	31216	94.90
93 = DID NOT USE TRANQUILIZERS IN THE PAST 12 MOS.....	713	2.17
94 = DON'T KNOW.....	4	0.01
95 = I have never had any of these symptoms.....	544	1.65
97 = REFUSED	4	0.01
98 = BLANK (NO ANSWER)	194	0.59

EMERGING ISSUES

(SDTRWITHD4)
SDTRWITHD4ED

Len : 2 VOMITING/UPSET STOMACH - RX TR W/DRL SYM PST 12 MOS

	Freq	Pct
1 = Yes.....	22	0.07
2 = No (not entered).....	70	0.21
83 = DID NOT USE TRQ IN THE PAST 12 MOS Logically assigned	117	0.36
85 = BAD DATA Logically assigned	9	0.03
91 = NEVER USED TRANQUILIZERS.....	31216	94.90
93 = DID NOT USE TRANQUILIZERS IN THE PAST 12 MOS.....	713	2.17
94 = DON'T KNOW.....	4	0.01
95 = I have never had any of these symptoms.....	544	1.65
97 = REFUSED	4	0.01
98 = BLANK (NO ANSWER)	194	0.59

(SDTRWITHD5)
SDTRWITHD5ED

Len : 2 SEE/HEAR/FEEL THINGS - RX TR W/DRL SYM PST 12 MOS

	Freq	Pct
1 = Yes.....	15	0.05
2 = No (not entered).....	77	0.23
83 = DID NOT USE TRQ IN THE PAST 12 MOS Logically assigned	117	0.36
85 = BAD DATA Logically assigned	9	0.03
91 = NEVER USED TRANQUILIZERS.....	31216	94.90
93 = DID NOT USE TRANQUILIZERS IN THE PAST 12 MOS.....	713	2.17
94 = DON'T KNOW.....	4	0.01
95 = I have never had any of these symptoms.....	544	1.65
97 = REFUSED	4	0.01
98 = BLANK (NO ANSWER)	194	0.59

(SDTRWITHD6)
SDTRWITHD6ED

Len : 2 COULDN'T SIT STILL - RX TR W/DRL SYM PST 12 MOS

	Freq	Pct
1 = Yes.....	23	0.07
2 = No (not entered).....	69	0.21
83 = DID NOT USE TRQ IN THE PAST 12 MOS Logically assigned	117	0.36
85 = BAD DATA Logically assigned	9	0.03
91 = NEVER USED TRANQUILIZERS.....	31216	94.90
93 = DID NOT USE TRANQUILIZERS IN THE PAST 12 MOS.....	713	2.17
94 = DON'T KNOW.....	4	0.01
95 = I have never had any of these symptoms.....	544	1.65
97 = REFUSED	4	0.01
98 = BLANK (NO ANSWER)	194	0.59

(SDTRWITHD7)
SDTRWITHD7ED

Len : 2 FEELING ANXIOUS - RX TR W/DRL SYM PST 12 MOS

	Freq	Pct
1 = Yes.....	68	0.21
2 = No (not entered).....	24	0.07
83 = DID NOT USE TRQ IN THE PAST 12 MOS Logically assigned	117	0.36
85 = BAD DATA Logically assigned	9	0.03
91 = NEVER USED TRANQUILIZERS.....	31216	94.90
93 = DID NOT USE TRANQUILIZERS IN THE PAST 12 MOS.....	713	2.17
94 = DON'T KNOW.....	4	0.01
95 = I have never had any of these symptoms.....	544	1.65
97 = REFUSED	4	0.01
98 = BLANK (NO ANSWER)	194	0.59

EMERGING ISSUES

Think about your use of prescription stimulants during the past 12 months as you answer the next question. Remember, we are only interested in prescription stimulants that you used in any way a doctor did not direct you to. Earlier the computer recorded that in the past 12 months you used [STFILL2] in a way a doctor did not direct you to use [STNUMFILL]. The next question refers to [STFILL2]. During the past 12 months, were there times when you had a strong urge to use prescription stimulants?

(SDSTURGE)

SDSTURGEED

Len : 2 STRONG URGE TO USE RX STM IN PAST 12 MOS

	Freq	Pct
1 = Yes.....	111	0.34
2 = No.....	630	1.92
83 = DID NOT USE STM IN THE PAST 12 MOS Logically assigned.....	65	0.20
85 = BAD DATA Logically assigned.....	2	0.01
91 = NEVER USED STIMULANTS.....	30970	94.15
93 = DID NOT USE STIMULANTS IN THE PAST 12 MOS.....	922	2.80
94 = DON'T KNOW.....	1	0.00
97 = REFUSED.....	2	0.01
98 = BLANK (NO ANSWER).....	190	0.58

Think about your use of prescription sedatives during the past 12 months as you answer the next question. Remember, we are only interested in prescription sedatives that you used in any way a doctor did not direct you to. Earlier the computer recorded that in the past 12 months you used [SVFILL2] in a way a doctor did not direct you to use [SVNUMFILL]. The next question refers to [SVFILL2]. During the past 12 months, were there times when you had a strong urge to use prescription sedatives?

(SDSVURGE)

SDSVURGEED

Len : 2 STRONG URGE TO USE RX SED IN PAST 12 MOS

	Freq	Pct
1 = Yes.....	27	0.08
2 = No.....	117	0.36
83 = DID NOT USE SED IN THE PAST 12 MOS Logically assigned.....	103	0.31
85 = BAD DATA Logically assigned.....	3	0.01
91 = NEVER USED SEDATIVES.....	31902	96.99
93 = DID NOT USE SEDATIVES IN THE PAST 12 MOS.....	537	1.63
94 = DON'T KNOW.....	3	0.01
98 = BLANK (NO ANSWER).....	201	0.61

IMPUTED EMERGING ISSUES

IMPUTED EMERGING ISSUES

(KRATEVER, KRATREC)

<u>IRKRATREC</u>	Len : 1	KRATOM RECENCY - IMPUTATION REVISED		
			Freq	Pct
		1 = Within the past 30 days.....	107	0.33
		2 = More than 30 days ago but within the past 12 mos	134	0.41
		3 = More than 12 months ago	371	1.13
		9 = NEVER USED KRATOM	32281	98.14

(KRATEVER, KRATREC)

<u>IKKRATREC</u>	Len : 1	KRATOM RECENCY - IMPUTATION INDICATOR		
			Freq	Pct
		1 = Questionnaire data	31720	96.43
		3 = Statistically imputed data - lifetime use imputed	1166	3.54
		4 = Statistically imputed data - edited recency = 9.....	7	0.02

(VAPANYEVR, VAPANYREC)

<u>IRVAPANYREC</u>	Len : 1	ANY VAPING RECENCY - IMPUTATION REVISED		
			Freq	Pct
		1 = Within the past 30 days.....	2541	7.73
		2 = More than 30 days ago but within the past 12 mos	1901	5.78
		3 = More than 12 months ago	2846	8.65
		9 = NEVER VAPED ANYTHING	25605	77.84

(VAPANYEVR, VAPANYREC)

<u>IIVAPANYREC</u>	Len : 1	ANY VAPING RECENCY - IMPUTATION INDICATOR		
			Freq	Pct
		1 = Questionnaire data	31776	96.60
		2 = Logically assigned data.....	1	0.00
		3 = Statistically imputed data - lifetime use imputed	1105	3.36
		4 = Statistically imputed data - edited recency = 9.....	10	0.03
		5 = Statistically imputed data - edited recency = 8.....	1	0.00

(VAPNICEVR, VAPNICREC)

<u>IRVAPNICREC</u>	Len : 1	NICOTINE OR TOBACCO VAPING RECENCY - IMPUTATION REVISED		
			Freq	Pct
		1 = Within the past 30 days.....	1807	5.49
		2 = More than 30 days ago but within the past 12 mos	1256	3.82
		3 = More than 12 months ago	2287	6.95
		9 = NEVER VAPED NICOTINE OR TOBACCO.....	27543	83.74

(VAPNICEVR, VAPNICREC)

<u>IIVAPNICREC</u>	Len : 1	NICOTINE OR TOBACCO VAPING RECENCY - IMPUTATION INDICATOR		
			Freq	Pct
		1 = Questionnaire data	31759	96.55
		3 = Statistically imputed data - lifetime use imputed	1126	3.42
		4 = Statistically imputed data - edited recency = 9.....	6	0.02
		6 = Statistically imputed data - edited recency = 19.....	2	0.01

(SYNMRJEVR, SYNMRJREC)

<u>IRSYNMRJREC</u>	Len : 1	SYNTHETIC MARIJUANA RECENCY - IMPUTATION REVISED		
			Freq	Pct
		1 = Within the past 30 days.....	81	0.25
		2 = More than 30 days ago but within the past 12 mos	94	0.29
		3 = More than 12 months ago	840	2.55
		9 = NEVER USED SYNTHETIC MARIJUANA.....	31878	96.91

(SYNMRJEVR, SYNMRJREC)

<u>IISYNMRJREC</u>	Len : 1	SYNTHETIC MARIJUANA RECENCY - IMPUTATION INDICATOR		
			Freq	Pct
		1 = Questionnaire data	31768	96.58
		3 = Statistically imputed data - lifetime use imputed	1119	3.40
		4 = Statistically imputed data - edited recency = 9.....	6	0.02

IMPUTED EMERGING ISSUES

(*SYNSTMEVR, SYNSTMREC*)

IRSYNSTMREC Len : 1 SYNTHETIC STIMULANTS RECENCY - IMPUTATION REVISED

	Freq	Pct
1 = Within the past 30 days.....	7	0.02
2 = More than 30 days ago but within the past 12 mos	8	0.02
3 = More than 12 months ago	74	0.22
9 = NEVER USED SYNTHETIC STIMULANTS	32804	99.73

(*SYNSTMEVR, SYNSTMREC*)

IISYNSTMREC Len : 1 SYNTHETIC STIMULANTS RECENCY - IMPUTATION INDICATOR

	Freq	Pct
1 = Questionnaire data	31789	96.64
3 = Statistically imputed data - lifetime use imputed	1104	3.36

RECODED EMERGING ISSUES

RECODED EMERGING ISSUES

(CASUPROB)
CASUPROB2

Len : 1	RC-PERCEIVED EVER HAD DRUG OR ALCOHOL USE PROBLEM		
	. = Aged 12-17/Unknown (Otherwise).....	Freq	Pct
	0 = No (CASUPROB=2)	6811	20.71
	1 = Yes (CASUPROB=1)	22967	69.82
		3115	9.47

(CASUPROB2, CASURCVR)
RCVYSUBPRB

Len : 1	RC-PERCEIVED RECOVERY FROM DRUG OR ALCOHOL USE PROBLEM		
	. = Aged 12-17/Unknown (Otherwise).....	Freq	Pct
	0 = No/No Problem (CASURCVR=2 OR CASUPROB2=0).....	6824	20.75
	1 = Yes (CASURCVR=1).....	23849	72.50
		2220	6.75

(CAMHPROB)
CAMHPROB2

Len : 1	RC-PERCEIVED EVER HAD A MENTAL HEALTH ISSUE		
	. = Aged 12-17/Unknown (Otherwise).....	Freq	Pct
	0 = No (CAMHPROB=2)	6844	20.81
	1 = Yes (CAMHPROB=1).....	18335	55.74
		7714	23.45

(CAMHPROB2, CAMHRCVR)
RCVYMHPRB

Len : 1	RC-PERCEIVED RECOVERY FROM MENTAL HEALTH ISSUE		
	. = Aged 12-17/Unknown (Otherwise).....	Freq	Pct
	0 = No/No Issue (CAMHRCVR=2 OR CAMHPROB2=0).....	6913	21.02
	1 = Yes (CAMHRCVR=1)	21025	63.92
		4955	15.06

ALMEDYR2

Len : 1	RC-RECEIVED ALCOHOL MEDICATION-ASSISTED TRT - PAST YEAR		
	0 = No/Unknown (Otherwise).....	Freq	Pct
	1 = Yes.....	32859	99.90
		34	0.10

OPMEDYR2

Len : 1	RC-RECEIVED OPIOID MEDICATION-ASSISTED TRT - PAST YEAR		
	0 = No/Unknown (Otherwise).....	Freq	Pct
	1 = Yes.....	32788	99.68
		105	0.32

(ALMEDYR2, OPMEDYR2)
ALOPMEDYR

Len : 1	RC-RECEIVED ALCOHOL OR OPIOID MED-ASSISTED TRT - PAST YEAR		
	0 = No/Unknown (Otherwise).....	Freq	Pct
	1 = Yes (ALMEDYR2=1 or OPMEDYR2=1).....	32755	99.58
		138	0.42

(IRKRATREC)
KRATOMFLAG

Len : 1	RC-KRATOM - EVER USED		
	0 = Never used (IRKRATREC = 9).....	Freq	Pct
	1 = Ever used (IRKRATREC = 1-3).....	32281	98.14
		612	1.86

(IRKRATREC)
KRATOMYR

Len : 1	RC-KRATOM - PAST YEAR USE		
	0 = Did not use in the past year (IRKRATREC = 3,9).....	Freq	Pct
	1 = Used within the past year (IRKRATREC = 1,2).....	32652	99.27
		241	0.73

(IRKRATREC)
KRATOMMON

Len : 1	RC-KRATOM - PAST MONTH USE		
	0 = Did not use in the past month (IRKRATREC = 2-3,9).....	Freq	Pct
	1 = Used within the past month (IRKRATREC = 1).....	32786	99.67
		107	0.33

RECODED EMERGING ISSUES

(IRVAPANYREC)
VAPANYFLAG

Len : 1	RC-ANY VAPING - EVER USED		
	0 = Never used (IRVAPANYREC = 9)	Freq	Pct
	1 = Ever used (IRVAPANYREC = 1-3)	25605	77.84
		7288	22.16

(IRVAPANYREC)
VAPANYR

Len : 1	RC-ANY VAPING - PAST YEAR USE		
	0 = Did not use in the past year (IRVAPANYREC = 3,9)	Freq	Pct
	1 = Used within the past year (IRVAPANYREC = 1,2)	28451	86.50
		4442	13.50

(IRVAPANYREC)
VAPANYMON

Len : 1	RC-ANY VAPING - PAST MONTH USE		
	0 = Did not use in the past month (IRVAPANYREC= 2-3,9).....	Freq	Pct
	1 = Used within the past month (IRVAPANYREC = 1).....	30352	92.27
		2541	7.73

(IRVAPNICREC)
VAPNICFLAG

Len : 1	RC-NICOTINE OR TOBACCO VAPING - EVER USED		
	0 = Never used (IRVAPNICREC = 9)	Freq	Pct
	1 = Ever used (IRVAPNICREC = 1-3)	27543	83.74
		5350	16.26

(IRVAPNICREC)
VAPNICYR

Len : 1	RC-NICOTINE OR TOBACCO VAPING - PAST YEAR USE		
	0 = Did not use in the past year (IRVAPNICREC = 3,9).....	Freq	Pct
	1 = Used within the past year (IRVAPNICREC = 1,2)	29830	90.69
		3063	9.31

(IRVAPNICREC)
VAPNICMON

Len : 1	RC-NICOTINE OR TOBACCO VAPING - PAST MONTH USE		
	0 = Did not use in the past month (IRVAPNICREC= 2-3,9)	Freq	Pct
	1 = Used within the past month (IRVAPNICREC = 1).....	31086	94.51
		1807	5.49

(TOBFLAG, VAPNICFLAG)
TOBNVAPFLAG

Len : 1	RC-ANY TOBACCO PRODUCTS OR NICOTINE VAPING - EVER USED		
	0 = Never Used (All source variables = 0).....	Freq	Pct
	1 = Ever Used (Any source variable = 1).....	15264	46.41
		17629	53.59

(TOBYR, VAPNICYR)
TOBNVAPYR

Len : 1	RC-ANY TOBACCO PRODUCTS OR NICOTINE VAPING - PAST YEAR USE		
	0 = Did not use in the past year (All source variables = 0).....	Freq	Pct
	1 = Used within the past year (Any source variable = 1).....	24369	74.09
		8524	25.91

(TOBMON, VAPNICMON)
TOBNVAPMON

Len : 1	RC-ANY TOBACCO PRODUCTS OR NICOTINE VAPING - PAST MONTH USE		
	0 = Did not use in the past month (All source variables = 0)	Freq	Pct
	1 = Used within the past month (Any source variable = 1)	26533	80.66
		6360	19.34

(TOBMON, VAPNICMON)
TOBVAPONL

Len : 1	RC-VAPING / TOBACCO PRODUCTS ONLY - PAST MONTH USE		
	1 = Vaped nic but no use of tob prod (VAPNICMON=1 and TOBMON=0).....	Freq	Pct
	2 = Vaped nicotine and used tob prod (VAPNICMON=1 and TOBMON=1).....	1051	3.20
	3 = Used tob prod but did not vape nic(VAPNICMON=0 and TOBMON=1).....	756	2.30
	4 = Did not use tob prod or vape nic (VAPNICMON=0 and TOBMON=0).....	4553	13.84
		26533	80.66

RECODED EMERGING ISSUES

(TOBCIGONL, VAPNICMON)

<u>TOBCIGVAP</u>	Len : 1 RC-VAPING AND CIG/NONCIG TOBACCO COMBINATIONS-PAST MON USE		
		Freq	Pct
	1 = Vaped nic & used cigs as only tob VAPNICMON=1 & TOBCIGONL=1	417	1.27
	2 = Vaped nic & used cigs & other tob VAPNICMON=1 & TOBCIGONL=2	182	0.55
	3 = Vaped nic & used toba but not cigs VAPNICMON=1 & TOBCIGONL=3.....	157	0.48
	4 = Did not both vape nic & use tob VAPNICMON=0 or TOBCIGONL=4.....	32137	97.70

(IRSYNMRJREC)

<u>SYNMRJFLAG</u>	Len : 1 RC-SYNTHETIC MARIJUANA - EVER USED		
		Freq	Pct
	0 = Never used (IRSYNMRJREC = 9)	31878	96.91
	1 = Ever used (IRSYNMRJREC = 1-3).....	1015	3.09

(IRSYNMRJREC)

<u>SYNMRJYR</u>	Len : 1 RC-SYNTHETIC MARIJUANA - PAST YEAR USE		
		Freq	Pct
	0 = Did not use in the past year (IRSYNMRJREC = 3,9).....	32718	99.47
	1 = Used within the past year (IRSYNMRJREC = 1,2).....	175	0.53

(IRSYNMRJREC)

<u>SYNMRJMON</u>	Len : 1 RC-SYNTHETIC MARIJUANA - PAST MONTH USE		
		Freq	Pct
	0 = Did not use in the past month (IRSYNMRJREC= 2-3,9).....	32812	99.75
	1 = Used within the past month (IRSYNMRJREC = 1).....	81	0.25

(IRSYNSTMREC)

<u>SYNSTMFLAG</u>	Len : 1 RC-SYNTHETIC STIMULANTS - EVER USED		
		Freq	Pct
	0 = Never used (IRSYNSTMREC = 9).....	32804	99.73
	1 = Ever used (IRSYNSTMREC = 1-3).....	89	0.27

(IRSYNSTMREC)

<u>SYNSTMYR</u>	Len : 1 RC-SYNTHETIC STIMULANTS - PAST YEAR USE		
		Freq	Pct
	0 = Did not use in the past year (IRSYNSTMREC = 3,9).....	32878	99.95
	1 = Used within the past year (IRSYNSTMREC = 1,2).....	15	0.05

(IRSYNSTMREC)

<u>SYNSTMMON</u>	Len : 1 RC-SYNTHETIC STIMULANTS - PAST MONTH USE		
		Freq	Pct
	0 = Did not use in the past month (IRSYNSTMREC= 2-3,9).....	32886	99.98
	1 = Used within the past month (IRSYNSTMREC = 1)	7	0.02

MARKET INFORMATION FOR MARIJUANA

MARKET INFORMATION FOR MARIJUANA

Now think about the last time you used marijuana. How did you get this marijuana?

(MJE01)

MMGETMJ¹

Len : 2 HOW DID YOU GET LAST MARIJUANA USED

	Freq	Pct
1 = I bought or paid for it.....	3505	10.66
2 = I traded something else for it.....	59	0.18
3 = I got it from someone for free or shared someone else's	2744	8.34
4 = I grew it myself.....	147	0.45
85 = BAD DATA Logically assigned	5	0.02
91 = NEVER USED MARIJUANA	18040	54.84
93 = DID NOT USE MARIJUANA IN THE PAST 12 MOS.....	7899	24.01
94 = DON'T KNOW.....	21	0.06
97 = REFUSED	97	0.29
98 = BLANK (NO ANSWER)	376	1.14

How long has it been since you last bought any marijuana?

(MJE02)

MMBTREC1¹

Len : 2 TIME SINCE YOU LAST BOUGHT MARIJUANA

	Freq	Pct
1 = Within past 30 days -- that is, since [DATEFILL]	1954	5.94
2 = More than 30 days ago, but within the past 12 mos	1269	3.86
3 = More than 12 months ago	263	0.80
85 = BAD DATA Logically assigned.....	2	0.01
91 = NEVER USED MARIJUANA	18040	54.84
93 = DID NOT USE MARIJUANA IN THE PAST 12 MOS.....	7899	24.01
94 = DON'T KNOW.....	11	0.03
97 = REFUSED	61	0.19
98 = BLANK (NO ANSWER)	435	1.32
99 = LEGITIMATE SKIP.....	2959	9.00

During the past 12 months, that is, since [DATEFILL], did you buy any marijuana?

(MJE03)

MMBTPYR¹

Len : 2 BOUGHT MARIJUANA PAST 12 MONTHS

	Freq	Pct
1 = Yes.....	632	1.92
2 = No.....	2369	7.20
85 = BAD DATA Logically assigned	3	0.01
91 = NEVER USED MARIJUANA	18040	54.84
93 = DID NOT USE MARIJUANA IN THE PAST 12 MOS.....	7899	24.01
94 = DON'T KNOW.....	11	0.03
97 = REFUSED	56	0.17
98 = BLANK (NO ANSWER)	378	1.15
99 = LEGITIMATE SKIP.....	3505	10.66

How long has it been since you last bought any marijuana?

(MJE04)

MMBTREC2¹

Len : 2 TIME SINCE YOU LAST BOUGHT MARIJUANA

	Freq	Pct
1 = Within past 30 days -- that is, since [DATEFILL]	186	0.57
2 = More than 30 days ago, but within the past 12 mos	440	1.34
91 = NEVER USED MARIJUANA	18040	54.84
93 = DID NOT USE MARIJUANA IN THE PAST 12 MOS.....	7899	24.01
94 = DON'T KNOW.....	4	0.01
97 = REFUSED	57	0.17
98 = BLANK (NO ANSWER)	393	1.19
99 = LEGITIMATE SKIP.....	5874	17.86

MARKET INFORMATION FOR MARIJUANA

During the past 30 days, that is, since [DATEFILL], on how many days did you buy marijuana?

(MJE05)

MMBT30DY¹

Len : 2 # DAYS BOUGHT MARIJUANA PAST 30 DAYS

	Freq	Pct
RANGE = 1 - 30	2119	6.44
85 = BAD DATA Logically assigned	2	0.01
91 = NEVER USED MARIJUANA	18040	54.84
93 = DID NOT USE MARIJUANA IN THE PAST 12 MOS.....	7899	24.01
94 = DON'T KNOW	14	0.04
97 = REFUSED	67	0.20
98 = BLANK (NO ANSWER)	411	1.25
99 = LEGITIMATE SKIP.....	4341	13.20

The last time you bought any marijuana, did you buy it from a store or dispensary?

(MJE05B)

MMBTDISP

Len : 2 BUY LAST MARIJUANA FROM STORE OR DISPENSARY

	Freq	Pct
1 = Yes.....	1940	5.90
2 = No	2165	6.58
3 = Yes LOGICALLY ASSIGNED.....	1	0.00
85 = BAD DATA Logically assigned	2	0.01
91 = NEVER USED MARIJUANA	18040	54.84
93 = DID NOT USE MARIJUANA IN THE PAST 12 MOS.....	7899	24.01
94 = DON'T KNOW	6	0.02
97 = REFUSED	76	0.23
98 = BLANK (NO ANSWER)	439	1.33
99 = LEGITIMATE SKIP.....	2325	7.07

NOTE: Starting with the 2020 NSDUH, the following variables MMBJOINT, MMBLOOSE, and MMBOTHER replace variable MMJNTLOO that was created for the 2002 through 2014 and 2018 through 2019 NSDUHs. Beginning with the 2020 survey, the format of MJE06 was revised so respondents could select all answer choices that apply to them including a new response option, resulting in a new edited variable created for each response option. Therefore, these variables are not considered comparable to the variable created in 2019 and earlier years.

Think about the last time you bought marijuana. Did you buy marijuana that had already been rolled into joints, marijuana that was in loose form, or marijuana that was in some other form?

(MJE061)

MMBJOINT

Len : 2 LAST MARIJUANA BOUGHT IN JOINTS

	Freq	Pct
1 = Yes.....	536	1.63
2 = No (not entered).....	3561	10.83
85 = BAD DATA Logically assigned	2	0.01
91 = NEVER USED MARIJUANA	18040	54.84
93 = DID NOT USE MARIJUANA IN THE PAST 12 MOS.....	7899	24.01
94 = DON'T KNOW	6	0.02
97 = REFUSED	74	0.22
98 = BLANK (NO ANSWER)	450	1.37
99 = LEGITIMATE SKIP.....	2325	7.07

(MJE062)

MMBLOOSE

Len : 2 LAST MARIJUANA BOUGHT IN LOOSE FORM

	Freq	Pct
1 = Yes.....	2742	8.34
2 = No (not entered).....	1355	4.12
91 = NEVER USED MARIJUANA	18040	54.84
93 = DID NOT USE MARIJUANA IN THE PAST 12 MOS.....	7899	24.01
94 = DON'T KNOW	6	0.02
97 = REFUSED	74	0.22
98 = BLANK (NO ANSWER)	452	1.37
99 = LEGITIMATE SKIP.....	2325	7.07

MARKET INFORMATION FOR MARIJUANA

(MJE063)
MMBOTHER

Len : 2 LAST MARIJUANA BOUGHT IN OTHER FORM

	Freq	Pct
1 = Yes.....	1459	4.44
2 = No (not entered).....	2638	8.02
91 = NEVER USED MARIJUANA	18040	54.84
93 = DID NOT USE MARIJUANA IN THE PAST 12 MOS.....	7899	24.01
94 = DON'T KNOW.....	6	0.02
97 = REFUSED	74	0.22
98 = BLANK (NO ANSWER).....	452	1.37
99 = LEGITIMATE SKIP.....	2325	7.07

NOTE: Starting with the 2020 NSDUH, the following variables MMJNTNUM1, MMJNPCTB1, MMJNPCAT1, MMLSUNIT1, MMLSGMS1, MMLS10GM1, MMLSOZS1, MMLSLBS1, MMLSPCTB1, and MMLSPCAT1 replace variables MMJNTNUM, MMJNPCTB, MMJNPCAT, MMLSUNIT, MMLSGMS, MMLS10GM, MMLSOZS, MMLSLBS, MMLSPCTB, and MMLSPCAT that were created for the 2002 through 2014 and 2018 through 2019 NSDUHs. Due to the impact from changes to previous questions, these variables are not considered comparable to the variables created in 2019 and earlier years.

How many joints did you buy the last time you bought marijuana?

(MJE07)
MMJNTNUM1¹

Len : 3 # MARIJUANA JOINTS BOUGHT LAST TIME

	Freq	Pct
RANGE = 1 - 500	535	1.63
985 = BAD DATA Logically assigned	2	0.01
991 = NEVER USED MARIJUANA	18040	54.84
993 = DID NOT USE MARIJUANA IN THE PAST 12 MOS.....	7899	24.01
994 = DON'T KNOW	1	0.00
997 = REFUSED	74	0.22
998 = BLANK (NO ANSWER).....	456	1.39
999 = LEGITIMATE SKIP.....	5886	17.89

How much did you pay for the joints/joint you bought this last time?

(MJE08)
MMJNPCTB1¹

Len : 2 AMOUNT PAID FOR LAST MARIJUANA JOINTS BOUGHT

	Freq	Pct
1 = Less than \$5.00	52	0.16
2 = \$5.00 to \$10.99	181	0.55
3 = \$11.00 to \$20.99	154	0.47
4 = \$21.00 to \$50.99	101	0.31
5 = \$51.00 to \$100.99	25	0.08
6 = \$101.00 to \$150.99	5	0.02
7 = \$151.00 to \$200.99	1	0.00
8 = \$201.00 to \$250.99	4	0.01
10 = \$301.00 to \$500.99	1	0.00
11 = \$501.00 to \$1000.99	1	0.00
12 = More than \$1000.99.....	2	0.01
85 = BAD DATA Logically assigned	2	0.01
91 = NEVER USED MARIJUANA	18040	54.84
93 = DID NOT USE MARIJUANA IN THE PAST 12 MOS.....	7899	24.01
94 = DON'T KNOW.....	9	0.03
97 = REFUSED	74	0.22
98 = BLANK (NO ANSWER).....	456	1.39
99 = LEGITIMATE SKIP.....	5886	17.89

MARKET INFORMATION FOR MARIJUANA

More specifically, which of these categories includes the price you paid for the joint/joints you bought this last time?

(MJE08, MJE09, MJE10, MJE11, MJE12, MJE13)

MMJNPCAT1¹ Len : 3 PRICE CATEGORY OF LAST MARIJUANA JOINTS BOUGHT

	Freq	Pct
1 = Less than \$5.00.....	52	0.16
2 = \$5.00 to \$10.99.....	181	0.55
3 = \$11.00 to \$20.99.....	154	0.47
41 = \$21.00 to \$30.99.....	55	0.17
42 = \$31.00 to \$40.99.....	28	0.09
43 = \$41.00 to \$50.99.....	18	0.05
51 = \$51.00 to \$60.99.....	16	0.05
52 = \$61.00 to \$70.99.....	6	0.02
53 = \$71.00 to \$80.99.....	1	0.00
54 = \$81.00 to \$90.99.....	1	0.00
55 = \$91.00 to \$100.99.....	1	0.00
61 = \$101.00 to \$110.99.....	1	0.00
62 = \$111.00 to \$120.99.....	2	0.01
64 = \$131.00 to \$140.99.....	2	0.01
70 = \$151.00 to \$200.99.....	1	0.00
80 = \$201.00 to \$250.99.....	4	0.01
104 = \$451.00 to \$500.99.....	1	0.00
111 = \$501.00 to \$550.99.....	1	0.00
121 = More than \$1000.99.....	2	0.01
985 = BAD DATA Logically assigned.....	2	0.01
991 = NEVER USED MARIJUANA.....	18040	54.84
993 = DID NOT USE MARIJUANA IN THE PAST 12 MOS.....	7899	24.01
994 = DON'T KNOW.....	9	0.03
997 = REFUSED.....	74	0.22
998 = BLANK (NO ANSWER).....	456	1.39
999 = LEGITIMATE SKIP.....	5886	17.89

Now we want to know how much marijuana in loose form you bought the last time you bought marijuana.

Do you want to give your answer in grams, ounces, or pounds?

(MJE14)

MMLSGMS1¹ Len : 2 AMT OF MARIJUANA BOUGHT LAST TIME: GRMS,OZ,LBS

	Freq	Pct
1 = Grams.....	1989	6.05
2 = Ounces.....	687	2.09
3 = Pounds.....	20	0.06
91 = NEVER USED MARIJUANA.....	18040	54.84
93 = DID NOT USE MARIJUANA IN THE PAST 12 MOS.....	7899	24.01
94 = DON'T KNOW.....	26	0.08
97 = REFUSED.....	94	0.29
98 = BLANK (NO ANSWER).....	458	1.39
99 = LEGITIMATE SKIP.....	3680	11.19

The last time you bought marijuana, how many grams did you buy?

(MJE15)

MMLSGMS1¹ Len : 2 AMT OF MARIJUANA BOUGHT LAST TIME - GRAMS

	Freq	Pct
1 = At least 1 but less than 5 grams.....	1216	3.70
2 = At least 5 but less than 10 grams.....	542	1.65
3 = 10 grams or more.....	217	0.66
91 = NEVER USED MARIJUANA.....	18040	54.84
93 = DID NOT USE MARIJUANA IN THE PAST 12 MOS.....	7899	24.01
94 = DON'T KNOW.....	9	0.03
97 = REFUSED.....	98	0.30
98 = BLANK (NO ANSWER).....	485	1.47
99 = LEGITIMATE SKIP.....	4387	13.34

MARKET INFORMATION FOR MARIJUANA

How many grams of marijuana did you buy?

(MJE16)

[MMLS10GM1](#)¹

Len : 3 AMT OF MARIJUANA BOUGHT LAST TIME - OVER 10 GRAMS

	Freq	Pct
RANGE = 10 - 80	215	0.65
991 = NEVER USED MARIJUANA	18040	54.84
993 = DID NOT USE MARIJUANA IN THE PAST 12 MOS.....	7899	24.01
994 = DON'T KNOW	2	0.01
997 = REFUSED	98	0.30
998 = BLANK (NO ANSWER).....	494	1.50
999 = LEGITIMATE SKIP.....	6145	18.68

The last time you bought marijuana, how many ounces did you buy?

(MJE17)

[MMLS0ZS1](#)¹

Len : 2 AMT OF MARIJUANA BOUGHT LAST TIME - OUNCES

	Freq	Pct
1 = At least 1/8, but less than 1/4 of an ounce.....	152	0.46
2 = At least 1/4 but less than 1/3 of an ounce.....	90	0.27
3 = At least 1/3 but less than 1/2 of an ounce.....	36	0.11
4 = At least 1/2 but less than 1 ounce.....	180	0.55
5 = At least 1 but less than 5 ounces	200	0.61
6 = At least 5 but less than 10 ounces	11	0.03
7 = At least 10 but less than 16 ounces	11	0.03
91 = NEVER USED MARIJUANA	18040	54.84
93 = DID NOT USE MARIJUANA IN THE PAST 12 MOS.....	7899	24.01
94 = DON'T KNOW	5	0.02
97 = REFUSED	96	0.29
98 = BLANK (NO ANSWER)	484	1.47
99 = LEGITIMATE SKIP.....	5689	17.30

The last time you bought marijuana, how many pounds did you buy?

(MJE18)

[MMLSLBS1](#)¹

Len : 2 AMT OF MARIJUANA BOUGHT LAST TIME - POUNDS

	Freq	Pct
1 = At least 1 but less than 2 pounds.....	11	0.03
2 = At least 2 but less than 3 pounds.....	3	0.01
3 = At least 3 but less than 4 pounds.....	3	0.01
4 = At least 4 but less than 5 pounds.....	1	0.00
5 = 5 or more pounds	2	0.01
91 = NEVER USED MARIJUANA	18040	54.84
93 = DID NOT USE MARIJUANA IN THE PAST 12 MOS.....	7899	24.01
97 = REFUSED	94	0.29
98 = BLANK (NO ANSWER)	484	1.47
99 = LEGITIMATE SKIP.....	6356	19.32

MARKET INFORMATION FOR MARIJUANA

How much did you pay for the marijuana you bought this last time?

(MJE20)

MMLSPCTB1¹

Len : 2 AMOUNT PAID FOR MARIJUANA BOUGHT LAST TIME

	Freq	Pct
1 = Less than \$5.00.....	50	0.15
2 = \$5.00 to \$10.99.....	252	0.77
3 = \$11.00 to \$20.99.....	430	1.31
4 = \$21.00 to \$50.99.....	906	2.75
5 = \$51.00 to \$100.99.....	569	1.73
6 = \$101.00 to \$150.99.....	201	0.61
7 = \$151.00 to \$200.99.....	112	0.34
8 = \$201.00 to \$250.99.....	69	0.21
9 = \$251.00 to \$300.99.....	31	0.09
10 = \$301.00 to \$500.99.....	30	0.09
11 = \$501.00 to \$1000.99.....	20	0.06
12 = More than \$1000.99.....	10	0.03
90 = NOT ASKED THE QUESTION Logically assigned.....	1	0.00
91 = NEVER USED MARIJUANA.....	18040	54.84
93 = DID NOT USE MARIJUANA IN THE PAST 12 MOS.....	7899	24.01
94 = DON'T KNOW.....	37	0.11
97 = REFUSED.....	96	0.29
98 = BLANK (NO ANSWER).....	460	1.40
99 = LEGITIMATE SKIP.....	3680	11.19

More specifically, which of these categories includes the price you paid for the marijuana you bought this last time?

(MJE20, MJE21, MJE22, MJE23, MJE24, MJE25)

MMLSPCAT1¹

Len : 3 PRICE CATEGORY OF LAST LOOSE MARIJUANA BOUGHT

	Freq	Pct
1 = Less than \$5.00.....	50	0.15
2 = \$5.00 to \$10.99.....	252	0.77
3 = \$11.00 to \$20.99.....	430	1.31
40 = \$21.00 to \$50.99 (No further detail).....	4	0.01
41 = \$21.00 to \$30.99.....	301	0.92
42 = \$31.00 to \$40.99.....	361	1.10
43 = \$41.00 to \$50.99.....	240	0.73
50 = \$51.00 to \$100.99 (No further detail).....	5	0.02
51 = \$51.00 to \$60.99.....	191	0.58
52 = \$61.00 to \$70.99.....	107	0.33
53 = \$71.00 to \$80.99.....	87	0.26
54 = \$81.00 to \$90.99.....	48	0.15
55 = \$91.00 to \$100.99.....	131	0.40
60 = \$101.00 to \$150.99 (No further detail).....	2	0.01
61 = \$101.00 to \$110.99.....	50	0.15
62 = \$111.00 to \$120.99.....	63	0.19
63 = \$121.00 to \$130.99.....	26	0.08
64 = \$131.00 to \$140.99.....	20	0.06
65 = \$141.00 to \$150.99.....	40	0.12
70 = \$151.00 to \$200.99.....	112	0.34
80 = \$201.00 to \$250.99.....	69	0.21
90 = \$251.00 to \$300.99.....	31	0.09
101 = \$301.00 to \$350.99.....	11	0.03
102 = \$351.00 to \$400.99.....	11	0.03
103 = \$401.00 to \$450.99.....	3	0.01
104 = \$451.00 to \$500.99.....	5	0.02
111 = \$501.00 to \$550.99.....	7	0.02
112 = \$551.00 to \$600.99.....	1	0.00
113 = \$601.00 to \$650.99.....	3	0.01
114 = \$651.00 to \$700.99.....	1	0.00
115 = \$701.00 to \$750.99.....	4	0.01
118 = \$851.00 to \$900.99.....	1	0.00
119 = \$901.00 to \$950.99.....	2	0.01
120 = \$951.00 to \$1000.99.....	1	0.00
121 = More than \$1000.99.....	10	0.03
990 = NOT ASKED THE QUESTIONS Logically assigned.....	1	0.00
991 = NEVER USED MARIJUANA.....	18040	54.84
993 = DID NOT USE MARIJUANA IN THE PAST 12 MOS.....	7899	24.01
994 = DON'T KNOW.....	37	0.11
997 = REFUSED.....	96	0.29
998 = BLANK (NO ANSWER).....	460	1.40
999 = LEGITIMATE SKIP.....	3680	11.19

MARKET INFORMATION FOR MARIJUANA

NOTE: Starting with the 2020 NSDUH, the following variables MMBUYWHO1, MMBPLACE1, MMBPLOSP2, and MMBATJOB1 replace variables MMBUYWHO, MMBPLACE, MMBPLOSP, and MMBATJOB that were created for the 2002 through 2014 and 2018 through 2019 NSDUHs. Beginning with the 2020 survey, a criterion was added to the skip logic governing the administration of questions MJE26, MJE27, and MJE28 causing respondents who reported buying their last marijuana from a store or dispensary (MJE05b=1) to be skipped out of these questions, resulting in a smaller percentage of respondents being asked these questions. In addition, respondents are routed to MJE27SP based on the response to MJE27. Therefore, these variables are not considered comparable to variables created in 2019 and earlier years.

The last time you bought marijuana, who did you buy it from?

(MJE26)

MMBUYWHO1¹ Len : 2 WHO SOLD YOU LAST MARIJUANA BOUGHT

	Freq	Pct
1 = A friend.....	1592	4.84
2 = A relative or family member.....	131	0.40
3 = Someone I had just met or didn't know well.....	380	1.16
89 = LEGITIMATE SKIP Logically assigned.....	1	0.00
91 = NEVER USED MARIJUANA.....	18040	54.84
93 = DID NOT USE MARIJUANA IN THE PAST 12 MOS.....	7899	24.01
94 = DON'T KNOW.....	10	0.03
97 = REFUSED.....	123	0.37
98 = BLANK (NO ANSWER).....	452	1.37
99 = LEGITIMATE SKIP.....	4265	12.97

The last time you bought marijuana, where were you when you bought it?

(MJE27)

MMBPLACE1¹ Len : 2 WHERE YOU WERE LAST TIME BOUGHT MARIJUANA

	Freq	Pct
1 = Inside a public bldg, such as a store, restaurant.....	70	0.21
2 = Inside a school building.....	28	0.09
3 = Outside on school property.....	22	0.07
4 = Inside a home, apartment, or dorm.....	1118	3.40
5 = Outside in a public area, such as a parking lot.....	466	1.42
6 = Some other place.....	202	0.61
11 = Inside a public building LOGICALLY ASSIGNED.....	20	0.06
14 = Inside a home, apartment, or dorm LOG ASSN.....	101	0.31
15 = Outside in a public area LOGICALLY ASSIGNED.....	58	0.18
91 = NEVER USED MARIJUANA.....	18040	54.84
93 = DID NOT USE MARIJUANA IN THE PAST 12 MOS.....	7899	24.01
94 = DON'T KNOW.....	19	0.06
97 = REFUSED.....	133	0.40
98 = BLANK (NO ANSWER).....	452	1.37
99 = LEGITIMATE SKIP.....	4265	12.97

(MJE27SC)

MMBPLOSP2¹ Len : 2 OTHER PLACE BOUGHT MJ THE LAST TIME

	Freq	Pct
1 = Inside a public bldg (eg store/restaurant/arena).....	20	0.06
4 = Inside a home, apartment, or dorm.....	101	0.31
5 = Outside in public area (eg parkng lot/street/park).....	58	0.18
6 = Some other place.....	6	0.02
7 = At respondent's workplace.....	6	0.02
9 = From friend(s)/family; no other information.....	4	0.01
10 = In respondent's car/motor vhcle;location not spfd.....	7	0.02
11 = In someone else's car/mtr vhcle;location not spfd.....	3	0.01
12 = In a car/motor vehicle; owner or location unspcfd.....	13	0.04
14 = Outside on private property (home, yard, apt).....	22	0.07
15 = Medical marijuana dispensary/club.....	1	0.00
16 = In a private/designtd locatn/place; otherwise unspd.....	3	0.01
23 = A building; otherwise unspecified.....	3	0.01
29 = Mailed/shipped to me.....	4	0.01
70 = Specific city/state/country or vacation.....	28	0.09
85 = BAD DATA Logically assigned.....	39	0.12
91 = NEVER USED MARIJUANA.....	18040	54.84
93 = DID NOT USE MARIJUANA IN THE PAST 12 MOS.....	7899	24.01
94 = DON'T KNOW.....	24	0.07
97 = REFUSED.....	171	0.52
98 = BLANK (NO ANSWER).....	2412	7.33
99 = LEGITIMATE SKIP.....	4029	12.25

MARKET INFORMATION FOR MARIJUANA

The last time you bought marijuana were you at work at your job or business?

(MJE28)

MMBATJOB1¹

Len : 2 AT JOB OR BUSINESS LAST TIME BOUGHT MARIJUANA

	Freq	Pct
1 = Yes.....	71	0.22
2 = No.....	1749	5.32
3 = Do not work at a job or business.....	286	0.87
89 = LEGITIMATE SKIP Logically assigned.....	1	0.00
91 = NEVER USED MARIJUANA.....	18040	54.84
93 = DID NOT USE MARIJUANA IN THE PAST 12 MOS.....	7899	24.01
94 = DON'T KNOW.....	6	0.02
97 = REFUSED.....	82	0.25
98 = BLANK (NO ANSWER).....	434	1.32
99 = LEGITIMATE SKIP.....	4325	13.15

The last time you bought marijuana, where did you buy it?

(MJE29)

MMBCLOSE¹

Len : 2 HOW NEAR YOU WHEN BOUGHT MARIJUANA LAST TIME

	Freq	Pct
1 = Near where you are now living.....	2221	6.75
2 = Somewhere else.....	1822	5.54
85 = BAD DATA Logically assigned.....	2	0.01
91 = NEVER USED MARIJUANA.....	18040	54.84
93 = DID NOT USE MARIJUANA IN THE PAST 12 MOS.....	7899	24.01
94 = DON'T KNOW.....	12	0.04
97 = REFUSED.....	116	0.35
98 = BLANK (NO ANSWER).....	456	1.39
99 = LEGITIMATE SKIP.....	2325	7.07

Did you sell any of the marijuana you bought this last time?

(MJE30)

MMBSELL¹

Len : 2 SELL ANY MARIJUANA BOUGHT LAST TIME

	Freq	Pct
1 = Yes.....	124	0.38
2 = No.....	3971	12.07
85 = BAD DATA Logically assigned.....	2	0.01
91 = NEVER USED MARIJUANA.....	18040	54.84
93 = DID NOT USE MARIJUANA IN THE PAST 12 MOS.....	7899	24.01
94 = DON'T KNOW.....	4	0.01
97 = REFUSED.....	72	0.22
98 = BLANK (NO ANSWER).....	456	1.39
99 = LEGITIMATE SKIP.....	2325	7.07

Did you give away or share any of the marijuana you bought this last time?

(MJE31)

MMBGIVE¹

Len : 2 GIVE AWAY/SHARE MARIJUANA BOUGHT LAST TIME

	Freq	Pct
1 = Yes.....	1687	5.13
2 = No.....	2406	7.31
85 = BAD DATA Logically assigned.....	2	0.01
91 = NEVER USED MARIJUANA.....	18040	54.84
93 = DID NOT USE MARIJUANA IN THE PAST 12 MOS.....	7899	24.01
94 = DON'T KNOW.....	5	0.02
97 = REFUSED.....	73	0.22
98 = BLANK (NO ANSWER).....	456	1.39
99 = LEGITIMATE SKIP.....	2325	7.07

MARKET INFORMATION FOR MARIJUANA

During the past 12 months, that is, since [DATEFILL], did you trade something for marijuana?

(MJE32)

MMTRADE¹

Len : 2 TRADED SOMETHING FOR MARIJUANA PAST 12 MOS

	Freq	Pct
1 = Yes.....	30	0.09
2 = No.....	2294	6.97
91 = NEVER USED MARIJUANA	18040	54.84
93 = DID NOT USE MARIJUANA IN THE PAST 12 MOS.....	7899	24.01
97 = REFUSED	57	0.17
98 = BLANK (NO ANSWER)	393	1.19
99 = LEGITIMATE SKIP.....	4180	12.71

During the past 30 days, that is, since [DATEFILL], did you trade something for marijuana?

(MJE33)

MMTRD30D¹

Len : 2 TRADED SOMETHING FOR MARIJUANA PAST 30 DAYS

	Freq	Pct
1 = Yes.....	10	0.03
2 = No.....	20	0.06
91 = NEVER USED MARIJUANA	18040	54.84
93 = DID NOT USE MARIJUANA IN THE PAST 12 MOS.....	7899	24.01
97 = REFUSED	55	0.17
98 = BLANK (NO ANSWER)	395	1.20
99 = LEGITIMATE SKIP.....	6474	19.68

How long has it been since you last traded something for marijuana?

(MJE34)

MMTRDREC¹

Len : 2 TIME SINCE LAST TRADED SOMETHING FOR MARIJUANA

	Freq	Pct
1 = Within past 30 days -- that is, since [DATEFILL].....	6	0.02
2 = More than 30 days ago, but within the past 12 mos	24	0.07
3 = More than 12 months ago	13	0.04
85 = BAD DATA Logically assigned.....	3	0.01
91 = NEVER USED MARIJUANA	18040	54.84
93 = DID NOT USE MARIJUANA IN THE PAST 12 MOS.....	7899	24.01
97 = REFUSED	55	0.17
98 = BLANK (NO ANSWER)	433	1.32
99 = LEGITIMATE SKIP.....	6420	19.52

During the past 30 days, that is, since [DATEFILL], on how many days did you trade something for marijuana?

(MJE35)

MMT30FRQ¹

Len : 2 # DAYS TRADED FOR MARIJUANA PAST 30 DAYS

	Freq	Pct
RANGE = 1 - 30.....	16	0.05
91 = NEVER USED MARIJUANA	18040	54.84
93 = DID NOT USE MARIJUANA IN THE PAST 12 MOS.....	7899	24.01
97 = REFUSED	55	0.17
98 = BLANK (NO ANSWER)	438	1.33
99 = LEGITIMATE SKIP.....	6445	19.59

MARKET INFORMATION FOR MARIJUANA

NOTE: Starting with the 2020 NSDUH, the following variables MMTJOINT, MMTLOOSE, and MMTOTHER replace variable MMTJNTLS that was created for the 2002 through 2014 and 2018 through 2019 NSDUHs. Beginning with the 2020 survey, the format of MJE36 was revised so respondents could select all answer choices that apply to them including a new response option, resulting in a new edited variable created for each response option. Therefore, these variables are not considered comparable to the variable created in 2019 and earlier years.

Think about the last time you traded something for marijuana. Did you get marijuana that had already been rolled into joints, marijuana that was in loose form, or marijuana in some other form?

(MJE361)

MMTJOINT

Len : 2 LAST MARIJUANA TRADED FOR IN JOINTS

	Freq	Pct
1 = Yes.....	13	0.04
2 = No (not entered).....	47	0.14
91 = NEVER USED MARIJUANA	18040	54.84
93 = DID NOT USE MARIJUANA IN THE PAST 12 MOS.....	7899	24.01
97 = REFUSED	57	0.17
98 = BLANK (NO ANSWER)	436	1.33
99 = LEGITIMATE SKIP.....	6401	19.46

(MJE362)

MMTLOOSE

Len : 2 LAST MARIJUANA TRADED FOR IN LOOSE FORM

	Freq	Pct
1 = Yes.....	46	0.14
2 = No (not entered).....	14	0.04
85 = BAD DATA Logically assigned.....	3	0.01
91 = NEVER USED MARIJUANA	18040	54.84
93 = DID NOT USE MARIJUANA IN THE PAST 12 MOS.....	7899	24.01
97 = REFUSED	57	0.17
98 = BLANK (NO ANSWER)	433	1.32
99 = LEGITIMATE SKIP.....	6401	19.46

(MJE363)

MMTOTHER

Len : 2 LAST MARIJUANA TRADED FOR IN OTHER FORM

	Freq	Pct
1 = Yes.....	8	0.02
2 = No (not entered).....	52	0.16
91 = NEVER USED MARIJUANA	18040	54.84
93 = DID NOT USE MARIJUANA IN THE PAST 12 MOS.....	7899	24.01
97 = REFUSED	57	0.17
98 = BLANK (NO ANSWER)	436	1.33
99 = LEGITIMATE SKIP.....	6401	19.46

NOTE: Starting with the 2020 NSDUH, the following variables MMTJNTNM1, MMTJWRCB1, MMTJWRTH1, MMTLGMS1, MMTLOZS1, MMTLWRCB1, MMTLWRTH1 and MMTUNIT1 replace variables MMTJNTNM, MMTJWRCB, MMTJWRTH, MMTLGMS, MMTLOZS, MMTLWRCB, MMTLWRTH, and MMTUNIT that were created for the 2002 through 2014 and 2018 through 2019 NSDUHs. Due to the impact from changes to previous questions, these variables are not considered comparable to the variables created in 2019 and earlier years.

How many joints did you get the last time you traded something for marijuana?

(MJE37)

MMTJNTNM1¹

Len : 3 # MARIJUANA JOINTS TRADED FOR LAST TIME

	Freq	Pct
RANGE = 1 - 3.....	13	0.04
991 = NEVER USED MARIJUANA	18040	54.84
993 = DID NOT USE MARIJUANA IN THE PAST 12 MOS.....	7899	24.01
997 = REFUSED	55	0.17
998 = BLANK (NO ANSWER).....	438	1.33
999 = LEGITIMATE SKIP.....	6448	19.60

MARKET INFORMATION FOR MARIJUANA

How much do you think the marijuana in these joints/this joint was worth?

(MJE38)

MMTJWRCB1¹ Len : 2 AMOUNT WORTH LAST MARIJUANA JOINTS TRADED FOR

	Freq	Pct
1 = Less than \$5.00.....	4	0.01
2 = \$5.00 to \$10.99.....	6	0.02
3 = \$11.00 to \$20.99.....	3	0.01
91 = NEVER USED MARIJUANA	18040	54.84
93 = DID NOT USE MARIJUANA IN THE PAST 12 MOS.....	7899	24.01
97 = REFUSED	55	0.17
98 = BLANK (NO ANSWER)	438	1.33
99 = LEGITIMATE SKIP.....	6448	19.60

More specifically, which of these categories includes the price you think the marijuana in these joints/this joint was worth?

(MJE38, MJE39, MJE40, MJE41, MJE42, MJE43)

MMTJWRTH1¹ Len : 3 PRICE CATEGORY OF LAST MARIJUANA JOINTS TRADED FOR

	Freq	Pct
1 = Less than \$5.00.....	4	0.01
2 = \$5.00 to \$10.99.....	6	0.02
3 = \$11.00 to \$20.99.....	3	0.01
991 = NEVER USED MARIJUANA	18040	54.84
993 = DID NOT USE MARIJUANA IN THE PAST 12 MOS.....	7899	24.01
997 = REFUSED	55	0.17
998 = BLANK (NO ANSWER).....	438	1.33
999 = LEGITIMATE SKIP.....	6448	19.60

Now we want to know how much marijuana in loose form you got the last time you traded something for marijuana.

Do you want to give your answer in grams, ounces, or pounds?

(MJE44)

MMTLUNIT1¹ Len : 2 AMT OF MARIJUANA TRADED FOR LAST TIME: GRMS,OZ,LBS

	Freq	Pct
1 = Grams	20	0.06
2 = Ounces.....	21	0.06
3 = Pounds.....	4	0.01
85 = BAD DATA Logically assigned.....	3	0.01
91 = NEVER USED MARIJUANA	18040	54.84
93 = DID NOT USE MARIJUANA IN THE PAST 12 MOS.....	7899	24.01
94 = DON'T KNOW.....	1	0.00
97 = REFUSED	55	0.17
98 = BLANK (NO ANSWER)	435	1.32
99 = LEGITIMATE SKIP.....	6415	19.50

The last time you traded something for marijuana, how many grams did you get?

(MJE45)

MMTLGMS1¹ Len : 2 AMT OF MARIJUANA TRADED FOR LAST TIME - GRAMS

	Freq	Pct
1 = At least 1 but less than 5 grams.....	16	0.05
2 = At least 5 but less than 10 grams.....	4	0.01
91 = NEVER USED MARIJUANA	18040	54.84
93 = DID NOT USE MARIJUANA IN THE PAST 12 MOS.....	7899	24.01
97 = REFUSED	55	0.17
98 = BLANK (NO ANSWER)	439	1.33
99 = LEGITIMATE SKIP.....	6440	19.58

MARKET INFORMATION FOR MARIJUANA

The last time you traded something for marijuana, how many ounces did you get?

(MJE47)

MMTLOZS1¹

Len : 2 AMT OF MARIJUANA TRADED FOR LAST TIME - OUNCES

	Freq	Pct
1 = At least 1/8, but less than 1/4 of an ounce.....	4	0.01
2 = At least 1/4 but less than 1/3 of an ounce.....	13	0.04
5 = At least 1 but less than 5 ounces.....	3	0.01
7 = At least 10 but less than 16 ounces.....	1	0.00
85 = BAD DATA Logically assigned.....	3	0.01
91 = NEVER USED MARIJUANA.....	18040	54.84
93 = DID NOT USE MARIJUANA IN THE PAST 12 MOS.....	7899	24.01
97 = REFUSED.....	55	0.17
98 = BLANK (NO ANSWER).....	436	1.33
99 = LEGITIMATE SKIP.....	6439	19.58

How much do you think the marijuana you got this last time was worth?

(MJE50)

MMTLWRCB1¹

Len : 2 AMOUNT THE LAST MARIJUANA TRADED FOR WAS WORTH

	Freq	Pct
1 = Less than \$5.00.....	4	0.01
2 = \$5.00 to \$10.99.....	17	0.05
3 = \$11.00 to \$20.99.....	10	0.03
4 = \$21.00 to \$50.99.....	6	0.02
5 = \$51.00 to \$100.99.....	2	0.01
8 = \$201.00 to \$250.99.....	1	0.00
9 = \$251.00 to \$300.99.....	1	0.00
10 = \$301.00 to \$500.99.....	1	0.00
12 = More than \$1000.99.....	2	0.01
85 = BAD DATA Logically assigned.....	3	0.01
91 = NEVER USED MARIJUANA.....	18040	54.84
93 = DID NOT USE MARIJUANA IN THE PAST 12 MOS.....	7899	24.01
94 = DON'T KNOW.....	2	0.01
97 = REFUSED.....	55	0.17
98 = BLANK (NO ANSWER).....	435	1.32
99 = LEGITIMATE SKIP.....	6415	19.50

More specifically, which of these categories includes the price you think the marijuana you got this last time was worth?

(MJE50, MJE51, MJE52, MJE53, MJE54, MJE55)

MMTLWRTH1¹

Len : 3 PRICE CATEGORY OF LAST LOOSE MARIJUANA TRADED FOR

	Freq	Pct
1 = Less than \$5.00.....	4	0.01
2 = \$5.00 to \$10.99.....	17	0.05
3 = \$11.00 to \$20.99.....	10	0.03
41 = \$21.00 to \$30.99.....	1	0.00
42 = \$31.00 to \$40.99.....	3	0.01
43 = \$41.00 to \$50.99.....	2	0.01
51 = \$51.00 to \$60.99.....	1	0.00
53 = \$71.00 to \$80.99.....	1	0.00
80 = \$201.00 to \$250.99.....	1	0.00
90 = \$251.00 to \$300.99.....	1	0.00
104 = \$451.00 to \$500.99.....	1	0.00
121 = More than \$1000.99.....	2	0.01
985 = BAD DATA Logically assigned.....	3	0.01
991 = NEVER USED MARIJUANA.....	18040	54.84
993 = DID NOT USE MARIJUANA IN THE PAST 12 MOS.....	7899	24.01
994 = DON'T KNOW.....	2	0.01
997 = REFUSED.....	55	0.17
998 = BLANK (NO ANSWER).....	435	1.32
999 = LEGITIMATE SKIP.....	6415	19.50

MARKET INFORMATION FOR MARIJUANA

The last time you traded something for marijuana, who did you get it from?

(MJE56)

MMTRDWHO¹

Len : 2 WHO GAVE YOU LAST MARIJUANA TRADED FOR

	Freq	Pct
1 = A friend.....	44	0.13
2 = A relative or family member.....	15	0.05
3 = Someone I had just met or didn't know well.....	12	0.04
85 = BAD DATA Logically assigned.....	3	0.01
91 = NEVER USED MARIJUANA.....	18040	54.84
93 = DID NOT USE MARIJUANA IN THE PAST 12 MOS.....	7899	24.01
97 = REFUSED.....	57	0.17
98 = BLANK (NO ANSWER).....	435	1.32
99 = LEGITIMATE SKIP.....	6388	19.42

The last time you traded something for marijuana, where were you when you got it?

(MJE57)

MMTPLACE¹

Len : 2 WHERE YOU WERE LAST TIME TRADED FOR MARIJUANA

	Freq	Pct
1 = Inside a public bldg, such as a store, restaurant.....	7	0.02
2 = Inside a school building.....	14	0.04
3 = Outside on school property.....	4	0.01
4 = Inside a home, apartment, or dorm.....	27	0.08
5 = Outside in a public area, such as a parking lot.....	3	0.01
6 = Some other place.....	11	0.03
14 = Inside a home, apartment, or dorm LOG ASSN.....	3	0.01
15 = Outside in a public area LOGICALLY ASSIGNED.....	2	0.01
85 = BAD DATA Logically assigned.....	3	0.01
91 = NEVER USED MARIJUANA.....	18040	54.84
93 = DID NOT USE MARIJUANA IN THE PAST 12 MOS.....	7899	24.01
94 = DON'T KNOW.....	1	0.00
97 = REFUSED.....	56	0.17
98 = BLANK (NO ANSWER).....	435	1.32
99 = LEGITIMATE SKIP.....	6388	19.42

(MJE57SC)

MMTPLOS2¹

Len : 2 OTHER PLACE TRADED FOR MJ THE LAST TIME

	Freq	Pct
4 = Inside a home, apartment, or dorm.....	3	0.01
5 = Outside in public area (eg parkng lot/street/park).....	2	0.01
6 = Some other place.....	4	0.01
85 = BAD DATA Logically assigned.....	2	0.01
91 = NEVER USED MARIJUANA.....	18040	54.84
93 = DID NOT USE MARIJUANA IN THE PAST 12 MOS.....	7899	24.01
94 = DON'T KNOW.....	2	0.01
97 = REFUSED.....	59	0.18
98 = BLANK (NO ANSWER).....	439	1.33
99 = LEGITIMATE SKIP.....	6443	19.59

The last time you traded something for marijuana, where did you get it?

(MJE58)

MMTCLOSE¹

Len : 2 HOW NEAR YOU WHEN TRADED FOR MARIJUANA LAST TIME

	Freq	Pct
1 = Near where you are now living.....	25	0.08
2 = Somewhere else.....	45	0.14
85 = BAD DATA Logically assigned.....	3	0.01
91 = NEVER USED MARIJUANA.....	18040	54.84
93 = DID NOT USE MARIJUANA IN THE PAST 12 MOS.....	7899	24.01
97 = REFUSED.....	58	0.18
98 = BLANK (NO ANSWER).....	435	1.32
99 = LEGITIMATE SKIP.....	6388	19.42

MARKET INFORMATION FOR MARIJUANA

The last time you traded something for marijuana, did you keep it all for yourself?

(MJE59)

MMTKEEP¹

Len : 2 KEEP ALL OF LAST MARIJUANA TRADED FOR

	Freq	Pct
1 = Yes.....	31	0.09
2 = No.....	42	0.13
85 = BAD DATA Logically assigned.....	3	0.01
91 = NEVER USED MARIJUANA	18040	54.84
93 = DID NOT USE MARIJUANA IN THE PAST 12 MOS.....	7899	24.01
97 = REFUSED	55	0.17
98 = BLANK (NO ANSWER)	435	1.32
99 = LEGITIMATE SKIP.....	6388	19.42

Did you sell any of the marijuana you got this last time?

(MJE60)

MMTSELL¹

Len : 2 SELL ANY MARIJUANA YOU TRADED FOR LAST TIME

	Freq	Pct
2 = No.....	42	0.13
85 = BAD DATA Logically assigned.....	3	0.01
91 = NEVER USED MARIJUANA	18040	54.84
93 = DID NOT USE MARIJUANA IN THE PAST 12 MOS.....	7899	24.01
97 = REFUSED	55	0.17
98 = BLANK (NO ANSWER)	435	1.32
99 = LEGITIMATE SKIP.....	6419	19.51

Did you give away any of the marijuana you got this last time?

(MJE61)

MMTGIVE¹

Len : 2 GIVE AWAY ANY MARIJUANA YOU TRADED FOR LAST TIME

	Freq	Pct
1 = Yes.....	10	0.03
2 = No.....	32	0.10
85 = BAD DATA Logically assigned.....	3	0.01
91 = NEVER USED MARIJUANA	18040	54.84
93 = DID NOT USE MARIJUANA IN THE PAST 12 MOS.....	7899	24.01
97 = REFUSED	55	0.17
98 = BLANK (NO ANSWER)	435	1.32
99 = LEGITIMATE SKIP.....	6419	19.51

The last time you grew marijuana, did you keep it all for yourself?

(MJE62)

MMGKEEP¹

Len : 2 KEEP ALL MARIJUANA LAST TIME YOU GREW IT

	Freq	Pct
1 = Yes.....	51	0.16
2 = No.....	37	0.11
91 = NEVER USED MARIJUANA	18040	54.84
93 = DID NOT USE MARIJUANA IN THE PAST 12 MOS.....	7899	24.01
97 = REFUSED	55	0.17
98 = BLANK (NO ANSWER)	435	1.32
99 = LEGITIMATE SKIP.....	6376	19.38

Did you sell any of the marijuana you grew this last time?

(MJE63)

MMGSELL¹

Len : 2 SELL ANY MARIJUANA LAST TIME YOU GREW IT

	Freq	Pct
1 = Yes.....	5	0.02
2 = No.....	32	0.10
91 = NEVER USED MARIJUANA	18040	54.84
93 = DID NOT USE MARIJUANA IN THE PAST 12 MOS.....	7899	24.01
97 = REFUSED	55	0.17
98 = BLANK (NO ANSWER)	435	1.32
99 = LEGITIMATE SKIP.....	6427	19.54

MARKET INFORMATION FOR MARIJUANA

The last time you grew marijuana, did you give any of it away for free?

(MJE64)

MMGGIVE¹

Len : 2 GIVE AWAY ANY MARIJUANA LAST TIME YOU GREW IT

	Freq	Pct
1 = Yes.....	22	0.07
2 = No.....	15	0.05
91 = NEVER USED MARIJUANA	18040	54.84
93 = DID NOT USE MARIJUANA IN THE PAST 12 MOS.....	7899	24.01
97 = REFUSED	55	0.17
98 = BLANK (NO ANSWER)	435	1.32
99 = LEGITIMATE SKIP.....	6427	19.54

The last time you got marijuana for free, who did you get it from?

(MJE65)

MMFREWHO¹

Len : 2 WHO GAVE YOU LAST FREE MARIJUANA

	Freq	Pct
1 = A friend.....	1608	4.89
2 = A relative or family member.....	421	1.28
3 = Someone I had just met or didn't know well	95	0.29
91 = NEVER USED MARIJUANA	18040	54.84
93 = DID NOT USE MARIJUANA IN THE PAST 12 MOS.....	7899	24.01
94 = DON'T KNOW.....	7	0.02
97 = REFUSED	87	0.26
98 = BLANK (NO ANSWER)	437	1.33
99 = LEGITIMATE SKIP.....	4299	13.07

The last time you got marijuana for free, where were you when you got it?

(MJE66)

MMFPLACE¹

Len : 2 WHERE WERE YOU LAST TIME GOT FREE MARIJUANA

	Freq	Pct
1 = Inside a public bldg, such as a store, restaurant.....	37	0.11
2 = Inside a school building	23	0.07
3 = Outside on school property	14	0.04
4 = Inside a home, apartment, or dorm.....	1535	4.67
5 = Outside in a public area, such as a parking lot	178	0.54
6 = Some other place.....	187	0.57
11 = Inside a public building LOGICALLY ASSIGNED.....	9	0.03
14 = Inside a home, apartment, or dorm LOG ASSN.....	84	0.26
15 = Outside in a public area LOGICALLY ASSIGNED.....	59	0.18
91 = NEVER USED MARIJUANA	18040	54.84
93 = DID NOT USE MARIJUANA IN THE PAST 12 MOS.....	7899	24.01
94 = DON'T KNOW.....	14	0.04
97 = REFUSED	77	0.23
98 = BLANK (NO ANSWER)	438	1.33
99 = LEGITIMATE SKIP.....	4299	13.07

MARKET INFORMATION FOR MARIJUANA

(MJE66SC)
MMFPLOS2¹

Len : 2 OTHER PLACE GOT MJ FOR FREE THE LAST TIME

	Freq	Pct
1 = Inside a public bldg (eg store/restaurant/arena).....	9	0.03
4 = Inside a home, apartment, or dorm.....	84	0.26
5 = Outside in public area (eg parkng lot/street/park).....	59	0.18
6 = Some other place.....	9	0.03
7 = At respondent's workplace.....	9	0.03
8 = At a party, location not specified.....	12	0.04
9 = From friend(s)/family; no other information.....	13	0.04
12 = In a car/motor vehicle; owner or location unspcfd.....	11	0.03
14 = Outside on private property (home, yard, apt).....	21	0.06
17 = On a boat/raft/yacht/water vessel.....	4	0.01
22 = At concert/festival/sports event; location unspec.....	3	0.01
23 = A building; otherwise unspecified.....	3	0.01
25 = In a hotel/motel room (or public area unspcfd).....	5	0.02
70 = Specific city/state/country or vacation.....	14	0.04
85 = BAD DATA Logically assigned.....	16	0.05
91 = NEVER USED MARIJUANA.....	18040	54.84
93 = DID NOT USE MARIJUANA IN THE PAST 12 MOS.....	7899	24.01
94 = DON'T KNOW.....	30	0.09
97 = REFUSED.....	114	0.35
98 = BLANK (NO ANSWER).....	452	1.37
99 = LEGITIMATE SKIP.....	6086	18.50

The last time you got marijuana for free, where did you get it?

(MJE67)
MMFCLOSE¹

Len : 2 HOW NEAR YOU WHEN YOU GOT LAST FREE MARIJUANA

	Freq	Pct
1 = Near where you are now living.....	958	2.91
2 = Somewhere else.....	1153	3.51
91 = NEVER USED MARIJUANA.....	18040	54.84
93 = DID NOT USE MARIJUANA IN THE PAST 12 MOS.....	7899	24.01
94 = DON'T KNOW.....	19	0.06
97 = REFUSED.....	87	0.26
98 = BLANK (NO ANSWER).....	438	1.33
99 = LEGITIMATE SKIP.....	4299	13.07

The last time you got marijuana for free, did you keep it all for yourself?

(MJE68)
MMFKKEEP¹

Len : 2 KEEP ALL MARIJUANA GOT LAST TIME FOR FREE

	Freq	Pct
1 = Yes.....	461	1.40
2 = No.....	1677	5.10
91 = NEVER USED MARIJUANA.....	18040	54.84
93 = DID NOT USE MARIJUANA IN THE PAST 12 MOS.....	7899	24.01
94 = DON'T KNOW.....	11	0.03
97 = REFUSED.....	67	0.20
98 = BLANK (NO ANSWER).....	439	1.33
99 = LEGITIMATE SKIP.....	4299	13.07

Did you sell any of the marijuana you got this last time?

(MJE69)
MMFSELL¹

Len : 2 SELL ANY MARIJUANA GOT LAST TIME FOR FREE

	Freq	Pct
1 = Yes.....	7	0.02
2 = No.....	1670	5.08
91 = NEVER USED MARIJUANA.....	18040	54.84
93 = DID NOT USE MARIJUANA IN THE PAST 12 MOS.....	7899	24.01
97 = REFUSED.....	67	0.20
98 = BLANK (NO ANSWER).....	450	1.37
99 = LEGITIMATE SKIP.....	4760	14.47

MARKET INFORMATION FOR MARIJUANA

Did you give away any of the marijuana you got this last time?

(MJE70)

[MMFGIVE](#)¹

Len : 2 GIVE AWAY ANY MARIJUANA GOT LAST TIME FOR FREE

	Freq	Pct
1 = Yes.....	477	1.45
2 = No.....	1194	3.63
91 = NEVER USED MARIJUANA	18040	54.84
93 = DID NOT USE MARIJUANA IN THE PAST 12 MOS.....	7899	24.01
94 = DON'T KNOW.....	1	0.00
97 = REFUSED	72	0.22
98 = BLANK (NO ANSWER)	450	1.37
99 = LEGITIMATE SKIP.....	4760	14.47

INTERVIEW INFORMATION

INTERVIEW INFORMATION

LANGVER

Len : 2 LANGUAGE VERSION

	Freq	Pct
1 = English.....	32018	97.34
2 = Spanish.....	875	2.66

GQTYPE2

Len : 1 TYPE OF GROUP QUARTER

	Freq	Pct
= Not a Group Quarter.....	32735	99.52
C = College Dorm.....	127	0.39
O = Other.....	31	0.09

DEMOGRAPHICS

DEMOGRAPHICS

DEMOGRAPHICS

NOTE: After a respondent has entered his/her birthdate in the first part of the questionnaire, he/she has multiple opportunities to change his/her age in response to consistency checks throughout the questionnaire. It is therefore possible for the age recorded by the respondent at the beginning of the questionnaire to be different than the age at the end of the questionnaire. The final age variable is determined using these two constituent age variables, in addition to the age calculated from the raw birthdate and the final edited interview date, the age entered in the questionnaire roster (if it exists), and the pre-interview screener age.

AGE2

Len : 2 RECODE - FINAL EDITED AGE

	Freq	Pct
1 = Respondent is 12 years old	934	2.84
2 = Respondent is 13 years old	1068	3.25
3 = Respondent is 14 years old	1019	3.10
4 = Respondent is 15 years old	934	2.84
5 = Respondent is 16 years old	927	2.82
6 = Respondent is 17 years old	841	2.56
7 = Respondent is 18 years old	906	2.75
8 = Respondent is 19 years old	883	2.68
9 = Respondent is 20 years old	888	2.70
10 = Respondent is 21 years old.....	975	2.96
11 = Respondent is 22 or 23 years old	2071	6.30
12 = Respondent is 24 or 25 years old	2223	6.76
13 = Respondent is between 26 and 29 years old.....	2447	7.44
14 = Respondent is between 30 and 34 years old.....	3264	9.92
15 = Respondent is between 35 and 49 years old.....	7418	22.55
16 = Respondent is between 50 and 64 years old.....	3111	9.46
17 = Respondent is 65 years old or older	2984	9.07

How many times have you been married?

(QD08)

NOMARR2

Len : 2 NUMBER OF TIMES MARRIED

	Freq	Pct
1 = One time	12350	37.55
2 = Two or more times.....	3059	9.30
94 = DON'T KNOW	5	0.02
97 = REFUSED	18	0.05
98 = BLANK (NO ANSWER)	1	0.00
99 = LEGITIMATE SKIP.....	17460	53.08

Have you ever been in the United States Armed Forces?

(QD09)

SERVICE

Len : 2 EVER BEEN IN THE US ARMED FORCES

	Freq	Pct
1 = Yes.....	1561	4.75
2 = No	26421	80.32
85 = BAD DATA Logically assigned.....	24	0.07
97 = REFUSED	5	0.02
99 = LEGITIMATE SKIP.....	4882	14.84

Are you currently on active duty in the United States Armed Forces, are you in a Reserve component, or are you now separated or retired from the military?

(QD10)

MILSTAT

Len : 2 CURRENT MILITARY STATUS

	Freq	Pct
2 = In a reserves component.....	84	0.26
3 = Now separated/retired from reserves/active duty	1476	4.49
85 = BAD DATA Logically assigned.....	24	0.07
94 = DON'T KNOW	1	0.00
97 = REFUSED	5	0.02
99 = LEGITIMATE SKIP.....	31303	95.17

DEMOGRAPHICS

Have you ever served on active duty in the United States Armed Forces or Reserve components? Active duty does not include training for the Reserves or National Guard, but does include activation, for example, for a national emergency or military conflict.

(QD10A)

ACTDEVER

Len : 2 EVER ON ACTIVE DUTY IN US MILITARY/RESERV

	Freq	Pct
1 = Yes.....	1240	3.77
2 = No.....	324	0.99
85 = BAD DATA Logically assigned.....	24	0.07
97 = REFUSED.....	2	0.01
99 = LEGITIMATE SKIP.....	31303	95.17

When did you serve on active duty in the United States Armed Forces or Reserve components? Just give me the number or numbers from the card.

(QD10B1)

ACTD2001

Len : 2 SEPTEMBER 2001 OR LATER

	Freq	Pct
1 = Yes.....	461	1.40
2 = No (not entered).....	777	2.36
85 = BAD DATA Logically assigned.....	24	0.07
94 = DON'T KNOW.....	1	0.00
97 = REFUSED.....	2	0.01
98 = BLANK (NO ANSWER).....	1	0.00
99 = LEGITIMATE SKIP.....	31627	96.15

(QD10B2)

ACTD9001

Len : 2 AUG 1990 TO AUG 2001 (INCLUDING PERSIAN GULF WAR)

	Freq	Pct
1 = Yes.....	333	1.01
2 = No (not entered).....	904	2.75
85 = BAD DATA Logically assigned.....	25	0.08
94 = DON'T KNOW.....	1	0.00
97 = REFUSED.....	2	0.01
98 = BLANK (NO ANSWER).....	1	0.00
99 = LEGITIMATE SKIP.....	31627	96.15

(QD10B3)

ACTD7590

Len : 2 MAY 1975 TO JULY 1990

	Freq	Pct
1 = Yes.....	292	0.89
2 = No (not entered).....	945	2.87
85 = BAD DATA Logically assigned.....	25	0.08
94 = DON'T KNOW.....	1	0.00
97 = REFUSED.....	2	0.01
98 = BLANK (NO ANSWER).....	1	0.00
99 = LEGITIMATE SKIP.....	31627	96.15

(QD10B4)

ACTDVJET

Len : 2 VIETNAM ERA (MARCH 1961 TO APRIL 1975)

	Freq	Pct
1 = Yes.....	393	1.19
2 = No (not entered).....	845	2.57
85 = BAD DATA Logically assigned.....	24	0.07
94 = DON'T KNOW.....	1	0.00
97 = REFUSED.....	2	0.01
98 = BLANK (NO ANSWER).....	1	0.00
99 = LEGITIMATE SKIP.....	31627	96.15

(QD10B5, QD10B6, QD10B7, QD10B8, QD10B9)

ACTDPRIV

Len : 2 ANY TIME BEFORE VIETNAM ERA (MARCH 1961)

	Freq	Pct
1 = Yes.....	89	0.27
2 = No (not entered).....	1148	3.49
85 = BAD DATA Logically assigned.....	26	0.08
94 = DON'T KNOW.....	1	0.00
97 = REFUSED.....	2	0.01
99 = LEGITIMATE SKIP.....	31627	96.15

DEMOGRAPHICS

Did you ever serve on active duty in the United States Armed Forces or Reserve components in a military combat zone or an area where you drew imminent danger pay or hostile fire pay?

(QD10C)

COMBATPY

Len : 2 EVER IN COMBAT ZONE ON ACTIVE DUTY

	Freq	Pct
1 = YES	525	1.60
2 = NO	713	2.17
85 = BAD DATA Logically assigned	24	0.07
94 = DON'T KNOW	2	0.01
97 = REFUSED	2	0.01
99 = LEGITIMATE SKIP	31627	96.15

This question is about your overall health. Would you say your health in general is excellent, very good, good, fair, or poor?

(QD12)

HEALTH

Len : 2 OVERALL HEALTH

	Freq	Pct
1 = Excellent	7788	23.68
2 = Very good	13199	40.13
3 = Good	8975	27.29
4 = Fair	2539	7.72
5 = Poor	383	1.16
94 = DON'T KNOW	6	0.02
97 = REFUSED	3	0.01

How many times in the past 12 months have you moved? Please include moves from one residence to another within the same city/town as well as those from one city/town to another.

(QD13)

MOVSINPYR2

Len : 3 # TIMES MOVED PAST 12 MONTHS- RECODED

	Freq	Pct
0 = 0 time	23845	72.49
1 = One time	5260	15.99
2 = Two times	1593	4.84
3 = Three or more times	744	2.26
985 = BAD DATA Logically assigned	12	0.04
994 = DON'T KNOW	242	0.74
997 = REFUSED	153	0.47
998 = BLANK (NO ANSWER)	1044	3.17

People are different in their sexual attraction to other people. Which statement best describes your feelings?

(QD62)

SEXATTRACT

Len : 2 SEXUAL ATTRACTION

	Freq	Pct
1 = I am only attracted to opposite sex	20904	63.55
2 = I am mostly attracted to opposite sex	2405	7.31
3 = I am equally attracted to males and females	1142	3.47
4 = I am mostly attracted to same sex	353	1.07
5 = I am only attracted to same sex	595	1.81
6 = I am not sure	440	1.34
85 = BAD DATA Logically assigned	8	0.02
94 = DON'T KNOW	68	0.21
97 = REFUSED	214	0.65
98 = BLANK (NO ANSWER)	1041	3.16
99 = LEGITIMATE SKIP	5723	17.40

DEMOGRAPHICS

Which one of the following do you consider yourself to be?

(QD63)

SEXIDENT

Len : 2 SEXUAL IDENTITY

	Freq	Pct
1 = Heterosexual, that is, straight.....	23118	70.28
2 = Lesbian or Gay.....	711	2.16
3 = Bisexual.....	1924	5.85
85 = BAD DATA Logically assigned.....	8	0.02
94 = DON'T KNOW.....	135	0.41
97 = REFUSED.....	232	0.71
98 = BLANK (NO ANSWER).....	1042	3.17
99 = LEGITIMATE SKIP.....	5723	17.40

How well do you speak English?

(QD55)

SPEAKENGL

Len : 2 HOW WELL SPEAK ENGLISH

	Freq	Pct
1 = Very well.....	29010	88.20
2 = Well.....	2038	6.20
3 = Not well.....	541	1.64
4 = Not at all.....	156	0.47
85 = BAD DATA Logically assigned.....	11	0.03
94 = DON'T KNOW.....	24	0.07
97 = REFUSED.....	52	0.16
98 = BLANK (NO ANSWER).....	1061	3.23

Are you deaf or do you have serious difficulty hearing?

(QD56)

DIFFHEAR

Len : 2 SERIOUS DIFFICULTY HEARING

	Freq	Pct
1 = Yes.....	969	2.95
2 = No.....	30777	93.57
85 = BAD DATA Logically assigned.....	11	0.03
94 = DON'T KNOW.....	28	0.09
97 = REFUSED.....	45	0.14
98 = BLANK (NO ANSWER).....	1063	3.23

Are you blind or do you have serious difficulty seeing, even when wearing glasses?

(QD57)

DIFFSEE

Len : 2 SERIOUS DIFFICULTY SEEING

	Freq	Pct
1 = Yes.....	1006	3.06
2 = No.....	30728	93.42
85 = BAD DATA Logically assigned.....	11	0.03
94 = DON'T KNOW.....	35	0.11
97 = REFUSED.....	45	0.14
98 = BLANK (NO ANSWER).....	1068	3.25

Because of a physical, mental or emotional condition, do you have serious difficulty concentrating, remembering, or making decisions?

(QD58)

DIFFTHINK

Len : 2 SERIOUS DIFFICULTY CONCENTRAT, REMEMBR, DECISION

	Freq	Pct
1 = Yes.....	3492	10.62
2 = No.....	28134	85.53
85 = BAD DATA Logically assigned.....	11	0.03
94 = DON'T KNOW.....	113	0.34
97 = REFUSED.....	74	0.22
98 = BLANK (NO ANSWER).....	1069	3.25

DEMOGRAPHICS

Do you have serious difficulty walking or climbing stairs?

(QD59)

DIFFWALK

Len : 2 SERIOUS DIFFICULTY WALKING OR CLIMBING STAIRS

	Freq	Pct
1 = Yes.....	1182	3.59
2 = No.....	30551	92.88
85 = BAD DATA Logically assigned.....	11	0.03
94 = DON'T KNOW.....	29	0.09
97 = REFUSED.....	47	0.14
98 = BLANK (NO ANSWER).....	1073	3.26

Do you have difficulty dressing or bathing?

(QD60)

DIFFDRESS

Len : 2 SERIOUS DIFFICULTY DRESSING OR BATHING

	Freq	Pct
1 = Yes.....	453	1.38
2 = No.....	31286	95.11
85 = BAD DATA Logically assigned.....	11	0.03
94 = DON'T KNOW.....	24	0.07
97 = REFUSED.....	44	0.13
98 = BLANK (NO ANSWER).....	1075	3.27

Because of a physical, mental or emotional condition, do you have difficulty doing errands alone such as visiting a doctors' office or shopping?

(QD61)

DIFFERRAND

Len : 2 DIFFICULTY DOING ERRANDS ALONE

	Freq	Pct
1 = Yes.....	1553	4.72
2 = No.....	27177	82.62
85 = BAD DATA Logically assigned.....	9	0.03
94 = DON'T KNOW.....	36	0.11
97 = REFUSED.....	39	0.12
98 = BLANK (NO ANSWER).....	1058	3.22
99 = LEGITIMATE SKIP.....	3021	9.18

IMPUTED DEMOGRAPHICS

IMPUTED DEMOGRAPHICS

Beginning with the 2002 survey, missing values for the gender question (QD01) were no longer permitted. Thus, no imputation was required. This variable has the prefix 'IR', which stands for 'Imputation Revised', only for the sake of consistency with data sets from earlier surveys.

(QD01)

IRSEX

Len : 1 IMPUTATION REVISED GENDER

	Freq	Pct
1 = Male.....	15130	46.00
2 = Female.....	17763	54.00

NOTE: The variable IRMARIT reflects the move of the marital status questions from self-administration in 2015 back to interviewer administration in 2016. This variable is considered to be comparable with corresponding variables in 2002 to 2014 (when this question also was interviewer-administered) but is not considered to be comparable with the marital status variable IRMARITSTAT in 2015. Analytic goals should be considered prior to pooling or comparing marital status data from 2015 with data from other years.

IRMARIT

Len : 2 IMPUTATION REVISED MARITAL STATUS

	Freq	Pct
1 = Married.....	12146	36.93
2 = Widowed.....	661	2.01
3 = Divorced or Separated.....	2613	7.94
4 = Never Been Married.....	14452	43.94
99 = LEGITIMATE SKIP Respondent is <= 14 years old.....	3021	9.18

IIMARIT

Len : 1 IMPUTATION INDICATOR MARITAL STATUS

	Freq	Pct
1 = Marital status from questionnaire.....	29855	90.76
3 = Marital status statistically imputed.....	17	0.05
9 = LEGITIMATE SKIP Respondent is <= 14 years old.....	3021	9.18

IREDUHIGHST2

Len : 2 EDUCATION - RECODED IMPUTATION REVISED

	Freq	Pct
1 = Fifth grade or less grade completed.....	491	1.49
2 = Sixth grade completed.....	1059	3.22
3 = Seventh grade completed.....	1093	3.32
4 = Eighth grade completed.....	1163	3.54
5 = Ninth grade completed.....	1219	3.71
6 = Tenth grade completed.....	1202	3.65
7 = Eleventh or Twelfth grade completed, no diploma.....	1711	5.20
8 = High school diploma/GED.....	5703	17.34
9 = Some college credit, but no degree.....	6042	18.37
10 = Associate's degree (for example, AA, AS).....	2337	7.10
11 = College graduate or higher.....	10873	33.06

IIEDUHIGHST2

Len : 1 EDUCATION INDICATOR - IMPUTATION INDICATOR

	Freq	Pct
1 = Education from questionnaire.....	32864	99.91
3 = Education statistically imputed.....	29	0.09

RECODED DEMOGRAPHICS

RECODED DEMOGRAPHICS

(AGE2)

CATAGE

Len : 1 RC-AGE CATEGORY

	Freq	Pct
1 = 12-17 Years Old.....	5723	17.40
2 = 18-25 Years Old.....	7946	24.16
3 = 26-34 Years Old.....	5711	17.36
4 = 35 or Older.....	13513	41.08

(AGE2)

CATAG2

Len : 1 RC-AGE CATEGORY RECODE (3 LEVELS)

	Freq	Pct
1 = 12-17 Years Old.....	5723	17.40
2 = 18-25 Years Old.....	7946	24.16
3 = 26 or Older.....	19224	58.44

(AGE2)

CATAG3

Len : 1 RC-AGE CATEGORY RECODE (5 LEVELS)

	Freq	Pct
1 = 12-17 Years Old.....	5723	17.40
2 = 18-25 Years Old.....	7946	24.16
3 = 26-34 Years Old.....	5711	17.36
4 = 35-49 Years Old.....	7418	22.55
5 = 50 or Older.....	6095	18.53

(AGE2)

CATAG6

Len : 1 RC-AGE CATEGORY RECODE (6 LEVELS)

	Freq	Pct
1 = 12-17 Years Old.....	5723	17.40
2 = 18-25 Years Old.....	7946	24.16
3 = 26-34 Years Old.....	5711	17.36
4 = 35-49 Years Old.....	7418	22.55
5 = 50-64 Years Old.....	3111	9.46
6 = 65 or Older.....	2984	9.07

(AGE2)

CATAG7

Len : 1 RC-AGE CATEGORY RECODE (7 LEVELS)

	Freq	Pct
1 = 12-13 Years Old.....	2002	6.09
2 = 14-15 Years Old.....	1953	5.94
3 = 16-17 Years Old.....	1768	5.38
4 = 18-20 Years Old.....	2677	8.14
5 = 21-25 Years Old.....	5269	16.02
6 = 26-34 Years Old.....	5711	17.36
7 = 35 or Older.....	13513	41.08

(AGE2)

PREGAGE2

Len : 1 RC-PREGNANCY AGE CATEGORY RECODE

	Freq	Pct
1 = 15-17 Years Old.....	2702	8.21
2 = 18-25 Years Old.....	7946	24.16
3 = 26-44 Years Old.....	10901	33.14
4 = Otherwise (12-14, 45 or Older).....	11344	34.49

(AGE2)

DRVINAGE

Len : 1 RC-DUI AGE CATEGORY RECODE

	Freq	Pct
1 = 16-25 Years Old.....	9714	29.53
2 = 26 or Older.....	19224	58.44
3 = Otherwise (12-15 Years Old).....	3955	12.02

RECORDED DEMOGRAPHICS

(AGE2)

DRVINDETAG

Len : 1 RC-DUI DETAILED AGE CATEGORY RECODE

	Freq	Pct
1 = 16-20 Years Old.....	4445	13.51
2 = 21-25 Years Old.....	5269	16.02
3 = 26 or Older.....	19224	58.44
4 = Otherwise (12-15 Years Old).....	3955	12.02

(CATAGE, IRSEX)

SEXAGE

Len : 1 RC-COMBINED GENDER BY AGE CATEGORY INDICATOR

	Freq	Pct
1 = Males Aged 12-17 (IRSEX=1 and CATAGE=1).....	2945	8.95
2 = Females Aged 12-17 (IRSEX=2 and CATAGE=1).....	2778	8.45
3 = Males Aged 18-25 (IRSEX=1 and CATAGE=2).....	3531	10.73
4 = Females Aged 18-25 (IRSEX=2 and CATAGE=2).....	4415	13.42
5 = Otherwise.....	19224	58.44

NEWRACE2

Len : 1 RC-RACE/HISPANICITY RECODE (7 LEVELS)

	Freq	Pct
1 = NonHispanic White.....	21362	64.94
2 = NonHispanic Black/African American.....	3025	9.20
3 = NonHispanic Native American/American Indian.....	291	0.88
4 = NonHispanic Native Hawaiian/Other Pacific Islander.....	133	0.40
5 = NonHispanic Asian.....	1857	5.65
6 = NonHispanic more than one race.....	1329	4.04
7 = Hispanic.....	4896	14.88

(IRSEX, NEWRACE2)

SEXRACE

Len : 1 RC-COMBINED GENDER BY RACE INDICATOR

	Freq	Pct
1 = Male, White, Not Hispanic (IRSEX=1 and NEWRACE2=1).....	9931	30.19
2 = Female, White, Not Hispanic (IRSEX=2 and NEWRACE2=1).....	11431	34.75
3 = Male, Black, Not Hispanic (IRSEX=1 and NEWRACE2=2).....	1318	4.01
4 = Female, Black, Not Hispanic (IRSEX=2 and NEWRACE2=2).....	1707	5.19
5 = Male, Hispanic (IRSEX=1 and NEWRACE2=7).....	2229	6.78
6 = Female, Hispanic (IRSEX=2 and NEWRACE2=7).....	2667	8.11
7 = Male or Female, Other Races (Otherwise).....	3610	10.97

(IREDUHIGHEST2)

EDUHIGHCAT

Len : 1 RC-EDUCATION CATEGORIES

	Freq	Pct
1 = Less than high school (IREDUHIGHEST2=1-7 & AGE2=7-17).....	2244	6.82
2 = High school graduate (IREDUHIGHEST2=8 & AGE2=7-17).....	5683	17.28
3 = Some college/Associate Degree (IREDUHIGHEST2=9-10 & AGE2=7-17).....	8371	25.45
4 = College graduate (IREDUHIGHEST2=11 & AGE2=7-17).....	10872	33.05
5 = 12 to 17 year olds (AGE2=1-6).....	5723	17.40

(HEALTH)

HEALTH2

Len : 1 RC-OVERALL HEALTH RECODE

	Freq	Pct
. = Unknown (Otherwise).....	9	0.03
1 = Excellent (HEALTH=1).....	7788	23.68
2 = Very Good (HEALTH=2).....	13199	40.13
3 = Good (HEALTH=3).....	8975	27.29
4 = Fair/Poor (HEALTH=4,5).....	2922	8.88

EDUCATION

EDUCATION

NOTE: EDUSCHLGO takes into account information from follow-up probes if respondents originally reported that they were not enrolled in school. Based on these probes, respondents were coded as yes (i.e., enrolled) if they were on break from school and intended to return to school once their break was over. EDUSCHLGO was assigned a code of 11 if the respondent reported currently being enrolled but there was uncertainty about the respondent's school enrollment status.

The next questions are about school. By 'school', we mean elementary school, junior high or middle school, high school, or a college or university. Please include home schooling as well. Do you go to school?

If you are on a holiday or break from school, such as spring break or summer vacation, but plan to return when the break is over, please answer yes.

(QD17, QD17A, QD17B)

EDUSCHLGO

Len : 2 NOW GOING TO SCHOOL

	Freq	Pct
1 = Yes.....	8840	26.88
2 = No.....	22602	68.71
11 = Yes (EDUSKPMON = 30).....	12	0.04
85 = BAD DATA Logically assigned.....	9	0.03
94 = DON'T KNOW.....	143	0.43
97 = REFUSED.....	161	0.49
98 = BLANK (NO ANSWER).....	1126	3.42

What grade or year of school are you now attending?

What grade or year of school will you be attending when your vacation is over?

(QD18)

EDUSCHGRD2

Len : 2 WHAT GRADE IN NOW/WILL BE IN

	Freq	Pct
1 = 5th Grade or lower.....	25	0.08
2 = 6th Grade.....	302	0.92
3 = 7th Grade.....	859	2.61
4 = 8th Grade.....	897	2.73
5 = 9th Grade.....	856	2.60
6 = 10th Grade.....	838	2.55
7 = 11th Grade.....	755	2.30
8 = 12th Grade.....	767	2.33
9 = College or university/1st year.....	722	2.19
10 = College or university/2nd Year, 3rd year.....	1275	3.88
11 = College or university/4th Year, 5th or higher year.....	1340	4.07
98 = BLANK (NO ANSWER).....	1655	5.03
99 = LEGITIMATE SKIP.....	22602	68.71

Are you a full-time student or a part-time student?

Will you be a full-time student or a part-time student?

(QD19)

EDUFULPAR

Len : 2 FULL OR PART TIME

	Freq	Pct
1 = FULL-TIME.....	7550	22.95
2 = PART-TIME.....	1078	3.28
85 = BAD DATA Logically assigned.....	2	0.01
94 = DON'T KNOW.....	133	0.40
97 = REFUSED.....	84	0.26
98 = BLANK (NO ANSWER).....	1444	4.39
99 = LEGITIMATE SKIP.....	22602	68.71

EDUCATION

During the past 30 days, that is, from [DATEFILL] up to and including today, how many whole days of school did you miss because you were sick or injured? Please do not include days you missed because you stayed home with a sick child or other family member.

(QD20)

EDUSCKMON

Len : 2 HOW MANY DAYS MISSED SCHOOL FROM SICK

	Freq	Pct
RANGE = 1 - 30	2205	6.70
0 = None	4860	14.78
85 = BAD DATA Logically assigned	2	0.01
90 = SCHOOL NOT IN SESSION	291	0.88
94 = DON'T KNOW	177	0.54
97 = REFUSED	14	0.04
98 = BLANK (NO ANSWER)	1664	5.06
99 = LEGITIMATE SKIP	23680	71.99

What is your best estimate of the number of whole days of school you missed because you were sick or injured during the past 30 days?

(QD20DKRE)

EDUSCKEST

Len : 2 BEST ESTIMATE # DAYS MISSED BECAUSE SICK OR INURED

	Freq	Pct
1 = 0 days	46	0.14
2 = 1 day	19	0.06
3 = 2 days	31	0.09
4 = 3 to 5 days	31	0.09
5 = 6 or more days	9	0.03
6 = School was not in session during the past 30 days	2	0.01
94 = DON'T KNOW	43	0.13
97 = REFUSED	10	0.03
98 = BLANK (NO ANSWER)	1666	5.06
99 = LEGITIMATE SKIP	31036	94.35

NOTE: EDUSCKCOM is a recoded variable that incorporates data from EDUSCKMON (if respondents reported a valid number of days that they missed school in QD20 or they reported that school was not in session) or EDUSCKEST (if respondents were asked question QD20DKRE because they answered QD20 as "don't know" or "refused"). If respondents reported in QD20DKRE that they missed school on "3 to 5 days" or on "6 or more days," then EDUSCKCOM was assigned the value at the midpoint in the range (i.e., 4 days or 18 days, respectively).

(QD20, QD20DKRE)

EDUSCKCOM

Len : 2 RC - HOW MANY DAYS MISSED SCHOOL FROM SICK (COMBINED)

	Freq	Pct
RANGE = 0 - 30	7201	21.89
90 = SCHOOL NOT IN SESSION	293	0.89
94 = DON'T KNOW	43	0.13
97 = REFUSED	10	0.03
98 = BLANK (NO ANSWER)	1666	5.06
99 = LEGITIMATE SKIP	23680	71.99

During the past 30 days, that is since [DATEFILL], how many whole days did you miss because you skipped or "cut" or just didn't want to be there? Please do not include days you missed because you stayed home with a sick child or other family member.

(QD21)

EDUSKPMON

Len : 2 HOW MANY DAYS MISSED SCHOOL FROM SKIPPING

	Freq	Pct
RANGE = 1 - 30	1325	4.03
0 = None	5818	17.69
85 = BAD DATA Logically assigned	2	0.01
94 = DON'T KNOW	90	0.27
97 = REFUSED	21	0.06
98 = BLANK (NO ANSWER)	1664	5.06
99 = LEGITIMATE SKIP	23973	72.88

EDUCATION

What is your best estimate of the number of whole days of school you missed because you skipped or 'cut' or just didn't want to be there during the past 30 days?

(QD21DKRE)
EDUSKPEST

Len : 2 BEST ESTIMATE # DAYS MISSED BECAUSE SKIPPED OR CUT

	Freq	Pct
1 = 0 days.....	48	0.15
2 = 1 day.....	16	0.05
3 = 2 days.....	3	0.01
4 = 3 to 5 days.....	5	0.02
5 = 6 or more days.....	4	0.01
94 = DON'T KNOW.....	22	0.07
97 = REFUSED.....	13	0.04
98 = BLANK (NO ANSWER).....	1666	5.06
99 = LEGITIMATE SKIP.....	31116	94.60

NOTE: EDUSKPCOM is a recoded variable that incorporates data from EDUSKPMON (if respondents reported a valid number of days that they missed school in QD21) or EDUSKPEST (if respondents were asked question QD21DKRE because they answered QD21 as "don't know" or "refused"). If respondents reported in QD21DKRE that they missed school on "3 to 5 days" or on "6 or more days," then EDUSKPCOM was assigned the value at the midpoint in the range (i.e., 4 days or 18 days, respectively).

(QD21, QD21DKRE)
EDUSKPCOM

Len : 2 RC - HOW MANY DAYS MISSED SCHOOL FROM SKIPPING (COMBINED)

	Freq	Pct
RANGE = 0 - 30.....	7219	21.95
94 = DON'T KNOW.....	22	0.07
97 = REFUSED.....	13	0.04
98 = BLANK (NO ANSWER).....	1666	5.06
99 = LEGITIMATE SKIP.....	23973	72.88

For this question, please consider only the family members listed below, whether or not they live with you.

- Your spouse
- Your unmarried partner
- Your mother
- Your father
- Your son or sons
- Your daughter or daughters
- Your brother or brothers
- Your sister or sisters

Please include only these family members, whether they are biological, step or adoptive. Are any of these family members currently serving in the United States military? Press F2 to see and hear a definition of "military."

(QD10D)
MILTFAMILY

Len : 2 ANY IMMEDIATE FAMILY CURRENTLY IN US MILITARY

	Freq	Pct
1 = Yes.....	2118	6.44
2 = No.....	29286	89.03
85 = BAD DATA Logically assigned.....	59	0.18
94 = DON'T KNOW.....	166	0.50
97 = REFUSED.....	162	0.49
98 = BLANK (NO ANSWER).....	1102	3.35

(QD10E1, QD10E2)
MILTSPPAR

Len : 2 SPOUSE OR PARTNER IN MILITARY

	Freq	Pct
1 = Yes.....	434	1.32
2 = No.....	1260	3.83
85 = BAD DATA Logically assigned.....	52	0.16
94 = DON'T KNOW.....	233	0.71
97 = REFUSED.....	169	0.51
98 = BLANK (NO ANSWER).....	1459	4.44
99 = LEGITIMATE SKIP.....	29286	89.03

EDUCATION

(QD10E3, QD10E4)

MILTPARNT

Len : 2 FATHER OR MOTHER IN MILITARY

	Freq	Pct
1 = Yes.....	312	0.95
2 = No.....	1381	4.20
85 = BAD DATA Logically assigned.....	63	0.19
94 = DON'T KNOW.....	233	0.71
97 = REFUSED.....	169	0.51
98 = BLANK (NO ANSWER).....	1449	4.41
99 = LEGITIMATE SKIP.....	29286	89.03

(QD10E5, QD10E6)

MILTCHLDR

Len : 2 SON OR DAUGHTER IN MILITARY

	Freq	Pct
1 = Yes.....	299	0.91
2 = No.....	1387	4.22
85 = BAD DATA Logically assigned.....	66	0.20
94 = DON'T KNOW.....	233	0.71
97 = REFUSED.....	169	0.51
98 = BLANK (NO ANSWER).....	1453	4.42
99 = LEGITIMATE SKIP.....	29286	89.03

(QD10E7, QD10E8)

MILTSIBLN

Len : 2 SISTER OR BROTHER IN MILITARY

	Freq	Pct
1 = Yes.....	741	2.25
2 = No.....	953	2.90
85 = BAD DATA Logically assigned.....	49	0.15
94 = DON'T KNOW.....	233	0.71
97 = REFUSED.....	169	0.51
98 = BLANK (NO ANSWER).....	1462	4.44
99 = LEGITIMATE SKIP.....	29286	89.03

RECODED EDUCATION

RECODED EDUCATION

NOTE: Certain source variables that were used to create recoded variables have valid values that might not have been reported or assigned for the current survey year. However, these values have been included in the general specifications in the codebook on how the recoded variables were created. See additional details about this issue in the Organization of the Data File section of this codebook introduction.

NOTE: The following NSDUH college enrollment variables, COLLENRLFT and COLLENRLST, were revised during the 2016 NSDUH due to questionnaire changes impacting the source variables. COLLENRLFT and COLLENRLST are available starting with the 2016 NSDUH and are considered comparable with the 2015 versions, COLLENRFT and COLLENRST.

A respondent was defined as a full-time college student if they were aged 18 to 22, enrolled in school (EDUSCHLGO =1, 3, 5, 11), enrolled at the college level (EDUSCHGRD2=9-11), and a full-time student (EDUFULPAR=1). Respondents in the category "Other Persons Aged 18-22" include those not enrolled in school, enrolled in college part-time, enrolled in other grades either full or part-time, or enrolled with no other information available. Respondents aged 18-22 who reported don't know, refused, or blank to being enrolled in school (EDUSCHLGO= 94, 97, 98), their school enrollment level (EDUSCHGRD2=98) and their full or part time status (EDUFULPAR=94, 97, 98) are defined as system missing.

(AGE2, EDUFULPAR, EDUSCHGRD2, EDUSCHLGO)

COLLENRLFT Len : 1 RC-COLLEGE ENROLLMENT-FULL TIME

	Freq	Pct
. = Unknwn Enrollment, Aged 18-22 (See comment above).....	233	0.71
1 = Full Time College Student Aged 18-22 (See comment above)	1671	5.08
2 = Other Persons Aged 18-22 (See comment above).....	2764	8.40
3 = Persons Aged 12-17, 23 or Older.....	28225	85.81

A respondent was defined as a full or part-time college student if they were aged 18 to 22, enrolled in school (EDUSCHLGO=1, 3, 5, 11), enrolled at the college level (EDUSCHGRD2=9-11), and either a full-time student (EDUFULPAR=1) or part-time (EDUFULPAR=2) student. Respondents aged 18-22 who reported don't know, refused, or blank to being enrolled in school (EDUSCHLGO=94, 97, 98), their school enrollment level (EDUSCHGRD2=98), and their full or part time status (EDUFULPAR=94, 97, 98) are defined as system missing. Otherwise, a respondent was defined as not enrolled in college (EDUSCHLGO=2, 4) or in the category "Other Persons Aged 18-22" (enrolled in other grades either full or part-time, or enrolled with no other information available).

(AGE2, EDUFULPAR, EDUSCHGRD2, EDUSCHLGO)

COLLENRLST Len : 1 RC-COLLEGE ENROLLMENT

	Freq	Pct
. = Unknwn Enrollment, Aged 18-22 (See comment above).....	233	0.71
1 = Full Time College Student Aged 18-22 (See comment above)	1671	5.08
2 = Part Time College Student Aged 18-22 (See comment above)	259	0.79
3 = Not Enrolled Aged 18-22 (See comment above).....	2075	6.31
4 = Other Persons Aged 18-22 (See comment above).....	430	1.31
5 = Persons Aged 12-17, 23 or Older.....	28225	85.81

EMPLOYMENT

EMPLOYMENT

(*WRK35WKUS, WRKDPSTWK, WRKDPSTYR, WRKEFFORT, WRKRSNJOB, WRKRSNNOT*)
WRKSTATWK2 Len : 2 WORK SITUATION IN PAST WEEK - RECODE

	Freq	Pct
1 = Worked at full-time job, past week	12614	38.35
2 = Worked at part time job, past week.....	3844	11.69
3 = Has job or volunteer worker, did not work past wk	1552	4.72
4 = Unemployed/on layoff, looking for work.....	1316	4.00
5 = Disabled.....	796	2.42
6 = Keeping house full-time.....	1191	3.62
7 = In school/training.....	2034	6.18
8 = Retired.....	2461	7.48
9 = Does not have a job, some other reason.....	2741	8.33
98 = BLANK (NO ANSWER)	1323	4.02
99 = LEGITIMATE SKIP.....	3021	9.18

The next questions are about working. Did you work at a job or business at any time last week? By last week, I mean the week beginning on Sunday, [STARTDATE] and ending on Saturday, [ENDDATE].

(*QD26*)

WRKDPSTWK Len : 2 WORK AT JOB LAST WEEK

	Freq	Pct
1 = Yes.....	16526	50.24
2 = No.....	12038	36.60
4 = No LOGICALLY ASSIGNED	33	0.10
85 = BAD DATA Logically assigned	9	0.03
94 = DON'T KNOW	61	0.19
97 = REFUSED	112	0.34
98 = BLANK (NO ANSWER)	1093	3.32
99 = LEGITIMATE SKIP.....	3021	9.18

Even though you did not work at any time last week, did you have a job or business?

(*QD27*)

WRKHADJOB Len : 2 DID YOU HAVE A JOB OR BUSINESS

	Freq	Pct
1 = Yes.....	1575	4.79
2 = No.....	10433	31.72
4 = No LOGICALLY ASSIGNED	33	0.10
85 = BAD DATA Logically assigned	7	0.02
94 = DON'T KNOW	14	0.04
97 = REFUSED	125	0.38
98 = BLANK (NO ANSWER)	1159	3.52
99 = LEGITIMATE SKIP.....	19547	59.43

How many hours did you work last week at all jobs or businesses?

(*QD28*)

WRKDHRSWK2 Len : 3 HOW MANY HOURS WORKED LAST WEEK

	Freq	Pct
RANGE = 1 - 60	16003	48.65
61 = 61 or more.....	422	1.28
985 = BAD DATA Logically assigned	2	0.01
994 = DON'T KNOW	74	0.22
997 = REFUSED	137	0.42
998 = BLANK (NO ANSWER).....	1163	3.54
999 = LEGITIMATE SKIP.....	15092	45.88

EMPLOYMENT

Do you usually work 35 hours or more per week at all jobs or businesses?

(QD29)

WRK35WKUS

Len : 2 USUALLY WORK 35 OR MORE HRS PER WEEK

	Freq	Pct
1 = Yes.....	13409	40.77
2 = No.....	4644	14.12
85 = BAD DATA Logically assigned.....	2	0.01
94 = DON'T KNOW.....	26	0.08
97 = REFUSED.....	144	0.44
98 = BLANK (NO ANSWER).....	1181	3.59
99 = LEGITIMATE SKIP.....	13487	41.00

Which one of these reasons best describes why you did not work last week?

(QD30)

WRKRSNNOT

Len : 3 REASON FOR NOT WORKING AT JOB - PAST WK

	Freq	Pct
1 = On vacation/sick/furlough/strike/oth temp absence.....	560	1.70
2 = On layoff and not looking for work.....	53	0.16
3 = On layoff and looking for work.....	67	0.20
4 = Waiting to report to a new job.....	47	0.14
5 = Self-employed and did not have business last week.....	224	0.68
6 = Going to school/training.....	197	0.60
7 = Some other reason.....	402	1.22
994 = DON'T KNOW.....	12	0.04
997 = REFUSED.....	136	0.41
998 = BLANK (NO ANSWER).....	1171	3.56
999 = LEGITIMATE SKIP.....	30024	91.28

Which one of these reasons best describes why you did not have a job or business last week?

(QD31)

WRKRSNJOB

Len : 3 REASON FOR NOT HAVING A JOB - PAST WK

	Freq	Pct
1 = Looking for work.....	1679	5.10
2 = On layoff and not looking for work.....	304	0.92
3 = Keeping house or caring for children full time.....	1193	3.63
4 = Going to school/training.....	2036	6.19
5 = Retired.....	2464	7.49
6 = Disabled for work.....	797	2.42
7 = Didn't want a job.....	587	1.78
8 = Some other reason.....	1256	3.82
985 = BAD DATA Logically assigned.....	7	0.02
994 = DON'T KNOW.....	54	0.16
997 = REFUSED.....	192	0.58
998 = BLANK (NO ANSWER).....	1202	3.65
999 = LEGITIMATE SKIP.....	21122	64.21

During the past 30 days, did you make specific efforts to find work? Include any contacts you made with anyone about a job, sending out resumes or applications, placing or answering ads. Do not include only reading job ads.

(QD32)

WRKEFFORT

Len : 2 PAST 30 DAYS, MAKE EFFORT TO FIND WORK

	Freq	Pct
1 = Yes.....	1250	3.80
2 = No.....	424	1.29
85 = BAD DATA Logically assigned.....	1	0.00
94 = DON'T KNOW.....	3	0.01
97 = REFUSED.....	194	0.59
98 = BLANK (NO ANSWER).....	1262	3.84
99 = LEGITIMATE SKIP.....	29759	90.47

EMPLOYMENT

Now, think about the past 12 months, from [DATEFILL] through today. Did you work at a job or business at any time during the past 12 months?

(QD33)

WRKDPSTYR

Len : 2 PAST 12 MOS, WORKED AT ANY JOB

	Freq	Pct
1 = Yes.....	3125	9.50
2 = No.....	7351	22.35
85 = BAD DATA Logically assigned.....	7	0.02
94 = DON'T KNOW.....	60	0.18
97 = REFUSED.....	119	0.36
98 = BLANK (NO ANSWER).....	1109	3.37
99 = LEGITIMATE SKIP.....	21122	64.21

Have you been self-employed at any time during the past 12 months?

(QD34)

WRKSELFEM

Len : 2 PAST 12 MOS, SELF EMPLOYED

	Freq	Pct
1 = Yes.....	2756	8.38
2 = No.....	18193	55.31
5 = Yes LOGICALLY ASSIGNED (from skip pattern).....	224	0.68
85 = BAD DATA Logically assigned.....	2	0.01
94 = DON'T KNOW.....	29	0.09
97 = REFUSED.....	137	0.42
98 = BLANK (NO ANSWER).....	1180	3.59
99 = LEGITIMATE SKIP.....	10372	31.53

How many different employers, including yourself, have you had in the past 12 months?

(QD35, QD36)

WRKNUMJOB2

Len : 2 PAST 12 MOS, HOW MANY EMPLOYERS

	Freq	Pct
1 = One.....	14981	45.54
2 = Two.....	4321	13.14
3 = Three.....	1161	3.53
4 = Four or more.....	531	1.61
85 = BAD DATA Logically assigned.....	2	0.01
94 = DON'T KNOW.....	147	0.45
97 = REFUSED.....	191	0.58
98 = BLANK (NO ANSWER).....	1187	3.61
99 = LEGITIMATE SKIP.....	10372	31.53

During the past 12 months, was there ever a time when you did not have at least one job or business?

(QD37)

WRKNJBPYR

Len : 2 PAST 12 MOS, TIME WITH NO JOB

	Freq	Pct
1 = Yes.....	3124	9.50
2 = No.....	14921	45.36
85 = BAD DATA Logically assigned.....	2	0.01
94 = DON'T KNOW.....	21	0.06
97 = REFUSED.....	146	0.44
98 = BLANK (NO ANSWER).....	1188	3.61
99 = LEGITIMATE SKIP.....	13491	41.01

In how many weeks during the past 12 months did you not have at least one job or business?

(QD38)

WRKNJBWKS

Len : 2 HOW MANY WKS W/O JOB IN PAST 12 MOS

	Freq	Pct
RANGE = 1 - 52.....	2965	9.01
85 = BAD DATA Logically assigned.....	13	0.04
94 = DON'T KNOW.....	124	0.38
97 = REFUSED.....	170	0.52
98 = BLANK (NO ANSWER).....	1209	3.68
99 = LEGITIMATE SKIP.....	28412	86.38

EMPLOYMENT

In what year did you last work at a job or business?

(QD39A)

WRKLASTYR2

Len : 4 WHAT YEAR LAST WORKED

	Freq	Pct
RANGE = 1981 - 2020	7746	23.55
9985 = BAD DATA Logically assigned	25	0.08
9991 = NEVER WORKED AT A JOB OR BUSINESS	2267	6.89
9994 = DON'T KNOW	253	0.77
9997 = REFUSED	160	0.49
9998 = BLANK (NO ANSWER)	1320	4.01
9999 = LEGITIMATE SKIP	21122	64.21

During the past 30 days, that is from [DATEFILL] up to and including today, how many whole days of work did you miss because you were sick or injured?

(QD40)

WRKSICKMO

Len : 2 # DAYS MISSED WORK FOR INJURY/ILLNESS PAST 30 DAYS

	Freq	Pct
RANGE = 1 - 30	4284	13.02
0 = None	13599	41.34
85 = BAD DATA Logically assigned	36	0.11
94 = DON'T KNOW	116	0.35
97 = REFUSED	170	0.52
98 = BLANK (NO ANSWER)	1201	3.65
99 = LEGITIMATE SKIP	13487	41.00

During the past 30 days, that is from [DATEFILL] up to and including today, how many whole days of work did you miss because you just didn't want to be there? Please do not include days you missed because of a planned vacation or days that you stayed home with a sick child or other family member.

(QD41)

WRKSKIPMO

Len : 2 # DAYS SKIPPED WORK PAST 30 DAYS

	Freq	Pct
RANGE = 1 - 30	2095	6.37
0 = None	15834	48.14
85 = BAD DATA Logically assigned	10	0.03
94 = DON'T KNOW	85	0.26
97 = REFUSED	181	0.55
98 = BLANK (NO ANSWER)	1201	3.65
99 = LEGITIMATE SKIP	13487	41.00

At your workplace, is there a written policy about employee use of alcohol or drugs?

(QD43)

WRKDRGPOL

Len : 2 WORKPLACE HAVE WRITTEN POLICY DRUG/ALCOHOL USE

	Freq	Pct
1 = Yes	13826	42.03
2 = No	3713	11.29
85 = BAD DATA Logically assigned	2	0.01
94 = DON'T KNOW	502	1.53
97 = REFUSED	158	0.48
98 = BLANK (NO ANSWER)	1205	3.66
99 = LEGITIMATE SKIP	13487	41.00

Does this policy cover only alcohol, only drugs, or both alcohol and drugs?

(QD44)

WRKDRGALB

Len : 2 DID POLICY COVER ALCOHOL, DRUGS, OR BOTH

	Freq	Pct
1 = Only alcohol	111	0.34
2 = Only drugs	753	2.29
3 = Both alcohol and drugs	12749	38.76
85 = BAD DATA Logically assigned	2	0.01
94 = DON'T KNOW	196	0.60
97 = REFUSED	168	0.51
98 = BLANK (NO ANSWER)	1714	5.21
99 = LEGITIMATE SKIP	17200	52.29

EMPLOYMENT

At your workplace, have you ever been given any educational information regarding the use of alcohol or drugs?

(QD45)

WRKDRGEDU

Len : 2 AT WORK, GIVEN EDUCATION ON DRUGS/ALC

	Freq	Pct
1 = Yes.....	6116	18.59
2 = No.....	11682	35.52
85 = BAD DATA Logically assigned.....	2	0.01
94 = DON'T KNOW.....	226	0.69
97 = REFUSED.....	166	0.50
98 = BLANK (NO ANSWER).....	1214	3.69
99 = LEGITIMATE SKIP.....	13487	41.00

Through your workplace, is there access to any type of employee assistance program or other type of counseling program for employees who have alcohol or drug-related problems?

(QD46)

WRKDRGHLP

Len : 2 ANY ASSISTANCE PROGRAM OFFERED THROUGH WRK

	Freq	Pct
1 = Yes.....	9199	27.97
2 = No.....	7771	23.63
85 = BAD DATA Logically assigned.....	2	0.01
94 = DON'T KNOW.....	1047	3.18
97 = REFUSED.....	168	0.51
98 = BLANK (NO ANSWER).....	1219	3.71
99 = LEGITIMATE SKIP.....	13487	41.00

Does your workplace ever test its employees for alcohol use?

(QD47)

WRKTSTALC

Len : 2 WORKPLACE TESTS FOR ALCOHOL USAGE

	Freq	Pct
1 = Yes.....	3878	11.79
2 = No.....	13539	41.16
85 = BAD DATA Logically assigned.....	2	0.01
94 = DON'T KNOW.....	596	1.81
97 = REFUSED.....	172	0.52
98 = BLANK (NO ANSWER).....	1219	3.71
99 = LEGITIMATE SKIP.....	13487	41.00

Does your workplace ever test its employees for drug use?

(QD48)

WRKTSTDRG

Len : 2 WORKPLACE TESTS FOR DRUG USAGE

	Freq	Pct
1 = Yes.....	7565	23.00
2 = No.....	9940	30.22
85 = BAD DATA Logically assigned.....	2	0.01
94 = DON'T KNOW.....	513	1.56
97 = REFUSED.....	167	0.51
98 = BLANK (NO ANSWER).....	1219	3.71
99 = LEGITIMATE SKIP.....	13487	41.00

Does your workplace test its employees for drug or alcohol use as part of the hiring process?

(QD49)

WRKTSTHIR

Len : 2 TEST FOR DRUG/ALC AS HIRING PROCESS

	Freq	Pct
1 = Yes.....	6514	19.80
2 = No.....	1087	3.30
85 = BAD DATA Logically assigned.....	2	0.01
94 = DON'T KNOW.....	50	0.15
97 = REFUSED.....	161	0.49
98 = BLANK (NO ANSWER).....	1743	5.30
99 = LEGITIMATE SKIP.....	23336	70.95

EMPLOYMENT

Does your workplace test its employees for drug or alcohol use on a random basis?

(QD50)

WRKTSTRDM

Len : 2 TEST ON RANDOM BASIS

	Freq	Pct
1 = Yes.....	4173	12.69
2 = No.....	3305	10.05
85 = BAD DATA Logically assigned.....	2	0.01
94 = DON'T KNOW.....	170	0.52
97 = REFUSED.....	164	0.50
98 = BLANK (NO ANSWER).....	1743	5.30
99 = LEGITIMATE SKIP.....	23336	70.95

According to the policy at your workplace, what happens to an employee the first time he or she tests positive for illicit drugs?

(QD51)

WRKTST1ST

Len : 2 WHAT HAPPENS FIRST TIME CAUGHT

	Freq	Pct
1 = Handled on indiv basis/policy does not spec what.....	2635	8.01
2 = Employee is fired.....	2583	7.85
3 = Employee is referred for treatment or counseling.....	1287	3.91
4 = Nothing happens.....	39	0.12
5 = Something else happens.....	324	0.99
85 = BAD DATA Logically assigned.....	2	0.01
94 = DON'T KNOW.....	767	2.33
97 = REFUSED.....	177	0.54
98 = BLANK (NO ANSWER).....	1743	5.30
99 = LEGITIMATE SKIP.....	23336	70.95

Would you be more or less likely to want to work for an employer that tests its employees for drug use as part of the hiring process?

(QD52)

WRKOKPREH

Len : 2 WOULD YOU WORK FOR EMP DOES DRUG TEST PRE-HIRE

	Freq	Pct
1 = More likely.....	4802	14.60
2 = Less likely.....	2003	6.09
3 = Would it make no difference to you.....	11128	33.83
85 = BAD DATA Logically assigned.....	2	0.01
94 = DON'T KNOW.....	80	0.24
97 = REFUSED.....	165	0.50
98 = BLANK (NO ANSWER).....	1226	3.73
99 = LEGITIMATE SKIP.....	13487	41.00

Would you be more or less likely to want to work for an employer that tests its employees for drug or alcohol use on a random basis?

(QD53)

WRKOKRAND

Len : 2 WOULD YOU WORK FOR EMP DOES DRUG/ALC TEST RANDOMLY

	Freq	Pct
1 = More likely.....	3886	11.81
2 = Less likely.....	3343	10.16
3 = Would make no difference.....	10693	32.51
85 = BAD DATA Logically assigned.....	2	0.01
94 = DON'T KNOW.....	94	0.29
97 = REFUSED.....	160	0.49
98 = BLANK (NO ANSWER).....	1228	3.73
99 = LEGITIMATE SKIP.....	13487	41.00

IMPUTED EMPLOYMENT

IMPUTED EMPLOYMENT

The following variable, IRWRKSTAT, replaces EMPSTATY that was created from 2001 to 2014. In 2015 employment questions moved from being interviewer-administered to being self-administered through ACASI. The name changes for employment variables reflect the break in comparability.

(WRKSTATWK2)

IRWRKSTAT Len : 2 EMPLOYMENT STATUS - IMPUTATION REVISED

	Freq	Pct
1 = Employed full time	13983	42.51
2 = Employed part time.....	4799	14.59
3 = Unemployed	1781	5.41
4 = Other (incl. not in labor force)	9309	28.30
99 = 12-14 year olds	3021	9.18

(WRKSTATWK2)

IIRWRKSTAT Len : 1 EMPLOYMENT STATUS - IMPUTATION INDICATOR

	Freq	Pct
1 = Employment status from questionnaire.....	28531	86.74
3 = Employment statistically imputed.....	1341	4.08
9 = 12-14 years old	3021	9.18

(WRKSTATWK2)

I2WRKSTAT Len : 1 EMPLOYMENT STATUS - DETAILED IMPUTATION INDICATOR

	Freq	Pct
1 = Employment status from questionnaire.....	28531	86.74
3 = Emp. statistically imputed (unrestricted).....	1294	3.93
4 = Emp. stat. imp. (restr. to full-time or part-time).....	47	0.14
9 = 12-14 years old	3021	9.18

IRWRKSTAT18 is a recode of IRWRKSTAT and AGE2. Respondents aged 12-17 are assigned a skip code, regardless of their answers to the employment status questions.

(AGE2, IRWRKSTAT)

IRWRKSTAT18 Len : 2 EMPLOYMENT STATUS 18+ - IMPUTATION REVISED

	Freq	Pct
1 = Employed full time	13908	42.28
2 = Employed part time.....	4130	12.56
3 = Unemployed	1539	4.68
4 = Other (incl. not in labor force)	7593	23.08
99 = 12-17 year olds	5723	17.40

(AGE2, IIRWRKSTAT)

IIRWRKSTAT18 Len : 1 EMPLOYMENT STATUS 18+ - IMPUTATION INDICATOR

	Freq	Pct
1 = Employment status from questionnaire.....	25863	78.63
3 = Employment statistically imputed.....	1307	3.97
9 = 12-17 years old	5723	17.40

(AGE2, I2WRKSTAT)

I2WRKST18 Len : 1 EMPLOYMENT STATUS 18+ - DETAILED IMPUTATION INDICATOR

	Freq	Pct
1 = Employment status from questionnaire.....	25863	78.63
3 = Emp. statistically imputed (unrestricted).....	1264	3.84
4 = Emp. stat. imp. (restr. to full-time or part-time).....	43	0.13
9 = 12-17 years old	5723	17.40

HOUSEHOLD COMPOSITION (ROSTER)

HOUSEHOLD COMPOSITION (ROSTER)

NOTE: Starting from 2003, the following variable, EDFAM18, replaced the variable IRFAM18 (the imputation-revised indicator for having family members in the household aged 18 or older). Prior to 2003, the edited proxy variables were created using IRFAM18. However in 2003, the procedures for creating the edited proxy variables changed due to changes in the proxy questions in the questionnaire. The new procedures required an edited form of this indicator.

EDFAM18 Len : 2 RC-EDITED INDICATOR: FAMILY IN HH 18 OR OLDER

	Freq	Pct
0 = R has other family members >=18	25841	78.56
1 = R does not have other family members >=18.....	5672	17.24
98 = UNKNOWN	1380	4.20

(FRELAT10, FRELAT11, FRELAT12, FRELAT13, FRELAT14, FRELAT15, FRELAT16, FRELAT17, FRELAT18, FRELAT19, FRELAT20, FRELAT21, FRELAT22, FRELAT23, FRELAT24, FRELAT25, FRELATO2, FRELATO3, FRELATO4, FRELATO5, FRELATO6, FRELATO7, FRELATO8, FRELATO9, FRELATON)

IMOTHER Len : 1 RC-MOTHER IN HH

	Freq	Pct
1 = R is 12-17, mother in hh	5275	16.04
2 = R is 12-17, no mother in hh.....	415	1.26
3 = R is 12-17, don't know whether mother is in hh.....	33	0.10
4 = R is 18 or older	27170	82.60

(MRELAT10, MRELAT11, MRELAT12, MRELAT13, MRELAT14, MRELAT15, MRELAT16, MRELAT17, MRELAT18, MRELAT19, MRELAT20, MRELAT21, MRELAT22, MRELAT23, MRELAT24, MRELAT25, MRELATO2, MRELATO3, MRELATO4, MRELATO5, MRELATO6, MRELATO7, MRELATO8, MRELATO9, MRELATON)

IFATHER Len : 1 RC-FATHER IN HH

	Freq	Pct
1 = R is 12-17, father in hh	4364	13.27
2 = R is 12-17, no father in hh	1318	4.01
3 = R is 12-17, don't know whether father is in hh.....	41	0.12
4 = R is 18 or older	27170	82.60

NRCH17_2 Len : 1 RECODED # R's CHILDREN < 18 IN HOUSEHOLD

	Freq	Pct
RANGE = 0 - 2.....	29685	90.25
. = Missing.....	1516	4.61
3 = 3 or more.....	1692	5.14

IRHHSIZ2 Len : 1 RECODE - IMPUTATION-REVISED # PERSONS IN HH

	Freq	Pct
1 = One person in household.....	3434	10.44
2 = Two people in household	9002	27.37
3 = Three people in household.....	6932	21.07
4 = Four people in household.....	7190	21.86
5 = Five people in household	3687	11.21
6 = 6 or more people in household.....	2648	8.05

IHHSIZ2 Len : 1 IRHHSIZ2-IMPUTATION INDICATOR

	Freq	Pct
1 = Questionnaire data	31482	95.71
3 = Statistically imputed data.....	1411	4.29

IRK117_2 Len : 1 RECODE - IMPUTATION-REVISED # KIDS AGED<18 IN HH

	Freq	Pct
1 = No children under 18	16874	51.30
2 = One child under 18.....	6054	18.41
3 = Two children under 18.....	5865	17.83
4 = Three or more children under 18.....	4100	12.46

IIRK117_2 Len : 1 IRK117_2-IMPUTATION INDICATOR

	Freq	Pct
1 = Questionnaire data	31384	95.41
2 = Logically assigned data.....	170	0.52
3 = Statistically imputed data.....	1339	4.07

HOUSEHOLD COMPOSITION (ROSTER)

[IRHH65_2](#)

Len : 1 REC - IMPUTATION-REVISED # OF PER IN HH AGED>=65

	Freq	Pct
1 = No people 65 or older in household	27980	85.06
2 = One person 65 or older in household	2847	8.66
3 = Two or more people 65 or older in household.....	2066	6.28

[IHH65_2](#)

Len : 1 IRHH65_2-IMPUTATION INDICATOR

	Freq	Pct
1 = Questionnaire data	31389	95.43
2 = Logically assigned data.....	266	0.81
3 = Statistically imputed data.....	1238	3.76

PROXY INFORMATION

PROXY INFORMATION

PRXRETRY was created starting in 2014 and indicates whether respondents younger than 18 selected another proxy if their previously selected proxy was unavailable.

(QP03A)

PRXRETRY

Len : 2 SELECTED PROXY UNAVAILABLE, OTHER PROXY AVAILABLE?		Freq	Pct
2 = No.....		629	1.91
94 = DON'T KNOW.....		107	0.33
97 = REFUSED.....		54	0.16
98 = BLANK (NO ANSWER).....		1759	5.35
99 = LEGITIMATE SKIP.....		30344	92.25

(HASJOIN)

PRXYDATA

Len : 2 IS PROXY ANSWERING INSURANCE/INCOME QS		Freq	Pct
1 = Yes.....		7807	23.73
2 = No.....		48	0.15
94 = DON'T KNOW.....		112	0.34
97 = REFUSED.....		61	0.19
98 = BLANK (NO ANSWER).....		1763	5.36
99 = LEGITIMATE SKIP (Respondent answering).....		23102	70.23

HEALTH INSURANCE

HEALTH INSURANCE

The next questions are about [SAMPLE MEMBER POSS] health insurance coverage and the kinds and amounts of income that [SAMPLE MEMBER] and other people in your family receive. This information will help in planning health care services and finding ways to lower costs of care.

NOTE: Beginning in 2003, respondents under the age of 65 who reported that they were covered by Medicare were asked to confirm their answer.

Several government programs provide medical care or help pay medical bills.

Medicare is a health insurance program for people aged 65 and older and for certain people with disabilities. Is [SAMPLE MEMBER A] covered by Medicare?

(QHI01, QHI01V)

MEDICARE

Len : 2 COVERED BY MEDICARE

	Freq	Pct
1 = Yes.....	3439	10.46
2 = No.....	27740	84.33
85 = BAD DATA Logically assigned.....	1	0.00
94 = DON'T KNOW.....	167	0.51
97 = REFUSED.....	40	0.12
98 = BLANK (NO ANSWER).....	1506	4.58

NOTE: The variable CAIDCHIP was created from responses to the first question shown below for respondents who were aged 20 or older. For respondents who were aged 12 to 19, CAIDCHIP was created from responses to the two questions shown below. This variable replaces the variable MEDICAID that was present in prior years. Beginning in 2003, respondents aged 65 or older who reported that they were covered by Medicaid were asked to confirm their answer.

Medicaid is a public assistance program that pays for medical care for people with low income and people with disabilities. The Medicaid program in [STATE FILL] is also called [MEDIFILL]. Medicaid may also be called Medical Assistance.

Is [SAMPLE MEMBER A] covered by Medicaid?

Is [SAMPLE MEMBER A] currently covered by [CHIPFILL]?

(QHI02, QHI02A, QHI02V)

CAIDCHIP

Len : 2 COVERED BY MEDICAID/CHIP

	Freq	Pct
1 = Yes.....	5886	17.89
2 = No.....	25167	76.51
85 = BAD DATA Logically assigned.....	61	0.19
94 = DON'T KNOW.....	211	0.64
97 = REFUSED.....	50	0.15
98 = BLANK (NO ANSWER).....	1518	4.61

There are certain programs that cover active duty and retired career military personnel and their dependents and survivors and also disabled veterans and their dependents and survivors.

Is [SAMPLE MEMBER A] currently covered by TRICARE, or CHAMPUS, CHAMPVA, the VA, or military health care?

(QHI03)

CHAMPUS

Len : 2 COV BY TRICARE, CHAMPUS, CHAMPVA, VA, MILITARY

	Freq	Pct
1 = Yes.....	1263	3.84
2 = No.....	29956	91.07
85 = BAD DATA Logically assigned.....	1	0.00
94 = DON'T KNOW.....	118	0.36
97 = REFUSED.....	26	0.08
98 = BLANK (NO ANSWER).....	1529	4.65

HEALTH INSURANCE

Private health insurance can be obtained through work, such as through an employer, union, or professional association, by paying premiums directly to a health insurance company, or by purchasing a plan through the Health Insurance Marketplace. It includes coverage by a health maintenance organization or HMO, fee for service plans, and single service plans.

Is [SAMPLE MEMBER A] currently covered by private health insurance?

(QHI06)

PRVHLTIN

Len : 2 COVERED BY PRIVATE INSURANCE

	Freq	Pct
1 = Yes.....	20772	63.15
2 = No.....	10298	31.31
85 = BAD DATA Logically assigned	1	0.00
94 = DON'T KNOW	228	0.69
97 = REFUSED	61	0.19
98 = BLANK (NO ANSWER)	1533	4.66

Was [SAMPLE MEMBER POSS] private health insurance obtained through work, such as through an employer, union, or professional association? It can be through any family member's employment, not just [SAMPLE MEMBER POSS] employment.

(QHI07)

GRPHLTIN

Len : 2 PRIVATE PLAN OFFERED THROUGH EMPLOYER OR UNION

	Freq	Pct
1 = Yes.....	18349	55.78
2 = No.....	2371	7.21
94 = DON'T KNOW	46	0.14
97 = REFUSED	63	0.19
98 = BLANK (NO ANSWER)	1766	5.37
99 = LEGITIMATE SKIP (PRVHLTIN = 2)	10298	31.31

Does [SAMPLE MEMBER POSS] private health insurance include coverage for treatment for any of the following conditions?

Alcohol abuse or alcoholism?

(QHI08)

HLTINALC

Len : 2 ALCOHOL ABUSE OR ALCOHOLISM

	Freq	Pct
1 = Yes.....	12315	37.44
2 = No.....	3682	11.19
94 = DON'T KNOW	4754	14.45
97 = REFUSED	73	0.22
98 = BLANK (NO ANSWER)	1771	5.38
99 = LEGITIMATE SKIP (PRVHLTIN = 2)	10298	31.31

Drug abuse?

(QHI09)

HLTINDRG

Len : 2 DRUG ABUSE

	Freq	Pct
1 = Yes.....	12290	37.36
2 = No.....	3804	11.56
94 = DON'T KNOW	4655	14.15
97 = REFUSED	75	0.23
98 = BLANK (NO ANSWER)	1771	5.38
99 = LEGITIMATE SKIP (PRVHLTIN = 2)	10298	31.31

Mental or emotional problems?

(QHI10)

HLTINMNT

Len : 2 MENTAL OR EMOTIONAL DIFFICULTIES

	Freq	Pct
1 = Yes.....	15789	48.00
2 = No.....	2460	7.48
94 = DON'T KNOW	2506	7.62
97 = REFUSED	69	0.21
98 = BLANK (NO ANSWER)	1771	5.38
99 = LEGITIMATE SKIP (PRVHLTIN = 2)	10298	31.31

HEALTH INSURANCE

Is [SAMPLE MEMBER A] currently covered by any kind of health insurance, that is, any policy or program that provides or pays for medical care?

(QHI11)

HLCINNOS

Len : 2 COVERED BY HEALTH INSUR (NOT OTHERWISE SPECIFIED)

	Freq	Pct
1 = Yes.....	644	1.96
2 = No.....	2641	8.03
85 = BAD DATA Logically assigned.....	1	0.00
94 = DON'T KNOW.....	17	0.05
97 = REFUSED.....	5	0.02
98 = BLANK (NO ANSWER).....	1506	4.58
99 = LEGITIMATE SKIP.....	28079	85.36

During the past 12 months, that is from [DATE FILL] through today, was there any time when [SAMPLE MEMBER] did not have any kind of health insurance or coverage?

(QHI13)

HLCNOTYR

Len : 2 ANYTIME DID NOT HAVE HEALTH INS/COVER PAST 12 MOS

	Freq	Pct
1 = Yes.....	1578	4.80
2 = No.....	26734	81.28
85 = BAD DATA Logically assigned.....	8	0.02
94 = DON'T KNOW.....	51	0.16
97 = REFUSED.....	80	0.24
98 = BLANK (NO ANSWER).....	1801	5.48
99 = LEGITIMATE SKIP.....	2641	8.03

During the past 12 months, that is from [DATE FILL] through today, about how many months [were you/was SAMPLE MEMBER] without any kind of health insurance or coverage?

(QHI14)

HLCNOTMO

Len : 2 PAST 12 MOS, HOW MANY MOS W/O COVERAGE

	Freq	Pct
RANGE = 1 - 12.....	1567	4.76
94 = DON'T KNOW.....	8	0.02
97 = REFUSED.....	82	0.25
98 = BLANK (NO ANSWER).....	1861	5.66
99 = LEGITIMATE SKIP.....	29375	89.30

About how long has it been since (SAMPLE MEMBER) last had any kind of health coverage?

(QHI15)

HLCCLAST

Len : 2 TIME SINCE LAST HAD HEALTH CARE COVERAGE

	Freq	Pct
1 = Within the past 6 months.....	546	1.66
2 = More than 6 months ago, but within the past year.....	316	0.96
3 = More than 1 year ago, but within the past 3 years.....	559	1.70
4 = More than 3 years ago.....	624	1.90
5 = Never had coverage.....	539	1.64
85 = BAD DATA Logically assigned.....	1	0.00
94 = DON'T KNOW.....	34	0.10
97 = REFUSED.....	98	0.30
98 = BLANK (NO ANSWER).....	1789	5.44
99 = LEGITIMATE SKIP.....	28387	86.30

HEALTH INSURANCE

Which of the reasons on this card is the main reason why [SAMPLE MEMBER] stopped being covered by health insurance?

(QHI17)
HLLOSRSN

Len : 2 MAIN REASON STOPPED COVERED BY HEALTH INSURANCE

	Freq	Pct
1 = Pers in family w/health ins lost job/chng employer.....	353	1.07
2 = Lost Medicaid/Med Assist b/c new job/incr income	183	0.56
3 = Lost Medicaid/Med Assist some other reason.....	129	0.39
4 = Cost is too high/can't afford premiums	564	1.71
5 = Became ineligible because of age or leaving school	156	0.47
6 = Employer does not offer coverage, or not eligible	127	0.39
7 = Got divorced or separated from person w/insurance	21	0.06
8 = Death of spouse or parent	7	0.02
9 = Insurance company refused coverage	14	0.04
10 = Don't need it.....	150	0.46
11 = Received Medicaid/med insur only while pregnant	48	0.15
12 = Some other reason.....	285	0.87
85 = BAD DATA Logically assigned.....	3	0.01
94 = DON'T KNOW	43	0.13
97 = REFUSED	92	0.28
98 = BLANK (NO ANSWER)	1792	5.45
99 = LEGITIMATE SKIP.....	28926	87.94

Which of the reasons on this card describe why [SAMPLE MEMBER] never had health insurance coverage?

(QHI18)
HLNVCOST

Len : 2 COST TOO HIGH

	Freq	Pct
1 = Response entered	193	0.59
6 = Response not entered	341	1.04
94 = DON'T KNOW	4	0.01
97 = REFUSED	76	0.23
98 = BLANK (NO ANSWER)	1825	5.55
99 = LEGITIMATE SKIP.....	30454	92.59

(QHI18)
HLNVOFFR

Len : 2 EMPLOYER DOESN'T OFFER

	Freq	Pct
1 = Response entered	51	0.16
6 = Response not entered	483	1.47
94 = DON'T KNOW	4	0.01
97 = REFUSED	76	0.23
98 = BLANK (NO ANSWER)	1825	5.55
99 = LEGITIMATE SKIP.....	30454	92.59

(QHI18)
HLNVREF

Len : 2 INSURANCE COMPANY REFUSED COVERAGE

	Freq	Pct
1 = Response entered	13	0.04
6 = Response not entered	521	1.58
94 = DON'T KNOW	4	0.01
97 = REFUSED	76	0.23
98 = BLANK (NO ANSWER)	1825	5.55
99 = LEGITIMATE SKIP.....	30454	92.59

(QHI18)
HLNVNEED

Len : 2 DON'T NEED IT

	Freq	Pct
1 = Response entered	146	0.44
6 = Response not entered	388	1.18
94 = DON'T KNOW	4	0.01
97 = REFUSED	76	0.23
98 = BLANK (NO ANSWER)	1825	5.55
99 = LEGITIMATE SKIP.....	30454	92.59

HEALTH INSURANCE

(QHI18)
HLNVSOR

Len : 2 NEVER HAD HLTH INS SOME OTHER REASON

	Freq	Pct
1 = Response entered	189	0.57
6 = Response not entered	345	1.05
94 = DON'T KNOW	4	0.01
97 = REFUSED	76	0.23
98 = BLANK (NO ANSWER)	1825	5.55
99 = LEGITIMATE SKIP.....	30454	92.59

IMPUTED HEALTH INSURANCE

IMPUTED HEALTH INSURANCE

Starting in 2002, missing values in the variables describing the type of health insurance were imputed. In particular, missing values in the edited variables MEDICARE, CAIDCHIP (Medicaid/children's state-assisted health insurance), CHAMPUS, PRVHLTIN (private health insurance), and a modified version of HLTINNOS (other health insurance) were imputed. The overall health insurance variable was then created by combining the information from the detailed imputation-revised variables in the variable IRINSUR4. This differs from the method used in 1999-2001 where the edited health insurance variables were combined before imputation to create a recoded overall health insurance variable (INSUR3), the missing values of which were imputed in the variable IRINSUR3. As in previous years, missing values in PRVHLTIN were imputed. However, the name has changed (IRPINSUR in 1999-2001, IRPRVHLT in 2002) to reflect the fact that the imputation of missing values in PRVHLTIN was univariate from 1999-2001, and multivariate (with the other detailed variables) in 2002.

(MEDICARE)

IRMEDICR

Len : 1 MEDICARE - IMPUTATION REVISED

	Freq	Pct
1 = Yes, respondent does have Medicare	3635	11.05
2 = No, respondent does not have Medicare	29258	88.95

(MEDICARE)

IIMEDICR

Len : 1 MEDICARE - IMPUTATION INDICATOR

	Freq	Pct
1 = Questionnaire data	31179	94.79
3 = Statistically imputed data	1714	5.21

(CAIDCHIP)

IRMCDCHP

Len : 1 MEDICAID/CHIP - IMPUTATION REVISED

	Freq	Pct
1 = Yes, respondent does have Medicaid/CHIP	6296	19.14
2 = No, respondent does not have Medicaid/CHIP	26597	80.86

(CAIDCHIP)

IIMCDCHP

Len : 1 MEDICAID/CHIP - IMPUTATION INDICATOR

	Freq	Pct
1 = Questionnaire data	31053	94.41
3 = Statistically imputed data	1840	5.59

(CHAMPUS)

IRCHMPUS

Len : 1 CHAMPUS - IMPUTATION REVISED

	Freq	Pct
1 = Yes, R has Tricare, Champus, VA, Military health	1335	4.06
2 = No, R doesn't have Tricare, Chmps, VA, Military health	31558	95.94

(CHAMPUS)

IICHMPUS

Len : 1 CHAMPUS - IMPUTATION INDICATOR

	Freq	Pct
1 = Questionnaire data	31219	94.91
3 = Statistically imputed data	1674	5.09

(PRVHLTIN)

IRPRVHLT

Len : 1 PRIVATE HEALTH INSURANCE - IMPUTATION REVISED

	Freq	Pct
1 = Yes, R does have private health insurance	21865	66.47
2 = No, R does not have private health insurance	11028	33.53

(PRVHLTIN)

IIPRVHLT

Len : 1 PRIVATE HEALTH INSURANCE - IMPUTATION INDICATOR

	Freq	Pct
1 = Questionnaire data	31070	94.46
3 = Statistically imputed data	1823	5.54

IMPUTED HEALTH INSURANCE

A respondent is eligible for the other health insurance question if they satisfied the following conditions.

- (1) Not covered by Medicare (IRMEDICR=2)
- (2) Not covered by Medicaid/CHIP (IRMCDCHP=2)
- (3) Not covered by Tricare, Champus, ChampVA, VA, or Military (IRCHMPUS=2)
- (4) Not covered by private insurance (IRPRVHLT=2)

Otherwise, they are not eligible and IROTHHLT=99.

(ANYHLT2, CAIDCHIP, CHAMPUS, IRCHMPUS, IRMCDCHP, IRMEDICR, IRPRVHLT, MEDICARE, PRVHLTIN)

<u>IROTHHLT</u>	Len : 2 OTHER HEALTH INSURANCE - IMPUTATION REVISED		
	1 = Yes, R is covered by other health insurance.....	Freq	Pct
	2 = No, R is not covered by other health insurance.....	707	2.15
	99 = LEGITIMATE SKIP.....	2904	8.83
		29282	89.02

(ANYHLT2, CAIDCHIP, CHAMPUS, IRCHMPUS, IRMCDCHP, IRMEDICR, IRPRVHLT, MEDICARE, PRVHLTIN)

<u>IOTHHLT</u>	Len : 1 OTHER HEALTH INSURANCE - IMPUTATION INDICATOR		
	1 = Questionnaire data.....	Freq	Pct
	3 = Statistically imputed data.....	3285	9.99
	9 = LEGITIMATE SKIP.....	1865	5.67
		27743	84.34

RECODED HEALTH INSURANCE

RECODED HEALTH INSURANCE

NOTE: The variable HLCALLFG is a created "flag" variable that indicates when a respondent (or proxy) reported that the respondent was covered by all of the following: Medicare, Medicaid, the Children's Health Insurance Program (if aged 12 to 19), military health care, and private health insurance. The variable HLCALL99 also is a created "flag" variable that indicates when respondents were reported to be covered by Medicare, Medicaid, military health care, and private health insurance. This HLCALL99 variable is comparable to HLCALLFG in 1999, when these four types of health insurance were the only types of current coverage that were asked about in the interview.

<u>HLCALLFG</u>	Len : 2 FLAG IF EVERY FORM OF HEALTH INS REPORTED		
	1 = Answered yes to all current health insurance Qs.....	Freq	Pct
	98 = BLANK (NO ANSWER)	11	0.03
		32882	99.97

<u>HLCALL99</u>	Len : 2 YES TO MEDICARE/MEDICAID/CHAMPUS/PRVHLTIN		
	1 = Yes (see comment above).....	Freq	Pct
	98 = BLANK (NO ANSWER)	12	0.04
		32881	99.96

NOTE: The following variable, ANYHLT2, was created from the source variables MEDICARE, CAIDCHIP, CHAMPUS, PRVHLTIN, and HLTINNOS.

(CAIDCHIP, CHAMPUS, HLTINNOS, MEDICARE, PRVHLTIN)

<u>ANYHLT2</u>	Len : 2 COVERED BY ANY HEALTH INSURANCE - RECODE		
	1 = Yes.....	Freq	Pct
	2 = No.....	28387	86.30
	94 = DON'T KNOW	2641	8.03
	97 = REFUSED	260	0.79
	98 = OTHER MISSING.....	75	0.23
		1530	4.65

For IRINSUR4, a respondent is classified as having any health insurance (IRINSUR4=1) if they satisfied ANY of the following conditions.

- (1) Covered by Medicare (IRMEDICR=1)
- (2) Covered by Medicaid/CHIP (IRMCDCHP=1)
- (3) Covered by Tricare, Champus, ChampVA, VA, or Military (IRCHMPUS=1)
- (4) Covered by private insurance (IRPRVHLT=1)
- (5) Covered by other health insurance (IROTTHHLT=1)

A respondent is classified as NOT having any health insurance (IRINSUR4=2) if they meet EVERY one of the following conditions

- (1) Not covered by Medicare (IRMEDICR=2)
- (2) Not covered by Medicaid/CHIP (IRMCDCHP=2)
- (3) Not covered by Tricare, Champus, ChampVA, VA, or Military (IRCHMPUS=2)
- (4) Not covered by private insurance (IRPRVHLT=2)
- (5) Not covered by other health insurance (IROTTHHLT=2)

(IRCHMPUS, IRMCDCHP, IRMEDICR, IROTTHHLT, IRPRVHLT)

<u>IRINSUR4</u>	Len : 1 RC-OVERALL HEALTH INSURANCE - IMPUTATION REVISED		
	1 = Yes, respondent is covered by health insurance.....	Freq	Pct
	2 = No, respondent is not covered by health insurance	29989	91.17
		2904	8.83

(IRCHMPUS, IRMCDCHP, IRMEDICR, IROTTHHLT, IRPRVHLT)

<u>IIINSUR4</u>	Len : 1 RC-OVERALL HEALTH INSURANCE - IMPUTATION INDICATOR		
	1 = Questionnaire data	Freq	Pct
	3 = Statistically imputed data.....	31028	94.33
		1865	5.67

(IRCHMPUS, IRMEDICR, IROTTHHLT)

<u>OHTHINS</u>	Len : 1 RC-HEALTH INSURANCE OTHER THAN PRIVATE, MEDICAID/CHIP		
	1 = Have Oth Hlth Insur (IRMEDICR=1 or IRCHMPUS=1 or IROTTHHLT=1).....	Freq	Pct
	2 = Does not have Other Health Insurance (Otherwise).....	5354	16.28
		27539	83.72

INCOME

INCOME

NOTE: The order changed between 2015 and 2016 for the questions corresponding to CELLWRKNG and CELLNOTCL. In 2015, the question corresponding to CELLNOTCL appeared first. Review of the data for 2015 and 2016 suggested that any decreases in reports of coverage by telephones other than cell phones between 2015 and 2016 is likely to be attributable to overall declines in landline telephone coverage in the general population.

Do you or anyone at this address have a working cell phone?

(CELL2)

CELLWRKNG

Len : 2 WORKING CELL PHONE

	Freq	Pct
1 = Yes.....	30295	92.10
2 = No.....	831	2.53
85 = BAD DATA Logically assigned.....	1	0.00
94 = DON'T KNOW.....	21	0.06
97 = REFUSED.....	83	0.25
98 = BLANK (NO ANSWER).....	1662	5.05

Is there at least one telephone at this address that is not a cell phone?

(CELL1)

CELLNOTCL

Len : 2 NOT A CELL PHONE

	Freq	Pct
1 = Yes.....	8408	25.56
2 = No.....	22725	69.09
85 = BAD DATA Logically assigned.....	1	0.00
94 = DON'T KNOW.....	41	0.12
97 = REFUSED.....	55	0.17
98 = BLANK (NO ANSWER).....	1663	5.06

IMPUTED INCOME

IMPUTED INCOME

<u>IRFAMSOC</u>	Len : 1 FAM RECEIVE SS OR RR PAYMENTS - IMPUTATION REVISED		
	1 = Yes.....	Freq	Pct
	2 = No.....	5344	16.25
		27549	83.75
<u>IIFAMSOC</u>	Len : 1 FAM RECEIVE SS OR RR PAYMENTS - IMPUTATION INDICATOR		
	1 = Questionnaire data	Freq	Pct
	3 = Statistically imputed data.....	31010	94.28
		1883	5.72
<u>IRFAMSSI</u>	Len : 1 FAM RECEIVE SSI - IMPUTATION REVISED		
	1 = Yes.....	Freq	Pct
	2 = No.....	1777	5.40
		31116	94.60
<u>IIFAMSSI</u>	Len : 1 FAM RECEIVE SSI - IMPUTATION INDICATOR		
	1 = Questionnaire data	Freq	Pct
	3 = Statistically imputed data.....	30977	94.18
		1916	5.82
<u>IRFSTAMP</u>	Len : 1 RESP/OTH FAM MEM REC FOOD STAMPS - IMPUTATION REVISED		
	1 = Yes.....	Freq	Pct
	2 = No.....	4082	12.41
		28811	87.59
<u>IIFSTAMP</u>	Len : 1 RESP/OTH FAM MEM REC FOOD STAMPS - IMPUTATION INDICATOR		
	1 = Questionnaire data	Freq	Pct
	3 = Statistically imputed data.....	31063	94.44
		1830	5.56
<u>IRFAMPMT</u>	Len : 1 FAM RECEIVE PUBLIC ASSIST - IMPUTATION REVISED		
	1 = Yes.....	Freq	Pct
	2 = No.....	573	1.74
		32320	98.26
<u>IIFAMPMT</u>	Len : 1 FAM RECEIVE PUBLIC ASSIST - IMPUTATION INDICATOR		
	1 = Questionnaire data	Freq	Pct
	3 = Statistically imputed data.....	30970	94.15
		1923	5.85
<u>IRFAMSVC</u>	Len : 1 FAM REC WELFARE/JOB PL/CHILDCARE - IMPUTATION REVISED		
	1 = Yes.....	Freq	Pct
	2 = No.....	809	2.46
		32084	97.54
<u>IIFAMSVC</u>	Len : 1 FAM REC WELFARE/JOB PL/CHILDCARE - IMPUTATION INDICATOR		
	1 = Questionnaire data	Freq	Pct
	3 = Statistically imputed data.....	31059	94.42
		1834	5.58
<i>(IRFAMPMT, IRFAMSVC)</i>			
<u>IRWELMOS</u>	Len : 2 IMP. REVISED - NO.OF MONTHS ON WELFARE		
	RANGE = 1 - 12.....	Freq	Pct
	99 = LEGITIMATE SKIP.....	1202	3.65
		31691	96.35

IMPUTED INCOME

IWELMOS

Len : 1 NO OF MONTHS ON WELFARE - IMPUTATION INDICATOR

	Freq	Pct
1 = Questionnaire data	1073	3.26
3 = Statistically imputed data.....	2027	6.16
9 = LEGITIMATE SKIP.....	29793	90.58

IRPINC3

Len : 2 RECODE -RESP TOT INCOME - IMPUTATION REVISED

	Freq	Pct
1 = Less than \$10,000 (Including Loss).....	11731	35.66
2 = \$10,000 - \$19,999	4155	12.63
3 = \$20,000 - \$29,999	3124	9.50
4 = \$30,000 - \$39,999	2813	8.55
5 = \$40,000 - \$49,999	2443	7.43
6 = \$50,000 - \$74,999	3749	11.40
7 = \$75,000 or more.....	4878	14.83

IIPINC3

Len : 1 RECODE - RESP TOT INCOME - IMPUTATION INDICATOR

	Freq	Pct
1 = Questionnaire data	30006	91.22
3 = Statistically imputed data.....	2887	8.78

IRFAMIN3

Len : 1 RECODE - TOT FAM INCOME - IMPUTATION REVISED

	Freq	Pct
1 = Less than \$10,000 (Including Loss).....	2202	6.69
2 = \$10,000 - \$19,999	2715	8.25
3 = \$20,000 - \$29,999	2489	7.57
4 = \$30,000 - \$39,999	2756	8.38
5 = \$40,000 - \$49,999	2918	8.87
6 = \$50,000 - \$74,999	5017	15.25
7 = \$75,000 or more.....	14796	44.98

IIFAMIN3

Len : 1 RECODE - TOT FAM INCOME - IMPUTATION INDICATOR

	Freq	Pct
1 = Questionnaire data	28800	87.56
3 = Statistically imputed data.....	4093	12.44

RECODED INCOME

RECODED INCOME

NOTE: The variables in this section are recoded variables that were created from one or more of the edited or imputed variables from the two preceding sections.

The following variable, GOVTPROG, was created by examination of these government assistance program variables: Supplemental Security Income (IRFAMSSI), food stamps (IRFSTAMP), cash assistance (IRFAMPMT), and non-cash assistance (IRFAMSVC).

(IRFAMPMT, IRFAMSSI, IRFAMSVC, IRFSTAMP)

<u>GOVTPROG</u>	Len : 1 RC-PARTICIPATED IN ONE OR MORE GOVT ASSIST PROGRAMS		
		Freq	Pct
	1 = Yes (Any source variable=1)	5264	16.00
	2 = No (All source variables=2)	27629	84.00

INCOME

	Len : 1 RC-TOTAL FAMILY INCOME RECODE		
		Freq	Pct
	1 = Less than \$20,000	4917	14.95
	2 = \$20,000 - \$49,999	8163	24.82
	3 = \$50,000 - \$74,999	5017	15.25
	4 = \$75,000 or More	14796	44.98

The following variable, POVERTY3, indicates a person's family income relative to poverty thresholds. The U.S. Census Bureau assigns a poverty threshold for each combination of family size and number of children in the household. To be at 100% of the poverty threshold is equivalent to having a family income that is the same as the poverty threshold. A poverty level less than 100% indicates having a family income less than the poverty threshold and therefore defined by the Federal government as living in poverty. A poverty level greater than 100% indicates having a family income greater than the poverty threshold. The previously created variable POVERTY2, was created using the recoded version of family income that had a top-coded level of \$100,000 or more. Starting in 2015, the finer income questions were revised to expand the top level to include the responses \$100,000 - \$149,999 and \$150,000 or more. The variable POVERTY3 account for these additional income levels through the use of the finer family income variable. Despite these changes, POVERTY3 is considered comparable with POVERTY2.

POVERTY3 was created for each individual based on their poverty threshold (determined by their age, family size, the number of children in the household, and total family income). Since NSDUH only collects categorical values of family income, for each level of income, the midpoint of each range was assigned as the effective family income. The highest level of income, \$150,000 or more, was assigned a value of \$180,000. Prior to the questionnaire change in 2015 that expanded the top level of income categories, the highest level of income was \$100,000 or more and the assigned family income was \$120,000. Family income was divided by the poverty threshold and multiplied by 100 to show family income as a percentage of the federal poverty threshold. Respondents aged 18 to 22 currently living in a college dormitory (GQTYPE2='C') were set to system missing and do not have a valid value for this variable.

POVERTY3

	Len : 1 RC-POVERTY LEVEL (% OF US CENSUS POVERTY THRESHOLD)		
		Freq	Pct
	. = Persons Aged 18-22 in a College Dorm (See comment above)	125	0.38
	1 = Living in Poverty (See comment above)	4767	14.49
	2 = Income Up to 2X Fed Pov Thresh (See comment above)	5655	17.19
	3 = Income More Than 2X Fed Pov Thresh (See comment above)	22346	67.94

COUNTY

GEOGRAPHIC

COUNTY

The variable PDEN10 is based on 2010 Census data and the December 2009 Core Based Statistical Area classifications provided by the Office of Management and Budget (OMB).

PDEN10 Len : 1 POPULATION DENSITY 2010 - THREE LEVELS

	Freq	Pct
1 = Segment in a CBSA with 1 million or more persons.....	13768	41.86
2 = Segm. in a CBSA with fewer than 1 million persons	17001	51.69
3 = Segment not in a CBSA	2124	6.46

NOTE: COUTYP4 is recoded based on the 2013 Rural/Urban Continuum Codes.

COUTYP4 Len : 1 COUNTY METRO/NONMETRO STATUS (2013 3-LEVEL)

	Freq	Pct
1 = Large Metro	14647	44.53
2 = Small Metro	12308	37.42
3 = Nonmetro.....	5938	18.05

SEGMENT

SEGMENT

The Census provides data for five types of American Indian areas (AIAs):

- Federally-recognized American Indian reservations (AIRs) and off-reservation trust land areas – areas that have been set aside by the U.S. for the use of American Indian tribes. The tribes have primary governmental authority over the AIRs and associated off-reservation trust lands. Federal AIRs may cross State and all other area boundaries.
- State-recognized American Indian Reservations (SAIRs) - reservations established by some State governments for tribes recognized by the State. The tribes may have governmental authority over the SAIRs. SAIRs must be defined within a single State but may cross county and other types of boundaries.
- Oklahoma tribal statistical areas (OTSAs) - areas intended to represent the former American Indian reservations that existed in Indian and Oklahoma territories prior to Oklahoma statehood in 1907. OTSAs are contained within the State of Oklahoma but may cross all other area boundaries.
- Tribal designated statistical areas (TDSAs) - areas identified and delineated for federally-recognized American Indian tribes that do not currently have an AIR or off-reservation trust land. A TDSA is intended to encompass a compact and contiguous area that contains a concentration of individuals who identify with the delineating federally-recognized American Indian tribe. TDSAs may cross State and all other area boundaries.
- State designated tribal statistical areas (SDTSAs) - areas identified and delineated for State-recognized tribes that are not federally-recognized and do not have an AIR or off-reservation trust land. SDTSAs provide State-recognized tribes without reservations statistical data for a geographic area that encompasses a substantial concentration of tribal members. SDTSAs must be defined within a single State but may cross county and other types of boundaries.

The AIAs are mutually exclusive, i.e., no AIA can overlap another AIA. In cases where more than one tribe claims jurisdiction over an area, the Census Bureau creates a joint-use area as a separate entity to define this area of dual claims.

Some NSDUH segments can cross more than one AIA. In order to assign a single AIA to a segment, a ‘majority’ AIA variable was created by summing the total number of dwelling units within each of the AIAs within the segment and then assigning the AIA with the most dwelling units to that segment. The resulting ‘majority’ AIAs were summarized to form MAIIN102. MAIIN102 is based on 2010 census data.

MAIIN102

Len : 1 MAJORITY AMER INDIAN AREA INDICATOR FOR SEGMENT

	Freq	Pct
1 = Segment in an American Indian area	453	1.38
2 = Segment not in an American Indian area	32440	98.62

BLOCK

BLOCK

The Census provides data for five types of American Indian areas (AIAs):

- Federally-recognized American Indian reservations (AIRs) and off-reservation trust land areas – areas that have been set aside by the U.S. for the use of American Indian tribes. The tribes have primary governmental authority over the AIRs and associated off-reservation trust lands. Federal AIRs may cross State and all other area boundaries.
- State-recognized American Indian Reservations (SAIRs) - reservations established by some State governments for tribes recognized by the State. The tribes may have governmental authority over the SAIRs. SAIRs must be defined within a single State but may cross county and other types of boundaries.
- Oklahoma tribal statistical areas (OTSA) - areas intended to represent the former American Indian reservations that existed in Indian and Oklahoma territories prior to Oklahoma statehood in 1907. OTSAs are contained within the State of Oklahoma but may cross all other area boundaries.
- Tribal designated statistical areas (TDSAs) - areas identified and delineated for federally-recognized American Indian tribes that do not currently have an AIR or off-reservation trust land. A TDSA is intended to encompass a compact and contiguous area that contains a concentration of individuals who identify with the delineating federally-recognized American Indian tribe. TDSAs may cross State and all other area boundaries.
- State designated tribal statistical areas (SDTSAs) - areas identified and delineated for State-recognized tribes that are not federally-recognized and do not have an AIR or off-reservation trust land. SDTSAs provide State-recognized tribes without reservations statistical data for a geographic area that encompasses a substantial concentration of tribal members. SDTSAs must be defined within a single State but may cross county and other types of boundaries.

The AIAs are mutually exclusive, i.e., no AIA can overlap another AIA. In cases where more than one tribe claims jurisdiction over an area, the Census Bureau creates a joint-use area as a separate entity to define this area of dual claims.

The variable AIIND102 is based on 2010 census data and is defined by mapping the census block in which a respondent resides to the 2010 census file.

<u>AIIND102</u>	Len : 1	AMER INDIAN AREA INDICATOR		
			Freq	Pct
		1 = Census block in an American Indian area	459	1.40
		2 = Census block not in an American Indian area	32434	98.60

[ANALWTQ1Q4_C](#) Len : 12 FINAL PERSON LEVEL ANALYSIS WEIGHT FOR QUARTERS 1 & 4

[VESTRQ1Q4_C](#) Len : 5 ANALYSIS STRATUM QUARTERS 1 & 4

[VEREP](#) Len : 2 ANALYSIS REPLICATE

INDEX

INDEX

Index

AALTMDE	450	ADPSWORK	442	ALCLAWTR	195
ABODALC	263	ADPSYCH	444	ALCLIMIT	190
ABODCOC	263	ADPSYMD	444	ALCLOTTM	190
ABODHER	263	ADRELIG	445	ALCLSACT	194
ABODMRJ	263	ADRX12MO	445	ALCLSEFX	191
ABPYILLALC	263	ADRXHLP	446	ALCMDAYS	146
ABUPOSHAL	246	ADRXNOW	445	ALCMFU	17
ABUPOSINH	246	ADSEEDOC	443	ALCMLU	292
ABUPOSMTH	246	ADSMMDA	440	ALCMON	121
ABUPOSPNR	246	ADSOCWRK	444	ALCNDMOR	191
ABUPOSSED	247	ADTMTHLP	446	ALCNUMDKPM	149
ABUPOSTM	247	ADTMTNOW	445	ALCPDANG	195
ABUPOSTRO	247	ADWRAGE	432	ALCPHCTD	194
ABUSEALC	261	ADWRCHR	431	ALCPHLPB	194
ABUSECOC	262	ADWRCONC	437	ALCREC	17
ABUSEHER	262	ADWRDBTR	438	ALCSERP	194
ABUSEMRJ	261	ADWRDCSN	437	ALCTRY	16
ABUSEPYHAL	262	ADWRDEPR	432	ALCUS30D	19
ABUSEPYIEM	263	ADWRDIET	434	ALCWD2SX	192
ABUSEPYILL	263	ADWRDISC	432	ALCWDSMT	193
ABUSEPYINH	262	ADWRDLOT	437	ALCYDAYS	145
ABUSEPYMTH	262	ADWRDST	431	ALCYFU	16
ABUSEPYPNR	262	ADWRELES	433	ALCYLU	291
ABUSEPYPSY	262	ADWREMEMOR	433	ALCYR	121
ABUSEPYSED	262	ADWRENRG	435	ALCYRBER	301
ABUSEPYSTM	262	ADWRGAIN	433	ALCYRTOT	17
ABUSEPYTRQ	262	ADWRGNL2	434	ALDAYPMO	18
ACOUNMDE	449	ADWRGROW	434	ALDAYPWK	18
ACTD2001	568	ADWRHRS	430	ALDAYPYR	18
ACTD7590	568	ADWRIMP	431	ALDYSFG	19
ACTD9001	568	ADWRJINO	436	ALFQFLG	17
ACTDEVER	568	ADWRJITT	436	ALMEDYR2	546
ACTDPRIV	568	ADWRLOSE	434	ALOPMEDYR	546
ACTDVJET	568	ADWRLSIN	433	ALPRPDAPYU	136
AD_MDEA1	438	ADWRSL2	435	ALPRDPYMU	142
AD_MDEA2	438	ADWRNOGD	437	ALTOTFG	17
AD_MDEA3	439	ADWRPLSR	433	AMDEIMP	451
AD_MDEA4	439	ADWRPREG	434	AMDELT	447
AD_MDEA5	439	ADWRPROB	432	AMDETRX	448
AD_MDEA6	439	ADWRSATP	438	AMDEY2_U	447
AD_MDEA7	439	ADWRSLEP	435	AMDEYR	447
AD_MDEA8	439	ADWRSLNO	436	AMHINP2	385
AD_MDEA9	440	ADWRSLOW	436	AMHOUTP3	385
ADCOUNS	444	ADWRSMOR	435	AMHRX2	385
ADDPDISC	429	ADWRSPLN	438	AMHSVTYP	386
ADDPPLSIN	430	ADWRSTHK	438	AMHTXAND	386
ADDPPROB	431	ADWRTHOT	436	AMHTXND2	386
ADDP2WK	430	ADWRWRTH	437	AMHTXRC3	385
ADDPREV	429	AGE2	567	AMIORSUD5	428
ADDSCEV	429	AHBCHMDE	449	AMISUDSONL	428
ADDSLIN	430	AHLTMD	449	AMISUD5YR	428
ADFAMDOC	443	AIIND102	604	AMISUDPY	428
ADHERBAL	445	AIRDUSTER	50	AMIYR_U	426
ADLOSEV	429	AIRDUSTER2	134	AMMEPDAPYU	137
ADLSI2WK	430	AL30EST	19	AMMEPDYMU	143
ADNURSE	444	ALBSTWAY	18	AMPHETAPYU	138
ADOCMDE	448	ALCAGLST	291	AMPHETPYMU	143
ADOTHDOC	443	ALCBNG30D	20	AMYLNIT	48
ADOTHHLP	445	ALCCUTIX	192	AMYLNIT2	133
ADOTHMHP	444	ALCCUTDN	191	ANALWTQ1Q4_C	604
ADPB2WK	441	ALCCUTEV	192	ANOSTMAPYU	138
ADPBAGE	441	ALCDAYS	19	ANOSTMPYMU	143
ADPBDLYA	440	ALCEMCTD	193	ANURSMDE	449
ADPBINTF	440	ALCEMOPB	193	ANYEDUC3	414
ADPBNUM	441	ALCEVER	16	ANYHLT2	597
ADPBRMBR	440	ALCFLAG	121	ANYMHED2	477
ADPSDAYS	443	ALCFMCTD	195	ANYMHIN2	476
ADPSHMT	441	ALCFMFPB	195	ANYMHOUT	476
ADPSRELS	442	ALCGTOVR	190	ANYNDLREC	172
ADPSSOC	442	ALCKPLMT	191	ANYNEEDL	172

INDEX

ANYNSMH	477	AUPOPAMT	377	CABUNDAG	523
ANYSEDMF	477	AUPOPEMP	376	CABUYFRE	522
ANYSMH2	476	AUPOPFRE	377	CABUYWHO	523
AOMDMDE	448	AUOPMCD	376	CACERVIX	361
AOMHMDE	449	AUOPMCR	376	CACOLNRECT	361
AOTHMDE	449	AUOPMIL	376	CADRBAR	521
APPDRGMON	178	AUOPMOS	377	CADRCAR	520
APPDRGMON2	180	AUPOPFM	375	CADREVNT	521
APSY1MDE	448	AUPOPHI	375	CADRHOME	521
APSY2MDE	448	AUOPPRV	377	CADRKCOCN	525
ARELMDE	449	AUOPPPUB	376	CADRKCOCN2	532
ARGUPAR	410	AUOPPREH	376	CADRKDRUG	525
ARXMDEYR	448	AUOPPSLF	375	CADRKHALL	526
ASDSHOM2	450	AURXYR	378	CADRKHALL2	532
ASDSOVL2	451	AUUNBUSY	380	CADRKHERN	525
ASDSREL2	450	AUUNCFID	379	CADRKHERN2	532
ASDSSOC2	450	AUUNCMIT	379	CADRKINHL	526
ASDSWRK2	450	AUUNCMST	378	CADRKINHL2	532
ASOCMDE	448	AUUNENUF	379	CADRKMARJ	525
ASTHMAAGE	365	AUUNFOUT	380	CADRKMARJ2	532
ASTHMAEVR	360	AUUNHNDL	380	CADRKMETH	526
ASTHMANOW	366	AUUNJOB	378	CADRKMETH2	532
ATXMDEYR	448	AUUNMTYR	378	CADRLAST	520
AUALACUP	382	AUUNNBR	378	CADROTH	522
AUALCHIR	382	AUUNNCOV	379	CADROTHM	521
AUALHERB	382	AUUNNHLP	380	CADROTS2	522
AUALHLIN	383	AUUNNOND	379	CADRPEOP	520
AUALINET	383	AUUNNTSP	380	CADRPUBL	521
AUALMASG	383	AUUNRIM2	381	CADRSCHL	522
AUALOTH	383	AUUNSOR	380	CAESOPSTOM	362
AUALOTS2	384	AUUNWHER	379	CAFRESP2	524
AUALRELG	383	AVGGRADE	409	CAFREWHO	524
AUALSGRP	383	BARBITAPYU	139	CAGALLIVPAN	362
AUALTYR	382	BENZOSAPYU	140	CAGVMONY	523
AUDNODUD	265	BENZOSPYMU	144	CAGVWHO	524
AUIAHSP	368	BKARSON	279	CAIDCHIP	590
AUIAMEDU	368	BKBURGL	278	CAKIDNEY	362
AUIINPGEN	368	BKDRUG	279	CALARYLUNG	362
AUIINPSYH	368	BKDRUNK	279	CAMELANOM	362
AUIINPYR	368	BKDRVINE	279	CAMHPROB	533
AUIINRESD	369	BKFRAUD	280	CAMHPROB2	546
AUIINSFAC	369	BKLARCNY	277	CAMHRCVR	533
AUMOTVYR	384	BKMYTHFT	277	CAMOUTTHRO	362
AUNMAHS2	369	BKOTH	280	CANCEREVR	360
AUNMCLN2	375	BKOTHOF2	281	CANCERYR	364
AUNMDOC2	374	BKPOSTOB	279	CAOTHER2	361
AUNMDTM2	375	BKROB	278	CAOVARY	363
AUNMMED2	369	BKSEXNR	280	CAPROSTEST	363
AUNMMEN2	374	BKSMASLT	278	CASKINDK	363
AUNMOTO2	375	BKSRVIOL	278	CASKINOTH	363
AUNMPGE2	369	BLNT30C1	183	CASUPROB	533
AUNMPSY2	369	BLNT30C2	183	CASUPROB2	546
AUNMRES2	370	BLNT30DY	182	CASURCVR	533
AUNMSFA2	370	BLNTAGE	181	CATAG2	573
AUNMTHE2	374	BLNTEVER	181	CATAG3	573
AUOPCLNC	373	BLNTMFU	182	CATAG6	573
AUOPDOC	373	BLNTNOMJ	183	CATAG7	573
AUOPDTMT	373	BLNTREC	182	CATAGE	573
AUOPMENT	372	BLNTYFU	181	CATHYROID	363
AUOPOTOP	373	BLRECFL2	182	CAUTERUS	363
AUOPTHER	373	BMI2	367	CC30EST	28
AUOPTYR	372	BNGDRKMON	131	CCBSTWAY	27
AUOPYRS2	374	BNGDRMDAYS	148	CCDAYPMO	27
AUPINEMP	371	BOOKED	277	CCDAYPWK	27
AUPINFM2	372	BUPRPDAPYU	135	CCDAYPYR	27
AUPINFRE	372	BUPRPDPYMU	141	CCFQFLG	26
AUPINMCD	371	CABINGAGE	527	CCTOTFG	26
AUPINMCR	370	CABINGEVR	526	CDCGMO	131
AUPINMIL	371	CABINGFLG	526	CDNOCGMO	131
AUPINOFM	370	CABINGMFU	527	CDUFLAG	131
AUPINPHI	370	CABINGYFU	527	CELLNOTCL	598
AUPINPRV	371	CABLADDER	361	CELLWRKNG	598
AUPINPUB	371	CABLOLEULYM	361	CG30EST	6
AUPINREH	371	CABPLACE	523	CGR30BR2	14
AUPINSLF	370	CABREAST	361	CGR30USE	13

INDEX

CGRAGLST	290	CLONPDYMU	142	CRKMON	122
CGRFLAG	120	CNSNMMON	130	CRKUS30A	31
CGRMDAYS	146	CNSNMYR	130	CRKYDAYS	145
CGRMON	120	COCAGE	25	CRKYFU	29
CGRYR	120	COAGLST	292	CRKYL	293
CHAMPUS	590	COCCUTIX	202	CRKYR	122
CHMNDLREC	172	COCCUTDN	201	CRKYRTOT	30
CI30EST	14	COCCUTEV	202	CRTOTFG	30
CIG100LF	10	COCEMCTD	203	CYCLPDAPYU	137
CIG1PACK	148	COCEMOPB	203	CYCLDPYMU	142
CIG30AV	6	COCEVER	25	DAMTFXFLAG	124
CIG30BR2	7	COCFLAG	122	DAMTFXMON	124
CIG30MEN	8	COCFLBLU	202	DAMTFXREC	47
CIG30MLN	8	COCFCTD	205	DAMTFXYR	124
CIG30RO2	8	COCFMFPB	205	DCIGMON	131
CIG30TPE	8	COCGTOVR	200	DEMYPDAPYU	136
CIG30USE	5	COCKPLMT	201	DEMYPDYMU	141
CIGAGE	9	COCLAWTR	205	DEPENDHAL	245
CIGAGLST	287	COCLIMIT	201	DEPENDINH	245
CIGAREVR	12	COCLOTTM	200	DEPENDMTH	245
CIGARMFU	13	COCLSACT	204	DEPENDPNR	245
CIGARMLU	291	COCLSEFX	201	DEPENDSED	246
CIGARREC	13	COCMDAYS	147	DEPENDSTM	246
CIGARTRY	12	COCMFU	26	DEPENDTRQ	245
CIGARYFU	12	COCMLU	293	DEPNALC	258
CIGARYLU	290	COCMON	122	DEPNCCOC	258
CIGAVGD	148	COCNDMOR	201	DEPNHER	259
CIGAVGM	149	COCNEEDL	164	DEPNDRJ	258
CIGAVOID	186	COCPDANG	204	DEPNDPYHAL	259
CIGCRAGP	185	COCPHCTD	204	DEPNDPYIEM	260
CIGCRAVE	185	COCPHLPB	203	DEPNDPYILL	260
CIGDLLST	288	COCREC	26	DEPNDPYINH	259
CIGDLMFU	9	COCSERPB	204	DEPNDPYMTH	259
CIGDMLU	289	COCUS30A	28	DEPNDPYPNR	259
CIGDLYFU	9	COCWD2SX	202	DEPNDPYPSY	259
CIGDLYLU	288	COCWDSMT	203	DEPNDPYSED	259
CIGDLYMO	9	COCYDAYS	145	DEPNDPYSTM	259
CIGEVER	4	COCYFU	25	DEPNDPYTRQ	259
CIGFLAG	120	COCYLU	292	DIABETEAG	364
CIGFNLKE	186	COCYR	122	DIABETEVR	359
CIGFNSMK	186	COCYRBFR	302	DIAZPDAPYU	137
CIGINCRS	189	COCYRTOT	26	DIAZPDYMU	142
CIGINCTL	186	CODEPDAPYU	135	DIFFDRESS	571
CIGINFLU	188	CODEPDYMU	140	DIFFERAND	571
CIGIRTBL	185	COLDFLGR	173	DIFFHEAR	570
CIGLOTMR	189	COLDMEDS	160	DIFFSEE	570
CIGMDAYS	146	COLDMONR	173	DIFFTHINK	570
CIGMFU	5	COLDREC	160	DIFFWALK	571
CIGMLU	288	COLDYR1	161	DIFGETCOC	177
CIGMON	120	COLDYR2	162	DIFGETCRK	177
CIGNMCHG	188	COLDYR3	162	DIFGETHER	177
CIGNOINF	189	COLDYR4	163	DIFGETLSD	177
CIGOFRSM	4	COLDYR5	163	DIFGETMRJ	176
CIGPDAY	148	COLDYRR	173	DIFOBTCOC	180
CIGPLANE	187	COLLENRLFT	579	DIFOBTCRK	180
CIGREC	5	COLLENRLST	579	DIFOBTHER	180
CIGREGDY	187	COMBATPY	569	DIFOBTLSD	180
CIGREGNM	188	CONDLREC	164	DIFOBTMRJ	180
CIGREGWK	187	COPDAGE	365	DMTAMTFXY	36
CIGRNOUT	187	COPDEVER	359	DNICNSP	257
CIGSATIS	189	COUTYP4	602	DPPYILLALC	260
CIGSVLHR	188	CR30EST	31	DRPRVME3	413
CIGTRY	4	CRAKREC	30	DRVINAGE	573
CIGWAKE	190	CRBSTWAY	30	DRVINALCO	281
CIGWILYR	4	CRDAYPMO	31	DRVINALCO2	284
CIGYFU	4	CRDAYPWK	31	DRVINALDRG	284
CIGYLU	287	CRDAYPYR	30	DRVINALON	283
CIGYR	120	CRFQFLG	30	DRVINCON	282
CIGYRBFR	301	CRKAGE	29	DRVINDETAG	574
CIRROSAGE	365	CRKAGLST	293	DRVINDRG	284
CIRROSEVR	359	CRKEVER	29	DRVINDROTMTJ	284
CLEFLU	48	CRKFLAG	122	DRVINHALL	282
CLEFLU2	133	CRKMDAYS	147	DRVINHERN	282
CLINVST	478	CRKMFU	29	DRVININHL	282
CLONPDAPYU	137	CRKMLU	294	DRVINMARJ	282

INDEX

DRVINMARJ2	284	FUCGR18	149	HALLUCEVR	41
DRVINMETH	283	FUCGR21	149	HALLUCFLAG	123
DSTCHR12	418	FUCIG18	149	HALLUCMFU	41
DSTCHR30	416	FUCIG21	149	HALLUCMON	123
DSTEFF12	418	FUCOC18	150	HALLUCOT1	38
DSTEFF30	416	FUCOC21	150	HALLUCOT2	39
DSTHOP12	417	FUCRK18	150	HALLUCOT3	40
DSTHOP30	415	FUCRK21	150	HALLUCOT4	40
DSTNGD12	418	FUECSTMO18	151	HALLUCOT5	40
DSTNGD30	416	FUECSTMO21	151	HALLUCOTH	37
DSTNRV12	417	FUHALLUC18	151	HALLUCREC	41
DSTNRV30	415	FUHALLUC21	151	HALLUCYFQ	42
DSTRST12	417	FUHER18	150	HALLUCYFU	41
DSTRST30	415	FUHER21	151	HALLUCYR	123
DSTWORST	416	FUINHAL18	151	HALLYRLST	295
DUDNOAUD	265	FUINHAL21	152	HALTOTFG	42
DYTXVST	478	FULSD18	151	HALUCUTDN	211
ECSTMOAGE	46	FULSD21	151	HALUCUTEV	212
ECSTMOAGL	298	FUMETHAM18	152	HALUEMCTD	212
ECSTMOFLAG	124	FUMETHAM21	152	HALUEMOPB	212
ECSTMOLLY	36	FUMJ18	150	HALUFMCTD	214
ECSTMOMFU	46	FUMJ21	150	HALUFMFPB	214
ECSTMOMLU	299	FUPCP18	151	HALUGTOVR	210
ECSTMOMON	124	FUPCP21	151	HALUKPLMT	211
ECSTMOREC	47	FUPNRNM18	152	HALULAWTR	213
ECSTMoyFU	46	FUPNRNM21	152	HALULIMIT	211
ECSTMoyLU	298	FUEDNM18	152	HALULOTTM	210
ECSTMoyR	124	FUEDNM21	153	HALULSACT	213
EDFAM18	587	FUSMKLSS18	149	HALULSEFX	211
EDUFULPAR	575	FUSMKLSS21	150	HALUNDMOR	211
EDUHIGHCAT	574	FUSTMNM18	152	HALUPDANG	213
EDUSCHGRD2	575	FUSTMNM21	152	HALUPHCTD	212
EDUSCHLGO	575	FUTRQNM18	152	HALUPHLPB	212
EDUSCKCOM	576	FUTRQNM21	152	HALUSERPB	213
EDUSCKEST	576	GAS	48	HEALTH	569
EDUSCKMON	576	GAS2	133	HEALTH2	574
EDUSKPCOM	577	GHB	163	HEOTNDL	165
EDUSKPEST	577	GHBFLGR	173	HEOTOTH	166
EDUSKPMON	576	GHBMONR	173	HEOTSMK	165
EIBINGAGE	527	GHBREC	163	HEOTSNF	165
EIBINGMFU	528	GHBYYR	173	HEOTSP	166
EIBINGYFU	528	GLUE	49	HEPBCAGE	365
ESZOPDAPYU	138	GLUE2	133	HEPBCEVER	359
ESZOPDPYMU	144	GNNDCLEN	171	HER3OUSE	34
ETHER	49	GNNDGET2	171	HERAGE	32
ETHER2	133	GNNDLSH1	171	HERAGLST	294
FDOCANGR	492	GNNDLSH2	171	HERCUTIX	207
FDOCBRK	492	GNNDREUS	170	HERCUTDN	207
FDOC DPR	491	GOVTPROG	601	HERCUTEV	207
FDOCEAT	492	GQTYPE2	566	HEREMCTD	208
FDOCFEA	491	GRPCNSL2	413	HEREMOPB	208
FDOCFITE	492	GRPHLTIN	591	HEREVER	32
FDOCFMLY	492	GRSKBNGDLY	180	HERFLAG	122
FDOCFRND	492	GRSKBNGWK	180	HERFMCTD	210
FDOCMEND	493	GRSKCIGPKD	179	HERFMFPB	210
FDOCOTH2	493	GRSKCOCMON	179	HERGTOVR	206
FDOCOTPP	492	GRSKCOCWK	179	HERKPLMT	206
FDOCSCHL	492	GRSKHERTRY	179	HERLAWTR	210
FDOCSUI	491	GRSKHERWK	179	HERLIMIT	206
FELTMARKR	50	GRSKLSDTRY	179	HERLOTTM	205
FELTMARKR2	134	GRSKLSDWK	180	HERLSACT	209
FENTPDAPYU	135	GRSKMRJMON	179	HERLSEFX	206
FENTDPYMU	140	GRSKMRJWK	179	HERMDAYS	147
FILEDATE	3	HALFQFLG	42	HERMFLU	295
FLURPDAPYU	139	HALLAGLST	295	HERMLU	295
FOSTVST	478	HALLDYPMO	42	HERMON	123
FRDADLY2	412	HALLDYPWK	43	HERNDMOR	206
FRDMEVR2	412	HALLDYSYR	42	HERNEEDL	165
FRDMJMON	412	HALLEASWY	42	HERPDANG	209
FRDPCIG2	412	HALLMOLST	296	HERPHCTD	209
FTNDDNSP	257	HALLNDAYPM	147	HERPHLPB	208
FUALC18	150	HALLNDAYYR	145	HERPNRYR	130
FUALC21	150	HALLUC30E	43	HERREC	33
FUCD218	149	HALLUC30N	43	HERSERPB	209
FUCD221	149	HALLUCAGE	40	HERSMOK2	172

INDEX

HERSMOKE	164	I12CRKFY	103	IIFAMIN3	600
HERSNIF2	173	I12CRKRC	95	IIFAMPMT	599
HERSNIFF	164	I12HERFM	108	IIFAMSOC	599
HERWD3SX	207	I12HERFY	103	IIFAMSSI	599
HERWDSMT	208	I12HERRC	96	IIFAMSVC	599
HERYDAYS	145	I12LSDRC	96	IIFSTAMP	599
HERYFU	32	I12MJFM	107	I1HALLUC30N	108
HERYLU	294	I12MJFY	102	I1HALLUCAGE	114
HERYR	123	I12MJRC	95	I1HALLUCREC	96
HERYRTOT	33	I12PCPRC	97	I1HALLUCYFQ	104
HIGHBPAGE	366	I12WRKST18	586	I1HALLUCYFU	114
HIGHBPEVR	360	I12WRKSTAT	586	I1HERAGE	113
HIGHBPMED	366	I1ABUPOSHAL	255	I1HERFM	108
HIVAIDSAG	366	I1ABUPOSINH	255	I1HERFY	103
HIVAIDSEV	360	I1ABUPOSMTM	255	I1HERRC	96
HLCALL99	597	I1ABUPOSPNR	256	I1HERYFU	113
HLCALLFG	597	I1ABUPOSSED	256	I1HH65_2	588
HLCLAST	592	I1ABUPOSSTM	256	I1HHSIZ2	587
HLCNOTMO	592	I1ABUPOSTRQ	256	I1INHAL30N	108
HLCNOTYR	592	I1ALCAGE	111	I1INHALAGE	115
HLLOSRSN	593	I1ALCBNG30D	106	I1INHALREC	98
HLNVCOST	593	I1ALCFM	106	I1INHALYFQ	104
HLNVNEED	593	I1ALCFY	102	I1INHLYFU	115
HLNVOFFR	593	I1ALCRC	94	I1INSUR4	597
HLNVREF	593	I1ALCYFU	112	I1KETMINREC	97
HLNVSOR	594	I1CD2YFU	110	I1KI17_2	587
HLTINALC	591	I1CDUAGE	110	I1KRATREC	544
HLTINDRG	591	I1CGAVD	249	I1LSDAGE	114
HLTINMNT	591	I1CGCRGP	248	I1LSDRC	96
HLTINNOS	592	I1CGCRV	248	I1LSDYFU	114
HOMEVST	478	I1CGINCR	252	I1MARIT	572
HOSPVST	477	I1CGINFL	251	I1MCDCHP	595
HPALCAMT	357	I1CGIRTB	248	I1MEDICR	595
HPALCCUT	357	I1CGLMR	252	I1METHAM30N	108
HPALCFRQ	357	I1CGNCG	251	I1METHAMAGE	116
HPALCNOT	358	I1CGNCTL	249	I1METHAMREC	98
HPALCPRB	357	I1CGNINF	252	I1METHAMYFQ	104
HPALCTX	358	I1CGPLN	249	I1METHAMYFU	116
HPDRGTALK	358	I1CGRAGE	111	I1MJAGE	112
HPQTT0B	356	I1CGRFM	105	I1MJFM	106
HPUSEALC	356	I1CGRGDY	250	I1MJFY	102
HPUSEDRG	356	I1CGRGNM	250	I1MJRC	95
HPUSET0B	355	I1CGRGWK	250	I1MJYFU	112
HR30EST	34	I1CGROUT	250	I1OTHHLT	596
HRBSTWAY	33	I1CGRRC	93	I1OXCNANYR	99
HRDAYPMO	34	I1CGRYFU	111	I1OXCNNMYR	100
HRDAYPWK	34	I1CGSAT	252	I1PCPAGE	114
HRDAYPYR	33	I1CGSLHR	251	I1PCPRC	97
HRFQFLG	33	I1CHMPUS	595	I1PCPYFU	115
HRNDLREC	166	I1CIGAGE	110	I1PINC3	600
HRSMKREC	164	I1CIGFM	105	I1PIPLF	93
HRSNFREC	165	I1CIGRC	93	I1IPMN	94
HRTCNDAG	364	I1CIGYFU	110	I1PNRANYREC	99
HRTCNDDEV	359	I1COCAGE	112	I1PNRNM30FQ	109
HRTCNDYR	364	I1COCFM	107	I1PNRNMAGE	117
HRTOTFG	33	I1COCFY	102	I1PNRNMINIT	116
HTANSWER	353	I1COCRC	95	I1PNRNMREC	100
HTINCHE2	353	I1COCYFU	112	I1PNRNMRYFU	117
HVYDRKMON	132	I1CRKAGE	113	I1PRVHLT	595
HYDCPDAPYU	134	I1CRKFM	107	I1PYSEV5ALC	272
HYDCPDPYMU	140	I1CRKFY	103	I1PYSEV5COC	272
HYDMPDAPYU	136	I1CRKRC	95	I1PYSEV5HER	273
HYDMPDPYMU	141	I1CRKYFU	113	I1PYSEV5MRJ	272
IFATHER	587	I1DAMTFXREC	98	I1PYSEV5MTH	273
I12ALCFM	106	I1DEPENDHAL	253	I1PYSEV5PNR	273
I12ALCFY	102	I1DEPENDINH	253	I1PYSEV5STM	274
I12ALCRC	94	I1DEPENDMTH	253	I1PYSEV5TRQ	274
I12CGRFM	105	I1DEPENDPNR	254	I1PYUD5ALC	269
I12CGRRC	93	I1DEPENDSED	254	I1PYUD5COC	269
I12CIGFM	105	I1DEPENDSTM	254	I1PYUD5HAL	270
I12CIGRC	93	I1DEPENDTRQ	254	I1PYUD5HER	270
I12COCFM	107	I1ECSTMOAGE	115	I1PYUD5INH	270
I12COCFY	103	I1ECSTMOREC	97	I1PYUD5MRJ	269
I12COCRC	95	I1ECSTMOPYFU	115	I1PYUD5MTH	271
I12CRKFM	107	I1EDUHIGHST2	572	I1PYUD5PNR	271

INDEX

IIPYUD5SED	271	INHALOTS	52	IRCIIRC	93
IIPYUD5STM	271	INHALOTH	50	IRCIYFU	110
IIPYUD5TRQ	271	INHAREC	53	IRCOAGE	112
IISALVIAREC	98	INHLYFQ	53	IRCOCFM	107
IISEDANYREC	100	INHLYFU	53	IRCOCFY	102
IISEDNM30FQ	109	INHLYR	125	IRCOCRC	95
IISEDNMAGE	119	INHDPMO	54	IRCOYFU	112
IISEDNMINIT	117	INHDPWK	55	IRCKAGE	113
IISEDNMREC	101	INHDSYR	54	IRCRKFM	107
IISEDNMYFU	119	INHEASWY	54	IRCRKFY	103
IISMKLSS30N	105	INHFOFLG	54	IRCRKRC	95
IISMKLSSREC	94	INHLAGLST	299	IRCRKYFU	113
IISMKLSSSTRY	111	INHLCUTDN	215	IRDAMTFXREC	97
IISMKLSSYFU	111	INHLCUTEV	215	IRDEPENDHAL	253
IISTMANYREC	99	INHLEMCTD	216	IRDEPENDINH	253
IISTMNM30FQ	109	INHLEMOPB	216	IRDEPENDMTH	253
IISTMNMAGE	119	INHLMCTD	218	IRDEPENDMTR	254
IISTMNMINIT	117	INHLMFPB	218	IRDEPENDSED	254
IISTMNMREC	101	INHMGTOVR	214	IRDEPENDSTM	254
IISTMNMRYFU	118	INHMKPLMT	215	IRDEPENDTRQ	254
IISYNMRJREC	544	INHLLAWTR	217	IRECSTMOAGE	115
IISYNSTMREC	545	INHLLIMIT	214	IRECSTMOREC	97
IITRQANYREC	99	INHLLOTTM	214	IRECSTMOYFU	115
IITRQNM30FQ	109	INHLLSACT	217	IREDUHIGHST2	572
IITRQNMAGE	118	INHLLSEFX	215	IRFAMIN3	600
IITRQNMINIT	116	INHLMOLST	300	IRFAMPMT	599
IITRQNMREC	101	INHLMOR	215	IRFAMSOC	599
IITRQNMRYFU	118	INHLPDANG	217	IRFAMSSI	599
IIVAPANYREC	544	INHLPHCTD	216	IRFAMSVC	599
IIVAPNICREC	544	INHLPHPB	216	IRFSTAMP	599
IIWELMOS	600	INHLSERP	217	IRHALLUC30N	108
IIWRKSTAT	586	INHLYRLST	299	IRHALLUCAGE	113
IIWRKSTAT18	586	INHNDAYPM	147	IRHALLUCREC	96
ILLALCFLG	133	INHNDAYR	146	IRHALLUCYFQ	103
ILLALCMON	132	INHOSPYR	354	IRHALLUCYFU	114
ILLANDALC	132	INHOTOTFG	54	IRHERAGE	113
ILLEMFLAG	131	IRABUPOSHAL	255	IRHERFM	107
ILLEMMON	131	IRABUPOSINH	255	IRHERFY	103
ILLEMYR	131	IRABUPOSMTH	255	IRHERRC	96
ILLFLAG	130	IRABUPOSPNR	255	IRHERYFU	113
ILLMON	130	IRABUPOSSED	256	IRHH65 2	588
ILLORALC	133	IRABUPOSTM	256	IRHHSIZ2	587
ILLYR	130	IRABUPOSTRQ	256	IRINH30N	108
ILTOBALCFG	132	IRALCAGE	111	IRINHALAGE	115
ILTOBALCMN	132	IRALCBNG30D	106	IRINHAREC	98
ILTOBALCYR	132	IRALCFM	106	IRINHLYFQ	104
IMOTHER	587	IRALCFY	102	IRINHLYFU	115
IMPCONCN	419	IRALCRC	94	IRINSUR4	597
IMPDYFRQ	422	IRALCYFU	111	IRKETMINREC	97
IMPGOUT	419	IRCD2YFU	110	IRK117 2	587
IMPGOUTM	419	IRCDUAGE	110	IRKRATREC	544
IMPHHLD	420	IRCGAVD	249	IRLSDAGE	114
IMPHHLDM	421	IRCGCRGP	248	IRLSDRC	96
IMPPEOP	419	IRCGCRV	248	IRLSDYFU	114
IMPPEOPM	420	IRCGINCR	252	IRMARIT	572
IMPREMEM	418	IRCGINFL	251	IRMCDCHP	595
IMPRES	421	IRCGIRTB	248	IRMEDICR	595
IMPRESM	421	IRCGLMR	252	IRMETHAM30N	108
IMPSOC	420	IRCGNCG	251	IRMETHAMAGE	116
IMPSOCM	420	IRCGNCTL	249	IRMETHAMREC	98
IMPWEEKS	422	IRCGNINF	251	IRMETHAMYFQ	104
IMPWORK	421	IRCGPLN	249	IRMETHAMYFU	116
IMPYDAYS	422	IRCGRAGE	110	IRMJAGE	112
INCOME	601	IRCGRFM	105	IRMJFM	106
INHAL30ES	55	IRCGRGDY	250	IRMJFY	102
INHAL30N	55	IRCGRGNM	250	IRMJRC	94
INHALAGE	52	IRCGRGWK	250	IRMJYFU	112
INHALEVER	52	IRCGROUT	249	IROTHHLT	596
INHALLFLAG	125	IRCGRRR	93	IROXCNNYR	99
INHALMFU	53	IRCGRYFU	111	IROXCNNMYR	100
INHALLMON	125	IRCGSAT	252	IRPCPAGE	114
INHALLT1	51	IRCGSLHR	251	IRPCPRC	97
INHALLT2	51	IRCHMPUS	595	IRPCPYFU	115
INHALLT3	52	IRCIGAGE	110	IRPINC3	600
INHALLT4	52	IRCIGFM	105	IRPIPLF	93

INDEX

IRPIPMN	94	LGAS2	134	MHLCLNC3	387
IRPNRANYREC	99	LMIYR_U	427	MHLDOC3	387
IRPNRNM30FQ	109	LMMISUD5YR	428	MHLDTMT3	387
IRPNRNMAGE	117	LMMISUDPY	428	MHLMNT3	386
IRPNRNMINIT	116	LMMIYRU	427	MHLOTH3	388
IRPNRNMREC	100	LORAPDAPYU	136	MHLSCHL3	387
IRPNRNMYSFU	117	LORAPDPYMU	142	MHLTHER3	387
IRPRVHLT	595	LSD	35	MHPDEMP2	389
IRPYSEV5ALC	272	LSDAGE	43	MHPDFRE2	389
IRPYSEV5COC	272	LSDAGLST	296	MHPDMCD2	388
IRPYSEV5HER	273	LSDFLAG	123	MHPDMCR2	388
IRPYSEV5MRJ	272	LSDMFU	44	MHPDMIL2	389
IRPYSEV5MTH	273	LSDMLU	297	MHPDOFM2	388
IRPYSEV5PNR	273	LSDMON	123	MHPDPHI2	388
IRPYSEV5STM	274	LSDREC	44	MHPDPRV2	389
IRPYSEV5TRQ	274	LSDYFU	44	MHPDPUB2	389
IRPYUD5ALC	269	LSDYLU	296	MHPDREH2	388
IRPYUD5COC	269	LSDYR	123	MHPDSL2	388
IRPYUD5HAL	270	MAIIN102	603	MHRCFID2	390
IRPYUD5HER	270	MDEIMPY	518	MHRRCMT2	390
IRPYUD5INH	270	MEDICARE	590	MHRRCOST2	389
IRPYUD5MRJ	269	MEDMJALL	184	MHRNUF2	390
IRPYUD5MTH	270	MEDMJPA2	184	MHRFOUT2	391
IRPYUD5PNR	271	MEDMJYR	184	MHRHAND2	390
IRPYUD5SED	271	MEFQFLG	57	MHRJOBS2	389
IRPYUD5STM	271	MESC	35	MHRNBRS2	389
IRPYUD5TRQ	271	MESC2	133	MHRNCOV2	390
IRSALVIAREC	98	METHAGLST	300	MHRNOHP2	390
IRSEDANYREC	100	METHAM30E	59	MHRNOND2	390
IRSEDNM30FQ	109	METHAM30N	59	MHRSOH2	391
IRSEDNMAGE	119	METHAMAGE	56	MHRTIME2	390
IRSEDNMINIT	117	METHAMEVR	56	MHRTRAN2	391
IRSEDNMREC	101	METHAMFLAG	125	MHRWHER2	390
IRSEDNMYFU	119	METHAMMFU	57	MHSUIPLN	424
IRSEX	572	METHAMMON	125	MHSUITHK	424
IRSMKLS30N	105	METHAMREC	57	MHSUITRY	424
IRSMKLS30R	94	METHAMYFQ	57	MHSUTK_U	424
IRSMKLS30TRY	111	METHAMYFU	56	MI_CAT_U	427
IRSMKLS30YFU	111	METHAMYR	125	MILSTAT	567
IRSTMANYREC	99	METHCUT1X	220	MILTCHLDR	578
IRSTMNM30FQ	109	METHCUTDN	219	MILTFAMLY	577
IRSTMNMAGE	118	METHCUTEV	220	MILTPARNT	578
IRSTMNMINIT	116	METHDYPMO	58	MILTSIBLN	578
IRSTMNMREC	101	METHDYPWK	58	MILTSPPAR	577
IRSTMNMYSFU	118	METHDYSYR	58	MJAGE	21
IRSYNMRJREC	544	METHEASWY	58	MJDAY30A	24
IRSYNSTMREC	545	METHMCTD	221	MJEVER	21
IRTRQANYREC	99	METHMOPB	221	MJFQFLG	22
IRTRQNM30FQ	109	METHFLBLU	220	MJMFU	22
IRTRQNMAGE	118	METHFMCTD	223	MJONLYFLAG	130
IRTRQNMINIT	116	METHFMFPB	223	MJONLYMON	130
IRTRQNMREC	100	METHGTOVR	218	MJONLYYR	130
IRTRQNMYSFU	118	METHKPLMT	219	MJREC	22
IRVAPANYREC	544	METHLAWTR	223	MJYFU	21
IRVAPNICREC	544	METHLIMIT	219	MJYRTOT	22
IRWELMOS	599	METHLOTTM	218	MMBATJOB1	556
IRWRKSTAT	586	METHLSACT	222	MMBCLOSE	556
IRWRKSTAT18	586	METHLSEFX	219	MMBGIVE	556
K6SCMAX	424	METHMOLST	301	MMBJOINT	550
K6SCMON	423	METHNDAYPM	147	MMBLOOSE	550
K6SCYR	423	METHNDAYR	146	MMBOTHER	551
KETMINESK	36	METHNDLRC	166	MMBPLACE1	555
KETMINFLAG	124	METHNDMOR	219	MMBPLOSP2	555
KETMINMON	124	METHNEEDL	166	MMBSELL	556
KETMINREC	47	METHNEEDL2	172	MMBT30DY	550
KETMINYR	124	METHPDANG	222	MMBTDISP	550
KIDNYDSAG	365	METHPDAPYU	138	MMBTTPYR	549
KIDNYDSEV	360	METHPDPYMU	143	MMBTREC1	549
KRATEVER	534	METHPHCTD	222	MMBTREC2	549
KRATOMFLAG	546	METHPHLPB	221	MMBUYWHO1	555
KRATOMMON	546	METHSERPB	222	MMFCLOSE	564
KRATOMYR	546	METHWD2SX	220	MMFGIVE	565
KRATREC	534	METHWDSMT	221	MMFKEEP	564
LANGVER	566	METHYRLST	300	MMFPLACE	563
LGAS	49	METOTFG	57	MMFPLOS2	564

INDEX

MMFREWHO	563	MTDNPDPYU	136	NDTXYOTH1	313
MMFSELL	564	MTDNPDPYMU	141	NDTXYOTH2	313
MMGETMJ	549	MUSRLXAPYU	137	NDTXYOTH3	313
MMGGIVE	563	MUSRLXPYMU	142	NDTXYOTH4	313
MMGKEEP	562	MXMJPNLT	283	NDTXYOTH5	313
MMGSELL	562	NDFLTALC	348	NDTXYRADG	308
MMIYR_U	426	NDFLTALAL	348	NDTXYRARC	310
MMJNPCAT1	552	NDFLTALX	348	NDTXYRCCOC	311
MMJNPCTB1	551	NDMORTALC	309	NDTXYRHAL	311
MMJNTNUM1	551	NDMORTCOC	309	NDTXYRHER	311
MMLS10GM1	553	NDMORTHAL	309	NDTXYRINH	311
MMLSGMS1	552	NDMORTHER	309	NDTXYRMRJ	311
MMLSLBS1	553	NDMORTINH	309	NDTXYRMTM	312
MMLSOZS1	553	NDMORTMRJ	309	NDTXYROTH	313
MMLSPCAT1	554	NDMORTMTH	310	NDTXYRPNR	312
MMLSPCTB1	554	NDMORTOTH	310	NDTXYRSED	312
MMLSUNIT1	552	NDMORTPNR	310	NDTXYRSTM	312
MMT30FRQ	557	NDMORTSED	310	NDTXYRTRQ	312
MMTCLOSE	561	NDMORTSTM	310	NEDCOC	172
MMTGIVE	562	NDMORTTRQ	310	NEDHER	172
MMTJNTNM1	558	NDMORTXYR	309	NEWTRACE2	574
MMTJOINT	558	NDMRDKWHR	318	NITOXID	49
MMTJWRCB1	559	NDMREFERT	317	NITOXID2	134
MMTJWRTH1	559	NDMRFNDOU	319	NMERTMT2	354
MMTKEEP	562	NDMRHANDL	319	NMNGTHS2	355
MMTLGMS1	559	NDMRJOBNG	319	NMVSOEST	355
MMTLOOSE	558	NDMRMIMPT	320	NMVSOPT2	355
MMTLOZS1	560	NDMRNBRNG	318	NOBOOKY2	277
MMTLUNIT1	559	NDMRNOCOV	317	NOMARR2	567
MMTLWRCB1	560	NDMRNOHLP	319	NONABOVEV	360
MMTLWRTH1	560	NDMRNONED	319	NOSPT5YRAL	349
MMTOTHER	558	NDMRNOTPY	318	NOSPT5YRIL	350
MMTPPLACE	561	NDMRNSTOP	318	NRCH17_2	587
MMTPLOS2	561	NDMRNTIME	319	NSPT5YRILAL	350
MMTRADE	557	NDMROTRSN	319	OPINMMON	129
MMTRD30D	557	NDMRPFULL	318	OPINMYR	129
MMTRDREC	557	NDMRTSPHR	318	OPMEDYR2	546
MMTRDWHO	561	NDMRWANTD	318	OTCFLAG	163
MMTSELL	562	NDSSANSF	257	OTDGNDLA	168
MORPPDAPYU	135	NDSSDNSP	257	OTDGNDLB	169
MORPPDPYMU	140	NDTRNDKWHR	351	OTDGNDLCL	169
MOVSINPYR2	569	NDTRNFDOU	351	OTDGNDLDD	170
MR30EST	24	NDTRNHANDL	351	OTDGNDLDE	170
MRBSTWAY	23	NDTRNJOBNG	351	OTDGNDLDR	170
MRDAYPMO	23	NDTRNMIMPT	352	OTDGNEDL	167
MRDAYPWK	23	NDTRNBRNG	351	OTHAEROS	50
MRDAYPYR	23	NDTRNNOCOV	350	OTHAEROS2	134
MRJAGLST	286	NDTRNNOHLP	351	OTHINS	597
MRJCUTDN	197	NDTRNNONED	351	OXCNANYR	60
MRJCUTEV	197	NDTRNNOTPY	350	OXCNNMAGE	64
MRJEMCTD	198	NDTRNNSTOP	350	OXCNNMMFU	65
MRJEMOPB	198	NDTRNNTIME	351	OXCNNMYFU	64
MRJFLAG	122	NDTRNPFULL	351	OXCNNMYR	64
MRJFMCTD	200	NDTRNTSPHR	350	OXCOPDAPYU	135
MRJFMFPB	200	NDTRNWANTD	350	OXCOPDPYMU	140
MRJGTOVR	196	NDTXDKWHR	315	OXYCNANYR	126
MRJKPLMT	196	NDTXEFFRT	314	OXYCANNMYR	128
MRJLAWTR	199	NDTXEFILAL	349	OXYMPDAPYU	135
MRJLIMIT	196	NDTXEFTALC	349	OXYMPDPYMU	141
MRJLOTTM	196	NDTXEFTILL	349	PARCHKHW	409
MRJLSACT	199	NDTXFNDOU	317	PARHLPHW	410
MRJLSEFX	197	NDTXHANDL	316	PARLMTSN	410
MRJMDAYS	146	NDTXJOBNG	316	PAROL	284
MRJMLU	287	NDTXMIMPT	317	PAROLREL	281
MRJMON	122	NDTXNBRNG	315	PCP	35
MRJNDMOR	197	NDTXNOCOV	314	PCPAGE	45
MRJPDANG	199	NDTXNOHLP	316	PCPAGLST	297
MRJPHCTD	198	NDTXNONED	316	PCPFLAG	123
MRJPHLPB	198	NDTXNOTPY	314	PCPMFU	45
MRJSERP	199	NDTXNSTOP	315	PCPMLU	298
MRJYDAYS	145	NDTXNTIME	316	PCPMON	124
MRJYLU	286	NDTXOTRSN	317	PCPPREC	45
MRJYR	122	NDTXPFULL	315	PCPYFU	45
MRJYRBF	286	NDTXTPHR	314	PCPYLU	297
MRTOTFG	22	NDTXWANTD	315	PCPYR	123

INDEX

PDEN10	602	PREGPGM2	413	SDMEURGEED	540
PEYOTE	35	PREVIOL2	413	SDMJURGEED	536
PEYOTE2	133	PRGDJOB2	410	SDMJWDLA1ED	536
PIPE30DY	15	PRLMTTV2	410	SDMJWDLA2ED	537
PIPEVER	15	PRMJEVR2	411	SDMJWDLA3ED	537
PIPFLAG	120	PRMJMO	411	SDMJWDLA4ED	537
PIPMON	120	PROB	285	SDMJWDLA5ED	537
PNRANYFLAG	126	PROBATON	281	SDMJWDLA6ED	537
PNRANYLIF	60	PROVPDAPYU	138	SDMJWDLB1ED	538
PNRANYREC	60	PROVPDPYMU	143	SDMJWDLB2ED	538
PNRANYYR	126	PRPKCIG2	411	SDMJWDLB3ED	538
PNRLCUT1X	225	PRPROUD2	410	SDMJWDLB4ED	538
PNRLCUTDN	225	PRTALK3	413	SDMJWDLB5ED	539
PNRLCUTEV	225	PRVDRGO2	413	SDMJWDLB6ED	539
PNRLEMCTD	227	PRVHLTIN	591	SDPRURGEED	540
PNRLEMOPB	226	PRXRETRY	589	SDSTURGEED	543
PNRLFMCTD	229	PRXYDATA	589	SDSVURGEED	543
PNRLFMFPB	228	PSILCY	36	SDTRURGEED	541
PNRLGTOVR	224	PSILCY2	133	SDTRWITHD1ED	541
PNRLKPLMT	224	PSYANYFLAG	127	SDTRWITHD2ED	541
PNRLLAWTR	228	PSYANYR	127	SDTRWITHD3ED	541
PNRLLIMIT	224	PSYCHFLAG	129	SDTRWITHD4ED	542
PNRLLOTTM	223	PSYCHMON	129	SDTRWITHD5ED	542
PNRLLSACT	227	PSYCHYR	129	SDTRWITHD6ED	542
PNRLLSEFX	225	PYUD5ALC	266	SDTRWITHD7ED	542
PNRLNDMOR	224	PYUD5COC	266	SEDANYFLAG	126
PNRLPDANG	228	PYUD5HAL	267	SEDANYLIF	63
PNRLPHCTD	227	PYUD5HER	267	SEDANYREC	63
PNRLPHLPB	227	PYUD5INH	267	SEDANYR	127
PNRLSERPB	228	PYUD5MRJ	266	SEDMAINRSN	156
PNRLWD3SX	226	PYUD5MTH	267	SEDNDAYPM	148
PNRLWDSMT	226	PYUD5PNR	267	SEDNM30AL	89
PNRMAINRSN	153	PYUD5SED	268	SEDNM30D	88
PNRNDAYPM	147	PYUD5STM	268	SEDNM30ES	88
PNRNM30AL	67	PYUD5TRQ	268	SEDNM30FQ	88
PNRNM30D	66	QUESTID2	3	SEDNMAGE	87
PNRNM30ES	67	RCVMHASPTX	391	SEDNMFLAG	128
PNRNM30FQ	66	RCVMHNSPTX	391	SEDNMINIT	87
PNRNMAGE	66	RCVMHOSPTX	391	SEDNMLAST	90
PNRNMFLAG	127	RCVSPTXNMH	391	SEDNMLIF	87
PNRNMINIT	65	RCVYMHPRB	546	SEDNMMFU	88
PNRNMLAS1	69	RCVYSUBPRB	546	SEDNMMON	129
PNRNMLIF	64	RESIDVST	478	SEDNMREC	87
PNRNMMFU	66	RKFOBLT	178	SEDNMYFU	88
PNRNMMON	127	RKFOPBLT	178	SEDNMYR	128
PNRNMREC	65	RLGATTD	414	SEDNORXFG	92
PNRNMYFU	66	RLGDCSN	414	SEDOTANYR2	139
PNRNMYR	127	RLGFRND	414	SEDOTHPYMU2	144
PNRNORXFG	72	RLGIMPT	414	SEDRSDGFX	91
PNROTANYR2	136	RSKBNGDLY	176	SEDRSEMOT	91
PNROTHPYMU2	141	RSKBNGWK	176	SEDRSEXPT	90
PNRRSDGFX	71	RSKCIGPKD	174	SEDRSHIGH	91
PNRRSEMOT	70	RSKCOCMON	175	SEDRSHOOK	91
PNRRSEXPT	70	RSKCOCWK	176	SEDRSMIN	92
PNRRSHIGH	70	RSKHERTRY	175	SEDRSOTRS2	92
PNRRSHOOK	71	RSKHERWK	175	SEDRSRELX	90
PNRRSMIN	72	RSKLSDTRY	175	SEDRSSLEP	91
PNRRSOTRS2	71	RSKLSDWK	175	SEDRSSOR	92
PNRRSPAIN	69	RSKMRJMON	174	SEDCUT1X	241
PNRRSRELX	70	RSKMRJWK	174	SEDCUTDN	240
PNRRSSLEP	70	RSKYFQDGR	178	SEDCUTEV	241
PNRRSSOR	71	RSKYFQTES	178	SEDEVCTD	242
PNRWYGAMT	67	RSNMJRMO	183	SEDEVMOPE	242
PNRWYLNDR	68	RSNMRJ	183	SEDEVFMCTD	244
PNRWYNORX	67	SALVIADIV	36	SEDEVFMPB	244
PNRWYOFTN	68	SALVIAFLAG	125	SEDEVGTOVR	239
PNRWYOTWY	68	SALVIAMON	125	SEDEVKPLMT	240
POVERTY3	601	SALVIAREC	47	SEDEVLAWTR	244
PRALDLY2	411	SALVIAJR	125	SEDEVLIMIT	240
PRBSOLV2	413	SCHFELT	409	SEDEVLOTTM	239
PRCHORE2	410	SDALURGEED	536	SEDEVLSACT	243
PREG	367	SDCCURGEED	539	SEDEVLSEFX	240
PREG2	367	SDHAURGEED	540	SEDEVNDMOR	240
PREGAGE2	573	SDHEURGEED	539	SEDEVPDANG	244
PREGNANT	353	SDINURGEED	540	SEDEVPHCTD	243

INDEX

SEDVPHLPB	243	SNFAMJEV	392	STMNM30AL	81
SEDSERPB	243	SNRLDCSN	393	STMNM30D	80
SEDVWD1SX	241	SNRLFRND	393	STMNM30ES	80
SEDVWDSMT	242	SNRLGIMP	393	STMNM30FQ	80
SEDWYGAMT	89	SNRLGSVC	393	STMNMAGE	79
SEDWYLNGR	89	SNYATTAK	392	STMNMFLAG	128
SEDWYNORX	89	SNYSELL	392	STMNMINIT	79
SEDWYOFTN	89	SNYSTOLE	392	STMNMLAS1	83
SEDWYOTWY	90	SOLVENT	49	STMNMLIF	79
SERVICE	567	SOLVENT2	134	STMNMMFU	80
SEXAGE	574	SOMAPDAPYU	137	STMNMMON	128
SEXTRACT	569	SOMAPDPYMU	142	STMNMREC	79
SEXIDENT	570	SOMHANGR	484	STMNMYFU	80
SEXTRACE	574	SOMHBRK	484	STMNMYR	128
SHSWANGR	490	SOMHDP2	483	STMNORXFG	86
SHSWBRK	490	SOMHEAT	484	STMOTANYR2	138
SHSWDPR	490	SOMHFEA	483	STMOTHPYMU2	144
SHSWEAT	490	SOMHFITE	484	STMRSALRT	84
SHSWFEA	490	SOMHFMLY	485	STMRSRCONC	83
SHSWFITE	490	SOMHFRND	485	STMRSDFGX	84
SHSWFMLY	490	SOMHMEND	486	STMRSRSEXT	84
SHSWFRND	490	SOMHOTH2	486	STMRSRSHGH	84
SHSWMEND	491	SOMHOTPP	485	STMRSRSHOOK	85
SHSWOTH2	491	SOMHSCHL	485	STMRSRSMAN	85
SHSWOTPP	490	SOMHSUI	483	STMRSOTRS2	85
SHSWSCHL	491	SPDMON	423	STMRSOR	85
SHWSWUI	489	SPDYR	424	STMRSSTDY	84
SIMHANG2	481	SPEAKENGL	570	STMRSWGHT	83
SIMHBRK2	480	SPINVT2	479	STMWYGAMT	81
SIMHDP2	480	SPOUTVST	479	STMWYLNGR	81
SIMHEAT2	481	SPPAINT	50	STMWYNORX	81
SIMHFEA2	480	SPPAINT2	134	STMWYOFTN	81
SIMHFIT2	481	SRCCLFRPNR	159	STMWYOTWY	82
SIMHFML2	481	SRCCLFRSED	159	STNDALC	409
SIMHFRD2	482	SRCCLFRSTM	159	STNDDNK	409
SIMHMEN2	482	SRCCLFRTRQ	159	STNDSICG	409
SIMHOTH3	483	SRCFRPNRNM	158	STNDSMJ	409
SIMHOTP2	482	SRCFRSEDNM	159	SUICTHNK	422
SIMHSCH2	482	SRCFRSTMNM	159	SVBENZAPYU	139
SIMHSUI2	480	SRCFRTRQNM	158	SVBENZPYMU	144
SMHANGR2	487	SRCPNRNM2	157	SYNMRJEVR	535
SMHBRK2	487	SRCSEDNM2	158	SYNMRJFLAG	548
SMHDP2	486	SRCSTMNM2	157	SYNMRJMON	548
SMHEAT2	487	SRCTRQNM2	157	SYNMRJREC	535
SMHFEA2	487	STDANYR	358	SYNMRJYR	548
SMHFITE2	488	STIMCUTIX	235	SYNSTMEVR	535
SMHFMLY2	488	STIMCUTDN	235	SYNSTMFLAG	548
SMHFRND2	488	STIMCUTEV	235	SYNSTMMON	548
SMHMEND2	489	STIMEMCTD	237	SYNSTMREC	536
SMHOTH3	489	STIMEMOPB	237	SYNSTMYR	548
SMHOTPP2	488	STIMFLBLU	236	TALKPROB	412
SMHSCHL2	489	STIMFMCTD	239	TCHGJOB	409
SMHSUI2	486	STIMFMFPB	239	TEMAPDAPYU	139
SMHVST2	479	STIMGTOVR	234	THERVST	478
SMIORSUD5	428	STIMKPLMT	234	TOBALCFLG	132
SMIPP_U	425	STIMLAWTR	238	TOBALCMN	132
SMISUD5ONL	428	STIMLIMIT	234	TOBALCYR	132
SMISUD5YR	427	STIMLOTM	233	TOBCIGONL	121
SMISUDPY	427	STIMLSACT	238	TOBCIGVAP	548
SMIYR_U	426	STIMLSEFX	235	TOBFLAG	121
SMKAGLAST	289	STIMNDMOR	234	TOBMON	121
SMKLSMDAYS	146	STIMPDANG	238	TOBNVAPFLAG	547
SMKLS30E	12	STIMPHCTD	237	TOBNVAPMON	547
SMKLS30N	11	STIMPHLPB	237	TOBNVAPYR	547
SMKLSSEVR	10	STIMSERPB	238	TOBVAPONL	547
SMKLSSEFLAG	120	STIMWD2SX	236	TOBYR	121
SMKLSMFU	11	STIMWDSMT	236	TQSDANYFLG	127
SMKLSMON	121	STIMANYFLAG	126	TQSDANYR	127
SMKLSREOC	11	STIMANYLIF	62	TQSDNMFLAG	129
SMKLSSTRY	10	STIMANYREC	62	TQSDNMMON	129
SMKLSYFU	10	STIMANYR	126	TQSDNMYR	129
SMKLSYR	121	STMMAINRSN	155	TRAMPDAPYU	135
SMKMOLAST	290	STMNDAYPM	148	TRAMPDPYMU	140
SMKYRLAST	289	STMNDLREC	82	TRBENZAPYU	136
SMMIYR_U	426	STMNDLYR	82	TRBENZPYMU	141

INDEX

TRIAPDAPYU	139	TXLTYALCO2	337	TXYALODAG	332
TRIMEST	367	TXLTYCOCN	321	TXYALODRG	332
TRQANYFLAG	126	TXLTYCOCN2	337	TXYALONAG	332
TRQANYLIF	61	TXLTYDAYS2	325	TXYDROAAG	333
TRQANYREC	61	TXLTYHALL	322	TXYDROALC	333
TRQANYYR	126	TXLTYHALL2	337	TXYDRONAG	333
TRQLCUTDN	230	TXLTYHERN	322	TXYNSPILAL	350
TRQLCUTEV	231	TXLTYHERN2	337	TXYRALC	336
TRQLEMCTD	231	TXLTYHILL	338	TXYRALDGB	303
TRQLEMOPB	231	TXLTYINHL	322	TXYRALNIL	336
TRQLFMCTD	233	TXLTYINHL2	337	TXYRDRPAD	306
TRQLFMFPB	233	TXLTYMAIN2	324	TXYRDRPAL	344
TRQLGTOVR	229	TXLTYMETH	322	TXYRDRPIL	345
TRQLKPLMT	230	TXLTYMETH2	337	TXYRDRPRV	306
TRQLLAWTR	233	TXLTYMNPL2	320	TXYRDRPRV2	346
TRQLLIMIT	229	TXLTYMRJH	321	TXYREMRAD	305
TRQLLOTM	229	TXLTYMRJH2	337	TXYREMRAL	344
TRQLLSACT	232	TXLTYOCOM2	325	TXYREMRGN	305
TRQLLSEFT	230	TXLTYOTHR	324	TXYREMRGN2	346
TRQLNDMOR	230	TXLTYPNRL	323	TXYREMRIL	345
TRQLPDANG	232	TXLTYPNRL2	337	TXYRERDRG	308
TRQLPHCTD	232	TXLTYSEDV	324	TXYRERNUM2	308
TRQLPHLPB	231	TXLTYSEDV2	338	TXYRHOSAD	304
TRQLSERPB	232	TXLTYSTIM	323	TXYRHOSAL	344
TRQMAINRSN	154	TXLTYSTIM2	338	TXYRHOSIL	345
TRQNDAYPM	148	TXLTYTROL	323	TXYRHOSOV	304
TRQNM30AL	75	TXLTYTROL2	337	TXYRHOSOV2	346
TRQNM30D	74	TXND5YRALC	347	TXYRILANAL	337
TRQNM30ES	74	TXND5YRILAL	348	TXYRILL	336
TRQNM30FQ	74	TXND5YRILL	347	TXYRILNAL	336
TRQNMAGE	73	TXPAYBOSS	328	TXYRMHCAD	305
TRQNMFLAG	128	TXPAYBOSS2	339	TXYRMHCAL	344
TRQNMINIT	73	TXPAYCOUR	327	TXYRMHCIL	345
TRQNMLAS1	76	TXPAYCOUR2	339	TXYRMHCOP	305
TRQNMLIF	73	TXPAYFAML	327	TXYRMHCOP2	346
TRQNMMFU	74	TXPAYFAML2	338	TXYRNDALC	347
TRQNMMON	128	TXPAYFREE	329	TXYRNDILAL	348
TRQNMREC	73	TXPAYHINS	326	TXYRNDILL	347
TRQNMYSFU	74	TXPAYHINS2	338	TXYRNOSPAL	349
TRQNMYSR	128	TXPAYMCAD	326	TXYRNOSPIL	349
TRQNRXFG	78	TXPAYMCAD2	338	TXYRONDTX	329
TRQOTANYR2	137	TXPAYMCRE	326	TXYROTHAD	308
TRQOTHPYMU2	143	TXPAYMCRE2	338	TXYROTHER	307
TRQRSDGFX	77	TXPAYMILT	327	TXYROTHSP2	307
TRQRSEMOT	77	TXPAYMILT2	339	TXYROUTAD	305
TRQRSEXPT	76	TXPAYOTHR	328	TXYROUTAL	344
TRQRSHIGH	77	TXPAYOTSP2	328	TXYROUTIL	345
TRQRSHOOK	77	TXPAYPUBL	326	TXYROUTPT	304
TRQRSMAN	78	TXPAYPUBL2	338	TXYROUTPT2	346
TRQRSOTRS2	78	TXPAYSVNG	327	TXYRPRAD	306
TRQRSRELX	76	TXPAYSVNG2	338	TXYRPRIAL	344
TRQRSSLEP	77	TXPDBOSSAL	340	TXYRPRIL	345
TRQRSSOR	77	TXPDBOSSIL	341	TXYRPRISN	306
TRQWYGAMT	75	TXPDCOURAL	339	TXYRPRISN2	346
TRQWYLNGR	75	TXPDCOURIL	340	TXYRRECVD	303
TRQWYNORX	75	TXPDFAMLAL	339	TXYRRECVD2	336
TRQWYOFTN	75	TXPDFAMLIL	340	TXYRRESAD	304
TRQWYOTWY	76	TXPDHINSAL	339	TXYRRESAL	344
TXALCDAGE	331	TXPDHINSIL	340	TXYRRESIL	345
TXALCDRGU	331	TXPDMCADAL	339	TXYRRESOV	304
TXALCONAG	330	TXPDMCADIL	340	TXYRRESOV2	346
TXALCONLY	330	TXPDMCREAL	339	TXYRSLFAD	307
TXCURRENT	308	TXPDMCREIL	340	TXYRSLFAL	344
TXDRGAAGE	332	TXPDMILTAL	340	TXYRSLFHP	307
TXDRGALCU	331	TXPDMILTIL	340	TXYRSLFHP2	346
TXDRGONAG	331	TXPDPUBLAL	339	TXYRSLFIL	345
TXDRGONLY	330	TXPDPUBLIL	340	TXYRSPALC	341
TXENRLOCT	329	TXPDSVNGAL	339	TXYRSPILAL	343
TXEVRRCCVD	303	TXPDSVNGIL	340	TXYRSPILL	341
TXEVRRCCVD2	336	TXRCVDREC	320	TXYSILANAL	343
TXFGADAGE	334	TXSHGALDB	335	TXYSPALNIL	342
TXFGALAGE	334	TXSHGFLAG	335	TXYSPILNAL	343
TXFGDGAGE	334	TXSHGWENT	334	UADBAR	529
TXLTCURRSP	343	TXYALDAAG	333	UADBUND	531
TXLTYALCO	321	TXYALDDAG	333	UADBWHO	530

INDEX

UADCAG	531	WRKSKIPMO	583	YEYSTOLE	400
UADCAR	529	WRKSTATWK2	580	YFLADLY2	412
UADEVNT	529	WRKTST1ST	585	YFLMJMO	412
UADFRD	532	WRKTSTALC	584	YFLPKCG2	411
UADFWHO	531	WRKTSTDRG	584	YFLTMRJ2	412
UADHOME	529	WRKTSTHIR	584	YFOST	475
UADMONY	530	WRKTSTRDM	585	YHBMHDE	516
UADOTHM	529	WSPDSC2	424	YHLMTME	517
UADOTSP	530	WTANSWER	354	YHOME	475
UADPAID	530	WTPOUND2	354	YHOSP	475
UADPEOP	529	YALTMDE	517	YJAIL	476
UADPLACE	531	YCLIN	475	YMDEAUD5YR	514
UADPUBL	529	YCOUNMDE	516	YMDEAUDPY	514
UADROTH	530	YDAYTRT	475	YMDEHARX	517
UADSCHL	530	YDOCMDE	515	YMDEHPO	517
UD5ALCNOILL	276	YEATNDYR	394	YMDEHPRX	517
UD5ILLNOALC	276	YECOMACT	405	YMDEIMAD5YR	519
UDPYHAL	263	YEDECLAS	406	YMDEIMAUD	519
UDPYHRPNR	264	YEDERGLR	406	YMDEIMID5YR	519
UDPYIEM	265	YEDESPCL	406	YMDEIMIUD	519
UDPYILAAL	265	YEDGPRGP	404	YMDEIMSD5YR	519
UDPYILAL	265	YEFAIACT	405	YMDEIMUDPY	519
UDPYILL	265	YEFALDLY	402	YMDEIUD5YR	514
UDPYINH	264	YEFMJEV	402	YMDEIUDPY	514
UDPYMTH	264	YEFMJMO	402	YMDEL	513
UDPYOPI	264	YEFPKCIG	402	YMDEORSUD5	514
UDPYPNR	264	YEGALDLY	402	YMDERXO2	517
UDPYPSY	264	YEGMJEV	401	YMDESUD5ONL	515
UDPYSED	264	YEGMJMO	401	YMDESUD5YR	514
UDPYSTM	264	YEGPKCIG	401	YMDETXRX	515
UDPYTRQ	264	YEHMSLYR	394	YMDEUDPY	514
UDPYTROSED	264	YELSTGRD	395	YMDEYR	514
UDYR5CNS	275	YEOTHACT	406	YMHASPTX	494
UDYR5HRPNR	275	YEPALDLY	401	YMHNSPTX	493
UDYR5IEM	276	YEPCHKHW	397	YMHOSPTX	493
UDYR5ILAAL	276	YEPCHORE	397	YNURSMDE	516
UDYR5ILAL	276	YEPGDJOB	398	YO MDEA1	504
UDYR5ILL	275	YEPHLPHW	397	YO MDEA2	504
UDYR5OPI	275	YEPLMTSN	398	YO MDEA3	504
UDYR5PSY	275	YEPLMTTV	397	YO MDEA4	505
UDYR5TRQSD	275	YEPMJEV	400	YO MDEA5	505
VAPANYEVR	534	YEPMJMO	401	YO MDEA6	505
VAPANYFLAG	547	YEPKICIG	400	YO MDEA7	505
VAPANYMON	547	YEPPOUD	398	YO MDEA8	505
VAPANYREC	534	YEPRBSLV	404	YO MDEA9	505
VAPANYR	547	YEPRGSTD	405	YOATTAK2	411
VAPNICEVR	535	YEPRTDNG	404	YOCUNS	510
VAPNICFLAG	547	YEPVNTYR	407	YODPDISC	495
VAPNICMON	547	YERLDCSN	407	YODPLSIN	496
VAPNICREC	535	YERLFRND	408	YODPPROB	497
VAPNICYR	547	YERLGIMP	407	YODPR2WK	496
VEREP	604	YERLGSVC	407	YODPREV	495
VESTRQ1Q4_C	604	YESCHACT	405	YODSCEV	495
WHODASC2	425	YESCHFLT	394	YODLSIN	496
WHODASC3	425	YESCHIMP	395	YODSMMDE	506
WRK35WKUS	581	YESCHINT	395	YOFAMDOC	509
WRKDHRSWK2	580	YESCHWRK	394	YOFIGHT2	410
WRKDPSTWK	580	YESLFHLP	404	YOGRPFT2	410
WRKDPSTYR	582	YESTSALC	396	YOHHERBAL	511
WRKDRGALB	583	YESTSCIG	396	YOHGUN2	411
WRKDRGEDU	584	YESTSDNK	396	YOLOSEV	495
WRKDRGHLP	584	YESTSMJ	396	YOLS12WK	496
WRKDRGPOL	583	YETCGJOB	395	YOMDMDE	515
WRKEFFORT	581	YETLKBGF	403	YOMHME	516
WRKHADJOB	580	YETLKNON	403	YONURSE	510
WRKLASTYR2	583	YETLKOTA	403	YOOTHDQC	509
WRKNJBPYR	582	YETLKPAR	403	YOOTHLLP	511
WRKNJBWKS	582	YETLKSOP	403	YOOTHMHP	510
WRKNUMJOB2	582	YEVIOPRV	404	YOPB2WK	507
WRKOKPREH	585	YEYARGUP	398	YOPBAGE	506
WRKOKRAND	585	YEYATTAK	400	YOPBDLYA	506
WRKRSNJOB	581	YEYFGTGP	399	YOPBINTF	506
WRKRSNNOT	581	YEYFGTSW	399	YOPBNUM	507
WRKSELFEM	582	YEYHGUN	399	YOPBRMBR	506
WRKSICKMO	583	YEYSELL	399	YOPSDAYS	509

INDEX

YOPSHMGT	507	YUDYFEAR	460	YUMHFEAR	462
YOPSRCLS	508	YUDYFITE	460	YUMHFITE	463
YOPSSOC	508	YUDYFMLY	460	YUMHFMLY	463
YOPSWORK	508	YUDYFRND	461	YUMHFRND	463
YOPSYCH	510	YUDYOTPP	461	YUMHOTPP	463
YOPSYMD	510	YUDYSCHL	461	YUMHSCHL	463
YORELIG	511	YUDYSOR	461	YUMHSOR	463
YORX12MO	511	YUDYSUIC	459	YUMHSUIC	462
YORXHLP	512	YUDYTXN2	459	YURSANGR	455
YORXNOW	511	YUDYTXYR	459	YURSBKRU	455
YOSEEDOC	509	YUFCANGR	458	YURSDEPR	455
YOSELL2	411	YUFCARN2	457	YURSEATP	455
YOSOCWRK	510	YUFCARYR	457	YURSEAR	455
YOSTOLE2	411	YUFCBKRU	457	YURSFITE	456
YOTHMDE	516	YUFCDEPR	457	YURSFMLY	456
YOTMTHLP	512	YUFCEATP	458	YURSFERN2	456
YOTMTNOW	511	YUFCFEAR	457	YURSIDN2	454
YOWRAGE	498	YUFCFITE	458	YURSIDYR	454
YOWRCHR	497	YUFCFMLY	458	YURSOTPP	456
YOWRCONC	502	YUFCFRND	458	YURSSCHL	456
YOWRDBTR	503	YUFCOTPP	458	YURSSOR	456
YOWRDCSN	503	YUFCSCHL	458	YURSSUIC	455
YOWRDEPR	498	YUFCSOR	459	YUSCEMYR	473
YOWRDIET	500	YUFCSUIC	457	YUSCPGYR	474
YOWRDISC	498	YUFDANGR	470	YUSWANGR	472
YOWRDL0T	503	YUFDDBKRU	470	YUSWBKRU	472
YOWRDST	497	YUFDDEPR	469	YUSWDEPR	472
YOWRELES	499	YUFDEATP	470	YUSWEATP	472
YOWREMR	499	YUFDFEAR	469	YUSWFEAR	472
YOWRENRG	501	YUFDFITE	470	YUSWFITE	472
YOWRGAIN	499	YUFDFMLY	470	YUSWFMLY	473
YOWRGNL2	500	YUFDFRND	470	YUSWFRND	473
YOWRGROW	500	YUFD0CN2	469	YUSW0TPP	473
YOWRHRS	496	YUFD0CYR	469	YUSWSCHL	473
YOWRIMP	497	YUFD0TPP	471	YUSWSCYR	471
YOWRJINO	502	YUFD0SCHL	471	YUSWSOR	473
YOWRJITT	502	YUFD0SOR	471	YUSWSUIC	471
YOWRLOSE	500	YUFD0SUIC	469	YUTPANGR	465
YOWRLSIN	499	YUHOANGR	453	YUTPBKRU	465
YOWRLSL2	501	YUHOBKRU	453	YUTPDEPR	464
YOWRNOGD	503	YUHO0EPR	452	YUTPEATP	465
YOWRPLSR	499	YUHOEATP	453	YUTPFEAR	464
YOWRPREG	500	YUHOFEAR	453	YUTPFITE	465
YOWRPROB	498	YUHO0FITE	453	YUTPFMLY	465
YOWRSATP	504	YUHO0FMLY	453	YUTPFRND	465
YOWRSLEP	501	YUHO0FRND	454	YUTPOTPP	466
YOWRSLNO	502	YUHO0TPP	454	YUTPSCHL	466
YOWRSL0W	501	YUHO0SCHL	454	YUTPSOR	466
YOWRSMOR	501	YUHO0SOR	454	YUTPSTN2	464
YOWRSPLN	504	YUHO0SPN2	452	YUTPSTYR	464
YOWRSTHK	504	YUHO0SPYR	452	YUTPSUIC	464
YOWRTH0T	502	YUHO0SUIC	452	ZALEPDAPYU	139
YOWRWRTH	503	YUIHANGR	467	ZOHYANYR2	134
YPED	475	YUIHBKRU	467	ZOLPPDAPYU	138
YPSY1MDE	515	YUIHDEPR	467	ZOLPPDPYMU	144
YPSY2MDE	515	YUIHEATP	467		
YRELMDE	516	YUIHFEAR	467		
YRESID	475	YUIHFITE	468		
YRXMDEYR	515	YUIHFMLY	468		
YSDSHOME	518	YUIHFRND	468		
YSDSOVRL	518	YUIHOTPP	468		
YSDSREL	518	YUIHSCHL	468		
YSDSSOC	518	YUIHSOR	468		
YSDSWRK	518	YUIHSUIC	467		
YSHSW	476	YUIHTPN2	466		
YSOCMDE	516	YUIHTPYR	466		
YSPEC	476	YUJVDTN2	474		
YSPTXNMH	494	YUJVDTON	474		
YTHACT2	413	YUJVDTYR	474		
YTHER	475	YUMHANGR	462		
YTXMDEYR	515	YUMHBKRU	462		
YUDYANGR	460	YUMHCRN2	461		
YUDYBKRU	460	YUMHCRYR	461		
YUDYDEPR	459	YUMHDEPR	462		
YUDYEATP	460	YUMHEATP	462		

INDEX

Appendix A

Drug Codes for Open-Ended Questions

The final drug codes for the 2020 National Survey on Drug Use and Health (NSDUH) were created from answers that respondents specified for use, misuse,¹ or treatment (including perceived need for treatment) for substances other than those that respondents were asked about directly in the interview. These responses are often referred to in NSDUH as “OTHER, Specify” data. Respondents in the 2020 NSDUH could specify (a) use in their lifetime of other hallucinogens or inhalants; (b) misuse in the past 12 months of other prescription drugs (pain relievers, tranquilizers, stimulants, or sedatives); (c) use of a needle in their lifetime to inject other drugs besides cocaine, heroin, or methamphetamine; (d) other substances for which they felt they needed treatment in the past 12 months; and (e) other substances for which they last received treatment in the past 12 months or for which they were currently receiving treatment.

This appendix does not include the codes for cough and cold medications mentioned in the special drugs section (edited variables COLDYR1 through COLDYR5) or for drugs mentioned in the consumption of alcohol section for medication-assisted treatment (edited variables ALMOTHSP1 through ALMOTHSP3 and OPMOTHSP1 through OPMOTHSP3). The cough and cold medicine and medication-assisted treatment codes are unique to those measures.

The substance use questions in NSDUH underwent a major redesign in 1999, and the prescription drug questions underwent a major redesign in 2015. Consequently, codes for certain drugs may differ from those used in prior survey years.

In particular, the number of specific prescription drugs in the interview has been greatly expanded since 2015. Also, questions about misuse of specific prescription drugs typically ask about a single drug rather than a group of similar drugs. In the 2014 NSDUH, for example, question TR01 for tranquilizers asked respondents about lifetime use of “Klonopin or Clonazepam that was not prescribed for you or that you took only for the experience or feeling it caused.” Code 246 in the 2014 NSDUH was assigned if respondents specified Klonopin[®], the generic equivalent clonazepam, or similar drugs that contained clonazepam. In addition to the reference period for misuse changing in 2015 from the lifetime to the 12 months prior to the interview, separate questions were included in 2015 for misuse in the past 12 months of Klonopin[®] or for misuse of the generic equivalent clonazepam. Because of this change, code 246 since 2015 has been assigned when respondents specifically mentioned misuse of Klonopin[®], and code 2504 has been assigned since 2015 if respondents specified misuse of clonazepam. As much as possible, cross references have been included to indicate prior or similar codes.

Another important change to the coding of “OTHER, Specify” drug data since the 2015 NSDUH has been to create new codes in the 6000 series for animal tranquilizers that formerly were coded as tranquilizers or in the 8000 series for drugs such as antidepressants or antipsychotic medications that previously were assigned codes in the series for sedatives (codes of 101-199 and 1001-1999), tranquilizers (codes of 201-299 and 2001-2999), stimulants (codes of 301-399 and 3001-3999), or pain relievers (codes of 401-499 and 4001-4999). Especially prior to the 1999 survey, prescription drugs historically may have been assigned codes according to where they first were mentioned. For example, the antipsychotic drug Thorazine[®] was first

¹ Misuse of prescription drugs also has been referred to in NSDUH as “nonmedical” use. Since 2015, misuse of prescription drugs has been defined as use “in any way a doctor did not direct you to use it/them.” Examples of misuse provided to respondents include (a) use without a prescription of your own; (b) use in greater amounts, more often, or longer than directed; or (c) use in any other way not directed by a doctor.

specified prior to the 1999 survey and was assigned a code of 227, in the series for tranquilizers. Any mentions of this drug will be coded as 8512 in 2015 and beyond. For these new codes in the 8000 series, reference to the former codes is made as much as possible in the numeric listing of codes.

Since 2019, the alphabetical listing of drug code definitions has been discontinued from this appendix. Data users who know the name of a drug or part of a drug's name can search for that drug in the electronic codebook using the appropriate search function (e.g., Ctrl-F for .docx files in Microsoft Word or PDF files in Adobe Acrobat if using a computer with a Windows operating system). Listed below are guidelines for online searching of the electronic appendix for drug codes.

- Do not require searches to be case sensitive. For example, searching for the term “bromo” will take data users to code 698 (2C-B, Bromo mescaline, Nexus), in which “Bromo” is capitalized, and code 6173 (2,5-dimethoxy-4-bromoamphetamine, Brolamfetamine, DOB), in which “bromo” is not capitalized.
- Search for alternate text strings if an initial search does not identify the code being sought. For example, code 698 includes the text string “2C-B.” In a search that is not case sensitive, code 698 will not be identified by searching for “2cb” without the hyphen or for “2-cb” instead of “2c b.” However, code 698 will be identified by shortening the search to “2c” or by searching for an alternative text string, such as “bromo.”
- Please be aware when searching for drug codes that some drugs are very similar in nomenclature or spelling. For example, the code level definitions for 2,5-Dimethoxy-4-methylphenethylamine (code 6154) and 2,5 Dimethoxy-4-methyl**thio**phenethylamine (code 6159) differ only in terms of the “thio” text for code 6159. These two codes will be identified in searches for “dimethoxy,” “methyl,” or “phenethylamine.” Data users could therefore incorrectly choose the drug corresponding to code 6154 when they intended to find the drug corresponding to code 6159, or vice versa. Therefore, data users are encouraged to examine all results from a search to avoid choosing an incorrect code from a similarly named drug.

Table A.1 Numeric Listing of Drug Codes for Open-Ended Questions, 2020 NSDUH Computer-Assisted Interviewing

Code	Definition
101	Butisol
102	Buticaps
103	Amytal
104	Mebaral
105	Placidyl, Ethchlorvynol
106	Doriden
107	Noludar
108	Nembutal
109	Seconal
110	Tuinal
111	Dalmane [see also 1502]
112	Restoril [see also 1503]
113	Halcion [see also 1504]
114	Amobarbital
115	Phenobarbital
116	Methaqualone, Sopor, Quaalude [see also 138]
117	Chloral hydrate, Noctec
118	Pentobarbital, Pentothal, Sodium pentothal, Thiopental
119	Secobarbital
120	Downers; OTHER Sedative, NOT OTHERWISE SPECIFIED
121	USED SEDATIVE, DON'T KNOW NAME
122	Over-the-counter sleep aid; not specified <OTC>
123	Unisom <OTC>
124	Yellow jackets
126	Sominex <OTC>
127	Nytol <OTC>
128	Nervine <OTC>
129	Reds
130	Promethazine
132	Sleepettes <OTC>
137	7-14
138	Mandrax, Mandrix [see also 116]
139	Black widows
142	Belladonna
145	Red devil(s)
146	Bentyl, Dicyclomine
152	Eskabarb
153	Luminal
154	Alurate
156	Sodium barbital

Code	Definition
157	Barbiturates
159	Octanox
163	Blue meanies
164	Yellow zombies
171	NyQuil <OTC>
172	Dream Ease <OTC>
173	Wafers
174	Ambien [see also 1501]
176	Melatonin <OTC>
177	Bean
179	Water tee [sic]
180	Tylenol P.M. <OTC>
181	Excedrin P.M. <OTC>
182	Melzone
184	Red and blues
186	Butalbital
187	Belladonna plant/flower/root, deadly nightshade
188	Prosom
189	Sonata, Zaleplon
190	Dormin <OTC>
191	Blues
194	Quiet World <OTC>
195	Lotusate, Talbutal
196	Simply Sleep <OTC>
197	Topamax
198	Seducaps
201	Valium [see also 2506]
202	Librium [see also 2507]
203	Limbitrol [see also 276]
204	Menrium
205	Serax [see also 2508]
206	Tranxene
207	Ativan [see also 2503]
208	Centrax
209	Xanax [see also 2501, 2502]
210	Paxipam
211	BuSpar [see also 2511]
212	Miltown [see also 220]
213	Equanil [see also 220]
214	Deprol
215	Vistaril [see also 2512]
216	Atarax [see also 2512]
217	Durrax

Code	Definition
219	SK-Lygen
220	Meprobamate
221	OTHER Tranquilizer, NOT OTHERWISE SPECIFIED
222	USED TRANQUILIZER, DON'T KNOW NAME
223	Methocarbamol
229	Librax
234	Flexeril [see also 2509]
237	Midazolam
242	Equagesic
246	Klonopin [see also 2504, 2505]
260	PCB
266	Verstran
268	Rohypnol, Flunitrazepam, roche, roofies
276	Limbitrol DS [see also 203]
278	Benzodiazepines
281	Blue ringer
288	Baclofen
290	Metaxalone, Skelaxin
296	Novoxapam
297	Cafia
301	Dexedrine
302	Dexamyl
303	Eskatrol
304	Benzedrine
305	Biphetamine
306	Desoxyn
307	Tenuate [see also 3505]
308	Tepanil
309	Didrex [see also 3504]
310	Plegine
311	Preludin
312	Ionamin
313	Adipex-P [see also 3507]
314	Pondimin, Fenfluramine
315	Voranyl
316	Sanorex
317	Mazanor
318	Ritalin [see also 3502]
319	Cylert
320	Dextroamphetamine
321	Methedrine
322	Methamphetamine ("ice" or "crank"), Meth [see also 3126]
323	Obedrin-L.A.

Code	Definition
324	Uppers; OTHER Stimulant, NOT OTHERWISE SPECIFIED
325	USED STIMULANT, DON'T KNOW NAME
326	White cross
327	Black beauties, black beauty
328	Pink hearts
329	Bird's eggs, robin's eggs, speckled eggs
330	Blue birds, blue jays, blue robins, speckled bird
331	Blancs, whites
332	Ephedrine
333	357 Magnum, Magnum 44 <OTC>
334	Crossroads, cross tops
336	Diet pills
337	White molly
339	Amphetamines, otherwise unspecified
341	Pink roses
342	Purple hearts
344	Bennies
345	Black molly
346	Marax
347	Phenylpropanolamine
348	Crystal
349	Phendimetrazine [see also 3506]
351	Cathinone, cat, khat, q'at
352	Lemons
353	No-Doz <OTC>
354	Vivarin <OTC>
355	Crystal meth
356	Dexies
357	Heart-shaped black pills
358	20/20
359	Criss cross
360	Rainbow speed
363	Bam(s)
364	Pseudoephedrine <OTC>
366	Duromine
368	Peanut butter crank
374	Christmas tree(s)
376	TAC
377	Albuterol
379	Hearts
380	Pink ladies
381	P.O.T.C.

Code	Definition
382	Footballs, pink footballs, purple footballs
383	Pre-Sate
384	Little crosses
385	Little pink ones
386	Herbal ecstasy
388	Pink lemon
390	Max Alert
394	Debs
395	Black cats
396	Black RJs, RJ8
398	Pink crosses
401	Darvon
402	Dolene
403	SK-65
404	Wygesic
405	Levo-Dromoran
406	Percodan
407	Demerol [see also 4511]
408	Dilaudid, Hydromorphone
409	Tylenol with Codeine, Tylenol 3, Tylenol 4
410	Phenaphen with Codeine, Phenaphen 3
411	Talwin
412	Talwin NX
413	Talacen
414	Propoxyphene
415	Codeine pills [see also 4506]
416	Anileridine
417	Morphine
418	Methadone [see also 4512]
419	Stadol, Stadol NS
420	OTHER Analgesic, NOT OTHERWISE SPECIFIED
421	USED ANALGESIC, DON'T KNOW NAME
422	Motrin
423	Percocet
424	Fioricet
425	Advil <OTC>
426	Fiorinal
427	Darvocet, Darvocet-N
429	Frost 222
430	Aspirin, Ecotrin, Empirin <OTC>
431	Tylox
432	Rufen

Code	Definition
433	Paregoric
434	Vicodin [see also 4501, 4502, 4503, 4504]
435	Tylenol, Tylenol Extra-Strength <OTC>
436	Bufferin <OTC>
438	Anaprox, Naprosyn, Naproxen, Naxen
439	222, Canadian 222
442	Ibuprofen
443	Diflunisal, Dolobid
444	Aspirin with Codeine, Empirin 3, Empirin 4
445	Norgesic Forte
447	Synalgos, Synalgos DC
450	Acetaminophen, including non-Tylenol brands <OTC>
453	Organidin with Codeine
454	Novocain, Procaine
455	Fiorinal with Codeine
457	T's and blues, tee's and b's, tops and bottoms
458	Mepergan, Mepergan Fortis
462	Norflex, Orphenadrine
465	Fentanyl [see also 4508, 4509]
466	Midol <OTC>
467	Tolectin
468	Excedrin <OTC>
469	Leritine
470	Cafergot
471	Butazolidin
472	Indocin, Indomethacin
473	Pyridium
476	Duradrin, Isocom, Midrin
477	Melumbrina, Neo-Melumbrina
478	Nogirtronia
480	Robitussin AC with Codeine
481	Acular, Dolac, Ketorolac tromethamine, Torradlo
487	Ariel
490	Nalbuphine, Nubain
491	PDR
495	Red cross
496	Ultram
498	Mefenamic acid, Ponstan, Ponstel
499	Aleve <OTC>
501	Gasoline or lighter fluids

Code	Definition
502	Spray paints
503	Other aerosol sprays
504	Shoeshine liquid, glue, or toluene; Super Glue; rubber cement; airplane or model glue; chemical glue
505	Lacquer thinner or other paint solvents
506	Amyl nitrite, "poppers," locker room odorizer, "rush," isobutyl nitrate, bolt
507	Halothane, ether, or other anesthetics; chloroform
508	Nitrous oxide, "whippets," dentist gas
509	Correction fluids, degreasers, cleaning fluids, Liquid Paper [see also 524], K2r spot remover, Typewash
510	OTHER Inhalant, NOT OTHERWISE SPECIFIED
511	Markers, felt-tip pens, ink pens, Sharpies
512	Incense
516	CHC, chlorofluorocarbon, Freon, refrigerant
517	Toluol
518	Acetone, nail polish remover
519	Helium
520	Old paint, paint
521	Propane [see also 525, 544]
522	Liquid TV (MTV), TV tuner, TV11Y
523	Matches
524	White-Out [see also 509]
525	Butane [see also 521, 544]
526	Nail polish
527	Phenyl nitrate
528	Whipped-cream can
529	Moth balls
531	Candy, powdered candy, sugar
533	Window sealant
534	Deodorant [see also 827]
536	Fire halt
537	Air horn, boat horn, condensed horn

Code	Definition
539	ScotchGard
540	PAM
541	Binaca
542	Brasso, lens cleaner, spirits of ammonia, smelling salts
543	Liquid oxygen, oxygen
544	Lighter gases, not specified [see also 521, 525]
545	Car tailpipe exhaust fumes, Carbon monoxide, CO, gasoline motor exhaust fumes
546	Leather protector, suede protector
548	Cologne, isopropanol vapors, rubbing alcohol, perfume
550	Methyl chloride
551	Oven cleaner
553	Pixie sticks
554	Insect killer (e.g., Raid)
555	Chillers
556	Energine
557	Hagwash [sic], Hogwash
558	Kool Aid
559	LOLOY
560	Dishwashing detergent, laundry detergent, soap
561	Amputee gas cleanser
562	Ban apple gas
563	Acetylene
564	Electric contact cleaner
565	Trichloroethane
566	Smoked tea from Lipton tea bag
567	Pertussin spray
568	Tally
569	Peganento
571	Black jack
572	Etam
573	Furniture polish
574	Tornado
576	C.A.T.
577	Rave runners
580	Medusa
582	WD-40
585	TCL
586	Carbon from empty soft drink bottle
587	Mineral ice
588	Antifreeze
589	Tire shine/tire cleaner

Code	Definition
590	Canned air, compressed air
591	Air brush propellant, air brush cartridge
592	Computer air duster, computer cleaner, dust-off, dust X
594	Starting fluid
595	Chlorine
596	Femo clay
597	Trichloronitrate
598	Ethylene dichloride
599	Potpourri
601	LSD (“acid”) [see also 618]
602	Peyote
603	Mescaline
604	Psilocybin (mushrooms), sclerotia, shrooms
605	PCP (“angel dust,” phencyclidine)
606	“Ecstasy” (MDMA), X-TC, “X”
607	OTHER Hallucinogen, NOT OTHERWISE SPECIFIED
609	Jimson weed
610	Crystal T
611	Greens
612	Happy stick, sherm, sherman, shermstick
613	Duckweed
614	MDA, Methylenedioxy amphetamine
615	Homemade drugs
616	DET, Dimethyltryptamine, DMT
617	Morning glory seeds, morning glory tendrils, ricea
618	Acid paper, blotter (acid) [see also 601]
619	Tic
620	Blue dragon
621	Red dragon
622	Microdot(s), green microdot, purple microdot
623	Mickey, mickey mouse club, mickey mousers
624	Orange sunshine, sunshine, yellow sunshine
625	Window, window pane, 4-way pane, 4-way
626	Jet fuel

Code	Definition
627	Hawaiian wood rose, Hawaiian Woodrose seeds
628	Hawaiian rosebud seed tea
629	Rocket Fuel
630	Black Owsley
631	Purple Owsley
633	Mr. Natural
634	Unicorn
635	Ginseng seeds, ginseng weed
636	DOM, STP
637	Purple haze
639	Nutmeg, Mace
640	Purple pyramid
642	Pink Floyd
643	Mount queen, queen
645	Thai stick
648	Designer drugs
650	Datura stramonium, daytura, thorn apple
651	Mellow Yellow
652	ALD-52
653	Cricket, cricketshit
654	Eve
655	Flying elephant
656	Mars
657	Orange barrel
658	Special K, Ketamine
659	Boat
660	Bufotenin ,Toad, toad licking
662	Kanepolin
663	Animal tranquilizer, horse tranquilizer
664	Purple fingers
665	Paniolis
666	Zonick
668	Yellow tiny pills
669	Stropharia
670	Monkey dust
672	Suncrush
673	Orange
674	Pee-pope
677	Skunk II
678	Banana peels
679	Hell bells
681	Lovely
682	Kif
686	Spider in my feet

Code	Definition
687	Spray
688	AMP
690	RID
691	Maximum impact
693	Lemon drops
695	Angel's trumpet, floripondio
698	2C-B, Bromo mescaline, Nexus
699	BOHA-49B
701	OTHER Opiates, NOT OTHERWISE SPECIFIED
702	Heroin
703	Opium, otherwise unspecified
704	Dope
705	Speedball (heroin + cocaine)
706	Smack
707	Black tar heroin
709	Poppy
710	Laudanum, opium tincture
711	Shirka
801	OTHER Drugs, NOT OTHERWISE SPECIFIED
802	THC, cannabiniol, marinol, tetrahydrocannabinol
803	Marijuana, MarrJane [sic], Mary Jane, MJ, pot, weed, hemp
804	Hashish
805	Cocaine, coca, cocaína, coke, perico, Coca
806	Crack, rock
807	Alcohol, beer, ethanol, EtOH, pink champagne
808	All of the ones I've tried
809	Pills
810	Freebase
812	Cigars
813	Cigarettes, tobacco (type unspecified)
814	Caffeine <OTC>
815	Coffee <OTC>
816	Smokeless tobacco, snuff, chewing tobacco
817	Hard stuff
818	Nicotine
819	Inderal, Propranalol
820	Penicillin
821	Amoxicillin, Ampicillin, Pentrexyl

Code	Definition
822	Rabbit tobacco
824	Steroids
825	Theo-Dur
826	Alupent
827	Aluminum chloride [see also 534]
828	Tetracycline
829	Robitussin DM <OTC>
830	Mad bull
831	Honey oil
832	Primo
833	Bone
834	Loveboat
836	Antabuse
837	Paris 400
840	Over-the-counter cough medicine (contents unspecified) <OTC>
841	Allerest <OTC>, Contac <OTC>
843	Antihistamine, cold medicine, cold tablets <OTC>
844	Blood pressure medication
846	Erythromycin
847	GHB, NSC, gamma hydroxybutyrate
848	Liquid vitamin, vitamin pills <OTC>
849	Monosodium glutamate (MSG) <OTC>
850	Slack
852	Formaldehyde, wak [sic], whack (embalming fluid)
854	Juice
857	Wicki stick
858	Antibiotic
865	Diuretics, water pills
866	Boomers
867	Boron
873	Contraceptives, Ferutal, Mircette, Ortho Novum,
874	Premarin
875	Buds
876	Glass
877	Methazolamide
880	Frios
881	YLOALE
883	Dextromethorphan hydrobromide <OTC>
884	Snow
885	Drixoral <OTC>

Code	Definition
886	Spanish fly
891	Famotidine, Pepcid
892	Carafate, Sucralfate
893	Estrogen
894	Depakene, Depakote, Valproic acid
895	Tagamet, Cimetidine
896	Catapres, Clonidine
897	Synthroid, Levothyroxine
898	Propylene
899	Bromophen
900	Not a drug
900	Non-drug reason given for a drug
1001	Benadryl, Diphenhydramine <OTC>
1003	Donnatal
1004	Valerian <OTC>
1005	Imovane, Zopiclone
1006	Oxcarbazepine, Trileptal
1007	Robitussin P.M. <OTC>
1008	Rohr 714, Rorer 714
1009	Mogadon
1010	Diprivan
1011	Eszopiclone, Lunesta
1012	Brevital
1013	Ambien CR
1014	Tylenol Flu Nighttime <OTC>
1015	Wild lettuce
1016	Phenazepam
1017	Rozerem
1018	Advil PM <OTC>
1019	Donormyl <OTC>
1022	Atropine
1023	Relaxen <OTC>
1024	Homemade sedative
1025	Acetaminophen P.M., including non-Tylenol brands <OTC>
1026	Moon drops <OTC>
1027	ZzzQuil <OTC>
1028	Dormidina
1029	Sleep-Eze <OTC>
1030	Alteril <OTC>
1031	Zolfresh
1032	Aleve P.M. <OTC>
1033	Promethazine DM
1034	Topiramate
1501	Zolpidem [see also 174]

Code	Definition
1502	Flurazepam [see also 111]
1503	Temazepam [see also 112]
1504	Triazolam [see also 113]
2001	Soma [see also 2510]
2002	Muscle relaxers
2003	Zanies, zannies, zans, zany bars
2004	Bromazepam, Lexillum, Lexomil, Lexotan, Lexotamil
2006	Chlorzoxazone
2007	R2
2008	747
2009	Inapsine
2010	Buscopan, Espacil
2013	Hyoscyamine, Levsin
2014	Robaxisal
2015	Flexodin
2016	Xanax XR
2017	Motival
2018	4 Bar, Quad Bar
2019	Soma Compound
2022	Tetrazepam
2023	Tandrilax
2024	Muscoril, Myoril, Neoflax, Thiocolchicoside
2025	Clobazam
2026	Sedoxil
2027	Homemade tranquilizers
2028	Maolate, Chlorphenesin, Musil
2029	Etizolam
2030	Versed
2031	Rovotril
2032	Flualprazolam
2033	Chlorodiazepam. Diclazepam
2501	Alprazolam [see also 209]
2502	Xanax bars [see also 209]
2503	Lorazepam [see also 207]
2504	Clonazepam [see also 246]
2505	Clonazepam product, otherwise unspecified [see also 246]
2506	Diazepam [see also 201]
2507	Chlordiazepoxide HCl [see also 202]
2508	Oxazepam [see also 205]
2509	Cyclobenzaprine [see also 234]
2510	Carisoprodol [see also 2001]
2511	Buspirone [see also 211]
2512	Hydroxyzine [see also 215, 216]

Code	Definition
3001	Brown and clear
3002	Pep ups
3003	Primatene tablets <OTC>
3004	Black Cadillac
3006	Green amps
3007	Nasal inhalant
3008	Miniwhites
3009	Ephedrone, Methcathinone
3010	KOOD12
3011	Escalation
3012	Stud 100, stud the rock
3013	Tweek
3014	Uptime
3015	Fen-Phen (fenfluramine and phentermine)
3017	Dayquil <OTC>
3018	Up-johns
3019	Peppies
3020	White powder
3021	Blue balls
3023	Adderall
3024	Yohimbe
3025	Moles [sic]
3027	Energy pills
3028	Blackbirds
3029	Soccerballs
3030	Red hearts
3031	Brethine, Bricanyl, Terbutaline
3032	Heads up
3033	Metabolife <OTC>
3034	Speckleberry
3035	Blacks
3036	Ripped fuel <OTC>
3038	Obenil
3039	Theophed
3040	Hyper pills
3041	Desbutal
3042	30-30
3043	Brown bodies
3044	Caffeine pills <OTC>
3045	Stay awakes <OTC>
3047	Sudafed <OTC>
3048	Diet Pep <OTC>
3049	Truck driver's speed
3050	Mini thins
3051	Betel nut, beetlenut
3052	Speed; otherwise unspecified

Code	Definition
3053	Maxair, Pirbuterol
3054	Up your gas <OTC>
3055	Clenbuterol
3056	Xenadrine <OTC>
3057	Diet Fuel <OTC>
3058	Metabolift <OTC>
3059	Metabolize and Save <OTC>
3060	Hydroxycut <OTC>
3061	Metab-O-Lite <OTC>
3062	Homemade stimulants
3063	Dymetadrine <OTC>
3064	Ephedra, Ma Huang
3065	MA-300 <OTC>
3066	Alert Blue and Clear <OTC>
3068	Mini Two-way Action <OTC>
3069	DextroStat
3070	Synatan
3071	Adipokinetix <OTC>
3072	Purple Blast <OTC>
3073	Over-the-counter diet pill; otherwise unspecified <OTC>
3074	Stay Trim <OTC>
3075	Inibex
3076	Norephedrine <OTC>
3077	Concerta
3078	Blue and clears
3080	Meridia, Sibutramine
3081	P2P, Phenyl-2-propanone
3082	Fat burner; not otherwise specified
3083	Redotex
3084	Cartwheels
3085	Thermo Carb <OTC>
3086	Adderall XR
3088	Super Stingers <OTC>
3089	Christina, Tina
3090	Provigil [see also 3508]
3091	Black bombers
3092	Metadate CD
3093	Supercaps
3094	Focalin [see also 3503]
3095	LoCarb Turbo <OTC>
3096	Yaba
3097	Bamadex
3098	Zantrex 3 <OTC>
3099	Asenlix, Clobenzorex
3100	Over-the-counter stimulant; not otherwise specified <OTC>

Code	Definition
3101	Dexitac Stay Alert Stimulant. <OTC>
3102	Methylin
3103	RedLine. <OTC>
3104	Slimquick. <OTC>
3105	Affinato
3106	Sedalmerck
3107	Guarana. <OTC>
3109	Dietrex <OTC>
3110	Dexfenfluramine, Redux
3111	Vyvanse
3113	Levophed bitartrate, Norepinephrine
3114	Ritalin LA, Ritalin SR
3115	Isometheptene
3116	MCAT, Mephedrone
3117	Methedrone
3119	MDPV, Methylenedioxypropylamphetamine
3120	DetoxaTrim <OTC>
3122	Nuvigil
3123	Adrafinil, Olmifon
3124	Focalin XR
3125	3, 4-Ethylenedioxy-N-methylamphetamine, EDMA, MDMC
3126	Pervitin [see also 322]
3127	4-FMA, 4-Fluoromethamphetamine
3128	Jet-Alert <OTC>
3129	JavaSLIM green coffee extract <OTC>
3130	IFA-Norex
3131	5-MAPB
3132	4-FA, 4-Fluoroamphetamine, 4-FMP
3133	5-APB
3134	SuperHD <OTC>
3135	Evekeo
3136	4-MEC, 4-Methylethcathinone
3137	3-Fluorophenmetrazine, 3-FPH, 3-FPM, PAL-593
3138	2-CA, 2-Chloroamphetamine
3187	Greenies
3188	Anorex, Leptoprin <OTC>
3189	BetaLean <OTC>
3190	Primatene Mist <OTC>

Code	Definition
3501	Amphetamine/dextroamphetamine salts
3502	Methylphenidate [see also 318]
3503	Dexmethylphenidate [see also 3094]
3504	Benzphetamine [see also 309]
3505	Diethylpropion [see also 307]
3506	Bontril [see also 349]
3507	Phentermine [see also 313]
3508	Modafinil [see also 3090]
4001	Actron, Ketoprofen, Orudis, Oruvail
4002	Imitrex, Sumatriptan
4005	Etodolac, Lodine
4007	Happy pills
4008	Brown gel pills
4009	Smilies
4011	Atretol, Carbamazepine, Carbatrol, Epitol, Tegretol
4013	Fenoprofen, Nalfron
4018	Nuprin <OTC>
4022	Buprenex
4023	Pamprin <OTC>
4024	Reynol [sic]
4025	Viserol [sic]
4026	Ventrex [sic]
4027	Rorer
4028	Arthrotec
4029	Feldine, Piroxicam
4030	Triple "S"
4031	Cough syrup/medicine with Codeine
4033	Vicoprofen
4034	Lilly red
4035	Nabumetone, Relafin
4036	Stagesic
4037	MS Contin [see also 4507]
4038	Propacet
4039	Daypro, Oxyprozin
4040	Ridaura
4041	Maxalt
4042	M-33
4043	Tramadol
4044	Hydrocodone
4045	Dolgic, Phrenilin Forte, Sedapap
4046	Oxycodone [see also 4505]
4047	Roxicet

Code	Definition
4048	Motrin IB <OTC>
4049	Headache power <OTC>
4050	Percogesic <OTC>
4051	Celebrex
4052	Endocet
4053	Codydramol
4054	Zomax
4055	Vioxx
4056	Cataflam, Diclofenac, Voltaren
4057	Mejoral
4058	Totem poles
4059	Zomig, Zolmitriptan
4060	Ansaid, Flurbiprophen, Majezik
4061	Oramorph SR
4062	Iophen-C Liquid
4063	Naprelan
4064	Epidrin
4065	Roxicodone
4067	OxyContin
4068	Roxilox
4069	Benflogin
4070	Flexagen <OTC>
4071	Syncol
4072	Oxycet
4073	Temgesic
4074	Provil <OTC>
4075	Disalcid, Salflex, Salsalate
4076	Over-the-counter pain reliever; not otherwise specified <OTC>
4077	Tee's
4078	Spasmoproxyn
4079	Anbesol <OTC>
4080	Morphidex
4081	Avamigran
4082	Analgin, Dipyron, Metamizol, Metamizole, Novalgin, Prodolin
4083	Ultracet
4084	Aktren
4085	Advil Migraine <OTC>
4086	Parafon Forte
4087	Torbugesic/Torbutrol (veterinary butorphanol) [see also 419]
4088	Synthetic heroin
4089	Brompton's solution/mixture
4090	Dorixina
4091	K4
4092	Pain reliever lotion, rub; not specified

Code	Definition
4093	Tylox, Solpadeine
4094	Tombstones
4095	Dihydrocodeine
4096	Bextra, Valdecoxib
4097	Tussionex
4098	Banamine
4099	Anacin <OTC>
4100	Excedrin Migraine <OTC>
4101	Myprodol
4102	Meloxicam, Mobic
4103	Terpin Hydrate with Codeine
4104	Dolo-Neurobion
4105	Hydrocodone with APAP; otherwise unspecified
4106	Atroveran
4107	Panlor
4108	Homemade analgesics
4109	Suboxone
4110	Avinza
4111	Clinoril, Sulinac
4112	Saridone
4113	Cosanyl
4114	Nimesulide
4115	Pantopon
4116	Phenergan with Codeine, promethazine with Codeine
4117	Oxy-IR
4118	Sufenta, Sufentanil
4119	Buprenorphine
4120	Opana [see also 4510]
4121	Dorflex
4122	Combiflam
4123	Dolorex
4124	Relpax
4125	Hycodan, Hydromet, Tussigon
4126	Panafen Plus
4127	Panadeine
4128	Ibuprofen 200 mg/Children's ibuprofen <OTC>
4129	Naproxen Sodium 220 mg <OTC>
4130	Dalgan, Dezocine
4131	Diconal, Dipipanone
4132	Embeda
4133	Tramadol extended release
4134	Ultram ER
4135	Arcoxia, Etoricoxib
4136	Sedalmex <OTC>
4137	Nucynta, Tapentadol

Code	Definition
4138	Sprix
4139	Bute tabs, Phenylbutazone
4140	Opana ER (extended release)
4141	Alfenta, Alfentanil
4142	Remifentanil
4143	Vicotuss
4144	Bancap HC
4145	Daprisal
4146	Traumeel <OTC>
4147	Bio Electro pain reliever <OTC>
4148	Butrans transdermal system/patch
4149	Pain patch, otherwise unspecified
4150	Subutex
4151	Acetaminophen; more than max dosage reported <OTC>
4152	Flanid
4153	Morphine extended release
4154	Musflex <OTC>
4155	Numorphone
4156	Apronax
4157	Profinal
4158	Naratriptan
4159	Aspirin and caffeine tablets/pills <OTC>
4160	Hysingla ER
4161	U-47700
4162	Oxymorphone extended release
4501	Lortab [see also 434]
4502	Norco [see also 434]
4503	Lorcet [see also 434]
4504	Anexsia [see also 434]
4505	Oxycodone product, otherwise unspecified [see also 4046]
4506	Codeine, not in pill form [see also 415]
4507	Kadian [see also 4037]
4508	Duragesic [see also 465]
4509	Sublimaze [see also 465]
4510	Oxymorphone [see also 4120]
4511	Meperidine [see also 407]
4512	Dolophine [see also 418]
5001	Bleach
5003	Methane
5004	Ink print, paper
5005	Cobra rush
5006	Brake fluid
5007	Fly nap

Code	Definition
5008	R-R
5011	Ozone
5012	Negros
5013	Lebel 12
5014	Spray O Buzz
5015	MCH
5016	Masking tape, tape adhesive
5017	Oil, lubricant, grease; otherwise unspecified
5018	B-12 (Spanish)
5019	Melted plastic
5020	Wet cement
5021	Octane booster
5022	Carbon dioxide, CO ₂ , CO ₂ tank, cryogenic cleaning spray, dry ice blasting, dry ice hits
5023	Double eagle
5024	Candle, citronella candle
5025	Lime salt
5026	Silly putty
5027	Benzene
5028	Carburetor cleaner, engine cleaner
5029	Floor wax
5030	Polyurethane spray
5031	Naphtha
5032	Nitrogen
5033	Sur-noxem
5034	Hippie crack
5035	Brake cleaner
5036	Wart remover
5037	Wood filler, wood putty
5038	Tywall
5039	Acetate
5040	Methanol, wood alcohol
5042	Fuels other than gasoline
5043	Carbona
5044	Powdered cleansers; e.g. Ajax, Comet, Boraxo
5045	Cleaner; not otherwise specified
5046	Glass/window cleaner
5047	Tetrafluoroethylene
5048	MEK, Methyl ethyl ketone
5049	Hand sanitizer; contents unspecified
5050	Burned rubber
5051	Hair chemicals
5052	Silly String

Code	Definition
5053	Electric parts cleaner, electronics cleaner
5054	Gum freezer, gum remover
5055	PVC
5056	Eucalyptus oil
5057	Argon
5058	Sealers/sealants; type unspecified
5059	Transmission fluid
5060	Crayons
5061	Lip balm, lip gloss
5062	Amazing Elastic Plastic
5063	Drano/drain cleaner; aerosol unspecified
5064	Erasers
5065	Nail polish dryer, quick drying treatment for nails
5066	Simply Green
5067	Wet Ones wipes
5068	Smoke from a fire
5069	Febreze
5070	Silicone
5071	Purell
5072	Air blast
5073	Goof off
5074	Floor wax stripper
5075	Pine-sol
5076	Water/stain repellent; type unspecified
5077	Resistol
5078	Axe body spray
5079	Shellac
5080	Tetrachloroethene
5081	Photographic development fluid
5082	Chalk dust
5083	Ethyl chloride
5084	Dry cleaning fluid/solvent
5085	Toilet bowl hook-ons
5086	Dry Fab
5087	Tennis balls, ping pong balls
5088	Jungle juice
5089	Tattoo Goo Color Guard Spray
5090	PVC Cleaner
5091	Germ-X
5092	Burning/ignited permanent marker
5093	Goo Gone
5094	Scotch Brite
5095	"The Works" shower cleaner
5096	Hemp rope

Code	Definition
5097	Lysol; aerosol unspecified
5098	Axe/Axe deodorant; aerosol unspecified
5099	HydroCide
5100	TCE, Trichlorethylene
5101	Difluoroethane
5102	Xylene; otherwise unspecified
5103	Shoe dye
5104	Shoe cleaner; otherwise unspecified
5105	Sulfur; otherwise unspecified
5106	Carbon tetrachloride
5107	Alcanfor, camphor
5108	Tag body spray
5109	Tinactin antifungal spray
5110	Graffiti eraser
5111	Homemade napalm
5112	Lotion (body, hand); contents unspecified
5113	Disinfectant; contents unspecified
5114	Green gas propellant
5115	Polish; contents unspecified
5116	Vinegar
5117	Turpentine
5118	Spray adhesive
5119	Battery acid
5120	Ignition spray
5121	Tetrafluoroethane
5122	Leather cleaner
5123	Fixative
5124	Bromine
5125	Difluoromethane
5126	Rubber rejuvenator
5127	Airsoft propellant
5128	Floor sealer
5129	Smoke bomb
5130	Glow stick
5169	Baking soda
5131	Hunting/fishing deodorizer
5132	Chewing gum remover
5133	Air conditioner cleaner
5134	Cosmetics/makeup
5135	Rubber roof remover
5136	WariActiv
5137	Handi Wipes
5138	Glade Plugins
5139	Hydrazine hydrate
5140	Rat shampoo

Code	Definition
5141	Gun smoke, gun powder
5142	Dryer sheets, fabric softener
5143	Toilet bowl cleaner
5144	Tires
5145	Phosphorus
5146	Rocol PR Spray
5147	Glycerin
5148	Hand sanitizer/cleaner; alcohol-based
5149	Sanitizer; type unspecified
5150	Nail strengthener
5170	Baby powder
5171	Mouthwash
5172	Shampoo
5173	Tire inflator/sealer; aerosol unspecified
5174	Belt dressing
5175	Acetylene chloride
6001	Collapsing little birds
6003	Cocahina
6004	Hallucinogen seeds
6005	Sassafras, Sassafras tea
6006	Super X
6007	Bathtub
6008	8-Ball
6010	Atrepabelladona (flower)
6012	Cloud 9, cloud 13
6013	Lion's tail, wild dagga
6014	Indo
6015	Crysta
6016	Nas
6017	Meesha
6019	Black dust, black duct [sic]
6021	Snake bite kit (anti-venom)
6022	Tequila worm, agave worm
6023	Euphoria
6024	Blue Jesus
6025	Yellow jell
6026	KJ
6027	Judyfly
6028	Laced flower
6029	DXM
6030	Root
6031	Strychnine
6032	TSP
6033	Ramstein
6034	Pigface

Code	Definition
6035	Campana (flower)
6036	Coco weed
6037	Fry
6038	Triples, trips
6039	Blue Hawaii
6040	Dank
6041	Leaky leak
6042	Super K
6043	Diviner's sage, Salvia divinorum
6044	Gel caps, gel tabs
6045	Blackboards
6046	Aquafoot
6047	Water
6048	Dex
6049	Locoseeds, locoweed seeds
6050	High roller
6051	Tryptamine, not otherwise specified
6052	Acrylic resin
6053	Toothpicks
6054	Spiny apples
6055	Liberty caps
6056	Wet
6057	Silk
6058	Purple life
6059	Satan flower
6060	Ololuhqui
6061	5-MeO-DMT
6062	Madderwort, wormwood
6063	Foxglove
6064	Marigold buttons
6065	3CPO
6066	Purple rain
6067	Venus
6068	Blue ice
6069	Peach
6070	DTP
6071	Sinicuichi
6072	JUNO
6073	Rolls
6074	LSA
6075	Trinity
6076	Lemon 714
6077	San Pedro
6078	Trumpet flowers/seeds; type unspecified
6079	Sugar cubes
6080	Purple passion

Code	Definition
6081	Shabu
6083	CCC, "Triple C," C3 <OTC>
6084	Devil dust
6085	Dips
6086	Flakes
6087	Ibogaine
6088	Brugmansia
6089	Cake
6090	Heaven
6091	Ergot, rye mold
6092	TCP
6093	Mitsubishi
6094	Mushrooms, specifically not psilocybin
6095	Super cool, super kool
6096	Bananadine
6097	Banana slug slime
6098	Dust; not otherwise specified
6099	Kathmandu Temple Kiff
6100	2C-T-7, T7, blue mystic
6101	Alice in Wonderland
6102	Absinthe
6103	Ayahuasca, Yage, Yahe
6104	Tish
6105	Alpha-methyltryptamine, AMT, IT-290, 3-IT
6106	Paramethoxyamphetamine, PMA
6107	Ambrosia
6108	Gorilla biscuits
6109	2, 5-Dimethoxyamphetamine, DMA
6110	Mad dog
6111	Syrian rue
6112	2C-T-2
6113	Candy flip
6114	Molly; not otherwise specified
6115	Foxy
6116	Nepenthes
6117	Dragon (with color; not blue/red)
6118	Adrenochrome
6119	Scoop
6120	Lucky seven
6121	Cactus; specifically not peyote
6122	MMDA
6123	Mighty Quinn
6124	Mormon tea

Code	Definition
6125	MDE, MDEA, 3,4-Methylenedioxy-N-Ethylamphetamine
6126	2,5-Dimethoxy-4-iodophenethylamine, 2C-I
6127	Skittles
6128	Henbane
6129	Beaner
6130	5-MeO-DiPT, foxy methoxy
6131	Mandrakes
6132	Amanita mushrooms, fly agaric, Muscimol
6133	Acorus calamus, sweet flag
6134	Anadenanthera colubrina, cohoba, vilca, yopo
6135	5-MeO-AMT
6136	Spook
6137	Harmaline
6138	2,5-Dimethoxy-4-ethylphenethylamine, 2C-E
6139	2,5-Dimethoxy-4-chlorophenethylamine, 2C-C
6140	MiPT, N-Methyl-N-isopropyltryptamine
6141	Dipropyltryptamine, DPT
6142	Snake venom
6143	2C-X
6144	Di-isopropyl-tryptamine, DiPT
6145	Scooby snacks
6146	5-MeO; otherwise unspecified
6147	Phenethylamines; otherwise unspecified
6148	Mimosa tree bark
6149	Tiletamine
6150	Mantis root
6151	Matrix
6152	Cigarette dipped in embalming fluid
6153	Asthmador
6154	2,5-Dimethoxy-4-methylphenethylamine, 2C-D
6155	5-MeO-T, 5-Methoxytryptamine
6156	TMA, Trimethoxyamphetamine
6157	Taters
6158	Mulberry seeds/plant
6159	2,5-Dimethoxy-4-methylthiophenethylamine, 2C-T
6160	Wacky Weed

Code	Definition
6161	Thujone
6162	4-MeO-DMT
6163	Devil's trumpet
6164	Tenocyclidine
6165	PMMA, Paramethoxymethamphetamine
6166	BZP, Benzylpiperazine
6167	4-HO-DMT, Psilocin
6168	2,5-Dimethoxy-4-iodoamphetamine, DOI
6169	2,5-Dimethoxy-4-chloroamphetamine, DOC
6170	Moonflower/pod; otherwise unspecified
6171	4-Acetoxy-N,N-dimethyltryptamine, 4-AcO-DMT
6172	2,5-Dimethoxy-4-(2-fluoroethylthio) phenethylamine, 2C-T-21
6173	2,5-dimethoxy-4-bromoamphetamine, Brolamfetamine, DOB
6174	bk-MDMA, Methylone
6175	4-Hydroxy-N,N-diisopropyltryptamine, 4-HO-DiPT, Iprocin
6176	3C-Bromo-Dragonfly, DOB-Dragonfly
6177	4-Acetoxy-DiPT, 4-Acetoxy-N,N-diisopropyltryptamine
6178	4-Acetoxy-DMT
6179	4-HO-HiPT, 4-HO-MiPT, 4-Hydroxy-MiPT, 4-Hydroxy-N-methyl-N-isopropyltryptamine
6180	2C-BCB, TCB-2
6181	4-HO-MET, 4-Hydroxy-N-methyl-N-ethyltryptamine
6182	2C-P, 4-Propyl-2,5-dimethoxyphenethylamine
6183	5-MeO-DALT, N,N-diallyl-5-methoxytryptamine
6184	Orange peels
6185	25I-NBOMe, BOM-CI, Cimbi-5, NBOMe-2C-I
6186	3-MeO-2-Oxo-PCE, MXE, Methoxetamine
6187	Mugwort
6188	25B-NBOMe, NBOMe-2C-B
6189	25C-NBOMe, NBOMe-2C-C

Code	Definition
6190	2, 5-Dimethoxy-4-fluorobenzaldehyde, 2C-F
6191	CI-400, Eticyclidine, PCE
6192	5-MeO-MiPT, 5-methoxy-N-methyl-N-isopropyltryptamine
6193	Fungus; otherwise specified
6194	MDMA derivative; otherwise unspecified
6195	LSZ, Lysergic acid 2,4-dimethylazetidide
6196	Changa
6198	5,6-methylenedioxy-2-aminoindane, MDAI
6199	LAH, LSH, Lysergic acid hydroxyethylamide
6200	6-allyl-6-nor-LSD, AL-LAD
6201	4-HO-DET, 4-Hydroxy-N,N-diethyltryptamine, CZ-74, Ethocin
6202	4-Acetoxy-MET, 4-AcO-MET, Metacetin
6203	NBOMe; otherwise unspecified
6204	Hallucinogen from toothpaste
6205	Owsley, white owsley
6206	Blue Egyptian lotus, blue lotus
6207	2C-B-Fly, 2C-Bromo-Fly
6208	3-Methoxyphencyclidine, 3-MeO-PCP
6209	1P-LSD
6210	Beta-keto 2C-B, Bk-2C-B
6211	6-MAPB
6212	3-Mephedrone, 3-Methylmethcathinone, 3-MMC
6213	Synthetic LSD/acid; otherwise unspecified
6214	Synthetic mescaline; otherwise unspecified
6215	Synthetic mushrooms; otherwise unspecified
6216	4-Acetoxy-N-methyl-N-isopropyltryptamine, 4-AcO-MiPT

Code	Definition
6217	25D-NBOMe, NBOME-2C-D
6218	2,3,4-Trimethoxyamphetamine, TMA-2
6219	Hallucinogenic honey; type unspecified
6220	ETH-LAD
6221	Amatoxin-containing mushrooms; otherwise unspecified
6222	Jekem, Jenkem
6223	3-HO-PCP, 3-Hydroxyphencyclidine
6224	Red canary grass
6225	DCK, Deschloroketamine
6226	E-EAPB
6227	4-Acetoxy-N,N-Diethyltryptamine, 4-AcO-DET
6501	Ketaset [code 280 prior to 2015]
8001	Robitussin elixir
8002	Zantac
8003	Yesca
8004	Guaifenesin
8005	Imodium AD <OTC>
8006	Laxative <OTC>
8007	Gabapentin, Neurontin
8008	Antidepressant; type unspecified
8009	Allergy pills/antihistamine; type unspecified
8010	Zyrtec, Cetirizine <OTC>
8011	Herb, flower, plant; type unspecified
8012	Coriciden <OTC>
8013	Maalox <OTC>
8014	Throat spray/lozenge; type unspecified <OTC>
8015	Bengay <OTC>
8016	Icy Hot <OTC>
8017	Buscapina
8018	Claritromicina
8019	Azithromycin, Z-pack, Zithromax
8020	Allegra, Altiva
8021	Cipro, Ciprofloxacin, Cliloxam
8022	Creatine <OTC>
8023	Myoflex <OTC>
8024	Asthma inhaler, asthma medication, bronchial dilators
8025	Alavert D, Claritin D, or similar <OTC>

Code	Definition
8026	Powder
8027	Alavert, Claritin, Loratadine <OTC>
8028	Bactine <OTC>
8029	Flexall <OTC>
8030	Tums <OTC>
8031	Sugar pills
8032	Prilosec, Mopral
8033	Heart medication; type unspecified
8034	Nutri-calm <OTC>
8035	Prednisone
8036	Norvasc
8037	Thermochrome 5000 <OTC>
8038	Coldact
8039	Kaopectate <OTC>
8040	Trioxsalen
8041	Garlic, garlic oil, garlic tablets <OTC>
8042	Alka Seltzer <OTC>
8043	Accolate
8044	Cephelaxin, Keflex
8045	Gas-X, Mylicon <OTC>
8046	Slim Fast <OTC>
8047	Pepcid AC <OTC>
8048	Theophylline
8049	Sorbitol
8050	Tavist D <OTC>
8051	Sinex <OTC>
8052	Bactrim, Septra
8053	Dristan <OTC>
8054	Beclovent, Beconase, Venceril
8055	Flonase
8056	Vicks VapoRub/inhaler <OTC>
8057	Natacyn, Natamycin ophthalmic
8058	Cough medicine/syrup; type unspecified
8059	Peroxyl <OTC>
8060	Blue nitro
8061	Entex LA
8062	Mylanta <OTC>
8063	Heparin
8064	Triaminic <OTC>
8065	Tylenol Cold Medication <OTC>
8066	Sildenafil, Viagra
8067	Testosterone
8068	Hemorrhoid cream
8069	Decadron, Dexamethasone
8070	Advil Cold and Sinus <OTC>

Code	Definition
8071	Augmentin
8072	Deca-Durabolin, Nandrolone decanoate
8073	Deconamine
8074	Fansidar
8075	Effergin <OTC>
8076	Sanzolol, Stanazolol, Winstrol
8077	Azmacort
8078	Vitamin K
8079	Insulin
8080	Depotrone
8081	Primobolan
8082	Robinul
8083	Testosterone cyprionate
8085	Anti-psychotics/schizophrenic; type unspecified
8086	Provera
8087	Benzocaine
8088	Dianabol
8089	Sustanol <OTC>
8090	Sustanon, Sostanon
8091	Benzedrex <OTC>
8092	Decaderm
8093	Stacker 2, Stacker 3, <OTC>
8094	Pepto Bismol <OTC>
8095	Over-the-counter asthma pills; not specified <OTC>
8096	Thermicore <OTC>
8097	Tizanidine, Zanaflex
8098	Potassium chloride
8099	Somatech
8100	Kava Kava <OTC>
8101	Colace <OTC>
8102	Nasacort <OTC>
8103	Testosterona 200, Testosterone 300
8104	Thermadrene <OTC>
8105	Sustiva
8106	Methoxy-7 <OTC>
8107	Diovan, Valsartan
8108	Atenonol
8109	Apple cider and vinegar pills <OTC>
8110	Over-the-counter drug/pills; type unspecified <OTC>
8111	Silver chloride
8112	hCG, Human Chorionic Gonadotropin

Code	Definition
8113	Test 250, Test 400 <OTC>
8114	Lidocaine
8115	Vicks 44 <OTC>
8116	Herbal Ease <OTC>
8117	Hydrocortisone
8118	Smoking; not otherwise specified
8119	Regal medicated oil
8120	Difulcan
8121	Invirase
8122	Trenbol
8123	Tylenol Sinus <OTC>
8124	Deca-diabolin
8125	Comtrex <OTC>
8126	Valtrex
8127	Damiana <OTC>
8128	Glucosamine <OTC>
8129	Equipoise, Equipoise
8130	Zantac 75 <OTC>
8131	Acacia Gum, carbisol <OTC>
8132	D-bol, Liquid D-bol
8133	Mega Teen <OTC>
8134	Glucophage, Metformin
8135	Verapamil
8136	Montekulast, Singulair
8137	5-HTP, 5-Hydroxytryptophan <OTC>
8138	Chlorphenamine maleate, Chlorpheniramine maleate, Piriton <OTC>
8139	Chloroquine, Nivaquine
8140	Anamine
8141	Gamma butyrolactone, GBL
8142	Conex Plus
8143	Mycelelex
8144	Clarinox, Desloratadine
8145	Cooking extracts (vanilla, lemon, etc.) <OTC>
8146	Tabcin <OTC>
8147	Tylenol Flu <OTC>
8148	Met-Rx <OTC>
8149	Desenfriol <OTC>
8150	Biolex wound gel <OTC>
8151	Flu shot; otherwise unspecified
8152	Thermogenics; otherwise unspecified <OTC>
8153	Nexium
8154	Beta Blocker; otherwise unspecified

Code	Definition
8155	Telithromycin
8156	Flumethasone
8157	Colirio
8158	Lipitor
8159	Loperamide, Virola
8160	Eprosartan, Teveten
8161	Echinacea <OTC>
8162	Prevacid
8163	Ditropan
8164	Testosterone propionate
8165	Anavar
8166	White girl
8167	T3, Tri-iodothyronine
8168	Fluoride
8169	TheraFlu <OTC>
8170	Muscle stimulator spray; contents unspecified
8171	Dietary supplements; otherwise unspecified
8172	Cortisone
8173	Chlorhexidine, Exidine
8174	Betadine, Efodine, Iodine <OTC>
8175	CortiSlim <OTC>
8176	TrimSpa <OTC>
8177	Face/body cleanser; contents unspecified
8178	Norateen
8179	Artemesia
8180	Avonex
8181	Corgard
8182	Clindamycin
8183	St. John's Wort <OTC>
8184	Ondansetron, Periset, Zofran
8185	Pro Plus <OTC>
8186	Lomotil
8187	Xylocaine
8188	Anadrol
8189	Furosemide, Lasix
8190	Benegal
8191	L-Dopa
8192	Delsym, Dextromethorphan polistirex <OTC>
8193	Pertussin <OTC>
8194	Afrin <OTC>
8195	Anti-seizures; type unspecified
8196	Hirudoid
8197	Chronic
8198	Handle bars

Code	Definition
8199	Neurobion
8200	Dan(s), Dan Dan(s); no other information
8201	Watson(s); no other information
8202	Intal
8203	Bar; otherwise unspecified
8204	Phloroglucinol, Spasfon
8205	Tylenol Allergy <OTC>
8206	Delatestryl, Testosterone enanthate
8207	Terpin Hydrate
8208	Romilar, form unspecified
8209	Red Bull Energy Drink <OTC>
8210	Mylan(s); no other information
8211	Precose
8212	Finaplix Gold, Trembolona QV75, Trenbolone
8213	Ranitidine
8214	Robo, Robo tripping
8215	Yager's liniment <OTC>
8216	Red Dawn GHR Release <OTC>
8217	Anti-diarrhea medication; type unspecified
8218	Attention deficit disorder meds; type unspecified [added in 2006; changed to code 8229 beginning in 2007]
8219	A & D ointment <OTC>
8220	Lavender <OTC>
8221	Omnadren
8222	Protein-based weight gain product, type unspecified
8223	Chocolate
8224	Oxytocin, Pitocin, Syntocinon
8225	Cymbalta, Duloxetine
8226	Bitrex
8227	Sativa; otherwise unspecified
8228	Boldo
8229	ADHD/ADD medication; otherwise unspecified
8230	Advair
8231	Tussin medication, no other information
8232	Rat/rodent poison; contents unspecified
8233	Keppra, Levetiracetam
8234	Lamisil
8235	Benzonatate, Tessalon
8236	Lyrica, Pregabalin

Code	Definition
8237	Kratom
8238	Decongestant; type unspecified
8239	Drotaverine, Drotin
8240	Lamictal, Lamotrigine
8241	Chemotherapy; drug unspecified
8242	Albucid
8243	Guaifexen
8244	Superdrol <OTC>
8245	Human growth hormone (HGH)
8246	Phenoxy
8247	Abilify, Aripiprazole
8248	Nano Vapor <OTC>
8249	DMG, N,N-Dimethylglycine HCl <OTC>
8250	Boldenone
8251	Orange oil
8252	Humatrope
8253	Pancof
8254	Green hornet
8255	Sulfuride
8256	Phenylephrine <OTC>
8257	Hoodia product/supplement <OTC>
8258	Vivonex <OTC>
8259	Rolaids <OTC>
8260	Dextromine <OTC>
8261	Chlorophyll <OTC>
8262	Green tea/green tea supplement <OTC>
8263	Stimulin <OTC>
8264	Lipozene <OTC>
8265	Apresoline, Hydralazine
8266	Alka Seltzer Plus <OTC>
8267	Quinine
8268	Protonix
8269	Acai berry supplement (pill, powder, liquid) <OTC>
8270	No-Xplode <OTC>
8271	Catnip <OTC>
8272	Tri Tren 150, Triple Trenbolone Blend
8273	Goofballs
8274	Terramycin
8275	Obesitol, Safflower oil <OTC>
8276	Bitter grass, Calea zacatechichi, Dream herb <OTC>
8277	XL-3 <OTC>

Code	Definition
8278	Bufotoxin
8279	Coumadin, Warfarin
8280	MucinexDM <OTC>
8281	Antiseptic; contents unspecified
8282	Saline solution, salt, sodium chloride <OTC>
8283	Synthetic cannabinoids (e.g., K2, Spice, JWH-018)
8284	Desvenlafaxine, Prestiq
8285	Mirapex, Pramipexole
8286	Advant, Atacand, Candesartan
8287	CP 55, 940
8288	Azor
8289	Ear drops; contents unspecified
8290	Dependal-M, Furazolidone, Furoxone
8291	Ritz and Ts, Ts and rits, Ts and Rs
8292	Cigarettes baked/smoked with toothpaste
8293	Lean (Promethazine with codeine mixed with Sprite)
8294	Stevia <OTC>
8295	Tenex
8296	Acetazolamide, Diamox
8297	TussiCaps
8298	Jack3d <OTC>
8299	Broncolin <OTC>
8300	Zylortim <OTC>
8301	Bath salts/synthetic cathinone; otherwise unspecified
8303	Zicam <OTC>
8304	Phenphedrine <OTC>
8305	Anti-anxiety medication; type unspecified
8306	Flu medication; no other information
8307	ExtenZe <OTC>
8308	Devil's club
8309	Mucinex <OTC>
8310	DMAA, Methylhexanamine
8311	Zombie Matter
8312	Intuniv
8313	Medithane
8314	Cloud 10 Ultra
8315	Synthetic cannabis; otherwise unspecified
8316	Piracetam
8317	Namenda

Code	Definition
8318	AM-2201
8319	Methotrexate
8320	Abraxane
8321	Botanical Slimming <OTC>
8322	Horny goat weed
8323	Benzathine benzylpenicillin, Penadur
8324	Lamb's ear
8325	Drostanolone propionate, Masteron
8326	Dalay
8327	7H
8328	Metamine
8329	Artane, Parkopan
8330	Bipolar disorder medication; type unspecified
8331	Diophenyl-T
8332	Myristicin
8333	Moringa
8334	OxyElite Pro
8335	Metatabs
8336	Peridan
8337	Collagen
8338	Bumex, Bumetanide, Burinex
8339	Tukol <OTC>
8340	Picot <OTC>
8341	Apokyn, Apomorphine, Ixense, Spontane, Uprima
8342	Nalone, Naloxone, Narcan
8343	Agapanthus, Lily of the Nile
8344	Taurine
8345	Dolo-Doceplex D
8346	Duralex
8347	Chamomile
8348	Methenamine
8349	BCAA powder <OTC>
8350	Maqui
8351	6-APB, Benzo Fury
8352	Lisinopril
8353	Hormone; otherwise unspecified
8354	MitoQ <OTC>
8355	EPO, Erythropoietin
8356	Tigan, Trimethobenzamide
8357	Bronkaid <OTC>
8358	Kanna powder, sceletium tortuosum
8359	Sarsaparilla
8360	Piperazine; otherwise unspecified
8361	Januvia

Code	Definition
8362	Doxycycline
8363	Cavedilol
8364	Pantoprazole
8365	Pen vaporizer; contents unspecified
8366	Omeprazole
8367	Peptides; otherwise unspecified
8368	alpha-PVP, alpha-Pyrrolidinopentiophenone
8369	Ivory Caps <OTC>
8370	Memory 2000 <OTC>
8371	Effexor XR
8372	Zonegran, zonisamide
8373	Electronic cigarette
8374	5-hour Energy <OTC>
8375	Frova
8376	Treximet
8377	New Skin <OTC>
8378	AcipHex
8379	Dabs/dabbing
8380	Adequan
8381	Vapor/vape juice; route of use unspecified
8382	Hydroxychloroquine, Plaquenil
8383	Edex
8384	Latuda
8385	Belsomra
8386	Acyclovir
8387	Fexodine
8388	BPC-157
8389	CBD oil, Hemp oil (not marijuana) <OTC>
8390	Monistat <OTC>
8391	Simvastatin, Zocor
8392	Cerebrolysin
8393	Cytotec, Misoprostol
8394	Magnesium chloride <OTC>
8395	Olbas oil <OTC>
8396	Triamcinolone
8397	Monster Energy drink <OTC>
8398	Tea tree oil <OTC>
8399	Lovenox
8400	Tetanus vaccine
8401	Tussin DM <OTC>
8402	Garcina cambogia <OTC>
8403	Sukrol <OTC>
8404	DL-Phenylalanine, L-Phenylalanine <OTC>

Code	Definition
8405	Mytocin, Mytomycin
8406	Xyrem
8407	Campho-Phenique <OTC>
8408	Tianeptine
8409	Noroxin
8410	GHRP, Growth hormone-releasing peptide
8411	Tamiflu
8412	Thyroid medication; otherwise unspecified
8413	Ketalar [see also 658 and 6501]
8416	L-Carnitine <OTC>
8417	Basuco, coca paste, paco
8418	Cytomel, Liothyronine
8419	Pedialyte <OTC>
8420	Apixaban, Eliquis
8421	Thalidomide, Thalomid
8422	Flagyl, Metronidazole
8423	Achyranthes aspera, devil's horsewhip
8424	Duexis
8425	Rapé (shamanic snuff)
8426	TriMix
8501	Haldol, Haloperidol [code 113 prior to 2015]
8502	Dimetapp <OTC> [code 136 prior to 2015]
8503	Dilantin [code 141 prior to 2015]
8504	Actifed <OTC> [code 148 prior to 2015]
8505	Quetiapine, Seroquel [code 178 prior to 2015]
8506	Mysoline [code 183 prior to 2015]
8507	Promazine [code 192 prior to 2015]
8508	Meclizine [code 193 prior to 2015]
8509	Triavil [code 224 prior to 2015]
8510	Desyrel, Trazodone hydrochloride [code 225 prior to 2015]
8511	Stelazine, Trifluoperazine HCl [code 226 prior to 2015]
8512	Thorazine [code 227 prior to 2015]
8513	Amitriptyline, Elavil [code 228 prior to 2015]
8514	Compazine, Prochlorperazine [code 230 prior to 2015]
8515	Mellaril [code 232 prior to 2015]

Code	Definition
8516	Trilafon, Perphenazine [code 233 prior to 2015]
8517	Imipramine [code 235 prior to 2015]
8518	Lithium carbonate, Lithonate [code 240 prior to 2015]
8519	Prozac, Fluoxetine [code 241 prior to 2015]
8520	Etrafon [code 243 prior to 2015]
8521	Tryptophan [code 245 prior to 2015]
8522	Adapin, Doxepin, Sinequan [code 247 prior to 2015]
8523	Asendin [code 249 prior to 2015]
8524	Aventyl, Nortab, Nortriptyline, Pamelor [code 250 prior to 2015]
8525	Zestril [code 257 prior to 2015]
8526	Desipramine, Norpramin [code 259 prior to 2015]
8527	Prolixin [code 262 prior to 2015]
8528	Vivactil [code 263 prior to 2015]
8529	Marezine [code 267 prior to 2015]
8530	Sertraline hydrochloride, Zoloft [code 271 prior to 2015]
8531	Loxitane [code 275 prior to 2015]
8532	Clozapine, Clozaril [code 282 prior to 2015]
8533	Paroxetine, Paxil [code 283 prior to 2015]
8534	Tofranil [code 284 prior to 2015]
8535	Risperdal, Risperdol, Risperidone [code 285 prior to 2015]
8536	Olanzapine, Zyprexa [code 289 prior to 2015]
8537	Celexa, Citalopram [code 291 prior to 2015]
8538	Serzone [code 292 prior to 2015]
8539	Anafranil, Clomipramine [code 293 prior to 2015]
8540	Fluvoxamine, Luvox [code 294 prior to 2015]
8541	Mirtazapine, Remeron [code 295 prior to 2015]
8542	Acepromazine, PromAce [code 298 prior to 2015]
8543	Nitroglycerine [code 343 prior to 2015]
8544	Cogentin [code 371 prior to 2015]

Code	Definition
8545	Dimenhydrinate, Dramamine, sea/motion sickness pill <OTC> [code 1002 prior to 2015]
8546	Scopolamine [code 1020 prior to 2015]
8547	Seroquel XR [code 1021 prior to 2015]
8548	Insidon, Opipramol [code 2005 prior to 2015]
8549	Escitalopram, Lexapro [code 2011 prior to 2015]
8550	Geodon, Ziprasidone [code 2012 prior to 2015]
8551	Invega [code 2020 prior to 2015]
8552	Lidone, Moban, Molindone [code 2021 prior to 2015]

Code	Definition
8553	Bupropion, Wellbutrin, Zyban [code 3026 prior to 2015]
8554	Effexor [code 3037 prior to 2015]
8555	Spancap [code 3067 prior to 2015]
8556	Orlistat, Xenical [code 3079 prior to 2015]
8557	Strattera [code 3087 prior to 2015]
8558	Wellbutrin XL [code 3108 prior to 2015]
8559	alli weight loss pills <OTC> [code 3118 prior to 2015]
8560	Obitol [code 3121 prior to 2015]
8561	Akineton, Biperiden [code 4014 prior to 2015]
8562	Flarex [code 4032 prior to 2015]
8563	Suprax [code 4066 prior to 2015]

Appendix B

Consolidated Drug OTHER, Specify Tables

Table B.1 Tabulation of Overall Drug OTHER, Specifies

Drug Code	Drug Name	Number of Times Mentioned in OTHER, Specifies	Percentage of All Drugs Specified
108	Nembutal	1	0.09
116	Methaqualone, Sopor, Quaalude	1	0.09
120	Downers; OTHER Sedative, NOT OTHERWISE SPECIFIED	3	0.26
123	Unisom <OTC>	1	0.09
129	Reds	1	0.09
130	Promethazine	2	0.17
171	NyQuil <OTC>	2	0.17
174	Ambien	2	0.17
176	Melatonin <OTC>	1	0.09
189	Sonata, Zaleplon	1	0.09
201	Valium	5	0.43
207	Ativan	1	0.09
209	Xanax	19	1.62
215	Vistaril	3	0.26
234	Flexeril	4	0.34
246	Klonopin	2	0.17
318	Ritalin	5	0.43
322	Methamphetamine (“ice” or “crank”), Meth	36	3.07
324	Uppers; OTHER Stimulant, NOT OTHERWISE SPECIFIED	3	0.26
348	Crystal	1	0.09
355	Crystal meth, crystal methamphetamine	3	0.26
377	Albuterol	1	0.09
406	Percodan	1	0.09
407	Demerol	5	0.43
408	Dilaudid, Hydromorphone	23	1.96
411	Talwin	1	0.09
415	Codeine pills	2	0.17
417	Morphine	31	2.65
418	Methadone	4	0.34
420	OTHER Analgesic, NOT OTHERWISE SPECIFIED	13	1.11
422	Motrin	4	0.34
423	Percocet	13	1.11
425	Advil <OTC>	25	2.13
430	Aspirin, Ecotrin, Empirin <OTC>	4	0.34
434	Vicodin	4	0.34
435	Tylenol, Tylenol Extra-Strength <OTC>	34	2.90
438	Anaprox, Naprosyn, Naproxen, Naxen	7	0.60
442	Ibuprofen	22	1.88
450	Acetaminophen, incl. non-Tylenol brands <OTC>	3	0.26
454	Novocain, Procaine	1	0.09
462	Norflex	1	0.09
465	Fentanyl	12	1.02
472	Indocin, Indomethacin	1	0.09
476	Duradrin, Isocom, Midrin	1	0.09

Table B.1 Tabulation of Overall Drug OTHER, Specifies (continued)

Drug Code	Drug Name	Number of Times Mentioned in OTHER, Specifies	Percentage of All Drugs Specified
481	Acular, Dolac, Ketorolac tromethamine, Toradol	1	0.09
490	Nalbuphine, Nubain	3	0.26
499	Aleve <OTC>	8	0.68
501	Gasoline or lighter fluids	4	0.34
503	Other aerosol sprays	9	0.77
504	Shoeshine liquid, glue, or toluene	4	0.34
506	Amyl nitrite, "poppers," locker room odorizer, "rush"	11	0.94
507	Halothane, ether, or other anesthetics; chloroform	2	0.17
508	Nitrous oxide, "whippits," dentist gas	13	1.11
510	OTHER Inhalant, NOT OTHERWISE SPECIFIED	5	0.43
511	Markers, felt-tip pens, ink pens	3	0.26
512	Incense	2	0.17
516	CHC, chlorofluorocarbon, freon, refrigerant	16	1.37
518	Acetone, nail polish remover	4	0.34
519	Helium	12	1.02
520	Old paint, paint	4	0.34
524	White-Out	2	0.17
526	Nail polish	4	0.34
528	Whipped-cream can	4	0.34
531	Candy, powdered candy, sugar	2	0.17
537	Air horn, canned air horn, condensed horn	1	0.09
539	Scotch-Gard	3	0.26
540	PAM	2	0.17
542	Brasso, lens cleaner, spirits of ammonia	2	0.17
548	Cologne, isopropanol vapors, rubbing alcohol	5	0.43
590	Canned air, compressed air	1	0.09
592	Computer air duster, computer cleaner, dust-off	6	0.51
601	LSD ("acid")	31	2.65
603	Mescaline	1	0.09
604	Psilocybin (mushrooms), sclerotia, shrooms	20	1.71
605	PCP ("angel dust," phencyclidine)	2	0.17
606	"Ecstasy" (MDMA), X-TC, "X"	8	0.68
607	OTHER Hallucinogen, NOT OTHERWISE SPECIFIED	41	3.50
609	Jimson weed	3	0.26
612	Happy stick, sherm, sherman, shermstick	1	0.09
614	MDA, Methylenedioxy amphetamine	1	0.09
616	DET, Dimethyltryptamine, DMT	1	0.09
617	Morning glory seeds, morning glory tendrils, ricea	6	0.51
622	Microdot(s), green microdot, purple microdot	1	0.09
627	Hawaiian wood rose, Hawaiian Woodrow seeds	4	0.34
636	DOM, STP	3	0.26
639	Nutmeg, Mace	4	0.34
658	Special K, Ketamine	6	0.51
660	Bufotenin, toad, toad licking	1	0.09

Table B.1 Tabulation of Overall Drug OTHER, Specifies (continued)

Drug Code	Drug Name	Number of Times Mentioned in OTHER, Specifies	Percentage of All Drugs Specified
678	Banana peels	1	0.09
698	2C-B, Bromo mescaline, Nexus	26	2.22
701	OTHER Opiates, NOT OTHERWISE SPECIFIED	9	0.77
702	Heroin	22	1.88
801	OTHER Drugs, NOT OTHERWISE SPECIFIED	23	1.96
802	THC, cannabinol, marinol, tetrahydrocannabinol	2	0.17
803	Marijuana, MarrJane, Mary Jane, MJ, pot, weed	9	0.77
804	Hashish	1	0.09
805	Cocaine, coca, cocaina, coke, perico	12	1.02
806	Crack, rock	8	0.68
807	Alcohol, beer, ethanol, EtOH, pink champagne	4	0.34
813	Cigarettes, tobacco (type unspecified)	2	0.17
821	Amoxicillin, Ampicillin, Pentrexly	1	0.09
824	Steroids	10	0.85
829	Robitussin DM <OTC>	3	0.26
834	Loveboat	1	0.09
843	Cold medicine, cold tablets <OTC>	1	0.09
848	Liquid vitamin, vitamin pills <OTC>	3	0.26
852	Formaldehyde, wak, whack (embalming fluid)	2	0.17
883	Dextromethorphan hydrobromide <OTC>	9	0.77
900	Not a drug	3	0.26
1001	Benadryl, Diphenhydramine <OTC>	16	1.37
1034	Topiramate	1	0.09
1501	Zolpidem	1	0.09
2002	Muscle relaxers	1	0.09
2032	Flualprazolam	1	0.09
2033	Chlorodiazepam, Diclazepam	1	0.09
2503	Lorazepam	1	0.09
2504	Clonazepam	2	0.17
2509	Cyclobenzaprine	2	0.17
2512	Hydroxyzine	3	0.26
3004	Black cadillac	1	0.09
3023	Adderall	8	0.68
3046	Adrenalin, Epinephrine	2	0.17
3052	Speed, otherwise unspecified	1	0.09
3055	Clenbuterol	1	0.09
3077	Concerta	1	0.09
3111	Vyvanse	1	0.09
3115	Isometheptene	1	0.09
4005	Etodolac, Lodine	1	0.09
4022	Buprenex	1	0.09
4037	MS Contin	1	0.09
4043	Tramadol	3	0.26
4044	Hydrocodone	3	0.26

Table B.1 Tabulation of Overall Drug OTHER, Specifies (continued)

Drug Code	Drug Name	Number of Times Mentioned in OTHER, Specifies	Percentage of All Drugs Specified
4045	Dolgic, Phrenillin Forte, Sedapap	1	0.09
4046	Oxycodone	21	1.79
4052	Endocet	1	0.09
4056	Cataflam, Diclofenac, Voltaren	2	0.17
4065	Roxicodone	1	0.09
4067	OxyContin	34	2.90
4076	OTC Pain reliever, not otherwise specified	1	0.09
4087	Torbugesic/Torbutrol (veterinary butorphanol)	1	0.09
4102	Mobic, Meloxicam	5	0.43
4109	Suboxone	22	1.88
4110	Avinza	2	0.17
4116	Phenergan with codeine, promethazine with codeine	1	0.09
4118	Sufenta, Sufentanil	1	0.09
4119	Buprenorphine	3	0.26
4120	Opana	9	0.77
4142	Remifentanil	1	0.09
4150	Subutex	2	0.17
4501	Lortab	2	0.17
4505	Oxycodone product, unspecified	7	0.60
4507	Kadian	1	0.09
5004	Ink print, paper	1	0.09
5006	Brake fluid	1	0.09
5022	Carbon dioxide, CO2, dry ice hits, CO2 tank	1	0.09
5042	Fuels other than gasoline	1	0.09
5049	Hand sanitizer/cleaner, contents unspecified	2	0.17
5053	Electrical parts cleaner, electronics cleaner	1	0.09
5069	Febreze	1	0.09
5088	Jungle juice	2	0.17
5098	Axe/Axe deodorant, aerosol unspecified	1	0.09
5149	Sanitizer; type unspecified	1	0.09
5150	Nail strengthener	1	0.09
6005	Sassafras, sassafras tea	2	0.17
6029	DXM	16	1.37
6061	5-MeO-DMT	1	0.09
6074	LSA	12	1.02
6077	San Pedro	4	0.34
6078	Trumpet flowers/seeds, type unspecified	1	0.09
6083	CCC, "Triple C," C3 <OTC>	6	0.51
6100	2C-T-7, T7, blue mystic	1	0.09
6102	Absinthe	3	0.26
6103	Ayahuasca, Yahe	23	1.96
6105	Alpha-methyltryptamine, AMT, IT-290, 3-IT	1	0.09
6112	2C-T-2	2	0.17
6114	Molly, not otherwise specified	3	0.26

Table B.1 Tabulation of Overall Drug OTHER, Specifies (continued)

Drug Code	Drug Name	Number of Times Mentioned in OTHER, Specifies	Percentage of All Drugs Specified
6121	Cactus, specifically not peyote	1	0.09
6126	2,5-Dimethoxy-4-iodophenethylamine, 2C-I	20	1.71
6130	5-MeO-DiPT, foxy methoxy	1	0.09
6132	Amanita mushrooms, fly agaric, muscimol	2	0.17
6138	2C-E, 2-5-Dimethoxy-4-ethyl-phenethylamine	15	1.28
6143	2C-X	1	0.09
6159	2,5-Dimethoxy-4-methylthiophenethylamine, 2C-T	1	0.09
6171	4-acetoxy-N,N-dimethyltryptamine, 4-AcO-DMT	6	0.51
6174	bk-MDMA, Methylone	1	0.09
6181	4-HO-MET, 4-Hydroxy-N-methyl-N-ethyltryptamine	1	0.09
6182	2C-P, 4-Propyl-2,5-dimethoxyphenethylamine	1	0.09
6185	25I-NBOMe, 2C-I-NBOMe, BOM-CI, Cimbi-5	7	0.60
6186	3-MeO-2-Oxo-PCE, MXE, Methoxetamine	2	0.17
6187	Mugwort	3	0.26
6189	25C-NBOMe, 2C-C-NBOMe, NBOMe-2C-C, N-Bomb	1	0.09
6195	LSZ, Lysergic acid 2,4-dimethylazetidide	1	0.09
6200	AL-LAD, 6-allyl-6-nor-LSD	1	0.09
6203	NBOMe; otherwise unspecified	2	0.17
6207	2C-B-Fly, 2C-Bromo-Fly	1	0.09
6209	1P-LSD	3	0.26
6213	Synthetic LSD/acid; otherwise unspecified	1	0.09
6217	25D-NBOMe	3	0.26
6220	ETH-LAD	1	0.09
8004	Guaifenesin	1	0.09
8006	Laxative <OTC>	1	0.09
8007	Gabapentin, Neurontin	13	1.11
8012	Coriciden <OTC>	1	0.09
8016	Icy Hot <OTC>	1	0.09
8024	Asthma inhaler, asthma medication, bronchial dilator	8	0.68
8028	Bactine <OTC>	1	0.09
8035	Prednisone	1	0.09
8056	Vicks VapoRub/inhaler <OTC>	1	0.09
8058	Cough medicine/syrup, type unspecified	6	0.51
8063	Heprin	1	0.09
8066	Sildenafil, Viagra	1	0.09
8067	Testosterone	3	0.26
8079	Insulin	1	0.09
8083	Testosterone cyprionate	1	0.09
8097	Tizanidine, Zanaflex	1	0.09
8110	Over-the-counter drug/pills, type unspecified	1	0.09
8193	Pertussin <OTC>	1	0.09
8233	Keppra, Levetiracetam	1	0.09
8236	Lyrica, Pregabalin	1	0.09
8250	Boldenone	1	0.09

Table B.1 Tabulation of Overall Drug OTHER, Specifies (continued)

Drug Code	Drug Name	Number of Times Mentioned in OTHER, Specifies	Percentage of All Drugs Specified
8282	Saline solution, salt, sodium chloride <OTC>	1	0.09
8283	Synthetic cannabinoids (eg, K2, Spice, JWH-018)	12	1.02
8293	Lean (Promethazine w/codeine mixed w/Sprite)	1	0.09
8301	Bath salts/synthetic cathinone; otherwise unspcfd	4	0.34
8315	Synthetic cannabis, otherwise unspecified	1	0.09
8352	Lisinopril	1	0.09
8368	alpha-PVP, alpha-Pyrrolidinopentiophenone	1	0.09
8373	Electronic cigarette	1	0.09
8374	5-hour Energy <OTC>	4	0.34
8385	Belsomra	1	0.09
8389	CBD oil, Hemp oil (not marijuana) <OTC>	1	0.09
8416	L-Carnitine <OTC>	1	0.09
8417	Basuco, coca paste, paco	1	0.09
8418	Cytomel, Liothyronine	1	0.09
8420	Apixaban, Eliquis	1	0.09
8423	Achyranthes aspera, devil's horsewhip	1	0.09
8424	Duexis	1	0.09
8426	TriMix	1	0.09
8505	Quetiapine, Seroquel	4	0.34
8510	Desyrel, Trazodone hydrochloride	7	0.60
8513	Amitriptyline, Elavil	1	0.09
8530	Sertraline hydrochloride, Zoloft	3	0.26
8533	Paroxetine, Paxil	1	0.09
8535	Risperdal, Risperdol, Resperidone	1	0.09
8541	Mirtazapine, Remeron	1	0.09
8545	Dimenhydrinate, Dramamine, sea/motion sickness <OTC>	5	0.43
8553	Bupropion, Wellbutrin, Zyban	1	0.09
8557	Strattera	1	0.09

Table B.2 Tabulation of Inhalant OTHER, Specifies

Drug Code	Drug Name	Number of Times Mentioned in OTHER, Specifies	Percentage of All Inhalant Drugs Specified
322	Methamphetamine (“ice” or “crank”), Meth	1	0.81
377	Albuterol	1	0.81
501	Gasoline or lighter fluids	1	0.81
503	Other aerosol sprays	8	6.50
504	Shoeshine liquid, glue, or toluene	3	2.44
506	Amyl nitrite, “poppers,” locker room odorizer, “rush”	9	7.32
507	Halothane, ether, or other anesthetics; chloroform	1	0.81
508	Nitrous oxide, “whippits,” dentist gas	2	1.63
510	OTHER Inhalant, NOT OTHERWISE SPECIFIED	5	4.07
511	Markers, felt-tip pens, ink pens	3	2.44
512	Incense	1	0.81
516	CHC, chlorofluorocarbon, freon, refrigerant	15	12.20
518	Acetone, nail polish remover	4	3.25
519	Helium	12	9.76
520	Old paint, paint	1	0.81
524	White-Out	2	1.63
526	Nail polish	4	3.25
528	Whipped-cream can	4	3.25
531	Candy, powdered candy, sugar	1	0.81
537	Air horn, canned air horn, condensed horn	1	0.81
539	Scotch-Gard	3	2.44
540	PAM	2	1.63
542	Brasso, lens cleaner, spirits of ammonia	2	1.63
548	Cologne, isopropanol vapors, rubbing alcohol	5	4.07
592	Computer air duster, computer cleaner, dust-off	4	3.25
813	Cigarettes, tobacco (type unspecified)	2	1.63
3046	Adrenalin, Epinephrine	1	0.81
5004	Ink print, paper	1	0.81
5006	Brake fluid	1	0.81
5022	Carbon dioxide, CO2, dry ice hits, CO2 tank	1	0.81
5049	Hand sanitizer/cleaner, contents unspecified	2	1.63
5053	Electrical parts cleaner, electronics cleaner	1	0.81
5069	Febreze	1	0.81
5088	Jungle juice	2	1.63
5098	Axe/Axe deodorant, aerosol unspecified	1	0.81
5149	Sanitizer; type unspecified	1	0.81
5150	Nail strengthener	1	0.81
8016	Icy Hot <OTC>	1	0.81
8024	Asthma inhaler, asthma medication, bronchial dilator	8	6.50
8028	Bactine <OTC>	1	0.81
8056	Vicks VapoRub/inhaler <OTC>	1	0.81
8193	Pertussin <OTC>	1	0.81
8373	Electronic cigarette	1	0.81

Table B.3 Tabulation of Hallucinogen OTHER, Specifies

Drug Code	Drug Name	Number of Times Mentioned in OTHER, Specifies	Percentage of All Hallucinogen Drugs Specified
116	Methaqualone, Sopor, Quaalude	1	0.25
171	NyQuil <OTC>	1	0.25
174	Ambien	1	0.25
209	Xanax	3	0.76
322	Methamphetamine (“ice” or “crank”), Meth	7	1.76
348	Crystal	1	0.25
355	Crystal meth, crystal methamphetamine	2	0.50
417	Morphine	1	0.25
501	Gasoline or lighter fluids	3	0.76
503	Other aerosol sprays	1	0.25
504	Shoeshine liquid, glue, or toluene	1	0.25
506	Amyl nitrite, “poppers,” locker room odorizer, “rush”	2	0.50
507	Halothane, ether, or other anesthetics; chloroform	1	0.25
508	Nitrous oxide, “whippits,” dentist gas	11	2.77
512	Incense	1	0.25
516	CHC, chlorofluorocarbon, freon, refrigerant	1	0.25
520	Old paint, paint	3	0.76
590	Canned air, compressed air	1	0.25
592	Computer air duster, computer cleaner, dust-off	2	0.50
601	LSD (“acid”)	30	7.56
603	Mescaline	1	0.25
604	Psilocybin (mushrooms), sclerotia, shrooms	20	5.04
606	“Ecstasy” (MDMA), X-TC, “X”	1	0.25
607	OTHER Hallucinogen, NOT OTHERWISE SPECIFIED	41	10.33
609	Jimson weed	3	0.76
612	Happy stick, sherm, sherman, shermstick	1	0.25
614	MDA, Methylenedioxy amphetamine	1	0.25
616	DET, Dimethyltryptamine, DMT	1	0.25
617	Morning glory seeds, morning glory tendrils, ricea	6	1.51
622	Microdot(s), green microdot, purple microdot	1	0.25
627	Hawaiian wood rose, Hawaiian Woodrow seeds	4	1.01
636	DOM, STP	3	0.76
639	Nutmeg, Mace	4	1.01
660	Bufotenin, toad, toad licking	1	0.25
678	Banana peels	1	0.25
698	2C-B, Bromo mescaline, Nexus	26	6.55
701	OTHER Opiates, NOT OTHERWISE SPECIFIED	1	0.25
802	THC, cannabinal, marinol, tetrahydrocannabinol	1	0.25
803	Marijuana, MarrJane, Mary Jane, MJ, pot, weed	1	0.25
804	Hashish	1	0.25
829	Robitussin DM <OTC>	3	0.76
834	Loveboat	1	0.25
843	Cold medicine, cold tablets <OTC>	1	0.25
848	Liquid vitamin, vitamin pills <OTC>	1	0.25

Table B.3 Tabulation of Hallucinogen OTHER, Specifies (continued)

Drug Code	Drug Name	Number of Times Mentioned in OTHER, Specifies	Percentage of All Hallucinogen Drugs Specified
852	Formaldehyde, wak, whack (embalming fluid)	2	0.50
883	Dextromethorphan hydrobromide <OTC>	9	2.27
1001	Benadryl, Diphenhydramine <OTC>	3	0.76
1501	Zolpidem	1	0.25
3004	Black cadillac	1	0.25
3052	Speed, otherwise unspecified	1	0.25
5042	Fuels other than gasoline	1	0.25
6005	Sassafras, sassafras tea	2	0.50
6029	DXM	15	3.78
6061	5-MeO-DMT	1	0.25
6074	LSA	12	3.02
6077	San Pedro	4	1.01
6078	Trumpet flowers/seeds, type unspecified	1	0.25
6083	CCC, "Triple C," C3 <OTC>	4	1.01
6100	2C-T-7, T7, blue mystic	1	0.25
6102	Absinthe	3	0.76
6103	Ayahuasca, Yahe	23	5.79
6105	Alpha-methyltryptamine, AMT, IT-290, 3-IT	1	0.25
6112	2C-T-2	2	0.50
6114	Molly, not otherwise specified	1	0.25
6121	Cactus, specifically not peyote	1	0.25
6126	2,5-Dimethoxy-4-iodophenethylamine, 2C-I	20	5.04
6130	5-MeO-DiPT, foxy methoxy	1	0.25
6132	Amanita mushrooms, fly agaric, muscimol	2	0.50
6138	2C-E, 2-5-Dimethoxy-4-ethyl-phenethylamine	15	3.78
6143	2C-X	1	0.25
6159	2,5-Dimethoxy-4-methylthiophenethylamine, 2C-T	1	0.25
6171	4-acetoxy-N,N-dimethyltryptamine, 4-AcO-DMT	6	1.51
6174	bk-MDMA, Methylone	1	0.25
6181	4-HO-MET, 4-Hydroxy-N-methyl-N-ethyltryptamine	1	0.25
6182	2C-P, 4-Propyl-2,5-dimethoxyphenethylamine	1	0.25
6185	25I-NBOMe, 2C-I-NBOMe, BOM-CI, Cimbi-5	7	1.76
6186	3-MeO-2-Oxo-PCE, MXE, Methoxetamine	2	0.50
6187	Mugwort	3	0.76
6189	25C-NBOMe, 2C-C-NBOMe, NBOMe-2C-C, N-Bomb	1	0.25
6195	LSZ, Lysergic acid 2,4-dimethylazetidide	1	0.25
6200	AL-LAD, 6-allyl-6-nor-LSD	1	0.25
6203	NBOMe; otherwise unspecified	2	0.50
6207	2C-B-Fly, 2C-Bromo-Fly	1	0.25
6209	1P-LSD	3	0.76
6213	Synthetic LSD/acid; otherwise unspecified	1	0.25
6217	25D-NBOMe	3	0.76
6220	ETH-LAD	1	0.25
8012	Coriciden <OTC>	1	0.25

Table B.3 Tabulation of Hallucinogen OTHER, Specifies (continued)

Drug Code	Drug Name	Number of Times Mentioned in OTHER, Specifies	Percentage of All Hallucinogen Drugs Specified
8058	Cough medicine/syrup, type unspecified	6	1.51
8110	Over-the-counter drug/pills, type unspecified	1	0.25
8283	Synthetic cannabinoids (eg, K2, Spice, JWH-018)	12	3.02
8293	Lean (Promethazine w/codeine mixed w/Sprite)	1	0.25
8301	Bath salts/synthetic cathinone; otherwise unspcfd	4	1.01
8315	Synthetic cannabis, otherwise unspecified	1	0.25
8368	alpha-PVP, alpha-Pyrrolidinopentiophenone	1	0.25
8530	Sertraline hydrochloride, Zoloft	1	0.25
8535	Risperdal, Risperdol, Resperidone	1	0.25
8545	Dimenhydrinate, Dramamine, sea/motion sickness <OTC>	5	1.26

Table B.4 Tabulation of Pain Reliever OTHER, Specifies

Drug Code	Drug Name	Number of Times Mentioned in OTHER, Specifies	Percentage of All Pain Reliever Drugs Specified
120	Downers; OTHER Sedative, NOT OTHERWISE SPECIFIED	1	0.56
209	Xanax	5	2.81
234	Flexeril	2	1.12
418	Methadone	1	0.56
420	OTHER Analgesic, NOT OTHERWISE SPECIFIED	10	5.62
422	Motrin	4	2.25
423	Percocet	4	2.25
425	Advil <OTC>	25	14.04
430	Aspirin, Ecotrin, Empirin <OTC>	4	2.25
434	Vicodin	2	1.12
435	Tylenol, Tylenol Extra-Strength <OTC>	32	17.98
438	Anaprox, Naprosyn, Naproxen, Naxen	7	3.93
442	Ibuprofen	22	12.36
450	Acetaminophen, incl. non-Tylenol brands <OTC>	3	1.69
472	Indocin, Indomethacin	1	0.56
476	Duradrin, Isocom, Midrin	1	0.56
481	Acular, Dolac, Ketorolac tromethamine, Toradol	1	0.56
499	Aleve <OTC>	8	4.49
1001	Benadryl, Diphenhydramine <OTC>	5	2.81
1034	Topiramate	1	0.56
2504	Clonazepam	1	0.56
2509	Cyclobenzaprine	2	1.12
3023	Adderall	1	0.56
3115	Isometheptene	1	0.56
4005	Etodolac, Lodine	1	0.56
4043	Tramadol	2	1.12
4044	Hydrocodone	2	1.12
4045	Dolgic, Phrenillin Forte, Sedapap	1	0.56
4046	Oxycodone	2	1.12
4052	Endocet	1	0.56
4056	Cataflam, Diclofenac, Voltaren	1	0.56
4076	OTC Pain reliever, not otherwise specified	1	0.56
4102	Mobic, Meloxicam	4	2.25
4116	Phenergan with codeine, promethazine with codeine	1	0.56
4120	Opana	1	0.56
4501	Lortab	1	0.56
6083	CCC, "Triple C," C3 <OTC>	1	0.56
8007	Gabapentin, Neurontin	9	5.06
8035	Prednisone	1	0.56
8233	Keppra, Levetiracetam	1	0.56
8352	Lisinopril	1	0.56
8420	Apixaban, Eliquis	1	0.56
8423	Achyranthes aspera, devil's horsewhip	1	0.56
8424	Duexis	1	0.56

Table B.5 Tabulation of Stimulant OTHER, Specifies

Drug Code	Drug Name	Number of Times Mentioned in OTHER, Specifies	Percentage of All Stimulant Drugs Specified
171	NyQuil <OTC>	1	6.25
174	Ambien	1	6.25
318	Ritalin	1	6.25
324	Uppers; OTHER Stimulant, NOT OTHERWISE SPECIFIED	3	18.75
415	Codeine pills	1	6.25
1001	Benadryl, Diphenhydramine <OTC>	1	6.25
3111	Vyvanse	1	6.25
8374	5-hour Energy <OTC>	4	25.00
8418	Cytomel, Liothyronine	1	6.25
8553	Bupropion, Wellbutrin, Zyban	1	6.25
8557	Strattera	1	6.25

Table B.6 Tabulation of Sedative OTHER, Specifies

Drug Code	Drug Name	Number of Times Mentioned in OTHER, Specifies	Percentage of All Sedative Drugs Specified
120	Downers; OTHER Sedative, NOT OTHERWISE SPECIFIED	2	5.41
123	Unisom <OTC>	1	2.70
130	Promethazine	1	2.70
176	Melatonin <OTC>	1	2.70
201	Valium	1	2.70
209	Xanax	1	2.70
215	Vistaril	1	2.70
246	Klonopin	1	2.70
423	Percocet	1	2.70
434	Vicodin	1	2.70
1001	Benadryl, Diphenhydramine <OTC>	6	16.22
2503	Lorazepam	1	2.70
2504	Clonazepam	1	2.70
2512	Hydroxyzine	3	8.11
4043	Tramadol	1	2.70
8385	Belsomra	1	2.70
8505	Quetiapine, Seroquel	3	8.11
8510	Desyrel, Trazodone hydrochloride	7	18.92
8513	Amitriptyline, Elavil	1	2.70
8530	Sertraline hydrochloride, Zoloft	1	2.70
8541	Mirtazapine, Remeron	1	2.70

Table B.7 Tabulation of Special Drugs OTHER, Specifies

Drug Code	Drug Name	Number of Times Mentioned in OTHER, Specifies	Percentage of All Special Drugs Specified
108	Nembutal	1	0.30
129	Reds	1	0.30
130	Promethazine	1	0.30
189	Sonata, Zaleplon	1	0.30
201	Valium	1	0.30
207	Ativan	1	0.30
209	Xanax	5	1.52
215	Vistaril	2	0.61
318	Ritalin	4	1.22
322	Methamphetamine (“ice” or “crank”), Meth	21	6.38
355	Crystal meth, crystal methamphetamine	1	0.30
406	Percodan	1	0.30
407	Demerol	5	1.52
408	Dilaudid, Hydromorphone	23	6.99
411	Talwin	1	0.30
417	Morphine	30	9.12
418	Methadone	2	0.61
420	OTHER Analgesic, NOT OTHERWISE SPECIFIED	2	0.61
423	Percocet	5	1.52
434	Vicodin	1	0.30
454	Novocain, Procaine	1	0.30
462	Norflex	1	0.30
465	Fentanyl	11	3.34
490	Nalbuphine, Nubain	3	0.91
531	Candy, powdered candy, sugar	1	0.30
601	LSD (“acid”)	1	0.30
605	PCP (“angel dust,” phencyclidine)	2	0.61
606	“Ecstasy” (MDMA), X-TC, “X”	2	0.61
658	Special K, Ketamine	5	1.52
701	OTHER Opiates, NOT OTHERWISE SPECIFIED	2	0.61
702	Heroin	19	5.78
801	OTHER Drugs, NOT OTHERWISE SPECIFIED	18	5.47
805	Cocaine, coca, cocaina, coke, perico	10	3.04
806	Crack, rock	8	2.43
821	Amoxicillin, Ampicillin, Pentrexly	1	0.30
824	Steroids	10	3.04
848	Liquid vitamin, vitamin pills <OTC>	2	0.61
1001	Benadryl, Diphenhydramine <OTC>	1	0.30
3023	Adderall	5	1.52
3046	Adrenalin, Epinephrine	1	0.30
3055	Clenbuterol	1	0.30
4022	Buprenex	1	0.30
4037	MS Contin	1	0.30
4044	Hydrocodone	1	0.30

Table B.7 Tabulation of Special Drugs OTHER, Specifies (continued)

Drug Code	Drug Name	Number of Times Mentioned in OTHER, Specifies	Percentage of All Special Drugs Specified
4046	Oxycodone	18	5.47
4056	Cataflam, Diclofenac, Voltaren	1	0.30
4065	Roxicodone	1	0.30
4067	OxyContin	34	10.33
4087	Torbugesic/Torbutrol (veterinary butorphanol)	1	0.30
4102	Mobic, Meloxicam	1	0.30
4109	Suboxone	19	5.78
4110	Avinza	2	0.61
4118	Sufenta, Sufentanil	1	0.30
4119	Buprenorphine	2	0.61
4120	Opana	8	2.43
4142	Remifentanil	1	0.30
4150	Subutex	1	0.30
4501	Lortab	1	0.30
4505	Oxycodone product, unspecified	7	2.13
4507	Kadian	1	0.30
6114	Molly, not otherwise specified	1	0.30
8007	Gabapentin, Neurontin	1	0.30
8063	Heprin	1	0.30
8066	Sildenafil, Viagra	1	0.30
8067	Testosterone	3	0.91
8079	Insulin	1	0.30
8083	Testosterone cyprionate	1	0.30
8250	Boldenone	1	0.30
8282	Saline solution, salt, sodium chloride <OTC>	1	0.30
8416	L-Carnitine <OTC>	1	0.30
8426	TriMix	1	0.30

Table B.8 Tabulation of Tranquilizer OTHER, Specifies

Drug Code	Drug Name	Number of Times Mentioned in OTHER, Specifies	Percentage of All Tranquilizer Drugs Specified
201	Valium	2	10.53
209	Xanax	3	15.79
234	Flexeril	2	10.53
246	Klonopin	1	5.26
435	Tylenol, Tylenol Extra-Strength <OTC>	2	10.53
2002	Muscle relaxers	1	5.26
2032	Flualprazolam	1	5.26
2033	Chlorodiazepam, Diclazepam	1	5.26
8004	Guaifenesin	1	5.26
8007	Gabapentin, Neurontin	2	10.53
8097	Tizanidine, Zanaflex	1	5.26
8505	Quetiapine, Seroquel	1	5.26
8533	Paroxetine, Paxil	1	5.26

Table B.9 Tabulation of Treatment OTHER, Specifies

Drug Code	Drug Name	Number of Times Mentioned in OTHER, Specifies	Percentage of All Treatment Drugs Specified
201	Valium	1	1.37
209	Xanax	2	2.74
322	Methamphetamine (“ice” or “crank”), Meth	7	9.59
415	Codeine pills	1	1.37
418	Methadone	1	1.37
420	OTHER Analgesic, NOT OTHERWISE SPECIFIED	1	1.37
423	Percocet	3	4.11
465	Fentanyl	1	1.37
606	“Ecstasy” (MDMA), X-TC, “X”	5	6.85
658	Special K, Ketamine	1	1.37
701	OTHER Opiates, NOT OTHERWISE SPECIFIED	6	8.22
702	Heroin	3	4.11
801	OTHER Drugs, NOT OTHERWISE SPECIFIED	5	6.85
802	THC, cannabinol, marinol, tetrahydrocannabinol	1	1.37
803	Marijuana, MarrJane, Mary Jane, MJ, pot, weed	8	10.96
805	Cocaine, coca, cocaina, coke, perico	2	2.74
807	Alcohol, beer, ethanol, EtOH, pink champagne	4	5.48
900	Not a drug	3	4.11
3023	Adderall	2	2.74
3077	Concerta	1	1.37
4046	Oxycodone	1	1.37
4109	Suboxone	3	4.11
4119	Buprenorphine	1	1.37
4150	Subutex	1	1.37
6029	DXM	1	1.37
6083	CCC, “Triple C,” C3 <OTC>	1	1.37
6114	Molly, not otherwise specified	1	1.37
8006	Laxative <OTC>	1	1.37
8007	Gabapentin, Neurontin	1	1.37
8236	Lyrica, Pregabalin	1	1.37
8389	CBD oil, Hemp oil (not marijuana) <OTC>	1	1.37
8417	Basuco, coca paste, paco	1	1.37
8530	Sertraline hydrochloride, Zoloft	1	1.37

Appendix C

Tobacco Brand Codes for Open-Ended Questions

The final tobacco brand codes were created from listings of brands that appeared on the computer screen(s) corresponding to that particular type of tobacco, or from answers that respondents specified, if they indicated use of “a brand not on this list.” For each tobacco product (cigarettes and cigars), the available responses in the contiguous order of appearance on the screen (based on the 1999 through 2004 computer-assisted interviewing instruments) were used to initially create each tobacco product group. Although the tobacco brands that appeared on the screens for respondents changed beginning in 2005 for cigarettes, snuff, and cigars, the editing and coding procedures in this survey year continued to use existing codes that had been developed prior to 2005. For example, American Spirit cigarettes became the first brand on the screen for question CG11 in 2005 (“The next questions are about the brand of cigarettes you smoke—the brand is the name that is on the pack. During the past 30 days, what brand of cigarettes did you smoke most often?”). For consistency with prior years, however, mention of American Spirit cigarettes continues to retain a code of 161, even though CG11=1 (with this answer verified in question CG13) would indicate that the respondent smoked American Spirit cigarettes most often in the past 30 days.

In addition, questions about smokeless tobacco brands have not been included in the questionnaire since 2015. However, if respondents in 2015 or later years specify a chewing tobacco or snuff brand in connection with the questions for cigarette and cigar brands, then the reported brand would be assigned the relevant chewing tobacco or snuff code shown in this appendix.

Tobacco brand codes 100-199 and 1000-1999 represent cigarette brands, codes 200-299 and 2000-2999 represent chewing tobacco brands, codes 300-399 and 3000-3999 represent snuff brands, and codes 400-499 and 4000-4999 represent cigar brands. Additional codes were added to each group list as needed. Miscellaneous tobacco and non-tobacco groups are represented by the 500-599, 600-699, 700-799, and 800-899 series.

For tobacco brands that respondents could choose from a list, no distinction was made in the coding between situations where respondents chose that particular brand from the list, and those where respondents reported use of “a brand not on this list” and then specified use of that brand. In addition, there was no distinction between particulars such as menthol, light, or full-flavor varieties in the coding. In addition, the coding considered situations where respondents might specify a brand that corresponded to a different type of tobacco. For example, if a brand of little cigars was specified as a brand of “cigarettes,” then the reported brand of “cigarettes” was assigned a code in the 400 or 4000 series, corresponding to cigars.

Since 2019, the alphabetical listing of tobacco brand code definitions has been discontinued from this appendix. Data users who know the name of a tobacco brand or part of a tobacco brand’s name can search for that brand in the electronic codebook using the appropriate search function (e.g., Ctrl-F for .docx files in Microsoft Word or PDF files in Adobe Acrobat). Listed below are guidelines for online searching of the electronic appendix for tobacco brand codes.

- Do not require searches to be case sensitive. For example, doing a case-sensitive search for “De “ (i.e., capital “D” and letter “e,” followed by a space) will identify codes 469 (Hoya De Monterrey) and 472 (Hoya De Nicaragua) but not codes 4038

- (Flor de Oliva Grand Cameroon) or 4189 (Memoria de Cuba). Similarly, using a case-sensitive search for “Aura” will not identify code 1425 (aura) because the brand name does not use capital letters.
- When searching for tobacco brands that include one or more numbers as part of their brand name, please be aware that the search results could identify numeric codes of other tobacco brands. For example, doing a search for “305” will identify codes 1139 (305’s cigarettes) and 4458 (305’s cigars). The search will also identify numeric codes for the following other tobacco brands: 1305 (DJ Mix), 305 (Kodiak), and 4305 (Guatemalan cigars; brand unspecified).
 - “Roll-your-own” brands of loose cigarette tobacco can be identified by searching for “roll-your-own” without data users needing to know an exact brand name.
 - Search for alternate text strings if an initial search does not identify the code being sought. For example, code 1329 is for Smoker’s Choice cigarettes. In a search that is not case sensitive, code 1329 will not be identified by searching for “smokers” without the apostrophe. However, code 1329 can be identified by shortening the search to “smoker” or by searching to an alternative text string, such as “choice.”
 - Please be aware when searching for tobacco brand codes that different kinds of tobacco products can have the same brand name. For example, code 1086 is for Smoker Friendly cigarettes, code 4155 is for Smoker Friendly cigars, and code 548 is for Smoker Friendly pipe tobacco.

**Table C.1 Numeric Listing of Tobacco Brand Codes for Open-Ended Questions, 2020
NSDUH Computer-Assisted Interviewing**

Code	Definition
CIGARETTE BRANDS	
101	Basic
102	Benson & Hedges
103	Cambridge
104	Camel
105	Capri
106	Carlton
107	Doral
108	Forsyth
109	GPC
110	Kent
111	Kool
112	Marlboro
113	Merit
114	Misty
115	Monarch
116	Montclair
117	More
118	Newport
119	Pall Mall
120	Parliament
121	Private Label
122	Salem
123	Vantage
124	Viceroy
125	Virginia Slims
126	Winston
127	Alpine
128	Barclay
129	Belair
130	Best Value
131	Bristol
132	Bugler (roll-your-own)
133	Century
134	Chesterfield
135	Commander
136	Covington
137	Eve
138	Harley Davidson
139	Jasmine
140	Lark
141	L & M
142	Lucky Strike
143	Magna
144	Maverick

Code	Definition
145	Max
146	Now
147	Old Gold
148	Player's Clipper
149	Pyramid
150	Raleigh
151	Richland
152	Saratoga
153	Satin
154	State Express
155	Sterling
156	Style
157	Tareyton
158	Top (roll-your-own)
159	Triumph
160	True
161	American Spirit cigarettes
162	Austin
163	Bali Hai cigarettes
164	Bali-Shag (roll-your-own)
165	Best Buy cigarettes
166	Bidis; brand unspecified
167	Black Death
168	Brandon
169	Bronson
170	Cartier
171	Checkers
172	Cimarron
173	Clove; brand unspecified
174	Dave's
175	Djarum cigarettes
176	Drum (roll-your-own)
177	Du Maurier
178	Dunhill cigarettes
179	Eagle
180	Export A
181	Fiesta cigarettes
182	First Choice
183	First Class
184	Gauloises
185	Generic cigarettes; brand unspecified
186	Gold Coast
187	Gudang Guram
188	Gunsmoke

Code	Definition
189	Hi-Value
190	Jacks
191	Jester (roll-your-own)
192	Kailas Bidis
193	Kamel Red
194	Legend cigarettes
195	Malibu
196	Mainstreet
197	Marker
198	Medallion
199	Meridian
1001	Nat Sherman cigarettes
1002	Omaha
1003	Piel Roja
1004	Planet
1005	Private Stock
1006	Quality Smokes
1007	Rally
1008	Rave
1009	Rollrich (roll-your-own)
1010	Rothman
1011	Sampoerna
1012	Seven Stars/Mild Sevens
1013	Slim Price
1014	Sobranie
1015	Springwater Vanilla
1016	Summit
1017	Sundance
1018	USA Gold
1019	Vegas cigarettes
1020	Waves
1021	Yours
1022	Bailey
1023	Sport
1024	Prime
1025	Ultra Buy
1026	Bull Durham cigarettes
1027	Mustang
1028	Value; brand unspecified
1029	Tourney
1030	BV Bonus Value
1031	House Blend
1032	American Spirit rolling tobacco
1033	Hollywood
1034	Cardinal
1035	Cherokee cigarettes
1036	Courier
1037	DTC

Code	Definition
1038	Samson (roll-your-own)
1039	Lewiston
1040	Smokin Joes cigarettes
1041	Sonoma
1042	Tall
1043	Tempo
1044	Worth
1045	Turkish Specials
1046	Delicados cigarettes
1047	New York New York cigarettes
1048	Carnival
1049	Honey B's cigarettes
1050	USA
1051	Belmont
1052	Premium One
1053	Wills
1054	Omar Sharif
1055	Geronimo
1056	Black Clove
1057	Sovereign
1058	Gitanes
1059	Krakatoa Kretek
1060	Kuta Kretek
1061	Signature
1062	Sincerely Yours
1063	Fantasia
1064	Seneca, cigarette company brand unspecified
1065	Splash
1066	John Player
1067	Amsterdam Shag (roll-your-own)
1068	Superkings
1069	Zig-Zag (roll-your-own)
1070	Value Time
1071	Value & Quality
1072	Chaparral
1073	Grand
1074	Khrong Thip
1075	Star cigarettes
1076	Highway
1077	Prince (Denmark)
1078	Brentwood
1079	Amsterdamer (roll-your-own)
1080	Monaco
1081	Sebring
1082	Tahoe
1083	Liggett Select
1084	Image

Code	Definition
1085	Special
1086	Smoker Friendly cigarettes
1087	Virginian
1088	Marlin
1089	Grand Prix
1090	Gold
1091	Dreams
1092	Native
1093	Roger
1094	Shield
1095	Patriot
1096	Sweet Afton
1097	Winner
1098	Sher Bidi
1099	Pilot
1100	Kite (roll-your-own)
1101	Jakarta
1102	Impala
1103	Popular
1104	Canyon
1105	Sixty-1
1106	Niagara
1107	Palace cigarettes
1108	Nobel cigarettes
1109	Boots
1110	Eclipse
1111	Epic
1112	Kentucky's Best
1113	Sweet Dreams
1114	Scotch Buy
1115	Montana
1116	Revenge
1117	American
1118	Kingsport
1119	Express 555
1120	Durant
1121	Quality
1122	Boston
1123	CT
1124	Focus
1125	Silk Cut
1126	GT-One
1127	Amazone Guarana
1128	Double Diamond cigarettes
1129	Goldlight
1130	Class A
1131	Alas
1132	Natural Blend

Code	Definition
1133	Golden Lights
1134	Bronco
1135	Silva Thins
1136	Bonus Value
1137	Craven "A"
1138	Tucson
1139	305's cigarettes
1140	Golden Virginia (roll-your-own)
1141	Market
1142	Move
1143	Putter
1144	Arbo (roll-your-own)
1145	Coronas cigarettes
1146	Optiva
1147	Westport
1148	Chocolate Dreams
1149	Victory
1150	Parisiennes
1151	Faros
1152	X-tra
1153	Marathon
1154	Carlyle
1155	Capitol
1156	Chancellor
1157	Matinee
1158	Maxim
1159	Mundail
1160	Nise
1162	Tough Guy
1163	Backard
1164	Dynamic
1165	Scenic 101
1166	Davidoff cigarettes
1167	Sago
1168	Jade
1169	Omni
1170	McClintock (roll-your-own)
1171	Astra
1172	Campton
1173	Lobo
1174	Unify
1175	Caster
1176	Cowboys
1177	Silvers
1178	Charter
1179	Quest
1180	Berkeley
1181	Darshan

Code	Definition
1182	Golden Beach
1183	Redbull (roll-your-own)
1184	Sky Dancer
1185	Esquire
1186	Always Save
1187	Old Holborn (roll-your-own)
1188	Silverton
1189	A-One Bidi
1190	Beacon
1191	Derby
1192	Old Hillside (roll-your-own)
1193	MVP
1194	Infinity
1195	White Rhino
1196	Generals cigarettes
1197	Columbus Classic
1198	Homer
1199	Larson
1200	Old Kentucky
1201	All Star
1202	Competidora
1203	Kingsley
1204	American Diamond
1205	First USA/First US
1206	Stoker's (roll-your-own)
1207	Canadian Natural (roll-your-own)
1208	Havana cigarettes
1209	Lookout (roll-your-own)
1210	Colt cigarettes
1211	Echo cigarettes
1212	Euro
1213	Iceberg (roll-your-own)
1214	Midnight Special (roll-your-own)
1215	Ridgeway
1216	Romy
1217	Smokers Warehouse (roll-your-own)
1218	G-Smoke
1219	The Brave
1220	GP Club
1221	Cheyenne cigarettes
1222	Gold Crest
1223	Axis
1224	Primo
1225	Bridgeport
1226	Citation
1227	Gambler (roll-your-own)
1228	Circle Z

Code	Definition
1229	Goldflake
1230	Peter Stuyvesant
1231	MCD
1232	Sandia
1233	Ronhill
1234	Opal
1235	Farmer's Gold (roll-your-own)
1236	Bao-dao
1237	Omar
1238	Way
1239	Nova
1240	Gold Rush cigarettes
1241	Bison
1242	10/20
1243	Liberty cigarettes
1244	Liberty Gold
1245	Smoke 1
1246	Southern Classics
1247	Buffalo cigarettes
1248	Desert Sun
1249	Classic Canadian (roll-your-own)
1250	Hava Club
1251	Kingston
1252	Lotto
1253	Montego
1254	Tracker
1255	Value Pride
1256	Black Diamond
1257	Rex, company brand unspecified
1258	SingleStick (roll-your-own)
1259	Tex
1260	Nevada
1261	Poker
1262	Bishop
1263	Storm
1264	Knights
1265	Exact
1266	Claremont
1267	Cobra
1268	Decade
1269	D Best One
1270	Southern Cross
1271	Fred
1272	Royals cigarettes
1273	Philip Morris cigarette; brand unspecified
1274	Classic
1275	Kentucky Smooth (roll-your-own)

Code	Definition
1276	Fortuna
1277	Berley
1278	Bracar
1279	Business Club
1280	Bridgeton
1281	Dimitrino Shepherds Hotel
1282	Sonic
1283	Golden Harvest (roll-your-own)
1284	Honor
1285	Baisha
1286	Lakes
1287	Wild Horse cigarettes
1288	Yukon
1289	4 Aces (roll-your-own)
1290	Peter Jackson
1291	Southern Harvest (roll-your-own)
1292	Silver Eagle
1293	Sunny
1294	CTC Select
1295	Appu Bidis
1296	King Mountain
1297	Echo rolling tobacco
1298	Danish Export rolling tobacco
1299	Premis
1300	Karelia
1301	Raison
1302	Texan
1303	White Horse
1304	Ace
1305	DJ Mix
1306	Blackjack (roll-your-own)
1307	Heron
1308	Peter Stokkebye (roll-your-own)
1309	Teton (roll-your-own)
1310	Union
1311	D & R Tobacco (roll-your-own)
1312	Buckeye's Best (roll-your-own)
1313	Criss Cross (roll-your-own)
1314	Premier (roll-your-own)
1315	Embassy
1316	Rubios
1317	Complete
1318	Signal cigarettes
1319	VB
1320	1839 cigarettes
1321	Riverside
1322	Bohem Cigar No. 6 (Korean)
1323	Rave rolling tobacco

Code	Definition
1324	Kentucky Select (roll-your-own)
1325	Black Hawk
1326	Exeter
1327	American Hero
1328	Sheriff
1329	Smoker's Choice cigarettes
1330	Yu Xi
1331	Feelings
1332	GP
1333	Belomorkanal
1334	Eco
1335	Good stuff (roll-your-own)
1336	Roseman
1337	Amber leaf (roll-your-own)
1338	Baron
1339	Huanghelou
1340	Palermo
1341	Galaxy Pro
1342	Rich
1343	Zhonghua
1344	Edgefield
1345	S & M cigarette; brand unspecified
1346	Largo cigarettes
1347	Dihao
1348	Fontana
1349	Ohm (roll-your-own)
1350	Victoria
1351	Bright
1352	Esse
1353	D & R Windsail Platinum (roll-your-own)
1354	Silver Cloud
1355	Fortune
1356	Bond Street
1357	Hongmei
1358	Golden Bay
1359	Timeless Time
1360	Zhongnanhai
1361	Time
1362	Great Country
1363	Wills Classic
1364	Furongwang
1365	Golden Deer
1366	Caravan
1367	Zen cigarettes
1368	Smokin Joes (roll-your-own)
1369	Kiss
1370	Majestic

Code	Definition
1371	Pioneer
1372	Wings
1373	Yunyan
1374	Senate
1375	Golden Leaf cigarettes
1376	Crown
1377	Cayuga
1378	Double Happiness (Shuang Xi)
1379	Wuyeshen
1380	Cohiba cigarettes
1381	Boss
1382	Tip Top
1383	Vinataba
1384	Pride
1385	American Harvest (roll-your-own)
1386	Allure
1387	Hope
1388	President cigarettes
1389	Pinnacle
1390	Texas Roll 'Em (roll-your-own)
1391	West
1392	Chunghwa
1393	Black and Gold
1394	American Legend
1395	American Eagle
1396	24/7
1397	Jackpot cigarettes
1398	Kentucky, cigarette company brand unspecified
1399	Pine
1400	Largo rolling tobacco
1401	Suyan
1402	Mac Baren rolling tobacco
1403	Comme Il Faut C
1404	Wild Bill's (roll-your-own)
1405	Golden Gate
1406	Bahman
1407	Roxwell cigarettes
1408	Hot Rod tubes (roll-your-own)
1409	Mevius
1410	Mexican cigarette; brand unspecified
1411	Cutters Choice (roll-your-own)
1412	Traffic
1413	Criollos
1414	Point
1415	London Export (roll-your-own)
1416	Smoker's Best cigarettes

Code	Definition
1417	Heron No. 33 Black
1418	Vogue
1419	Nanjing
1420	THIS (Korean)
1421	L Ducat, LD
1422	31
1423	Manitou
1424	Hongtashan
1425	aura
1426	Pueblo
1427	Ararat cigarettes
1428	Gator
1429	303 (Bangladeshi)
1430	Japanese cigarettes; brand unspecified
1431	Zen (roll-your own)
1432	Chinese cigarettes; brand unspecified
1998	Roll-your-own cigarette; brand otherwise unspecified
1999	Cigarette; brand otherwise unspecified
CHEWING TOBACCO BRANDS	
201	Beech-Nut
202	Chattanooga Chew
203	Day's Work
204	Granger
205	H.B. Scott
206	Levi Garrett
207	Red Fox
208	Red Man chewing tobacco
209	Taylor's Pride
210	Totems
211	Work Horse
212	Apple Jack
213	Ball Park
214	Best Buy chewing tobacco
215	Big Leaf
216	Blackbull
217	Bowie
218	Cannonball
219	Durango
220	Lancaster
221	Mail Pouch
222	Morgan's
223	Peachy Big Leaf
224	Rough Country
225	Trophy

Code	Definition
226	WB
227	Havana Blossom
228	Southern Pride
229	Union Workman
230	Stoker chewing tobacco
231	Cottonboll
232	Apple Plug tobacco
233	Bloodhound Thick Plug
234	Red Horse
235	King B
236	J. D. Blend
237	Our Pride
238	Big Red
239	Tinsley
240	Amish
241	Tennessee Chew
242	Black Maria
243	Mammoth Cave
244	Oliver Twist
245	Warren County
246	Kuber Khaini
247	Cumberland Twist
248	Star chewing tobacco
249	Good Bite
250	Tulsi
251	Wild Duck twist
252	Country Blend
253	Kentucky King Twist
254	Gatlinburlier
255	Iqmik
256	White Mule Twist
257	Old Domestic
258	Budhalal
259	Big Mountain chewing tobacco
260	Snake River
261	RMD Gutka (chewing tobacco with betel nut)
262	Black Mountain
263	Baba 120
264	Chaini Khaini
2998	Homemade chewing tobacco
2999	Chewing tobacco; brand otherwise unspecified
SNUFF BRANDS	
301	Copenhagen
302	Gold River
303	Happy Days
304	Hawken

Code	Definition
305	Kodiak
306	Redwood
307	Silver Creek
308	Skoal
309	Timber Wolf
310	Bruton
311	Cooper
312	Cougar
313	Dental
314	Honey Bee snuff
315	Navy
316	Red Seal
317	Rooster
318	Square
319	Tops snuff
320	Tube Rose
321	Garrett snuff
322	Peach
323	Mint snuff
324	Ralph's snuff
325	Renegades
326	Kayak
327	CC Sweet
328	Ozona
329	Dean Swift
330	Extreme
331	Sequoia
332	Grizzly
333	President snuff
334	Honest Scotch
335	McChrystals
336	Wilson's
337	General snuff
338	Longhorn
339	Dr. Rumney's
340	Stonewall
341	Husky
342	Manikchand
343	Baba 120 [see also 263]
344	Railroad Mills
345	Revel
346	Samuel Gawith
347	Skruf Stark
348	Taboka
349	Camel Snus
350	Red Bull snuff
351	Red Man snuff
352	Göteborgs Rapé Snus

Code	Definition
353	Packard's Club
354	Knox
355	Marlboro Snus
356	Thunder
357	Roda Locket
358	Toque
359	Carhart's Choice Sweet Scotch
360	Eight Brothers
361	Silver Dollar
362	Klondike
363	Stoker's snuff
364	American Bison
365	Buttercup
366	Good Money
3998	Homemade snuff/smokeless tobacco
3999	Snuff; brand otherwise unspecified
CIGAR BRANDS	
401	Antonio y Cleopatra
402	Backwoods
403	Bering
404	Black & Mild
405	Captain Black
406	Casa Silva
407	Cuesta-Rey
408	Dutch Masters
409	El Producto
410	Erik Filter
411	Garcia y Vega
412	Havatampa
413	King Edward
414	La Corona
415	Little Nippers
416	Macanudos
417	Muriel
418	Partagas
419	Phillies
420	Rigoletto
421	Robert Burns
422	Roi-Tan
423	Swisher Sweets
424	Tijuana Smalls
425	Universal
426	White Owl
427	William Penn
428	Winchester
429	Al Capone
430	Arango Sportsman

Code	Definition
431	Arturo Fuente
432	Ashton
433	Astral
434	Baccarat
435	Balmoral
436	Ben Franklin
437	Blackstone
438	Blair
439	Blunts; brand unspecified
440	Butera
441	Cherry Blend
442	Churchill; brand unspecified
443	Cohiba cigars
444	Cojimar
445	Corona; brand unspecified
446	Cortina
447	Creмоса Cubanos
448	Cuban cigars; brand unspecified
449	Cubana; brand unspecified
450	Dannemann
451	Davidoff cigars
452	Don Diego
453	Don Jose
454	Don Lino
455	Don Rene
456	Don Sebastian
457	Don Tomas
458	Dunhill cigars
459	Dutch Treats
460	El Rey del Mundo
461	Fonseca
462	Grenadiers
463	Griffin's
464	H. Upmann
465	Habana/Havana; brand unspecified
466	Habana Gold
467	Henry Clay
468	Hobo
469	Hoya De Monterrey
470	Hugo Cassar
471	Infiesta
472	Joya De Nicaragua
473	Jr Ultimate
474	King
475	La Aurora
476	La Gloria Cubana
477	La Tradicion
478	La Unica

Code	Definition
479	La Flor Dominicana
480	Las Cabrillas
481	Lone Wolf
482	Martinez y Cia
483	Mi Cubano
484	Middleton Cherry Blend
485	Monero
486	Montecristo
487	Oliveros
488	Optimo
489	Opus X
490	Padron
491	Parodi Cella
492	Primetime little cigars
493	Prince Albert cigars
494	Punch
495	Puros Indios
496	Romeo y Julieta
497	Royal Jamaica
498	Schimmelpennick
499	Stag
4001	Sweets; brand unspecified
4002	Tampa; brand unspecified
4003	Te Amo
4004	Temple Hall
4005	Thompson
4006	Tiparillo
4007	Wolf Brothers
4008	Lars Tetens
4009	Bahia
4010	Big Butt
4011	Tobacco Place
4012	Five Star
4013	Cubita
4014	Avanti
4015	Windsor
4016	Dominican cigars; brand unspecified
4017	Rum Runner
4018	Nat Sherman cigars
4019	J.R. Tobacco
4020	Onyx
4021	Credo; brand unspecified
4022	Excalibur
4023	John T's
4024	Sierra Sweets
4025	Middleton Gold and Mild
4026	Habana Black and Gold

Code	Definition
4027	Nicaraguan cigars; brand unspecified
4028	Casa Blanca
4029	Celestino Vega
4030	Felipe Gregorio
4031	Playboy
4032	Montesino
4033	Diamond Crown
4034	La Fontana
4035	Muniemaker
4036	La Finca
4037	V Centennial
4038	Flor de Oliva Grand Cameroon
4039	Palace cigars
4040	Reas
4041	Miami Suites
4042	R & J Famous
4043	Rosa Cuba
4044	Zino
4045	Havana Honey
4046	Monte Carlo
4047	Delicados cigars
4048	Travis Club
4049	Purofino
4050	Fuente
4051	Avo
4052	Carl Upmann
4053	Bolivar
4054	Acid
4055	La Diva
4056	Thomas Hinds
4057	Perfecto Garcia
4058	Denobili
4059	VM Santana
4060	Honduran cigars; brand unspecified
4061	Jamaican cigars; brand unspecified
4062	Ducados
4063	Topper
4064	Djarum cigarillos
4065	Franco
4066	New York cigars
4067	United States cigars; brand unspecified
4068	Caribbean Rounds
4069	Leon Jimenes
4070	Montecruz
4071	Miflin's Choice
4072	K. Hansotia Gurkha [see also 4562]

Code	Definition
4073	Dos Reinas
4074	Arizona
4075	Napa
4076	Key West
4077	Caoba
4078	Flor Cabana
4079	Montoya
4080	Quirantes
4081	Royales
4082	Papayo
4083	C.A.O.
4084	Tatiana
4085	Supre Sweets
4086	Dos Hombres
4087	El Cordoba
4088	Don Guillermo
4089	Las Vegas
4090	Caribbean Petites
4091	Tamayo & Pareto
4092	Hemingway
4093	Cabanas
4094	Canaria D'Oro
4095	Ben Bay Crystals
4096	Black Jack cigars
4097	Cusano
4098	La Primadora
4099	Meharis
4100	Madrigal Habana
4101	Ornelas
4102	Tamboril
4103	Keep Moving
4104	Villiger
4105	Belinda
4106	Habanos
4107	Por Larranaga
4108	Don Antonio
4109	Don Pablo
4110	Drew Estates
4111	Joya del Rey
4112	Maria Mancini
4113	Olor
4114	Plasencia
4115	Porfirio
4116	Sosa
4117	Robusto; brand unspecified
4118	Vegas cigars
4119	Marsh Wheeling
4120	Alternativos

Code	Definition
4121	Columbian cigars; brand unspecified
4122	George Burns
4123	Cameo
4124	Panetella; brand unspecified
4125	Carinos
4126	Don Mateo
4127	Hamiltons
4128	Panter
4129	Hoja
4130	Smokin Joes cigars
4131	Moyorga
4132	El Gozo
4133	De Graaff
4134	John Hay
4135	Sinatra
4136	Markers Mark
4137	Luiz Martinez
4138	Havana Blend
4139	La Paloma
4140	Saint Luis Rey
4141	Carbonell
4142	Caballeros
4143	La Palma de Oro
4144	Hula girl
4145	Calixto Lopez
4146	Argos
4147	Aurora
4148	Brazilian cigars; brand unspecified
4149	Jose Marti
4150	Quintero
4151	Ramrod
4152	Reveria
4153	Mendez y Lopez
4154	New Orleans
4155	Smoker Friendly cigars
4156	Ritemeester
4157	Victor Sinclair
4158	Island Collection
4159	Don Alberto
4160	Santa Damiana
4161	Craftsman's Bench
4162	Don Yeyo
4163	Romero
4164	Vega Fina
4165	Cinco Vegas
4166	Dona Flora
4167	La Guardia

Code	Definition
4168	National
4169	Alcazar
4170	OneOff
4171	Camacho
4172	J.T.
4173	La Surina
4174	Natural cigars
4175	Perdomo
4176	Primo Del Rey
4177	Heather Phillips
4178	Royal Blunt EZ Tube
4179	Colt cigars
4180	Matacan
4181	Cuban Bullet
4182	Farias
4183	Sancho Panza
4184	Helix
4185	El Toro
4186	Remedios
4187	1886 Queens
4188	898
4189	Memoria de Cuba
4190	Little Havana
4191	Havana Gold
4192	Smoker's Choice little cigars
4193	Belmondo
4194	La Floridita
4195	Double Corona, brand unspecified
4196	San Andres
4197	Blender's Gold
4198	Cifuentes
4199	Cuban Delights
4200	El Rico Habano
4201	Gonzalez y Martinez
4202	Hacienda
4203	Omega
4204	Tres Hermanos
4205	Viajante, brand unspecified
4206	Demitasse, brand unspecified
4207	Racer little cigars
4208	Habano Primero
4209	Heaven
4210	Occidental
4212	Diesel
4213	Mantequilla
4214	Sir Elliot's
4215	Bauza
4216	Carlos Torano

Code	Definition
4217	Roly
4218	Jad
4219	Gold Rush
4220	Old Port cigarillos
4221	Cordova
4222	Dirt
4223	La Perla Habana
4224	Jose Benito
4225	Tueros
4226	Crystal
4227	El Dente
4228	FX Smith
4229	Indian Tabac
4230	Candlelight
4231	Jose Girbes
4232	Sweet Outlaws
4233	Castros Cuban
4234	Don Juan
4235	Natural Root
4236	Hat's Off little cigars
4237	Rocky Patels
4238	Royal Cubans
4239	Lauro's
4240	Little Cigar Factory
4241	Guantanamera
4242	Pom Pom cigarillos
4243	Dean's Lil' Cigars
4244	Diablo
4245	Oliva O
4246	Fink
4247	Don Kiki
4248	Hector Hernandez
4249	Mexican cigars; brand unspecified
4250	La Aroma de Cuba
4251	Murillo
4252	Don Rex
4253	Rushmore
4254	Spirit of Cuba
4255	Sweet Daddies
4256	Wise Guys
4257	Phillip & King – Cuban rejects
4258	Don Elliott
4259	Alvaro
4260	Don Elias
4261	Joya del Jefe Centennial Reserve
4262	El Presidente
4263	Torano Exodus

Code	Definition
4264	Costa Rican cigars; brand unspecified
4265	Cheyenne little cigars
4266	Java
4267	Don Lugo
4268	EverMore
4269	Trinidad
4270	Don Augusto
4271	Don Dominguez
4272	Jose Gener
4273	Dominico
4274	Dutch Delights
4275	Mr. B
4276	Holland cigars; brand unspecified
4277	Licenciados
4278	Gispert
4279	Randello X
4280	Graycliff
4281	Roughneck
4282	Vendetta little cigars
4283	Supreme Blend little cigars
4284	Muriel Sweets little cigars
4285	Royal Hawaiian
4286	Casillas
4287	Dark Horse little cigars
4288	Boaz little cigars
4289	Cupido
4290	Moonshine Crooks
4291	M1 cigars
4292	Derringer little cigars
4293	Ibold
4294	Smokin Joes little cigars
4295	Santa Fe little cigars
4296	Kingpin
4297	Padilla
4298	Vaquero little cigars
4299	Nording
4300	Fat Rum
4301	La Corona Whiffs
4302	Mike Ditka
4303	Vigilante Esteban Carrera
4304	Flor de Jardin
4305	Guatemalan cigars; brand unspecified
4306	Red Buck little cigars
4307	Black Cat
4308	Stampede little cigars
4309	Isla Del Sol

Code	Definition
4310	JR Alternatives
4311	Kahlua (Drew Estates)
4312	Golden Harvest little cigars
4313	Richwood little cigars
4314	True Blunt
4315	El Cuno
4316	Czech Republic or Slovakia cigars; brand unspecified
4317	Amish cigars
4318	Iguana
4319	Winston Churchill by Davidoff
4320	Tusker
4321	Puerto Rican cigars; brand unspecified
4322	Black & Tan
4323	Courvoisier
4324	Haitian cigars; brand unspecified
4325	Ethiopian cigars; brand unspecified
4326	La Habanera
4327	Chinese cigars; brand unspecified
4328	Remington little cigars
4329	Cuban Honeys
4330	5 Vegas
4331	La Rica
4332	Jose L. Piedra
4333	Casino Gold
4334	Bucanero El Capitan
4335	Professor Sila
4336	Clints
4337	Philippine cigars; brand unspecified
4338	Hawaiian cigars; brand unspecified
4339	Payne-Mason
4340	Savannah Bulldog
4341	BluntVille
4342	Tony Alvarez
4343	El Sol
4344	Kristoff
4345	De Nobili
4346	Liberty cigars; brand unspecified
4347	Game
4348	José "Pepin" Garcia Benchmade
4349	El Baton
4350	Double Diamond cigars
4351	Vieux Carre
4352	Nestor Reserve
4353	Hatuey
4354	Murano
4355	Quorum

Code	Definition
4356	Topstone
4357	NUb
4358	Bodyshot little cigars
4359	Puerto Rico 965
4360	Director's Club little cigars
4361	Good Times
4362	Rico Suave
4363	Don Pepin
4364	J. Fuego
4365	El Metador
4366	Wrangler little cigars
4367	Clipper little cigars
4368	i80 cigars
4369	Rum River Crooks
4370	Vieja Hacienda
4371	The Repeater
4372	Hombre little cigars
4373	Juicy
4374	El Verso
4375	1839 cigars
4376	Smoker's Best cigars
4377	Wall Street
4378	Cardenas
4379	Torino
4380	Cuban Rounds
4381	S.T. Dupont
4382	Mephisto
4383	El Imperio
4384	Holt's
4385	Liga Privada
4386	Maroma
4387	Trend
4388	Ambrosia
4389	El Salvadoran cigars; brand unspecified
4390	JW little cigars
4391	Zig-Zag cigarillos
4392	Swedish cigars, brand unspecified
4393	Argentinean cigars, brand unspecified
4394	Duque
4395	Happy Times superillos cigarillos
4396	Island Blendz
4397	Jenuwine Dominican Selection
4398	Neos
4399	Bali Hai cigars
4400	Cain
4401	Happy Hour

Code	Definition
4402	Venezuelan cigars; brand unspecified
4403	Bahama Mama
4404	Nica Libre
4405	Brick House
4406	Casa Magna
4407	Cibao
4408	M & R Vintage Reserve
4409	Tabak Especial
4410	Wild Horse cigars
4411	Alec Bradley
4412	Da Vinci
4413	Calle Ocho
4414	Dark Hawk little cigars
4415	Straight Up
4416	Nobel cigars
4417	Gambler cigars
4418	Maverick Quick Draw
4419	Room 101
4420	Entourage
4421	A. Turrent
4422	Bandidos
4423	Chisum little cigars
4424	Caribbean cigars; brand unspecified
4425	Gran Habano
4426	U.S. Army Limited Edition
4427	Real A.L. Pedro
4428	Great Wall
4429	K.A. Kendall's 7-20-4
4430	Nat Cicco
4431	OHM little cigars
4432	JM's Dominican
4433	El Primer Mundo
4434	38 Special little cigars
4435	Nestor Miranda
4436	Man O' War
4437	La Herencia Cubana Oscuro Fuerte
4438	Kickback
4439	Millennium
4440	Ave Maria
4441	Ecuadorian cigars; brand unspecified
4442	White Cat
4443	Speedway
4444	Action little cigars
4445	Erik Natural
4446	Free Cuba
4447	Hampton Arms

Code	Definition
4448	Maribel
4449	Golden Valley filtered cigars
4450	Don Cicero
4451	Consuegra
4452	Piano Fuerte
4453	Tampa Sweethearts
4454	Criss Cross cigars
4455	Talon
4456	Don Pedro
4457	Signal cigars
4458	305's cigars
4459	Beach Palm little cigars
4460	Cuban Twist
4461	Navarro
4462	Piper's
4463	Starbuzz
4464	Sweet Jane
4465	Tatuaje
4466	Good Days Factory Rejects
4467	Indian cigars; brand unspecified
4468	Blue Sparrow
4469	Vargas
4470	Lex12
4471	Trader Jacks
4472	7-20-4 Dogwalker
4473	Island
4474	Splitarillos
4475	Marco V
4476	Seneca cigar
4477	Verdadero Organic
4478	Buffalo cigars
4479	Iron Horse
4480	Oro Cubano
4481	Trivo cigarillos
4482	Weston
4483	Flor de las Antillas
4484	Show
4485	Foundry
4486	No. 99 Factory Throwouts
4487	Kismet Fortune
4488	Cuba Libre
4489	Rustlers
4490	Sparrow little cigars
4491	San Vicente
4492	Aquitaine
4493	Zig Zag wraps
4494	Porto Real
4495	Carbon Copy Cubans

Code	Definition
4496	Jackpot
4497	Don Julio
4498	Hammer & Sickle
4499	El Fuego
4500	Illusione
4501	American cigars; brand unspecified
4502	Delicioso
4503	East Coast Roller
4504	Krome
4505	Santiago Fuerte
4506	Legend cigars
4507	Cherokee little cigars
4508	Nectar little cigar
4509	RHUM
4510	Casa de Garcia
4511	John Black little cigars
4512	Don Gonzalez
4513	My Father
4514	Rock-A-Feller
4515	E.P Carrillo
4516	AKA, American Kick Ass
4517	Jericho Hill
4518	GTO cigar
4519	GTO cigarillo
4520	Criss-Cross filtered cigars
4521	Goodies cigarillos
4522	Cosa Nostra cigarillos
4523	Crux
4524	Cornerstone little cigars
4525	Brahma Black
4526	Brioso
4527	Ignacio Haya
4528	Via Havanna
4529	Palmar Arriba
4530	Russian cigars; brand unspecified
4531	Regius
4532	Six Zero
4533	Deco Drive
4534	Platinum Blunt Wrap
4535	Cigar International
4536	French cigars; brand unspecified
4537	Asylum 13
4538	Recluse
4539	Flor de Tamboril
4540	Clipper cigarillos
4541	1876 Reserve
4542	Island Prince
4543	Pinar del Rio

Code	Definition
4544	Vision Hunter little cigars
4545	Guy & Lady Barrell
4546	Big Babe
4547	Rodriquez
4548	Fronto King
4549	Dreams cigars
4550	Cuban Crafters
4551	Dominican Prime
4552	St Maarten, brand unspecified
4553	Tabacalera
4554	Aging Room
4555	Mark Twain
4556	Los Blancos
4557	Isabela
4558	Big mountain little cigars
4559	Factory Throwouts
4560	QuickDraw
4561	Grabba Leaf wraps
4562	Gurkha Hudson Bay [see also 4072]
4563	Cherrybomb cigarillos
4564	Clove cigarillo/cigar; brand unspecified
4565	Leaf by Oscar
4566	Donnie Chulo
4567	Ugly Coyote
4568	Hi-Fi cigarillos
4569	Litto Gomez Diez
4570	Grand Marnier
4571	Argyle
4572	Warfighter
4573	El Mejor
4574	Hot Skull Fronto Leaf
4575	Nectar
4576	German cigars; brand unspecified
4577	Caldwell
4578	504 goodies
4579	Ararat cigars
4580	Torano
4581	Wessex Gold Brick
4582	Crowned Heads
4583	Perla del Mar
4584	Surrogates
4585	RoMa Craft
4586	Westport little cigars
4587	Warped
4588	Café Crème
4589	Duran
4590	Eighty5 by Ocho Cinco

Code	Definition
4591	Devil's Weed
4592	Don Lucas
4593	Battleground
4594	Dominican Selection
4595	Crazy Alice
4596	Zelo de Cuba
4597	Toscano
4598	Night Owl
4599	Blue Mountain Cigars (BMC)
4600	Kauai
4601	Cuban Castaways
4602	Goodman's little cigars
4603	Hype cigarillos
4604	Don Rafael
4605	Davtian
4606	City Life
4607	CI Legends
4608	Chilean cigar; brand unspecified
4609	Brighton's Best
4610	Bella little cigars
4611	Blue Grass
4612	Southern Draw
4613	Charter Oak
4614	Montero 1939
4616	Japanese cigars; brand unspecified
4617	Alta Gracia
4618	Cavalier Geneve
4619	Tabacart
4620	Panama Jack
4621	San Lotano
4622	New Cuba
4623	La Gianna
4624	Privada
4625	General Grant
4626	Fiesta cigarillos
4627	Foundation
4615	Fallen Angel
4997	Little cigars; brand otherwise unspecified
4998	Homemade cigars
4999	Cigar/cigarillo; brand otherwise unspecified
PIPE TOBACCO OR MISCELLANEOUS TOBACCO	
501	Prince Albert tobacco
502	Sir Walter Raleigh tobacco
503	Velvet tobacco
504	Bighorn tobacco

Code	Definition
505	Hookah tobacco/tobacco in hookah
506	Smoker's Pride
507	Red River
508	Southern Steel
509	Three Sails
510	Good Stuff pipe tobacco
511	Red Cap pipe tobacco
512	Sillems pipe tobacco
513	Largo pipe tobacco
514	Carpenter's Cut pipe tobacco
515	Smoker's Best pipe tobacco
516	Five Brothers pipe tobacco
517	4 Aces pipe tobacco
518	Bull Durham pipe tobacco
519	Buoy pipe tobacco
520	Smokin' G pipe tobacco
521	Bacco pipe tobacco
522	Sparrow pipe tobacco
523	Kentucky Select pipe tobacco
524	Gambler pipe tobacco
525	1839 pipe tobacco
526	Rio pipe tobacco
527	Dark Horse pipe tobacco
528	Direct Buy
529	L.J. Peretti
530	Tin Star
531	Six Nations
532	Cherokee pipe tobacco
533	Stanwell
534	Al Fakher
535	Fader's Tobacco
536	Action pipe tobacco
537	High Card pipe tobacco
538	American Club pipe tobacco
539	Privateer (Deal Deal) pipe tobacco
540	Roxwell pipe tobacco
541	OHM Blue pipe tobacco
542	752 pipe tobacco
543	Mixture No. 79
544	Half & half pipe tobacco
545	Wild Horse pipe tobacco
546	Daughter and Ryan Three Sails pipe tobacco
547	Signal pipe tobacco
548	Smoker Friendly pipe tobacco
549	Ash & Ember pipe tobacco
550	Ryback pipe tobacco
551	Dokha

Code	Definition
552	Fumari
553	American Blend pipe tobacco
554	Ten Pointer pipe tobacco
555	Golden Leaf pipe tobacco
556	Gold Star hookah tobacco
5999	Pipe tobacco; brand otherwise unspecified
MISCELLANEOUS CLASSIFICATIONS	
601	Homegrown
701	Marijuana
702	Cocaine
703	Coca leaves
704	Betel nut
705	Permanent marker
706	Aerosol spray
707	Carburetor cleaner
708	Heroin
709	Meth, Methamphetamine ("ice" or "crank")
710	Over-the-counter drug
711	Rubbing alcohol and peroxide
801	Nicorette
802	Honey Rose herbal cigarettes
803	Herbal cigarette, not otherwise specified
804	Ecstasy herbal cigarettes
805	Smokey Mountain herbal snuff
806	Herbal Gold herbal cigarettes
807	Ariva tobacco lozenge
808	Herbal Dreams cigarettes
809	Evo electronic cigarette
810	Electronic/smokeless cigarette; otherwise unspecified
811	Raven-E
812	Modern Vapor
813	Logic
814	blu
815	Real Deal
816	Halo
817	Volcano
818	Mistic
819	NJOY
820	Flavorz by Joe E Liquids
821	Rio
822	Ecto
823	V2

Code	Definition
824	Vuse Vibe
825	MarkTen
826	Premium
827	T4
828	21st Century Smoke
829	RY4 Smooth e Liquid
830	B&M electronic cigarettes
831	Rebel electronic cigarettes
832	JUUL
833	Nirdosh herbal cigarettes
834	Ruthless
835	Bouncing Betty
836	Vaporz
837	Hemp/CBD cigarettes: brand unspecified
838	naked100
839	Ignite CBD vape pen/cartridge
840	BIDI stick/vapor pen
841	PUFF bar
842	Koi CBD vape juice

Appendix D

Nicotine Dependence and Substance Use Disorder

D.1 Introduction

The 2020 National Survey on Drug Use and Health (NSDUH) computer-assisted interviewing (CAI) instrumentation included questions that were designed to measure dependence on nicotine (cigarettes) and illicit drug¹ or alcohol use disorder. Illicit drug or alcohol use disorder is also referred to as substance use disorder (SUD). This appendix includes information on the definitions, comparability, analysis details, and coding specifications of the variables that measure nicotine dependence and SUD. The variable specifications are provided for nicotine dependence and SUD, respectively, within separate sections of this appendix.

D.1.1 Nicotine (Cigarette) Dependence and SUD Measures

For nicotine (cigarettes), questions pertaining to dependence were based on criteria from the Nicotine Dependence Syndrome Scale (NDSS; Shiffman et al., 1995; Shiffman et al., 2004) and the Fagerstrom Test of Nicotine Dependence (FTND; Fagerstrom, 1978; Heatherton et al., 1991). These criteria were first used to measure nicotine dependence in NSDUH in 2003.

For substances other than nicotine (cigarettes), which include alcohol, marijuana, cocaine, heroin, methamphetamine, prescription pain relievers, prescription sedatives, prescription stimulants, prescription tranquilizers, hallucinogens, and inhalants, the 2020 questionnaire contained two versions of the SUD questions. The first set of questions were based on the criteria in the *Diagnostic and Statistical Manual of Mental Disorders*, 4th edition (DSM-IV; American Psychiatric Association, 1994). The second set of questions were based on the criteria in the *Diagnostic and Statistical Manual of Mental Disorders*, 5th edition (DSM-5; American Psychiatric Association, 2013).

As described above, there are two versions of the SUD questions in the 2020 questionnaire, but each respondent received only one version of the SUD questions. The DSM-5 version of the SUD questions was asked as part of the Clinical Validation Study (CVS) that was originally planned for the first 6 months of the 2020 NSDUH. Selection into the CVS sample was based on responses to survey questions located earlier in the questionnaire on cigarette, alcohol, and marijuana use. Logic in the NSDUH questionnaire then assigned respondents to the CVS.

Respondents selected for the CVS (i.e., “CVS respondents”) received the revised SUD questions that were based on the DSM-5-specific criteria. Respondents who were not selected for the CVS received the existing SUD questions (based on the DSM-IV criteria) in the dependence and abuse questionnaire section. Respondents who were not selected for the CVS also received supplemental questions in the emerging issues section of the questionnaire about additional DSM-5-specific criteria that were not covered by the existing DSM-IV-based questions. These additional questions were on craving, marijuana withdrawal, and tranquilizer withdrawal. Otherwise, respondents selected for the CVS sample completed the same sections in the same order as other NSDUH interview respondents. The CVS data were not retained on the public use file for disclosure reasons; therefore, the remainder of this appendix focuses on the coding specifications that applies to the non-CVS data.

¹ Illicit drugs included marijuana, cocaine, heroin, hallucinogens, inhalants, methamphetamine, and the misuse of prescription psychotherapeutic drugs (i.e., pain relievers, tranquilizers, stimulants, and sedatives).

The SUD variables in the 2020 NSDUH that are based on the DSM-IV criteria were created consistently with the SUD variables in the 2019 NSDUH and have the same variable names across years. Respondents were asked the DSM-IV questions in the dependence or abuse section of the questionnaire. Respondents are still required to have met the same number of DSM-IV criteria as in past years to be classified as having an SUD based on the DSM-IV criteria. The SUD variables based on the DSM-5 criteria were new in 2020 and were used to produce the estimates presented in the 2020 detailed tables (Center for Behavioral Health Statistics and Quality [CBHSQ], 2021b) and the 2020 first findings report (Substance Abuse and Mental Health Services Administration [SAMHSA], 2021). New questions were added to the questionnaire in 2020 to enable the production and validation of DSM-5-based estimates.

D.1.2 Impact of Coronavirus Disease 2019 on the 2020 NSDUH

The coronavirus disease 2019 (COVID-19) pandemic made 2020 a unique year within the history of NSDUH. Quarter 1 (January to March 2020) was completed using standard NSDUH protocols with in-person data collection. Given the public health emergency related to COVID-19 and considering the safety of field staff and the public, NSDUH in-person data collection was suspended on March 16, 2020, including the CVS.² For weighting, imputation, and estimation, the small number of Quarter 3 (i.e., July data) interviews were grouped with the Quarter 4 data. For simplicity, references of Quarter 4 in the 2020 detailed tables, refers to the combined Quarters 3 and 4 data. Estimates for nicotine (cigarette) dependence and for SUD based on the DSM-5 criteria shown in the 2020 detailed tables (CBHSQ, 2021b) were calculated using data from combined Quarters 1 and 4 of 2020. Except for a very brief data collection effort that tested increased safety measures in July, no data were collected in Quarters 2 and 3 (i.e., April to September). SAMHSA decided to produce estimates for 2020 using the combined data to increase the sample sizes and resulting precision of the estimates. To protect respondents' confidentiality, the variable QUARTER was removed from the file so that no analyses can be performed by quarter. Given the differences in data collection periods and other methodological procedures between 2020 and prior NSDUH years, SAMHSA decided not to make statistical comparisons between 2020 estimates and those from prior years in the 2020 detailed tables and the first findings report (SAMHSA, 2021). Due to methodological changes for 2020, caution is advised when comparing 2020 and prior years. Caution should also be used when attempting to distinguish the effects on estimates due to real changes in the population (e.g., COVID-19, other events) from the effects due to methodological changes. Regardless, general information on how to compare, combine, and weight the nicotine (cigarette) dependence and SUD data across survey years, including 2020, is provided in this appendix. Caveats regarding the 2020 data are also provided where applicable. See Chapters 2, 3, and 6 of the 2020 methodological summary and definitions for additional details (CBHSQ, 2021a).

D.1.3 Comparability between Years and Versions of SUD

D.1.3.1 Nicotine (Cigarette) Dependence

The same criteria to measure nicotine (cigarette) dependence were used in 2020 as in past years. Even though the variables were created consistently with variables from prior years, caution

² The original target of 1,500 NSDUH respondents for the CVS sample was not achieved because of the suspension of NSDUH data collection in March 2020. There was no subsequent resumption of data collection for the CVS.

is advised when comparing the 2020 NSDUH with prior years due to the methodological changes for 2020, as noted above.

D.1.3.2 SUD

People were classified under the DSM-5 criteria as having an SUD for a given substance if they had two or more of the criteria applicable for that substance. In contrast, people were classified under the DSM-IV criteria as having an SUD if they met criteria for dependence or abuse. People were classified as having dependence if they had three or more of the DSM-IV dependence criteria for a given substance. People were classified as having abuse if they did not meet criteria for dependence but had one or more of the abuse criteria. Although DSM-5 assesses many of the same criteria as DSM-IV, it does not use the diagnoses of dependence and abuse.

The specific criteria used to assess whether someone has an SUD also differ between DSM-5 and DSM-IV. A summary of the differences in criteria can be seen in Table 3.8 of the 2020 methodological summary and definitions (CBHSQ, 2021a).

- DSM-5 (but not DSM-IV) includes a criterion for whether someone had a strong craving or urge to use the substance.
- DSM-5 (but not DSM-IV) includes a withdrawal criterion for cannabis (i.e., marijuana).
- DSM-IV includes a criterion about whether use of a substance caused people to do things that repeatedly got them in trouble with the law. This “legal troubles” criterion for DSM-IV is not included in the SUD criteria for DSM-5.

Due to the differences in the criteria and the scoring algorithm for the DSM-5 and the DSM-IV, the two sets of SUD variables are not comparable with each other.

As noted above, the 2020 SUD variables based on the DSM-IV criteria are defined similarly to past NSDUHs, and, as such, retained the same names as the 2019 NSDUH. For 2020, the version of SUD variables based on the DSM-IV criteria were created from the questions from the dependence or abuse section of the questionnaire. Even though the DSM-IV version of the SUD variables was created similarly to prior years, caution is advised when comparing the 2020 NSDUH with prior years due to the methodological changes for 2020.

The new 2020 SUD variables based on the DSM-5 criteria were given new names that include a “5” to indicate the criteria based on the DSM-5 were used in the definition. For 2020, the version of the SUD variables based on the DSM-5 criteria were created from the questions from the dependence or abuse section of the questionnaire plus the supplemental questions on the DSM-5-specific criteria that were added to the emerging issues section of the questionnaire.

The change from DSM-IV to DSM-5 criteria for estimating SUD led to a break in the comparability of 2020 SUD estimates with estimates from prior years. Consequently, tables and reports for the 2020 NSDUH present SUD estimates only for 2020. Because SUD estimates using the DSM-5 criteria started a new baseline in 2020, the modified predictive mean neighborhood (modPMN) imputation method was used to impute missing DSM-5 SUD data for alcohol and all illicit drugs beginning in 2020. See Table 3.8 of the 2020 methodological summary and definitions (CBHSQ, 2021a) for a list comparing the DSM-IV and DSM-5 criteria.

D.1.4 Severity Measures

In addition to the DSM-5 criteria questions used to classify someone with SUD, the 2020 NSDUH included questions asking about the severity of an SUD. The severity of an SUD according to DSM-5 criteria is determined by the number of individual criteria recorded as positive for a particular substance (or category of substances).

- People were classified as having an SUD of mild severity if they met two or three SUD criteria for that substance.
- People were classified as having an SUD of moderate severity if they met four or five SUD criteria for that substance.
- People were classified in the severe SUD category if they met six or more SUD criteria for that substance.

Variables for SUD severity also were created for the 2020 NSDUH according to these definitions and are included on the data file. However, this appendix does not contain specifics for these variables, and published estimates for SUD severity outcomes were not presented in the 2020 detailed tables (CBHSQ, 2021b) or the first findings report (CBHSQ, 2021a). Some of the severity level data was dropped from the file due to disclosure risk.

D.1.5 Analysis Weights and Variance Estimation Variables

Because the nicotine (cigarette) dependence and the SUD variables based on the DSM-IV criteria are similar to SUD variables in past years, users may want to combine 2020 with prior years of NSDUH data. To do so, the 2020 person-level analysis weight variable names and variance estimation variable names would need to be renamed to be consistent across years before running analyses on the combined dataset using statistical software. See the Use of Analysis Weights and Variance Estimation Variables section of the codebook introduction for more details. Given the methodological changes for the 2020 NSDUH, caution is advised when comparing 2020 and prior years.

To analyze the 2002 to 2020 nicotine (cigarette) dependence or the SUD variables based on the DSM-IV that are available for those years, users should create a new analysis weight variable that takes on the value of the standard analysis weight (ANALWT_C) for 2002 to 2019 and the value of the standard analysis weight (ANALWTQ1Q4_C) for 2020 respondents. Users should also create a new variance estimation stratum variable that takes on the value of VESTR for 2002 to 2019 and the value of VESTRQ1Q4_C for 2020 respondents. The variance estimation primary sampling unit within stratum variable VEREP is named the same for all years 2002 to 2020. For substances that underwent changes due to the 2015 partial redesign, data are only available starting with the 2015 NSDUH.

SUD variables based on the DSM-5 criteria are new for 2020 and should be analyzed using the 2020 standard analysis weight (ANALWTQ1Q4_C), variance estimation stratum variable (VESTRQ1Q4_C), and variance estimation primary sampling unit within stratum variable (VEREP).

Due to the complexity of defining the SUD variables, details regarding the creation of these variables are provided in this appendix.

D.1.6 Differences in Methodologies for Nicotine (Cigarettes) and Other DSM-IV SUD Measures

Differences exist between the methodologies used for determining dependence on nicotine (cigarettes) and for determining dependence on other substances. For example, to classify as nicotine (cigarette) dependent, a respondent must be a past *month* user of cigarettes. However, to classify as dependent on one of the other substances based on DSM-IV criteria, a respondent must be a past *year* user of that substance. A second difference is that the NDSS questions are imputed at the individual question level, whereas the individual DSM-IV dependence questions are not imputed. Beginning in 2015, the overall dependence (and abuse) indicators for seven of the DSM-IV measures were imputed, but the individual dependence questions themselves were not.³ For the remaining dependence or abuse DSM-IV measures that were not imputed, the unknown values were treated the same as a response of “no.”

D.1.7 Changes over Time

Beginning in 2016, an opioid use disorder measure was included in the detailed tables (CBHSQ, 2017b) and first findings reports (Lipari et al., 2017; Park-Lee et al., 2017; SAMHSA, 2017). Respondents were classified as having a past year opioid use disorder if they had either a heroin use disorder or pain reliever use disorder related to their misuse of prescription pain relievers in the past year or if they had both disorders. For 2015 to 2019, estimates of opioid use disorder presented in the detailed tables and the first findings reports were based on the DSM-IV criteria, and the variables used to construct these estimates were considered comparable across those survey years. For 2020, estimates of opioid use disorder in NSDUH tables and reports were based on the DSM-5 criteria and are not comparable with estimates from prior years that were based on DSM-IV criteria. The 2020 data file also includes measures of opioid use disorder based on the DSM-IV criteria (i.e., dependence or abuse), though the comparability of these measures with prior survey years is unknown due to methodological changes introduced in response to COVID-19, and caution is advised when comparing 2020 with prior years.

Beginning in 2018, a tranquilizer or sedative use disorder measure was included in the detailed tables (CBHSQ, 2019) and first findings report (SAMHSA, 2019). Respondents were classified as having a past year tranquilizer or sedative use disorder if they had either a tranquilizer use disorder (i.e., dependence or abuse), a sedative use disorder, or both disorders in the past year. Respondents were not classified as having tranquilizer or sedative use disorder if they did not meet the use disorder criteria for either prescription tranquilizers or prescription sedatives individually in the past year. For 2018 and 2019, estimates of tranquilizer or sedative use disorder presented in the detailed tables and the first findings reports were based on the DSM-IV criteria, and the variables used to construct these estimates were considered comparable across those survey years. For 2020, estimates of tranquilizer or sedative use disorder in NSDUH tables and reports were based on the DSM-5 criteria and are not comparable with estimates from prior years that were based on DSM-IV criteria. Data for use disorder are not available for benzodiazepines, because

³ These seven drugs include hallucinogens, inhalants, methamphetamine, prescription pain relievers, prescription sedatives, prescription stimulants, and prescription tranquilizers.

respondents are asked about use disorder symptoms of sedatives and tranquilizers as aggregate categories and could therefore report symptoms of use disorder that apply to tranquilizers or sedatives that are not benzodiazepines.

Beginning in 2020, a central nervous system (CNS) stimulant use disorder measure based on the DSM-5 criteria was included in the 2020 detailed tables (CBHSQ, 2021b) and the first findings report (SAMHSA, 2021). Respondents were classified as having a past year CNS stimulant use disorder if they had a cocaine use disorder, a methamphetamine use disorder, a prescription stimulant use disorder, or a combination of two or more of these use disorders in the past year. Respondents were not classified as having a CNS stimulant use disorder if they did not meet the use disorder criteria for cocaine, methamphetamine, or prescription stimulants individually in the past year. The data file also includes a CNS stimulant use disorder based on the DSM-IV criteria (i.e., dependence or abuse), though the comparability of these measures with prior survey years is unknown due to methodological changes introduced in response to COVID-19, and caution is advised when comparing 2020 with prior years.

D.2 Nicotine (Cigarette) Dependence

The 2020 NSDUH CAI questions designed to assess nicotine (cigarette) dependence were based on the NDSS and the FTND. To identify patterns of nicotine (cigarette) dependence within the 2020 NSDUH data, variable indicators were created to measure dependence on nicotine through the use of cigarettes. A respondent was classified as being dependent if he or she met either the NDSS or the FTND criteria for dependence. There was no change in the questions or variables definitions for nicotine (cigarette) dependence for the 2020 NSDUH. But due to the methodological changes noted above, caution is advised when comparing the 2020 NSDUH with prior years. See the 2020 methodological summary and definitions (CBHSQ, 2021a) for more information.

D.2.1 Nicotine Dependence Syndrome Scale (NDSS)

The conceptual roots of the NDSS are similar to those behind the DSM-IV concept of dependence (Edwards & Gross, 1976). The 2020 NSDUH contains 19 NDSS questions that address five aspects of dependence:

1. Smoking drive (compulsion to smoke driven by nicotine craving and withdrawal)
 - a. After not smoking for a while, you need to smoke in order to feel less restless and irritable (IRCGIRTB)
 - b. When you don't smoke for a few hours, you start to crave cigarettes (IRCGCRV)
 - c. You sometimes have strong cravings for a cigarette where it feels like you're in the grip of a force you can't control (IRCGCRGP)
 - d. You feel a sense of control over your smoking - that is, you can "take it or leave it" at any time (IRCGNCTL)
 - e. You sometimes worry that you will run out of cigarettes (IRCGROUT)
2. Nicotine tolerance
 - a. Since you started smoking, the amount you smoke has increased (IRCGINCR)
 - b. Compared to when you first started smoking, you need to smoke a lot more now in order to be satisfied (IRCGSAT)

- c. Compared to when you first started smoking, you can smoke much, much more now before you start to feel anything (IRCGLMR)
3. Continuous smoking
 - a. You smoke cigarettes fairly regularly throughout the day (IRCGRGDY)
 - b. You smoke about the same amount on weekends as on weekdays (IRCGRGWK)
 - c. You smoke just about the same number of cigarettes from day to day (IRCGRGNM)
 - d. It's hard to say how many cigarettes you smoke per day because the number often changes (IRCGNCG)
 - e. It's normal for you to smoke several cigarettes in an hour, then not have another one until hours later (IRCGSLHR)
 4. Behavioral priority (preferring smoking over other reinforcing activities)
 - a. You tend to avoid places that don't allow smoking, even if you would otherwise enjoy them (IRCGAVD)
 - b. There are times when you choose not to be around your friends who don't smoke because they won't like it if you smoke (friends question - CIGFNLKE)
 - c. Even if you're traveling a long distance, you'd rather not travel by airplane because you wouldn't be allowed to smoke (IRCGPLN)
 5. Stereotypy (fixed patterns of smoking)
 - a. Do you have any friends who do not smoke cigarettes (friends question - CIGFNSMK)
 - b. The number of cigarettes you smoke per day is often influenced by other things - how you're feeling, or what you're doing, for example (IRCGINFL)
 - c. Your smoking is not affected much by other things. For example, you smoke about the same amount whether you're relaxing or working, happy or sad, alone or with others (IRCGNINF).

Each of these five domains can be assessed as separate measures, but an average score across all domains also can be obtained for overall nicotine dependence (Shiffman et al., 2004). In accordance with the scoring methods described by Shiffman and colleagues, the NDSS algorithm for calculating this average score was based on the respondent's answers to 17 of the 19 questions listed above. The items regarding nonsmoking friends (4b - CIGFNLKE and 5a - CIGFNSMK) were excluded due to higher item nonresponse rates.

For respondents who answered 16 of the 17 NDSS nicotine (cigarette) dependence questions used in the NDSS algorithm, the missing item was imputed using the 16 answered NDSS items as covariates in a weighted least squares regression model. For more information on the imputation of nicotine dependence, see the 2020 editing and imputation report in the NSDUH methodological resource book (MRB; CBHSQ, forthcoming).

Responses to items IRCGIRTB, IRCGCRV, IRCGCRGP, IRCGAVD, IRCGPLN, IRCGROUT, IRCGRGDY, IRCGRGWK, IRCGRGNM, IRCGNINF, IRCGINCR, IRCGSAT, and IRCGLMR were coded from 1 to 5 where

1=Not at all true,
2=Somewhat true,
3=Moderately true,
4=Very true, and
5=Extremely true.

Responses to items IRCGNCTL, IRCGNCG, IRCGSLHR, and IRCGINFL were reverse coded from 5 to 1 where

5=Not at all true,
4=Somewhat true,
3=Moderately true,
2=Very true, and
1=Extremely true.

For respondents who reported smoking cigarettes in the past month, the NDSS score, NDSSANSP, was calculated as the sum of the responses to the previous questions divided by 17. This score was calculated only for those who had responses to all 17 questions after imputation. If a respondent did not have valid responses (based on actual reporting and imputation) to all 17 questions, then his or her NDSS score was classified as missing.

A respondent was classified as nicotine dependent, NDSSDNSP=1, if the NDSS score was greater than or equal to 2.75. If the NDSS score was less than 2.75 or missing, then the respondent was determined to be nondependent, NDSSDNSP=0, based on the NDSS. The threshold of 2.75 was derived by the scale developers by examining the distribution of scores in other samples of smokers who were administered the NDSS, including a contrast of scores obtained for nondependent smokers (chippers) versus heavy smokers (Shiffman et al., 1994).

D.2.2 Fagerstrom Test of Nicotine Dependence (FTND)

The FTND is a multi-item measure of dependence, but much of its ability to discriminate dependent smokers derives from a single item assessing how soon after waking smokers have their first cigarette (Heatherton et al., 1989). Because most nicotine is cleared from the bloodstream overnight, smokers typically wake in nicotine deprivation, and rapid movement to smoke is considered a sign of dependence. A respondent who reported smoking cigarettes in the past month was classified as nicotine dependent based on the FTND, FTNDDNSP=1, if the first cigarette smoked was within 30 minutes of waking up on the days he or she smoked (CIGWAKE=1 or 2). All other respondents not meeting this criterion were determined to be nondependent, FTNDDNSP=0.

D.2.3 Nicotine (Cigarette) Dependence

Using both the NDSS and the FTND, a respondent was classified as having nicotine (cigarette) dependence in the past month, DNICNSP=1, if he or she met either the NDSS (NDSSDNSP=1) or FTND (FTNDDNSP=1) criteria for dependence.

D.3 DSM-IV Dependence and Abuse

The 2020 NSDUH CAI questions were designed to assess substance dependence and abuse of alcohol and illicit drugs based on the criteria for dependence and abuse in the DSM-IV (American Psychiatric Association, 1994). For marijuana, inhalants, hallucinogens, and prescription tranquilizers, a respondent was classified as having dependence if he or she met three or more of six standard dependence criteria. Dependence criteria for alcohol, cocaine, heroin, methamphetamine, prescription pain relievers, prescription sedatives, and prescription stimulants include the six standard criteria and an additional withdrawal criterion (seven criteria in total). Here, a respondent was classified as having dependence if he or she met three or more of the seven dependence criteria that pertain to that substance. For each illicit drug and alcohol, a respondent was classified as having abused that substance if he or she met one or more of four abuse criteria and was determined not to be dependent upon the substance of interest.⁴

Dependence and abuse variables are mutually exclusive with dependence taking precedence (i.e., dependence is determined first, and respondents are only classified as having abused a substance if they are not already classified as dependent, regardless of responses to the abuse questions). Therefore, it is possible for the variables showing abuse of a combination of substances to not correspond with the abuse status of those individual substances. For example, a respondent who is classified as having abused cocaine in the past year may be classified as not having abused illicit drugs because he or she was dependent on marijuana and already classified as being dependent on illicit drugs.

In 2015, the NSDUH questionnaire underwent a partial redesign to improve the quality of the NSDUH data and to address the changing needs of policy makers and researchers regarding substance use and mental health issues. The changes to the questionnaire resulted in a new baseline for DSM-IV-based SUD measures of inhalants, hallucinogens, methamphetamine, prescription pain relievers (and therefore opioids), prescription sedatives, prescription stimulants, and prescription tranquilizers (and therefore prescription psychotherapeutics and tranquilizers or sedatives). Given the current editing and imputation procedures, along with the use of multiple sections of the questionnaire to determine whether a respondent was asked the SUD questions, users should be aware of the possible inconsistencies that may exist between the SUD variables and the imputed recency and frequency-of-use variables for selected substances. Responses from the main questions on recency and frequency of substance use were used as criteria to determine whether a respondent was asked the alcohol and/or illicit drug SUD questions. Unknown responses to the questions on recency and frequency of substance use in the main section were imputed. However, the imputation process did not take into account data reported in the special drug CAI sections. Therefore, responses to the SUD questions may be inconsistent with responses to the imputed recency or frequency-of-use questions. These inconsistent responses remained in the edited data and were not excluded in the creation of the SUD recodes. Because different sets of criteria were used as skip logic for each substance, different types of inconsistencies between the

⁴ The 2015 NSDUH and later years contains two versions of the abuse variables. The abuse variables (ABUSEXXX) defined in this appendix incorporate the criteria that a respondent cannot be classified as abusing a substance if he or she is classified as dependent upon that substance. A second set of abuse variables (ABUPOXXX) are defined solely on the abuse criteria and are independent of a respondent's dependence status. These intermediate abuse variables (ABUPOXXX) are used in conjunction with dependence variables (DEPNXXX) to create the DSM-IV version of abuse (ABUSEXXX). More details are provided later in this appendix.

SUD variables and the imputed variables for recency and frequency of substance use could occur by substance.

For alcohol and marijuana, respondents who reported past year use of the respective substance and reported use of the respective substance on more than 5 days in the past year were asked dependence and abuse questions. Respondents who reported substance use in the past year but did not report a valid response for their frequency of substance use data were still asked the dependence and abuse questions. Therefore, inconsistencies could occur where a respondent could be classified as dependent on or had abused a substance, but their *imputed* frequency of use variable indicated less frequent use than the required 5 days in the past year. For heroin, cocaine, and methamphetamine, the criteria included reporting past year use in multiple drug sections. Inconsistencies could occur when responses to questions in the main substance section indicated no use in the past year but positive responses to past year use in a special drug section (i.e., use with a needle) would lead to respondents being routed to the dependence and abuse section and potentially classified as having substance dependence or abuse in the past year.

All other illicit drugs (prescription pain relievers, prescription sedatives, prescription stimulants, prescription tranquilizers, hallucinogens, and inhalants) were revised in the 2015 NSDUH so that respondents were routed into the dependence and abuse sections based only on one criterion: respondent's reported past year use, or misuse for prescription psychotherapeutic drugs, in the main section of the respective substance. Thus, no inconsistencies could occur where the respondent was considered a nonuser of the substance but was classified as being dependent on or abusing the substance.

Dependence and abuse recode methods also changed in the 2015 NSDUH. Prior to the 2015 NSDUH, all dependence or abuse recodes (except nicotine dependence) were created in the same manner using edited data, and all values of unknown were treated as a "no" response. A respondent might have provided ambiguous information about past year use of any individual substance, in which case these respondents were not asked the dependence and abuse questions for that substance. Subsequently, these respondents could be imputed to be past year users of the respective substance. In this situation, the dependence and abuse data were unknown. These respondents with missing SUD measures were then classified as not dependent on or abusing the respective substance, without ever having been asked the dependence and abuse questions. Starting with the 2015 NSDUH, the questionnaire underwent a partial redesign, which included changes to sections that impacted dependence or abuse. Overall, questionnaire changes included a shift in focus for the prescription drug questions from lifetime misuse to past year misuse. Additionally, questions were added about any past year prescription drug use rather than just misuse. New methamphetamine questions were added, replacing the methamphetamine questions that were previously asked within the context of prescription stimulants. New methamphetamine questions were also added to the dependence or abuse section. Substantial changes were also made to questions about inhalants and hallucinogens.

Due to this questionnaire redesign, the dependence and abuse measures of these seven drugs (hallucinogens, inhalants, methamphetamine, prescription pain relievers, prescription sedatives, prescription stimulants, and prescription tranquilizers) broke trend for the dependence and abuse variables for these specific drugs. As a result, new improved imputation methods could be considered since the trends were already broken. A decision was made to also implement the

modPMN imputation method for the indicator level only for their dependence and abuse measures. The imputation process for the dependence and abuse variables is described in detail in the 2020 MRB editing and imputation report (CBHSQ, forthcoming), and the rationale for using modPMN imputation versus zero-fill imputation for SUD measures is provided in Chapter 10 of the evaluation of imputation methods report (CBHSQ, 2017a).

For the four dependence and abuse measures (alcohol, marijuana, cocaine, and heroin) not impacted by the questionnaire redesign, the recoding scheme was not changed. The dependence measures on these four drugs were determined directly from the criteria for dependence in DSM-IV. The final analysis abuse measures for these four drugs were recoded based on the criteria for dependence and abuse in DSM-IV (abuse but not dependence). As in past years, the missing responses for these four measures were treated as the responses of “no” (zero-fill imputation). Due to the questionnaire redesign for certain substances and not others, summary measures such as any illicit drugs, any illicit drugs other than marijuana, and any psychotherapeutic drugs established a new baseline in 2015 and are no longer considered comparable with corresponding variables from prior survey years. Due to the methodological changes noted above, caution is advised when comparing the 2020 dependence or abuse variables with variables from prior years. See the 2020 methodological summary and definitions (CBHSQ, 2021a) for more information.

Additional variables that came from the imputation process are included on the 2020 NSDUH data file. In addition to the original data for each question from the questionnaire that are found in edited form in the Substance Dependence or Abuse codebook section, some new additional variables were created. First, a set of intermediate recoded variables were created during the imputation process for both dependence and abuse. These dependence variables (DEPENDXXX) are defined as “Yes” or “No” for meeting the dependence criteria, and unknown data are set to system missing. The abuse variables (ABUPOSXXX) are defined as “Yes” or “No” for meeting the abuse criteria, and unknown data are set to system missing. These intermediate recoded abuse variables do not take into consideration the respondent’s dependence status and are considered independent abuse variables. These recoded dependence and abuse variables are then imputed independently, and the missing values are assigned to valid categories (Yes, No, Never Used, Did Not Use in Past 12 Months) and can be found in the Imputed Substance Dependence or Abuse codebook section.

The final DSM-IV version of the analysis variables that were included on this data file are found in the Recoded Substance Dependence or Abuse codebook section. The dependence variables are defined by recoding the imputed variables into a final recode defined as only “Yes” or “No.” These final abuse variables were defined by using the imputed independent abuse variables along with the respondent’s dependence status to classify the DSM-IV version of the abuse variables. These final abuse recodes are defined as “Yes” when a respondent meets the abuse criteria and does not have dependence on the substance.

Listed below are the definitions used for each of the individual dependence and abuse measures, as well as specific notes about any inconsistency issues for each measure. The individual measures are divided into either a dependence section or an abuse section. Additional variables that were created using a combination of these individual dependence and abuse measures are described in the Summary Measures of DSM-IV SUD section of this appendix and are also listed in the body of the codebook.

D.4 Substance Dependence Measures for Determining DSM-IV SUD

D.4.1 ALCOHOL

To be classified with alcohol dependence, DEPNDALC, which is a component of the DSM-IV definition of alcohol use disorder, a respondent must have met three or more of these alcohol dependence criteria:

- (1) Spent a great deal of time over a period of a month or more getting, using, or getting over the effects of alcohol (ALCLOTTM=1 or ALCGTOVR=1)
- (2) Used alcohol more often than intended or was unable to keep set limits on alcohol use (ALCKPLMT=2)
- (3) Needed to use alcohol more than before to get desired effects or noticed that same amount of alcohol use had less effect than before (ALCNDMOR=1 or ALCLSEFX=1)
- (4) Inability to cut down or stop using alcohol every time tried or wanted to (ALCCUTEV=2)
- (5) Continued to use alcohol even though it was causing problems with emotions, nerves, mental health, or physical problems (ALCEMCTD=1 or ALCPHCTD=1)
- (6) Alcohol use reduced or eliminated involvement or participation in important activities (ALCLSACT=1)
- (7) Reported experiencing two or more alcohol withdrawal symptoms at the same time that lasted longer than a day after alcohol use was cut back or stopped. Symptoms include (i) sweating or feeling that heart was beating fast; (ii) having hands tremble; (iii) having trouble sleeping; (iv) vomiting or feeling nauseous; (v) seeing, hearing, or feeling things that were not really there; (vi) feeling like could not sit still; (vii) feeling anxious; and (viii) having seizures or fits. (ALCWDSMT=1).

This recoded variable's unknown values are included in the "no" response, and it is comparable with similarly named variables from prior years. Caution is advised when comparing 2020 with prior years due to methodological changes for 2020. See Chapter 6 of the 2020 methodological summary and definitions for details.

Note: The respondents who used alcohol on 5 or fewer days in the past year were not administered the questions for determining alcohol dependence. However, a respondent could answer the dependence questions if he or she reported using alcohol in the past year, even if he or she did not report a valid response to the frequency of days in which he or she drank an alcoholic beverage. Thus, situations may exist where a respondent was classified as dependent on alcohol but drank an alcoholic beverage less than 6 days in the past year according to the imputed frequency of use variable (IRALCFY).

D.4.2 MARIJUANA

To be classified with marijuana dependence, DEPNDMRJ, which is a component of the DSM-IV definition of use disorder, a respondent must have met three or more of these marijuana dependence criteria:

- (1) Spent a great deal of time over a period of a month or more getting, using, or getting over the effects of marijuana (MRJLOTTM=1 or MRJGTOVR=1)
- (2) Used marijuana more often than intended or was unable to keep set limits on marijuana use (MRJKPLMT=2)
- (3) Needed to use marijuana more than before to get desired effects or noticed that same amount of marijuana use had less effect than before (MRJNDMOR=1 or MRJLSEFX=1)
- (4) Inability to cut down or stop using marijuana every time tried or wanted to (MRJCUTEV=2)
- (5) Continued to use marijuana even though it was causing problems with emotions, nerves, mental health, or physical problems (MRJEMCTD=1 or MRJPHCTD=1)
- (6) Marijuana use reduced or eliminated involvement or participation in important activities (MRJLSACT=1)

This recoded variable's unknown values are included in the "no" response, and it is comparable with similarly named variables from prior years. Caution is advised when comparing 2020 with prior years due to methodological changes for 2020. See Chapter 6 of the 2020 methodological summary and definitions for details.

Note: The respondents who used marijuana on 5 or fewer days in the past year were not administered the questions for determining marijuana dependence. However, a respondent could answer the dependence questions if he or she reported using marijuana in the past year, even if he or she did not report a valid response to the frequency of days in which he or she used marijuana. Thus, situations may exist where a respondent was classified as dependent on marijuana but used marijuana less than 6 days in the past year according to the imputed frequency of use variable (IRMJFY).

D.4.3 COCAINE

To be classified with cocaine dependence, DEPNDCOG, which is a component of the DSM-IV definition of use disorder, a respondent must have met three or more of these cocaine dependence criteria:

- (1) Spent a great deal of time over a period of a month or more getting, using, or getting over the effects of cocaine (COCLOTTM=1 or COCGTOVR=1)
- (2) Used cocaine more often than intended or was unable to keep set limits on cocaine use (COCKPLMT=2)
- (3) Needed to use cocaine more than before to get desired effects or noticed that same amount of cocaine use had less effect than before (COCNDMOR=1 or COCLSEFX=1)
- (4) Inability to cut down or stop using cocaine every time tried or wanted to (COCCUTEV=2)
- (5) Continued to use cocaine even though it was causing problems with emotions, nerves, mental health, or physical problems (COCEMCTD=1 or COCPHCTD=1)
- (6) Cocaine use reduced or eliminated involvement or participation in important activities (COCLSACT=1)

- (7) Reported feeling blue or down when trying to stop or cut down using cocaine (COCFLBLU=1) as well as experiencing two or more additional cocaine withdrawal symptoms at the same time that lasted longer than a day after cocaine use was cut back or stopped. Symptoms include (i) feeling tired or exhausted, (ii) having bad dreams, (iii) having trouble sleeping or sleeping more than normal, (iv) feeling hungry more often, and (v) feeling either very slowed down or like could not sit still. (COCWDSMT=1).

This recoded variable's unknown values are included in the "no" response, and it is comparable with similarly named variables from prior years. Caution is advised when comparing 2020 with prior years due to methodological changes for 2020. See Chapter 6 of the 2020 methodological summary and definitions for details.

Note: A respondent could answer the dependence questions if he or she reported injecting cocaine with a needle in the past year in the special drugs section, even if he or she reported not using cocaine in the past year in the cocaine section. Thus, situations may exist where a respondent was classified as being dependent on cocaine, even though he or she had not used cocaine in the past year according to the imputed recency variable (COCYR).

D.4.4 HEROIN

To be classified with heroin dependence, DEPNDHER, which is a component of the DSM-IV definition of use disorder, a respondent must have met three or more of these heroin dependence criteria:

- (1) Spent a great deal of time over a period of a month or more getting, using, or getting over the effects of heroin (HERLOTTM=1 or HERGTOVR=1)
- (2) Used heroin more often than intended or was unable to keep set limits on heroin use (HERKPLMT=2)
- (3) Needed to use heroin more than before to get desired effects or noticed that same amount of heroin use had less effect than before (HERNDMOR=1 or HERLSEFX=1)
- (4) Inability to cut down or stop using heroin every time tried or wanted to (HERCUTEV=2)
- (5) Continued to use heroin even though it was causing problems with emotions, nerves, mental health, or physical problems (HEREMCTD=1 or HERPHCTD=1)
- (6) Heroin use reduced or eliminated involvement or participation in important activities (HERLSACT=1)
- (7) Reported experiencing three or more heroin withdrawal symptoms at the same time that lasted longer than a day after heroin use was cut back or stopped. Symptoms include (i) feeling kind of blue or down; (ii) vomiting or feeling nauseous; (iii) having cramps or muscle aches; (iv) having teary eyes or a runny nose; (v) feeling sweaty, having enlarged eye pupils, or having body hair standing up on skin; (vi) having diarrhea; (vii) yawning; (viii) having a fever; and (ix) having trouble sleeping. (HERWDSMT=1).

This recoded variable's unknown values are included in the "no" response, and it is comparable with similarly named variables from prior years. Caution is advised when comparing

2020 with prior years due to methodological changes for 2020. See Chapter 6 of the 2020 methodological summary and definitions for details.

Note: A respondent could answer the dependence questions if he or she reported injecting with a needle, smoking, sniffing, or snorting heroin in the past year in the special drugs section, even if he or she reported not using heroin in the past year in the heroin section. Thus, situations may exist where a respondent was classified as dependent on heroin, even though he or she had not used heroin in the past year according to the imputed recency variable (HERYR).

D.4.5 HALLUCINOGENS

To be classified with hallucinogen dependence, DEPNDPYHAL, which is a component of the DSM-IV definition of use disorder, a respondent must have met three or more of these hallucinogen dependence criteria:

- (1) Spent a great deal of time over a period of a month or more getting, using, or getting over the effects of hallucinogens (HALULOTTM=1 or HALUGTOVR=1)
- (2) Used hallucinogens more often than intended or was unable to keep set limits on hallucinogen use (HALUKPLMT=2)
- (3) Needed to use hallucinogens more than before to get desired effects or noticed that same amount of hallucinogen use had less effect than before (HALUNDMOR=1 or HALULSEFX=1)
- (4) Inability to cut down or stop using hallucinogens every time tried or wanted to (HALUCUTEV=2)
- (5) Continued to use hallucinogens even though they were causing problems with emotions, nerves, mental health, or physical problems (HALUEMCTD=1 or HALUPHCTD=1)
- (6) Hallucinogen use reduced or eliminated involvement or participation in important activities (HALULSACT=1)

This recode was created using the edited dependence variable (DEPENDHAL) and imputing it so that all past year users were either classified with dependence or classified without dependence. Then the imputed dependence variable (IRDEPENDHAL) was converted to the final analysis recode (DEPNDPYHAL). Due to the changes in the 2015 NSDUH noted above, this final analysis recode is not comparable with the hallucinogen dependence variable from 2014 and prior years. Caution is advised when comparing 2020 with prior years due to methodological changes for 2020. See Chapter 6 of the 2020 methodological summary and definitions for details.

D.4.6 INHALANTS

To be classified with inhalant dependence, DEPNDPYINH, which is a component of the DSM-IV definition of use disorder, a respondent must have met three or more of these inhalant dependence criteria:

- (1) Spent a great deal of time over a period of a month or more getting, using, or getting over the effects of inhalants (INHLLOTTM=1 or INHLGTOVR=1)

- (2) Used inhalants more often than intended or was unable to keep set limits on inhalant use (INHLKPLMT=2)
- (3) Needed to use inhalants more than before to get desired effects or noticed that same amount of inhalant use had less effect than before (INHLNDMOR=1 or INHLLSEFX=1)
- (4) Inability to cut down or stop using inhalants every time tried or wanted to (INHLCUTEV=2)
- (5) Continued to use inhalants even though they were causing problems with emotions, nerves, mental health, or physical problems (INHLEMCTD=1 or INHLPHCTD=1)
- (6) Inhalant use reduced or eliminated involvement or participation in important activities (INHLLSACT=1)

This recode was created using the edited dependence variable (DEPENDINH) and imputing it so that all past year users were either classified with dependence or classified without dependence. Then the imputed dependence variable (IRDEPENDINH) was converted to the final analysis recode (DEPNDPYINH). Due to the changes in the 2015 NSDUH noted above, this final analysis recode is not comparable with the inhalant dependence variable from 2014 and prior years. Caution is advised when comparing 2020 with prior years due to methodological changes for 2020. See Chapter 6 of the 2020 methodological summary and definitions for details.

D.4.7 METHAMPHETAMINE

To be classified with methamphetamine dependence, DEPNDPYMTH, which is a component of the DSM-IV definition of use disorder, a respondent must have met three or more of these methamphetamine dependence criteria:

- (1) Spent a great deal of time over a period of a month or more getting, using, or getting over the effects of methamphetamine (METHLOTTM=1 or METHGTOVR=1)
- (2) Used methamphetamine more often than intended or was unable to keep set limits on methamphetamine use (METHKPLMT=2)
- (3) Needed to use methamphetamine more than before to get desired effects or noticed that same amount of methamphetamine use had less effect than before (METHNDMOR=1 or METHLSEFX=1)
- (4) Inability to cut down or stop using methamphetamine every time tried or wanted to (METHCUTEV=2)
- (5) Continued to use methamphetamine even though it was causing problems with emotions, nerves, mental health, or physical problems (METHEMCTD=1 or METHPHCTD=1)
- (6) Methamphetamine use reduced or eliminated involvement or participation in important activities (METHLSACT=1)
- (7) Reported feeling blue or down when trying to stop or cut down using methamphetamine (METHFLBLU=1) as well as experiencing two or more additional methamphetamine withdrawal symptoms at the same time that lasted longer than a day after methamphetamine use was cut back or stopped. Symptoms include (i) feeling tired or exhausted, (ii) having bad dreams, (iii) having trouble sleeping or sleeping more than normal, (iv) feeling hungry more often, and (v) feeling either very slowed down or like could not sit still. (METHWDSMT=1).

This recode was created using the edited dependence variable (DEPENDMTH) and imputing it so that all past year users were either classified with dependence or classified without dependence. Then the imputed dependence variable (IRDEPENDMTH) was converted to the final analysis recode (DEPNDPYMTH). Due to the changes in the 2015 NSDUH noted above, this final analysis recode is not comparable with the methamphetamine dependence variable from 2014 and prior years. Caution is advised when comparing 2020 with prior years due to methodological changes for 2020. See Chapter 6 of the 2020 methodological summary and definitions for details.

Note: A respondent could answer the dependence questions if he or she reported injecting methamphetamine with a needle in the past year in the special drugs section, even if he or she reported not using methamphetamine in the past year in the methamphetamine section. Thus, situations may exist where a respondent was classified as being dependent on methamphetamine, even though he or she had not used methamphetamine in the past year according to the imputed recency variable (METHAMYR).

D.4.8 PRESCRIPTION PAIN RELIEVERS

To be classified with prescription pain reliever dependence, DEPNDPYPNR, which is a component of the DSM-IV definition of use disorder, a respondent must have met three or more of these pain reliever dependence criteria:

- (1) Spent a great deal of time over a period of a month or more getting, using, or getting over the effects of pain relievers (PNRLLOTTM=1 or PNRLGTOVR=1)
- (2) Used pain relievers more often than intended or was unable to keep set limits on pain reliever use (PNRLKPLMT=2)
- (3) Needed to use pain relievers more than before to get desired effects or noticed that same amount of pain reliever use had less effect than before (PNRLNDMOR=1 or PNRLLESEFX=1)
- (4) Inability to cut down or stop using pain relievers every time tried or wanted to (PNRLCUTEV=2)
- (5) Continued to use pain relievers even though they were causing problems with emotions, nerves, mental health, or physical problems (PNRLEMCTD=1 or PNRLPHCTD=1)
- (6) Pain reliever use reduced or eliminated involvement or participation in important activities (PNRLLSACT=1)
- (7) Reported experiencing three or more pain reliever withdrawal symptoms at the same time that lasted longer than a day after pain reliever use was cut back or stopped. Symptoms include (i) feeling kind of blue or down; (ii) vomiting or feeling nauseous; (iii) having cramps or muscle aches; (iv) having teary eyes or a runny nose; (v) feeling sweaty, having enlarged pupils, or having body hair standing up on skin; (vi) having diarrhea; (vii) yawning; (viii) having a fever; and (ix) having trouble sleeping. (PNRLWDSMT=1).

This recode was created using the edited dependence variable (DEPENDPNR) and imputing it so that all past year users were either classified with dependence or classified without dependence. Then the imputed dependence variable (IRDEPENDPNR) was converted to the final analysis recode (DEPNDPYPNR). Due to the changes in the 2015 NSDUH noted above, this final

analysis recode is not comparable with the prescription pain reliever dependence variable from 2014 and prior years. Caution is advised when comparing 2020 with prior years due to methodological changes for 2020. See Chapter 6 of the 2020 methodological summary and definitions for details.

D.4.9 PRESCRIPTION TRANQUILIZERS

To be classified with prescription tranquilizer dependence, DEPNDPYTRQ, which is a component of the DSM-IV definition of use disorder, a respondent must have met three or more of these tranquilizer dependence criteria:

- (1) Spent a great deal of time over a period of a month or more getting, using, or getting over the effects of tranquilizers (TRQLLOTTM=1 or TRQLGTOVR=1)
- (2) Used tranquilizers more often than intended or was unable to keep set limits on tranquilizer use (TRQLKPLMT=2)
- (3) Needed to use tranquilizers more than before to get desired effects or noticed that same amount of tranquilizer use had less effect than before (TRQLNDMOR=1 or TRQLLSEFT=1)
- (4) Inability to cut down or stop using tranquilizers every time tried or wanted to (TRQLCUTEV=2)
- (5) Continued to use tranquilizers even though they were causing problems with emotions, nerves, mental health, or physical problems (TRQLEMCTD=1 or TRQLPHCTD=1)
- (6) Tranquilizer use reduced or eliminated involvement or participation in important activities (TRQLLSACT=1)

D.4.10 PRESCRIPTION STIMULANTS

To be classified with prescription stimulant dependence, DEPNDPYSTM, which is a component of the DSM-IV definition of use disorder, a respondent must have met three or more of these stimulant dependence criteria:

- (1) Spent a great deal of time over a period of a month or more getting, using, or getting over the effects of stimulants (STIMLOTTM=1 or STIMGTOVR=1)
- (2) Used stimulants more often than intended or was unable to keep set limits on stimulant use (STIMKPLMT=2)
- (3) Needed to use stimulants more than before to get desired effects or noticed that same amount of stimulant use had less effect than before (STIMNDMOR=1 or STIMLSEFX=1)
- (4) Inability to cut down or stop using stimulants every time tried or wanted to (STIMCUTEV=2)
- (5) Continued to use stimulants even though they were causing problems with emotions, nerves, mental health, or physical problems (STIMEMCTD=1 or STIMPHCTD=1)
- (6) Stimulant use reduced or eliminated involvement or participation in important activities (STIMLSACT=1)
- (7) Reported feeling blue or down when trying to stop or cut down using stimulants (STIMFLBLU=1) as well as experiencing two or more additional stimulant

withdrawal symptoms at the same time that lasted longer than a day after stimulant use was cut back or stopped. Symptoms include (i) feeling tired or exhausted, (ii) having bad dreams, (iii) having trouble sleeping or sleeping more than normal, (iv) feeling hungry more often, and (v) feeling either very slowed down or like could not sit still. (STIMWDSMT=1).

This recode was created using the edited dependence variable (DEPENDSTM) and imputing it so that all past year users were either classified with dependence or classified without dependence. Then the imputed dependence variable (IRDEPENDSTM) was converted to the final analysis recode (DEPNDPYSTM). Due to the changes in the 2015 NSDUH noted above, this final analysis recode is not comparable with the prescription stimulant dependence variable from 2014 and prior years. Caution is advised when comparing 2020 with prior years due to methodological changes for 2020. See Chapter 6 of the 2020 methodological summary and definitions for details.

D.4.11 PRESCRIPTION SEDATIVES

To be classified with prescription sedative dependence, DEPNDPYSED, which is a component of the DSM-IV definition of use disorder, a respondent must have met three or more of these sedative dependence criteria:

- (1) Spent a great deal of time over a period of a month or more getting, using, or getting over the effects of sedatives (SEDVLOTTM=1 or SEDVGTOVR=1)
- (2) Used sedatives more often than intended or was unable to keep set limits on sedative use (SEDVKPLMT=2)
- (3) Needed to use sedatives more than before to get desired effects or noticed that same amount of sedative use had less effect than before (SEDVNDMOR=1 or SEDVLSEFX=1)
- (4) Inability to cut down or stop using sedatives every time tried or wanted to (SEDV CUTEV=2)
- (5) Continued to use sedatives even though they were causing problems with emotions, nerves, mental health, or physical problems (SEDVEMCTD=1 or SEDVPHCTD=1)
- (6) Sedative use reduced or eliminated involvement or participation in important activities (SEDVLSACT=1)
- (7) Reported experiencing two or more sedative withdrawal symptoms at the same time that lasted longer than a day after sedative use was cut back or stopped. Symptoms include (i) sweating or feeling that heart was beating fast; (ii) having hands tremble; (iii) having trouble sleeping or sleeping more than normal; (iv) vomiting or feeling nauseous; (v) seeing, hearing, or feeling things that were not really there; (vi) feeling like could not sit still; (vii) feeling anxious; and (viii) having seizures or fits. (SEDVWDSMT=1).

This recode was created using the edited dependence variable (DEPENDSED) and imputing it so that all past year users were either classified with dependence or classified without dependence. Then the imputed dependence variable (IRDEPENDSED) was converted to the final analysis recode (DEPNDPYSED). Due to the changes in the 2015 NSDUH noted above, this final analysis recode is not comparable with the prescription sedative dependence variable from 2014

and prior years. Caution is advised when comparing 2020 with prior years due to methodological changes for 2020. See Chapter 6 of the 2020 methodological summary and definitions for details.

D.5 Substance Abuse Measures for Determining DSM-IV SUD

D.5.1 ALCOHOL

To be classified with abuse of alcohol, ABUSEALC, which is a component of the DSM-IV definition of use disorder, a respondent must have met one or more of these alcohol abuse criteria in the past year and must not have been dependent upon alcohol in the past year (DEPNDAALC=0):

- (1) Serious problems at home, work, or school caused by using alcohol, such as
 - neglecting their children
 - missing work or school
 - doing a poor job at work or school
 - losing a job or dropping out of school
(ALCSERP=1)
- (2) Used alcohol regularly and then did something that might have put you in physical danger (ALCPDANG=1)
- (3) Use of alcohol caused you to do things that repeatedly got you in trouble with the law (ALCLAWTR=1)
- (4) Problems with family or friends that were probably caused by using alcohol (ALCFMFPB=1) and continued to use alcohol even though you thought using alcohol caused these problems (ALCFMCTD=1)

This recoded variable's unknown values are included in the "no" response, and it is comparable with similarly named variables from prior years. Caution is advised when comparing 2020 with prior years due to methodological changes for 2020. See Chapter 6 of the 2020 methodological summary and definitions for details.

Note: The respondents who used alcohol on 5 or fewer days in the past year were not administered the questions for determining alcohol abuse. However, a respondent could answer the abuse questions if he or she reported using alcohol in the past year, even if he or she did not report a valid response to the frequency of days in which he or she drank an alcoholic beverage. Thus, situations may exist where a respondent was classified to have abused alcohol but drank an alcoholic beverage less than 6 days in the past year according to the imputed frequency of use variable (IRALCFY).

D.5.2 MARIJUANA

To be classified with abuse of marijuana, ABUSEMRJ, which is a component of the DSM-IV definition of use disorder, a respondent must have met one or more of these marijuana abuse criteria in the past year and must not have been dependent upon marijuana in the past year (DEPNDMRJ=0):

- (1) Serious problems at home, work, or school caused by using marijuana, such as
 - neglecting their children
 - missing work or school

- doing a poor job at work or school
- losing a job or dropping out of school
(MRJSERP=1)
- (2) Used marijuana regularly and then did something that might have put you in physical danger (MRJPDANG=1)
- (3) Use of marijuana caused you to do things that repeatedly got you in trouble with the law (MRJLAWTR=1)
- (4) Problems with family or friends probably caused by using marijuana (MRJFMFPB=1) and continued to use marijuana even though you thought using marijuana caused these problems (MRJFMCTD=1)

This recoded variable's unknown values are included in the "no" response, and it is comparable with similarly named variables from prior years. Caution is advised when comparing 2020 with prior years due to methodological changes for 2020. See Chapter 6 of the 2020 methodological summary and definitions for details.

Note: The respondents who used marijuana on 5 or fewer days in the past year were not administered the questions for determining marijuana abuse. However, a respondent could answer the abuse questions if he or she reported using marijuana in the past year, even if he or she did not report a valid response to the frequency of days in which he or she used marijuana. Thus, situations may exist where a respondent was classified to have abused marijuana but used marijuana less than 6 days in the past year according to the imputed frequency of use variable (IRMJFY).

D.5.3 COCAINE

To be classified with abuse of cocaine, ABUSECOC, which is a component of the DSM-IV definition of use disorder, a respondent must have met one or more of these cocaine abuse criteria in the past year and must not have been dependent upon cocaine in the past year (DEPNDCOC=0):

- (1) Serious problems at home, work, or school caused by using cocaine, such as
 - neglecting their children
 - missing work or school
 - doing a poor job at work or school
 - losing a job or dropping out of school
(COCSERP=1)
- (2) Used cocaine regularly and then did something that might have put you in physical danger (COCPDANG=1)
- (3) Use of cocaine caused you to do things that repeatedly got you in trouble with the law (COCLAWTR=1)
- (4) Problems with family or friends probably caused by using cocaine (COCFMFPB=1) and continued to use cocaine even though you thought using cocaine caused these problems (COCFMCTD=1)

This recoded variable's unknown values are included in the "no" response, and it is comparable with similarly named variables from prior years. Caution is advised when comparing

2020 with prior years due to methodological changes for 2020. See Chapter 6 of the 2020 methodological summary and definitions for details.

Note: A respondent could answer the abuse questions if he or she reported injecting cocaine with a needle in the past year, even if he or she reported not using cocaine in the past year. Thus, situations may exist where a respondent was classified to have abused cocaine, even though he or she had not used cocaine in the past year according to the imputed recency variable (COCYR).

D.5.4 HEROIN

To be classified with abuse of heroin, ABUSEHER, which is a component of the DSM-IV definition of use disorder, a respondent must have met one or more of these heroin abuse criteria in the past year and must not have been dependent upon heroin in the past year (DEPNDDHER=0):

- (1) Serious problems at home, work, or school caused by using heroin, such as
 - neglecting their children
 - missing work or school
 - doing a poor job at work or school
 - losing a job or dropping out of school(HERSERPB=1)
- (2) Used heroin regularly and then did something that might have put you in physical danger (HERPDANG=1)
- (3) Use of heroin caused you to do things that repeatedly got you in trouble with the law (HERLAWTR=1)
- (4) Problems with family or friends probably caused by using heroin (HERFMFPB=1) and continued to use heroin even though you thought using heroin caused these problems (HERFMCTD=1)

This recoded variable's unknown values are included in the "no" response, and it is comparable with similarly named variables from prior years. Caution is advised when comparing 2020 with prior years due to methodological changes for 2020. See Chapter 6 of the 2020 methodological summary and definitions for details.

Note: A respondent could answer the abuse questions if he or she reported injecting with a needle, smoking, sniffing, or snorting heroin in the past year, even if he or she reported not using heroin in the past year. Thus, situations may exist where a respondent was classified to have abused heroin, even though he or she had not used heroin in the past year according to the imputed recency variable (HERYR).

D.5.5 HALLUCINOGENS

To be classified with abuse of hallucinogens, ABUSEPYHAL, which is a component of the DSM-IV definition of use disorder, a respondent must have met one or more of these hallucinogen abuse criteria in the past year:

- (1) Serious problems at home, work, or school caused by using hallucinogens, such as
 - neglecting their children

- missing work or school
- doing a poor job at work or school
- losing a job or dropping out of school
(HALUSERPB=1)
- (2) Used hallucinogens regularly and then did something that might have put you in physical danger (HALUPDANG=1)
- (3) Use of hallucinogens caused you to do things that repeatedly got you in trouble with the law (HALULAWTR=1)
- (4) Problems with family or friends probably caused by using hallucinogens (HALUFMFPB=1) and continued to use hallucinogens even though you thought using hallucinogens caused these problems (HALUFMCTD=1)

The imputation was conducted in order to define all missing values into valid response categories. Then the imputed abuse variable (IRABUPOSHAL) was converted to the final analysis recode (ABUSEPYHAL) with restriction on DEPNDPYHAL=0. Due to the changes in the 2015 NSDUH noted above, this final analysis recode is not comparable with the prescription stimulant dependence variable from 2014 and prior years. Caution is advised when comparing 2020 with prior years due to methodological changes for 2020. See Chapter 6 of the 2020 methodological summary and definitions for details.

D.5.6 INHALANTS

To be classified with abuse of inhalants, ABUSEPYINH, which is a component of the DSM-IV definition of use disorder, a respondent must have met one or more of these inhalant abuse criteria in the past year:

- (1) Serious problems at home, work, or school caused by using inhalants, such as
 - neglecting their children
 - missing work or school
 - doing a poor job at work or school
 - losing a job or dropping out of school
(INHLSERPBB=1)
- (2) Used inhalants regularly and then did something that might have put you in physical danger (INHLPDANG=1)
- (3) Use of inhalants caused you to do things that repeatedly got you in trouble with the law (INHLLAWTR=1)
- (4) Problems with family or friends probably caused by using inhalants (INHLMFPBB=1) and continued to use inhalants even though you thought using inhalants caused these problems (INHLMCTD=1)

The imputation was conducted in order to define all missing values into valid response categories. Then the imputed abuse variable (IRABUPOSINH) was converted to the final analysis recode (ABUSEPYINH) with restriction on DEPNDPYINH=0. Due to the changes in the 2015 NSDUH noted above, this final analysis recode is not comparable with the prescription stimulant dependence variable from 2014 and prior years. Caution is advised when comparing 2020 with prior years due to methodological changes for 2020. See Chapter 6 of the 2020 methodological summary and definitions for details.

D.5.7 METHAMPHETAMINE

To be classified with abuse of methamphetamine, ABUSEPYMTH, which is a component of the DSM-IV definition of use disorder, a respondent must have met one or more of these methamphetamine abuse criteria in the past year:

- (1) Serious problems at home, work, or school caused by using methamphetamine, such as
 - neglecting their children
 - missing work or school
 - doing a poor job at work or school
 - losing a job or dropping out of school(METHSERPB=1)
- (2) Used methamphetamine regularly and then did something that might have put you in physical danger (METHPDANG=1)
- (3) Use of methamphetamine caused you to do things that repeatedly got you in trouble with the law (METHLAWTR=1)
- (4) Problems with family or friends probably caused by using methamphetamine (METHFMFPB=1) and continued to use methamphetamine even though you thought using methamphetamine caused these problems (METHFMCTD=1)

The imputation was conducted in order to define all missing values into valid response categories. Then the imputed abuse variable (IRABUPOSMTH) was converted to the final analysis recode (ABUSEPYMTH) with restriction on DEPNDPYMTH=0. Due to the changes in the 2015 NSDUH noted above, this final analysis recode is not comparable with the prescription stimulant dependence variable from 2014 and prior years. Caution is advised when comparing 2020 with prior years due to methodological changes for 2020. See Chapter 6 of the 2020 methodological summary and definitions for details.

Note: A respondent could answer the abuse questions if he or she reported injecting methamphetamine with a needle in the past year in the special drugs section, even if he or she reported not using methamphetamine in the past year in the methamphetamine section. Thus, situations may exist where a respondent was classified as having abused methamphetamine, even though he or she had not used methamphetamine in the past year according to the imputed recency variable (METHAMYR).

D.5.8 PRESCRIPTION PAIN RELIEVERS

To be classified with abuse of prescription pain relievers, ABUSEPYPNR, which is a component of the DSM-IV definition of use disorder, a respondent must have met one or more of these pain reliever abuse criteria in the past year:

- (1) Serious problems at home, work, or school caused by using pain relievers, such as
 - neglecting their children
 - missing work or school
 - doing a poor job at work or school
 - losing a job or dropping out of school

- (PNRLSERPB=1)
- (2) Used pain relievers regularly and then did something that might have put you in physical danger (PNRLPDANG=1)
 - (3) Use of pain relievers caused you to do things that repeatedly got you in trouble with the law (PNRLLAWTR=1)
 - (4) Problems with family or friends probably caused by using pain relievers (PNRLFMFPB=1) and continued to use pain relievers even though you thought using pain relievers caused these problems (PNRLFMCTD=1)

The imputation was conducted in order to define all missing values into valid response categories. Then the imputed abuse variable (IRABUPOSPNR) was converted to the final analysis recode (ABUSEPYPNR) with restriction on DEPNDPYPNR=0. Due to the changes in the 2015 NSDUH noted above, this final analysis recode is not comparable with the prescription stimulant dependence variable from 2014 and prior years. Caution is advised when comparing 2020 with prior years due to methodological changes for 2020. See Chapter 6 of the 2020 methodological summary and definitions for details.

D.5.9 PRESCRIPTION TRANQUILIZERS

To be classified with abuse of prescription tranquilizers, ABUSEPYTRQ, which is a component of the DSM-IV definition of use disorder, a respondent must have met one or more of these tranquilizer abuse criteria in the past year:

- (1) Serious problems at home, work, or school caused by using tranquilizers, such as
 - neglecting their children
 - missing work or school
 - doing a poor job at work or school
 - losing a job or dropping out of school
 (TRQLSERPB=1)
- (2) Used tranquilizers regularly and then did something that might have put you in physical danger (TRQLPDANG=1)
- (3) Use of tranquilizers caused you to do things that repeatedly got you in trouble with the law (TRQLLAWTR=1)
- (4) Problems with family or friends probably caused by using tranquilizers (TRQLFMFPB=1) and continued to use tranquilizers even though you thought using tranquilizers caused these problems (TRQLFMCTD=1)

The imputation was conducted in order to define all missing values into valid response categories. Then the imputed abuse variable (IRABUPOSTRQ) was converted to the final analysis recode (ABUSEPYTRQ) with restriction on DEPNDPYTRQ=0. Due to the changes in the 2015 NSDUH noted above, this final analysis recode is not comparable with the prescription stimulant dependence variable from 2014 and prior years. Caution is advised when comparing 2020 with prior years due to methodological changes for 2020. See Chapter 6 of the 2020 methodological summary and definitions for details.

D.5.10 PRESCRIPTION STIMULANTS

To be classified with abuse of prescription stimulants, ABUSEPYSTM, which is a component of the DSM-IV definition of use disorder, a respondent must have met one or more of these stimulant abuse criteria in the past year:

- (1) Serious problems at home, work, or school caused by using stimulants, such as
 - neglecting their children
 - missing work or school
 - doing a poor job at work or school
 - losing a job or dropping out of school(STIMSERPB=1)
- (2) Used stimulants regularly and then did something that might have put you in physical danger (STIMPDANG=1)
- (3) Use of stimulants caused you to do things that repeatedly got you in trouble with the law (STIMLAWTR=1)
- (4) Problems with family or friends probably caused by using stimulants (STIMFMFPB=1) and continued to use stimulants even though you thought that using stimulants caused these problems (STIMFMCTD=1)

The imputation was conducted in order to define all missing values into valid response categories. Then the imputed abuse variable (IRABUPOSSTM) was converted to the final analysis recode (ABUSEPYSTM) with restriction on DEPNDPYSTM=0. Due to the changes in the 2015 NSDUH noted above, this final analysis recode is not comparable with the prescription stimulant dependence variable from 2014 and prior years. Caution is advised when comparing 2020 with prior years due to methodological changes for 2020. See Chapter 6 of the 2020 methodological summary and definitions for details.

D.5.11 PRESCRIPTION SEDATIVES

To be classified with abuse of prescription sedatives, ABUSEPYSED, which is a component of the DSM-IV definition of use disorder, a respondent must have met one or more of these sedative abuse criteria in the past year:

- (1) Serious problems at home, work, or school caused by using sedatives, such as
 - neglecting their children
 - missing work or school
 - doing a poor job at work or school
 - losing a job or dropping out of school(SEDVSERPB=1)
- (2) Used sedatives regularly and then did something that might have put you in physical danger (SEDVPDANG=1)
- (3) Use of sedatives caused you to do things that repeatedly got you in trouble with the law (SEDVLAWTR=1)
- (4) Problems with family or friends probably caused by using sedatives (SEDVFMFPB=1) and continued to use sedatives even though you thought using sedatives caused these problems (SEDVFMCTD=1)

The imputation was conducted in order to define all missing values into valid response categories. Then the imputed abuse variable (IRABUPOSED) was converted to the final analysis recode (ABUSEPYSED) with restriction on DEPNDPYSED=0. Due to the changes in the 2015 NSDUH noted above, this final analysis recode is not comparable with the prescription stimulant dependence variable from 2014 and prior years. Caution is advised when comparing 2020 with prior years due to methodological changes for 2020. See Chapter 6 of the 2020 methodological summary and definitions for details.

D.6 Summary Measures of DSM-IV SUD

In addition to these use disorder recodes based on the DSM-IV criteria, the following summary measures were created using combinations of those recodes. In addition to these summary measures below, variables that combine the dependence and abuse measures (e.g., ABODALC, alcohol dependence or abuse in past year) are also available, and a full list of those can be found in the Recoded Substance Dependence and Abuse section of the codebook. Use disorder measures based on the DSM-IV are also available for composite recodes that are described in the Changes over Time section. These include opioids, tranquilizers or sedatives, and CNS stimulants.

The list of substances included in the definition of the illicit drugs measure did not change with the 2015 redesign, but the substances themselves were impacted by the redesign changes, thus making the summary measures for illicit drugs not comparable with those in years prior to 2015. The measure for alcohol is comparable with years prior to 2015 but not when paired with the illicit drugs measure. Caution is advised when comparing 2020 with prior years due to methodological changes for 2020. See Chapter 6 of the 2020 methodological summary and definitions for details.

D.6.1 Dependence Recodes

D.6.1.1 ILLICIT DRUGS

To be classified with illicit drug dependence, DEPNDPYILL, a respondent must have been classified as dependent on at least one of the following substances: marijuana (DEPNDRMJ), hallucinogens (DEPNDRPYHAL), inhalants (DEPNDRPYINH), methamphetamine (DEPNDRPYMTH), cocaine (DEPNDRDCOC), heroin (DEPNDRDHER), prescription pain relievers (DEPNDRPYPNR), prescription sedatives (DEPNDRPYSED), prescription stimulants (DEPNDRPYSTM), or prescription tranquilizers (DEPNDRPYTRQ).

D.6.1.2 ILLICIT DRUGS OTHER THAN MARIJUANA

To be classified with illicit drug dependence other than marijuana, DEPNDPYIEM, a respondent must have been classified as dependent on at least one of the following substances: hallucinogens (DEPNDRPYHAL), inhalants (DEPNDRPYINH), methamphetamine (DEPNDRPYMTH), cocaine (DEPNDRDCOC), heroin (DEPNDRDHER), prescription pain relievers (DEPNDRPYPNR), prescription sedatives (DEPNDRPYSED), prescription stimulants (DEPNDRPYSTM), or prescription tranquilizers (DEPNDRPYTRQ). A respondent's marijuana dependency status is not considered in the creation of this variable.

D.6.1.3 ILLICIT DRUGS OR ALCOHOL

To be classified with illicit drug or alcohol dependence, DPPYILLALC, a respondent must have been classified as dependent on either illicit drugs (DEPNDPYILL) or alcohol (DEPNDALC).

D.6.1.4 PRESCRIPTION PSYCHOTHERAPEUTICS

To be classified with prescription psychotherapeutics dependence, DEPNDPYPSY, a respondent must have been classified as dependent on at least one of the following: prescription pain relievers (DEPNDPYPNR), prescription sedatives (DEPNDPYSED), prescription stimulants (DEPNDPYSTM), or prescription tranquilizers (DEPNDPYTRQ).

D.6.2 Abuse Recodes

D.6.2.1 ILLICIT DRUGS

To be classified with illicit drug abuse, ABUSEPYILL, a respondent must have been classified as abusing at least one of the following substances: marijuana (ABUSEMRJ), hallucinogens (ABUSEPYHAL), inhalants (ABUSEPYINH), methamphetamine (ABUSEPYMTH), cocaine (ABUSECOC), heroin (ABUSEHER), prescription pain relievers (ABUSEPYPNR), prescription sedatives (ABUSEPYSED), prescription stimulants (ABUSEPYSTM), or prescription tranquilizers (ABUSEPYTRQ), and not dependent on illicit drugs (DEPNDPYILL=0).

D.6.2.2 ILLICIT DRUGS OTHER THAN MARIJUANA

To be classified with illicit drug abuse other than marijuana, ABUSEPYIEM, a respondent must have been classified as abusing at least one of the following substances: hallucinogens (ABUSEPYHAL), inhalants (ABUSEPYINH), methamphetamine (ABUSEPYMTH), cocaine (ABUSECOC), heroin (ABUSEHER), prescription pain relievers (ABUSEPYPNR), prescription sedatives (ABUSEPYSED), prescription stimulants (ABUSEPYSTM), or prescription tranquilizers (ABUSEPYTRQ), and not dependent on illicit drugs other than marijuana (DEPNDPYIEM=0).

D.6.2.3 ILLICIT DRUGS OR ALCOHOL

To be classified with illicit drug or alcohol abuse, ABPYILLALC, a respondent must have been classified as abusing either illicit drugs (ABUSEPYILL) or alcohol (ABUSEALC), and not dependent on illicit drugs or alcohol (DPPYILLALC=0).

D.6.2.4 PRESCRIPTION PSYCHOTHERAPEUTICS

To be classified with prescription psychotherapeutics abuse, ABUSEPYPSY, a respondent must have been classified as abuse of at least one of the following: prescription pain relievers (ABUSEPYPNR), prescription sedatives (ABUSEPYSED), prescription stimulants (ABUSEPYSTM), or prescription tranquilizers (ABUSEPYTRQ).

D.7 DSM-5 SUD

This section describes the recodes specific to the DSM-5 versions of use disorder measures. Listed below are the definitions used for each of the individual SUD measures along with the corresponding severity variable names. Specific notes about any inconsistency issues for each measure are also included. Additional variables that were created using a combination of these individual SUD measures are described in the Summary Measures of DSM-5 SUD section of this appendix and are also listed in the body of the codebook. These new SUD measures based on the DMS-5 criteria are new for 2020 and do not exist in prior years.

Missing values for the use disorder and use disorder severity measures for alcohol, marijuana, cocaine, heroin, inhalants, hallucinogens, methamphetamine, pain relievers, stimulants, sedatives, and tranquilizers were replaced with valid response categories using statistical imputation. However, the individual criteria variables were not imputed and may contain missing values.

D.7.1 ALCOHOL

To be classified with alcohol use disorder, IRPYUD5ALC, a respondent must have met two or more of the following alcohol criteria in the past year. More specifically, respondents with two or three criteria are considered to have “mild” disorder (IRPYSEV5ALC=1); respondents with four or five criteria are considered to have “moderate” disorder (IRPYSEV5ALC=2); and respondents with six or more criteria are considered to have “severe” disorder (IRPYSEV5ALC=3).

- (1) Used alcohol more often than intended or was unable to keep set limits on alcohol use (ALCKPLMT=2)
- (2) Inability to cut down or stop using alcohol every time tried or wanted to (ALCCUTEV=2)
- (3) Spent a great deal of time over a period of a month or more getting, using, or getting over the effects of alcohol (ALCLOTTM=1 or ALCGTOVR=1)
- (4) Had a strong urge to use alcohol (SDALURGEED=1)
- (5) Serious problems at home, work, or school caused by using alcohol, such as
 - neglecting their children
 - missing work or school
 - doing a poor job at work or school
 - losing a job or dropping out of school (ALCSERP=1)
- (6) Problems with family or friends that were probably caused by using alcohol (ALCFMFPB=1) and continued to use alcohol even though you thought using alcohol caused these problems (ALCFMCTD=1)
- (7) Alcohol use reduced or eliminated involvement or participation in important activities (ALCLSACT=1)
- (8) Used alcohol regularly and then did something that might have put you in physical danger (ALCPDANG=1)
- (9) Continued to use alcohol even though it was causing problems with emotions, nerves, mental health, or physical problems (ALCEMCTD=1 or ALCPHCTD=1)

- (10) Needed to use alcohol more than before to get desired effects or noticed that same amount of alcohol use had less effect than before (ALCNDMOR=1 or ALCLSEFX=1)
- (11) Reported experiencing two or more alcohol withdrawal symptoms after alcohol use was cut back or stopped. Symptoms include (i) sweating or feeling that heart was beating fast; (ii) having hands tremble; (iii) having trouble sleeping; (iv) vomiting or feeling nauseous; (v) seeing, hearing, or feeling things that were not really there; (vi) feeling like could not sit still; (vii) feeling anxious; and (viii) having seizures or fits. (ALCWD2SX=1).

Note: The respondents who used alcohol on 5 or fewer days in the past year were not administered the questions for determining alcohol use disorder. However, a respondent could answer the SUD questions if he or she reported using alcohol in the past year, even if he or she did not report a valid response to the frequency of days in which he or she drank an alcoholic beverage. Thus, situations may exist where a respondent was classified as having an alcohol use disorder but drank an alcoholic beverage less than 6 days in the past year according to the imputed frequency of use variable (IRALCFY).

D.7.2 MARIJUANA

To be classified with marijuana use disorder, IRPYUD5MRJ, a respondent must have met two or more of the following marijuana criteria in the past year. More specifically, respondents with two or three criteria are considered to have “mild” disorder (IRPYSEV5MRJ=1); respondents with four or five criteria are considered to have “moderate” disorder (IRPYSEV5MRJ=2); and respondents with six or more criteria are considered to have “severe” disorder (IRPYSEV5MRJ=3).

- (1) Used marijuana more often than intended or was unable to keep set limits on marijuana use (MRJKPLMT=2)
- (2) Inability to cut down or stop using marijuana every time tried or wanted to (MRJCUTEV=2)
- (3) Spent a great deal of time over a period of a month or more getting, using, or getting over the effects of marijuana (MRJLOTTM=1 or MRJGTOVR=1)
- (4) Had a strong urge to use marijuana (SDMJURGEED=1)
- (5) Serious problems at home, work, or school caused by using marijuana, such as
 - neglecting their children
 - missing work or school
 - doing a poor job at work or school
 - losing a job or dropping out of school
 (MRJSERP=1)
- (6) Problems with family or friends probably caused by using marijuana (MRJFMFPB=1) and continued to use marijuana even though you thought using marijuana caused these problems (MRJFMCTD=1)
- (7) Marijuana use reduced or eliminated involvement or participation in important activities (MRJLSACT=1)
- (8) Used marijuana regularly and then did something that might have put you in physical danger (MRJPDANG=1)

- (9) Continued to use marijuana even though it was causing problems with emotions, nerves, mental health, or physical problems (MRJEMCTD=1 or MRJPHCTD=1)
- (10) Needed to use marijuana more than before to get desired effects or noticed that same amount of marijuana use had less effect than before (MRJNDMOR=1 or MRJLSEFX=1)
- (11) Reported experiencing three or more marijuana withdrawal symptoms after marijuana use was cut back or stopped. Symptoms include (i) feeling irritable or angry (SDMJWDLA1ED=1); (ii) feeling anxious or nervous (SDMJWDLA2ED=1); (iii) having trouble sleeping (SDMJWDLA3ED=1); (iv) losing your appetite or losing weight without trying to (SDMJWDLA4ED=1); (v) feeling like you couldn't sit still (SDMJWDLA5ED=1); (vi) feeling depressed (SDMJWDLA6ED=1); and experiencing at least one for the following physical symptoms: stomach ache (SDMJWDLB1ED=1), shaking or tremors (SDMJWDLB2ED=1), sweating (SDMJWDLB3ED=1), fever (SDMJWDLB4ED=1), chills (SDMJWDLB5ED=1), or headache (SDMJWDLB6ED=1).

Note: The respondents who used marijuana on 5 or fewer days in the past year were not administered the questions for determining marijuana use disorder. However, a respondent could answer the SUD questions if he or she reported using marijuana in the past year, even if he or she did not report a valid response to the frequency of days in which he or she used marijuana. Thus, situations may exist where a respondent was classified as having a marijuana use disorder but used marijuana less than 6 days in the past year according to the imputed frequency of use variable (IRMJFY).

D.7.3 COCAINE

To be classified with cocaine use disorder, IRPYUD5COC, a respondent must have met two or more of the following cocaine criteria in the past year. More specifically, respondents with two or three criteria are considered to have “mild” disorder (IRPYSEV5COC=1); respondents with four or five criteria are considered to have “moderate” disorder (IRPYSEV5COC=2); and respondents with six or more criteria are considered to have “severe” disorder (IRPYSEV5COC=3).

- (1) Used cocaine more often than intended or was unable to keep set limits on cocaine use (COCKPLMT=2)
- (2) Inability to cut down or stop using cocaine every time tried or wanted to (COCCUTEV=2)
- (3) Spent a great deal of time over a period of a month or more getting, using, or getting over the effects of cocaine (COCLOTTM=1 or COCGTOVR=1)
- (4) Had a strong urge to use cocaine (SDCCURGEED=1)
- (5) Serious problems at home, work, or school caused by using cocaine, such as
 - neglecting their children
 - missing work or school
 - doing a poor job at work or school
 - losing a job or dropping out of school (COCSERP=1)

- (6) Problems with family or friends probably caused by using cocaine (COCFMFPB=1) and continued to use cocaine even though you thought using cocaine caused these problems (COCFMCTD=1)
- (7) Cocaine use reduced or eliminated involvement or participation in important activities (COCLSACT=1)
- (8) Used cocaine regularly and then did something that might have put you in physical danger (COCPDANG=1)
- (9) Continued to use cocaine even though it was causing problems with emotions, nerves, mental health, or physical problems (COCEMCTD=1 or COCPHCTD=1)
- (10) Needed to use cocaine more than before to get desired effects or noticed that same amount of cocaine use had less effect than before (COCNDMOR=1 or COCLSEFX=1)
- (11) Reported feeling blue or down when trying to stop or cut down using cocaine (COCFLBLU=1) as well as experiencing two or more additional cocaine withdrawal symptoms after cocaine use was cut back or stopped. Symptoms include (i) feeling tired or exhausted, (ii) having bad dreams, (iii) having trouble sleeping or sleeping more than normal, (iv) feeling hungry more often, and (v) feeling either very slowed down or like could not sit still. (COCWD2SX=1).

Note: A respondent could answer the cocaine use disorder questions if he or she reported injecting cocaine with a needle in the past year in the special drugs section, even if he or she reported not using cocaine in the past year in the cocaine section. Thus, situations may exist where a respondent was classified as having a cocaine use disorder, even though he or she had not used cocaine in the past year according to the imputed recency variable (COCYR).

D.7.4 HEROIN

To be classified with heroin use disorder, IRPYUD5HER, a respondent must have met two or more of the following heroin criteria in the past year. More specifically, respondents with two or three criteria are considered to have “mild” disorder (IRPYSEV5HER=1); respondents with four or five criteria are considered to have “moderate” disorder (IRPYSEV5HER=2); and respondents with six or more criteria are considered to have “severe” disorder (IRPYSEV5HER=3).

- (1) Used heroin more often than intended or was unable to keep set limits on heroin use (HERKPLMT=2)
- (2) Inability to cut down or stop using heroin every time tried or wanted to (HERCUTEV=2)
- (3) Spent a great deal of time over a period of a month or more getting, using, or getting over the effects of heroin (HERLOTTM=1 or HERGTOVR=1)
- (4) Had a strong urge to use heroin (SDHEURGEED=1)
- (5) Serious problems at home, work, or school caused by using heroin, such as
 - neglecting their children
 - missing work or school
 - doing a poor job at work or school
 - losing a job or dropping out of school (HERSERPB=1)

- (6) Problems with family or friends probably caused by using heroin (HERFMFPB=1) and continued to use heroin even though you thought using heroin caused these problems (HERFMCTD=1)
- (7) Heroin use reduced or eliminated involvement or participation in important activities (HERLSACT=1)
- (8) Used heroin regularly and then did something that might have put you in physical danger (HERPDANG=1)
- (9) Continued to use heroin even though it was causing problems with emotions, nerves, mental health, or physical problems (HEREMCTD=1 or HERPHCTD=1)
- (10) Needed to use heroin more than before to get desired effects or noticed that same amount of heroin use had less effect than before (HERNDMOR=1 or HERLSEFX=1)
- (11) Reported experiencing three or more heroin withdrawal symptoms after heroin use was cut back or stopped. Symptoms include (i) feeling kind of blue or down; (ii) vomiting or feeling nauseous; (iii) having cramps or muscle aches; (iv) having teary eyes or a runny nose; (v) feeling sweaty, having enlarged eye pupils, or having body hair standing up on skin; (vi) having diarrhea; (vii) yawning; (viii) having a fever; and (ix) having trouble sleeping. (HERWD3SX=1).

Note: A respondent could answer the heroin use disorder questions if he or she reported injecting with a needle, smoking, sniffing, or snorting heroin in the past year, even if he or she reported not using heroin in the past year. Thus, situations may exist where a respondent was classified as having a heroin use disorder, even though he or she had not used heroin in the past year according to the imputed recency variable (HERYR).

D.7.5 HALLUCINOGENS

To be classified with hallucinogen use disorder, IRPYUD5HAL, a respondent must have met two or more of the following hallucinogen criteria in the past year. More specifically, respondents with two or three criteria are considered to have “mild” disorder; respondents with four or five criteria are considered to have “moderate” disorder; and respondents with six or more criteria are considered to have “severe” disorder.⁵

- (1) Used hallucinogens more often than intended or was unable to keep set limits on hallucinogens use (HALUKPLMT=2)
- (2) Inability to cut down or stop using hallucinogens every time tried or wanted to (HALUCUTEV=2)
- (3) Spent a great deal of time over a period of a month or more getting, using, or getting over the effects of hallucinogens (HALULOTTM=1 or HALUGTOVR=1)
- (4) Had a strong urge to use hallucinogens (SDHAURGEED=1)
- (5) Serious problems at home, work, or school caused by using hallucinogens, such as
 - neglecting their children
 - missing work or school
 - doing a poor job at work or school
 - losing a job or dropping out of school
 (HALUSERPB=1)

⁵ The corresponding severity-level variable was removed from the file to minimize disclosure risk.

- (6) Problems with family or friends probably caused by using inhalants (HALUFMFPB=1) and continued to use hallucinogens even though you thought using hallucinogens caused these problems (HALUFMCTD=1)
- (7) Hallucinogens use reduced or eliminated involvement or participation in important activities (HALULSACT=1)
- (8) Used hallucinogens regularly and then did something that might have put you in physical danger (HALUPDANG=1)
- (9) Continued to use hallucinogens even though they were causing problems with emotions, nerves, mental health, or physical problems (HALUEMCTD=1 or HALUPHCTD=1)
- (10) Needed to use hallucinogens more than before to get desired effects or noticed that same amount of hallucinogen use had less effect than before (HALUNDMOR=1 or HALULSEFX=1)

D.7.6 INHALANTS

To be classified with inhalant use disorder, IRPYUD5INH, a respondent must have met two or more of the following inhalant criteria in the past year. More specifically, respondents with two or three criteria are considered to have “mild” disorder; respondents with four or five criteria are considered to have “moderate” disorder; and respondents with six or more criteria are considered to have “severe” disorder.⁶

- (1) Used inhalants more often than intended or was unable to keep set limits on inhalant use (INHLKPLMT=2)
- (2) Inability to cut down or stop using inhalants every time tried or wanted to (INHLCUTEV=2)
- (3) Spent a great deal of time over a period of a month or more getting, using, or getting over the effects of inhalants (INHLLOTTM=1 or INHLGTOVR=1)
- (4) Had a strong urge to use inhalants (SDINURGEED=1)
- (5) Serious problems at home, work, or school caused by using inhalants, such as
 - neglecting their children
 - missing work or school
 - doing a poor job at work or school
 - losing a job or dropping out of school (INHLSERPB=1)
- (6) Problems with family or friends probably caused by using inhalants (INHLMFPB=1) and continued to use inhalants even though you thought using inhalants caused these problems (INHLMCTD=1)
- (7) Inhalant use reduced or eliminated involvement or participation in important activities (INHLLSACT=1)
- (8) Used inhalants regularly and then did something that might have put you in physical danger (INHLPDANG=1)
- (9) Continued to use inhalants even though they were causing problems with emotions, nerves, mental health, or physical problems (INHLEMCTD=1 or INHLPHCTD=1)

⁶ See footnote 5.

- (10) Needed to use inhalants more than before to get desired effects or noticed that same amount of inhalant use had less effect than before (INHLNDMOR=1 or INHLLSEFX=1)

D.7.7 METHAMPHETAMINE

To be classified with methamphetamine use disorder, IRPYUD5MTH, a respondent must have met two or more of the following methamphetamine criteria in the past year. More specifically, respondents with two or three criteria are considered to have “mild” disorder (IRPYSEV5MTH=1); respondents with four or five criteria are considered to have “moderate” disorder (IRPYSEV5MTH=2); and respondents with six or more criteria are considered to have “severe” disorder (IRPYSEV5MTH=3).

- (1) Used methamphetamine more often than intended or was unable to keep set limits on methamphetamine use (METHKPLMT=2)
- (2) Inability to cut down or stop using methamphetamine every time tried or wanted to (METHCUTEV=2)
- (3) Spent a great deal of time over a period of a month or more getting, using, or getting over the effects of methamphetamine (METHLOTTM=1 or METHGTOVR=1)
- (4) Had a strong urge to use methamphetamine (SDMEURGEED=1)
- (5) Serious problems at home, work, or school caused by using methamphetamine, such as
 - neglecting their children
 - missing work or school
 - doing a poor job at work or school
 - losing a job or dropping out of school(METHSERPB=1)
- (6) Problems with family or friends probably caused by using methamphetamine (METHFMFPB=1) and continued to use methamphetamine even though you thought using methamphetamine caused these problems (METHFMCTD=1)
- (7) Methamphetamine use reduced or eliminated involvement or participation in important activities (METHLSACT=1)
- (8) Used methamphetamine regularly and then did something that might have put you in physical danger (METHPDANG=1)
- (9) Continued to use methamphetamine even though it was causing problems with emotions, nerves, mental health, or physical problems (METHEMCTD=1 or METHPHCTD=1)
- (10) Needed to use methamphetamine more than before to get desired effects or noticed that same amount of methamphetamine use had less effect than before (METHNDMOR=1 or METHLSEFX=1)
- (11) Reported feeling blue or down when trying to stop or cut down using methamphetamine (METHFLBLU=1) as well as experiencing two or more additional methamphetamine withdrawal symptoms after methamphetamine use was cut back or stopped. Symptoms include (i) feeling tired or exhausted, (ii) having bad dreams, (iii) having trouble sleeping or sleeping more than normal, (iv) feeling hungry more often, and (v) feeling either very slowed down or like could not sit still. (MTHWD2SX=1).

Note: A respondent could answer the methamphetamine use disorder questions if he or she reported injecting methamphetamine with a needle in the past year in the special drugs section, even if he or she reported not using methamphetamine in the past year in the methamphetamine section. Thus, situations may exist where a respondent was classified as having a methamphetamine use disorder, even though he or she had not used methamphetamine in the past year according to the imputed recency variable (METHAMYR).

D.7.8 PRESCRIPTION PAIN RELIEVERS

To be classified with prescription pain reliever use disorder, IRPYUD5PNR, a respondent must have met two or more of the following prescription pain reliever criteria in the past year. More specifically, respondents with two or three criteria are considered to have “mild” disorder (IRPYSEV5PNR=1); respondents with four or five criteria are considered to have “moderate” disorder (IRPYSEV5PNR=2); and respondents with six or more criteria are considered to have “severe” disorder (IRPYSEV5PNR=3).

- (1) Used pain relievers more often than intended or was unable to keep set limits on pain reliever use (PNRLKPLMT=2)
- (2) Inability to cut down or stop using pain relievers every time tried or wanted to (PNRLCUTEV=2)
- (3) Spent a great deal of time over a period of a month or more getting, using, or getting over the effects of pain relievers (PNRLLOTTM=1 or PNRLGTOVR=1)
- (4) Had a strong urge to use pain relievers (SDPRURGEED=1)
- (5) Serious problems at home, work, or school caused by using pain relievers, such as
 - neglecting their children
 - missing work or school
 - doing a poor job at work or school
 - losing a job or dropping out of school(PNRLSERPB=1)
- (6) Problems with family or friends probably caused by using pain relievers (PNRLFMFPB=1) and continued to use pain relievers even though you thought using pain relievers caused these problems (PNRLFMCTD=1)
- (7) Pain reliever use reduced or eliminated involvement or participation in important activities (PNRLLSACT=1)
- (8) Used pain relievers regularly and then did something that might have put you in physical danger (PNRLPDANG=1)
- (9) Continued to use pain relievers even though they were causing problems with emotions, nerves, mental health, or physical problems (PNRLEMCTD=1 or PNRLPHCTD=1)
- (10) Needed to use pain relievers more than before to get desired effects or noticed that same amount of pain reliever use had less effect than before (PNRLNDMOR=1 or PNRLNSEFX=1)
- (11) Reported experiencing three or more pain reliever withdrawal symptoms after pain reliever use was cut back or stopped. Symptoms include (i) feeling kind of blue or down; (ii) vomiting or feeling nauseous; (iii) having cramps or muscle aches; (iv) having teary eyes or a runny nose; (v) feeling sweaty, having enlarged pupils, or

having body hair standing up on skin; (vi) having diarrhea; (vii) yawning; (viii) having a fever; and (ix) having trouble sleeping. (PNRLWD3SX=1).

D.7.9 PRESCRIPTION TRANQUILIZERS

To be classified with prescription tranquilizer use disorder, IRPYUD5TRQ, a respondent must have met two or more of the following prescription tranquilizer criteria in the past year. More specifically, respondents with two or three criteria are considered to have “mild” disorder (IRPYSEV5TRQ=1); respondents with four or five criteria are considered to have “moderate” disorder (IRPYSEV5TRQ=2); and respondents with six or more criteria are considered to have “severe” disorder (IRPYSEV5TRQ=3).

- (1) Used tranquilizers more often than intended or was unable to keep set limits on tranquilizer use (TRQLKPLMT=2)
- (2) Inability to cut down or stop using tranquilizers every time tried or wanted to (TRQLCUTEV=2)
- (3) Spent a great deal of time over a period of a month or more getting, using, or getting over the effects of tranquilizers (TRQLLOTTM=1 or TRQLGTOVR=1)
- (4) Had a strong urge to use tranquilizers (SDTRURGEED=1)
- (5) Serious problems at home, work, or school caused by using tranquilizers, such as
 - neglecting their children
 - missing work or school
 - doing a poor job at work or school
 - losing a job or dropping out of school(TRQLSERPB=1)
- (6) Problems with family or friends probably caused by using tranquilizers (TRQLFMFPB=1) and continued to use tranquilizers even though you thought using tranquilizers caused these problems (TRQLFMCTD=1)
- (7) Tranquilizer use reduced or eliminated involvement or participation in important activities (TRQLLSACT=1)
- (8) Used tranquilizers regularly and then did something that might have put you in physical danger (TRQLPDANG=1)
- (9) Continued to use tranquilizers even though they were causing problems with emotions, nerves, mental health, or physical problems (TRQLEMCTD=1 or TRQLPHCTD=1)
- (10) Needed to use tranquilizers more than before to get desired effects or noticed that same amount of tranquilizer use had less effect than before (TRQLNDMOR=1 or TRQLLSEFT=1)
- (11) Reported experiencing two or more tranquilizer withdrawal symptoms after stopped use was cut back or stopped. Symptoms include (i) sweating or feeling that your heart was beating fast (SDTRWITHD1ED=1); (ii) having your hands tremble (SDTRWITHD2ED=1); (iii) having trouble sleeping (SDTRWITHD3ED =1); (iv) vomiting or having an upset stomach (SDTRWITHD4ED =1); (v) seeing, hearing, or feeling things that weren’t really there (SDTRWITHD5ED =1); (vi) feeling like you

couldn't sit still (SDTRWITHD6ED=1); feeling anxious (SDTRWITHD7ED=1); having seizures or fits.⁷

D.7.10 PRESCRIPTION STIMULANTS

To be classified with prescription stimulant use disorder, IRPYUD5STM, a respondent must have met two or more of the following prescription stimulant criteria in the past year. More specifically, respondents with two or three criteria are considered to have “mild” disorder (IRPYSEV5STM=1); respondents with four or five criteria are considered to have “moderate” disorder (IRPYSEV5STM=2); and respondents with six or more criteria are considered to have “severe” disorder (IRPYSEV5STM=3).

- (1) Used stimulants more often than intended or was unable to keep set limits on tranquilizer use (STIMKPLMT=2)
- (2) Inability to cut down or stop using stimulants every time tried or wanted to (STIMCUTEV=2)
- (3) Spent a great deal of time over a period of a month or more getting, using, or getting over the effects of stimulants (STIMLOTTM=1 or STIMGTOVR=1)
- (4) Had a strong urge to use stimulants (SDSTURGEED=1)
- (5) Serious problems at home, work, or school caused by using stimulants, such as
 - neglecting their children
 - missing work or school
 - doing a poor job at work or school
 - losing a job or dropping out of school(STIMSERPB=1)
- (6) Problems with family or friends probably caused by using stimulants (STIMFMFPB=1) and continued to use stimulants even though you thought using tranquilizers caused these problems (STIMFMCTD=1)
- (7) Stimulant use reduced or eliminated involvement or participation in important activities (STIMLSACT=1)
- (8) Used stimulants regularly and then did something that might have put you in physical danger (STIMPDANG=1)
- (9) Continued to use stimulants even though they were causing problems with emotions, nerves, mental health, or physical problems (STIMEMCTD=1 or STIMPHCTD=1)
- (10) Needed to use stimulants more than before to get desired effects or noticed that same amount of stimulant use had less effect than before (STIMNDMOR=1 or STIMLSEFT=1)
- (11) Reported feeling blue or down when trying to stop or cut down using methamphetamine (STIMFLBLU=1) as well experiencing two or more stimulant withdrawal symptoms after stopped use was cut back or stopped. Symptoms include (i) sweating or feeling that your heart was beating fast; (ii) having your hands tremble; (iii) having trouble sleeping; (iv) vomiting or having an upset stomach; (v) seeing,

⁷ The corresponding variable for having seizures or fits was removed from the file to minimize disclosure risk.

hearing, or feeling things that weren't really there; (vi) feeling like you couldn't sit still; feeling anxious; having seizures or fits (STIMWD2SX=1).

D.7.11 PRESCRIPTION SEDATIVES

To be classified with prescription sedative use disorder, IRPYUD5SED, a respondent must have met two or more of the following prescription sedative criteria in the past year. More specifically, respondents with two or three criteria are considered to have “mild” disorder; respondents with four or five criteria are considered to have “moderate” disorder; and respondents with six or more criteria are considered to have “severe” disorder.⁸

- (1) Used sedatives more often than intended or was unable to keep set limits on sedative use (SEDVKPLMT=2)
- (2) Inability to cut down or stop using sedatives every time tried or wanted to (SEDFCUTEV=2)
- (3) Spent a great deal of time over a period of a month or more getting, using, or getting over the effects of sedatives (SEDFLOTM=1 or SEDVGTOR=1)
- (4) Had a strong urge to use sedatives (SDSVURGEED=1)
- (5) Serious problems at home, work, or school caused by using sedatives, such as
 - neglecting their children
 - missing work or school
 - doing a poor job at work or school
 - losing a job or dropping out of school(SEDFSERPB=1)
- (6) Problems with family or friends probably caused by using sedatives (SEDFMFPB=1) and continued to use sedatives even though you thought using sedatives caused these problems (SEDFMCTD=1)
- (7) Sedative use reduced or eliminated involvement or participation in important activities (SEDFLSACT=1)
- (8) Used sedatives regularly and then did something that might have put you in physical danger (SEDFPDANG=1)
- (9) Continued to use sedatives even though they were causing problems with emotions, nerves, mental health, or physical problems (SEDFEMCTD=1 or SEDVPHCTD=1)
- (10) Needed to use sedatives more than before to get desired effects or noticed that same amount of sedative use had less effect than before (SEDFNDMOR=1 or SEDVLSFX=1)
- (11) Reported experiencing two or more sedative withdrawal symptoms after sedative use was cut back or stopped. Symptoms include (i) sweating or feeling that heart was beating fast; (ii) having hands tremble; (iii) having trouble sleeping or sleeping more than normal; (iv) vomiting or feeling nauseous; (v) seeing, hearing, or feeling things that were not really there; (vi) feeling like could not sit still; (vii) feeling anxious; and (viii) having seizures or fits. (SEDFWD1SX=1).

⁸ See footnote 5.

D.8 Summary Measures of DSM-5 SUD

The following summary indicators of overall SUD (i.e., disorder, no disorder) based on DSM-5 criteria were created using combinations of the recodes described above. In addition to the summary recodes listed below, use disorder measures are available for composite recodes that are described in the Changes over Time section. These include opioids, tranquilizers or sedatives, and CNS stimulants.

D.8.1 ILLICIT DRUGS

To be classified with illicit drug disorder using the DSM-5 definition, UDYR5ILL, a respondent must have been classified as having a disorder of at least one of the following substances: marijuana (IRPYUD5MRJ), hallucinogens (IRPYUD5HAL), inhalants (IRPYUD5INH), methamphetamine (IRPYUD5MTH), cocaine (IRPYUD5COC), heroin (IRPYUD5HER), prescription pain relievers (IRPYUD5PNR), prescription sedatives (IRPYUD5SED), prescription stimulants (IRPYUD5STM), or prescription tranquilizers (IRPYUD5TRQ).

D.8.2 ILLICIT DRUGS OTHER THAN MARIJUANA

To be classified with illicit drug other than marijuana disorder using the DSM-5 definition, UDYR5IEM, a respondent must have been classified as having a disorder of at least one of the following substances: hallucinogens (IRPYUD5HAL), inhalants (IRPYUD5INH), methamphetamine (IRPYUD5MTH), cocaine (IRPYUD5COC), heroin (IRPYUD5HER), prescription pain relievers (IRPYUD5PNR), prescription sedatives (IRPYUD5SED), prescription stimulants (IRPYUD5STM), or prescription tranquilizers (IRPYUD5TRQ).

D.8.3 ILLICIT DRUGS OR ALCOHOL

To be classified with illicit drug or alcohol disorder using the DSM-5 definition, UDYR5ILAL, a respondent must have been classified as having a disorder using the DSM-5 definition of either illicit drugs (UDYR5ILL) or alcohol (IRPYUD5ALC).

D.8.4 PRESCRIPTION PSYCHOTHERAPEUTICS

To be classified with prescription psychotherapeutics disorder, IRPYUD5PSY, a respondent must have been classified as dependent on at least one of the following: prescription pain relievers (IRPYUD5PNR), prescription sedatives (IRPYUD5SED), prescription stimulants (IRPYUD5STM), or prescription tranquilizers (IRPYUD5TRQ).

References

- American Psychiatric Association. (1994). *Diagnostic and statistical manual of mental disorders* (4th ed.). Washington, DC: Author.
- American Psychiatric Association. (2013). *Diagnostic and statistical manual of mental disorders* (5th ed.). Arlington, VA: Author.
- Center for Behavioral Health Statistics and Quality. (2017a). *Evaluation of imputation methods for the National Survey on Drug Use and Health*. Retrieved from <https://www.samhsa.gov/data/>
- Center for Behavioral Health Statistics and Quality. (2017b). *Results from the 2016 National Survey on Drug Use and Health: Detailed tables*. Retrieved from <https://www.samhsa.gov/data/>
- Center for Behavioral Health Statistics and Quality. (2019). *Results from the 2018 National Survey on Drug Use and Health: Detailed tables*. Retrieved from <https://www.samhsa.gov/data/>
- Center for Behavioral Health Statistics and Quality. (2021a). *2020 National Survey on Drug Use and Health: Methodological summary and definitions*. Retrieved from <https://www.samhsa.gov/data/>
- Center for Behavioral Health Statistics and Quality. (2021b). *Results from the 2020 National Survey on Drug Use and Health: Detailed tables*. Retrieved from <https://www.samhsa.gov/data/>
- Center for Behavioral Health Statistics and Quality. (forthcoming). *2020 National Survey on Drug Use and Health methodological resource book, Section 10: Editing and imputation report*. Retrieved from <https://www.samhsa.gov/data/>
- Edwards, G., & Gross, M. M. (1976). Alcohol dependence: Provisional description of a clinical syndrome. *British Medical Journal*, *1*(6017), 1058-1061.
- Fagerstrom, K. O. (1978). Measuring degree of physical dependence to tobacco smoking with reference to individualization of treatment. *Addictive Behaviors*, *3*(3-4), 235-241.
- Heatherton, T. F., Kozlowski, L. T., Frecker, R. C., & Fagerstrom, K. O. (1991). The Fagerstrom Test for Nicotine Dependence: A revision of the Fagerstrom Tolerance Questionnaire. *British Journal of Addiction*, *86*(9), 1119-1127.
- Heatherton, T. F., Kozlowski, L. T., Frecker, R. C., Rickert, W., & Robinson, J. (1989). Measuring the heaviness of smoking: Using self-reported time to the first cigarette of the day and number of cigarettes smoked per day. *British Journal of Addiction*, *84*(7), 791-799.

- Lipari, R. N., Ahrnsbrak, R. D., Pemberton, M. R., & Porter, J. D. (2017, September). *Risk and protective factors and estimates of substance use initiation: Results from the 2016 National Survey on Drug Use and Health*. NSDUH Data Review. Retrieved from <https://www.samhsa.gov/data/>
- Park-Lee, E., Lipari, R. N., Hedden, S. L., Kroutil, L. A., & Porter, J. D. (2017, September). *Receipt of services for substance use and mental health issues among adults: Results from the 2016 National Survey on Drug Use and Health*. NSDUH Data Review. Retrieved from <https://www.samhsa.gov/data/>
- Shiffman, S., Hickcox, M., Gnys, M., Paty, J. A., & Kassel, J. D. (1995, March). *The Nicotine Dependence Syndrome Scale: Development of a new measure*. Poster presented at the annual meeting of the Society for Research on Nicotine and Tobacco, San Diego, CA.
- Shiffman, S., Paty, J. A., Kassel, J. D., Gnys, M., & Zettler-Segal, M. (1994). Smoking behavior and smoking history of tobacco chippers. *Experimental and Clinical Psychopharmacology*, 2, 126-142.
- Shiffman, S., Waters, A. J., & Hickcox, M. (2004, April). The Nicotine Dependence Syndrome Scale: A multi-dimensional measure of nicotine dependence. *Nicotine and Tobacco Research*, 6(2), 327-348.
- Substance Abuse and Mental Health Services Administration. (2017). *Key substance use and mental health indicators in the United States: Results from the 2016 National Survey on Drug Use and Health* (HHS Publication No. SMA 17-5044, NSDUH Series H-52). Rockville, MD: Center for Behavioral Health Statistics and Quality, Substance Abuse and Mental Health Services Administration. Retrieved from <https://www.samhsa.gov/data/>
- Substance Abuse and Mental Health Services Administration. (2019). *Key substance use and mental health indicators in the United States: Results from the 2018 National Survey on Drug Use and Health* (HHS Publication No. PEP19-5068, NSDUH Series H-54). Rockville, MD: Center for Behavioral Health Statistics and Quality, Substance Abuse and Mental Health Services Administration. Retrieved from <https://www.samhsa.gov/data/>
- Substance Abuse and Mental Health Services Administration. (2021). *Key substance use and mental health indicators in the United States: Results from the 2020 National Survey on Drug Use and Health* (HHS Publication No. PEP21-07-01-003, NSDUH Series H-56). Rockville, MD: Center for Behavioral Health Statistics and Quality, Substance Abuse and Mental Health Services Administration. Retrieved from <https://www.samhsa.gov/data/>

Appendix E

Recoded Mental Health

E.1 Introduction

The 2020 National Survey on Drug Use and Health (NSDUH) included a “mental health” section of the questionnaire that was designed to provide data on various mental health measures for adults aged 18 or older, such as serious psychological distress (SPD), mental illness (i.e., any mental illness [AMI], serious mental illness [SMI], moderate mental illness [MMI], serious or moderate mental illness [SMMI], low [i.e., mild] mental illness [LMI], and low or moderate mental illness [AMI excluding SMI; LMMI]), suicidal ideation and behavior (i.e., thoughts, plans, and attempts). The 2020 NSDUH also included mental health service utilization sections for adults aged 18 or older and for youths aged 12 to 17, respectively. The mental health utilization sections were designed to provide data on mental health services. Several key questionnaire changes were made to these sections starting in Quarter 4 of 2020. For the mental health section, these changes were limited to the adult suicidal ideation and behavior questions and did not affect the adult SPD and mental illness questions. For the mental health utilization sections, new youth suicidal ideation and behavior questions were added to the youth mental health utilization section. New questions to measure use of virtual (telehealth) services for mental health care were also added to the mental health utilization sections for adults and youths, respectively.

Estimates of past year and past month SPD, past year mental illness, past year suicidal ideation and behavior including past year suicidal ideation and behavior because of coronavirus disease 2019 (COVID-19),¹ and past year use of virtual (telehealth) mental health services are presented in the 2020 detailed tables (Center for Behavioral Health Statistics and Quality [CBHSQ], 2021a).² These measures, except SPD, also are presented in the key substance use and mental health indicators in the United States report (Substance Abuse and Mental Health Services Administration [SAMHSA], 2021).³

This appendix includes details on the suicidal ideation and behavior, SPD, and mental illness variables. Guidance regarding analysis of these variables, including weighting and variance estimation information, is also provided in this appendix. The Key Mental Health Variables codebook appendix provides tables with the variable names for the most commonly used NSDUH mental health measures as well as information regarding comparability across survey years.⁴

E.2 Impact of COVID-19 on the 2020 NSDUH

The COVID-19 pandemic made 2020 a unique year within the history of NSDUH. Quarter 1 (January to March 2020) was completed using standard NSDUH protocols with in-person data collection. However, Quarter 1 data collection ended 15 days early when work

¹ Due to low statistical precision, estimates are not presented for suicidal thoughts and behaviors because of the COVID-19 pandemic among youths.

² Starting with the 2015 NSDUH, the mental health detailed tables were combined with the main detailed tables and are now published as the “detailed tables.” Mental health detailed tables were published separately for the 2009-2014 NSDUHs.

³ This report is considered a first findings report and replaces the national findings and mental health findings reports that were published in 2014 and prior years.

⁴ Caution is advised when comparing 2020 to prior years due to methodological changes for 2020. See Chapter 6 of the 2020 methodological summary and definitions for details (CBHSQ, 2021b).

was suspended on March 16, 2020. Except for a very brief data collection effort that tested increased safety measures in July, no data were collected in Quarters 2 and 3 (i.e., April to September). For weighting, imputation, and estimation, the small number of Quarter 3 (i.e., July data) interviews were grouped with the Quarter 4 data. Data collection resumed in Quarter 4 but used in-person and web-based procedures. For simplicity, references of Quarter 4 in the 2020 detailed tables (CBHSQ, 2021a), refers to the combined Quarters 3 and 4 data. SAMHSA decided to produce estimates for 2020 using the combined data to increase the sample sizes and resulting precision of the estimates.

For the mental health questions where the content did not change between Quarters 1 and 4, no changes were needed for the mental health variable specifications because the questions in 2020 were equivalent to those in 2019. For the adult suicide behavior questions where the skip logic was changed in Quarter 4 of 2020, changes in the variable specifications were needed to allow Quarters 1 and 4 to be combined. In summary, an adjustment was applied to the Quarter 4 data so that handling of the data was consistent between Quarters 1 and 4. See the section on Suicidal Ideation and Behavior Measures below for more details. Estimates for most mental health measures including adult suicidal ideation and behavior in the 2020 detailed tables have been calculated using data from combined Quarters 1 and 4 of 2020. To protect respondents' confidentiality, the variable QUARTER was removed from the file so that no quarterly analyses can be generated. Given the differences in data collection periods and other methodological procedures between 2020 and prior NSDUH years, SAMHSA decided not to make statistical comparisons between 2020 estimates and those from prior years in the 2020 detailed tables and first findings report (SAMHSA, 2021). Due to methodological changes for 2020, caution is advised when comparing 2020 and prior years. Caution should also be used when attempting to distinguish the effects on estimates due to true changes in the population⁵ (e.g., COVID-19, other events) from the effects due to methodological changes. Regardless, general information on how to compare, combine, and weight the adult mental health data across survey years, including 2020, is provided in this appendix. Caveats regarding the 2020 data are also provided where applicable. See Chapters 2, 3, and 6 of the 2020 methodological summary and definitions for details (CBHSQ, 2021b).

Estimates in the 2020 detailed tables (CBHSQ, 2021a) for new measures added to the mental health sections of the questionnaire in Quarter 4 of 2020 (i.e., adult suicidal ideation and behavior because of COVID-19, youth suicidal ideation and behavior,⁶ and use of virtual mental health services among youths or adults) have been calculated using data from Quarter 4 of 2020. Data from any new mental health questions only asked in Quarter 4 or COVID-19 related questions including past year use of virtual (telehealth) mental health services are excluded from the file to minimize disclosure risk.

E.3 Suicidal Thoughts and Behavior among Adults

In the mental health section of the 2020 NSDUH questionnaire, adult respondents aged 18 or older were asked questions about suicidal thoughts and behaviors. In all quarters of 2020,

⁵ A true change in a population survey estimate across years is a change that is not plausibly explained by changes in survey data collection methods between those years.

⁶ See footnote 1.

adult respondents were asked whether they had suicidal thoughts in the past 12 months. The questions are included below.

SUI01 [IF AGE=18 OR OLDER] The next few questions are about thoughts of suicide. **At any time in the past 12 months**, that is from [DATEFILL] up to and including today, did you **seriously think about trying to kill yourself**?

Before Quarter 4 of 2020, only those adult respondents who reported that they had serious thoughts of suicide in the past 12 months were asked whether they made a suicide plan or tried to kill themselves. The questions asked before Quarter 4 of 2020 are included below.

SUI02 [IF SUI01=1] During the past 12 months, did you make any plans to kill yourself?

SUI03 [IF SUI01=1] During the past 12 months, did you **try** to kill yourself?

Beginning in Quarter 4 of 2020, changes were made in the skip logic for the made suicide plans and attempted suicide questions; thus, all adults aged 18 or older were asked these questions regardless of what they reported for serious thoughts of suicide. The questions asked in Quarter 4 of 2020 are included below. This revised skip logic will also be used in the 2021 NSDUH.

SUI02 [IF AGE=18 OR OLDER] During the past 12 months, did you make any plans to kill yourself?

SUI03 [IF AGE=18 OR OLDER] During the past 12 months, did you **try** to kill yourself?

In all quarters of 2020, respondents who reported that they attempted suicide in the past 12 months were asked whether they received medical attention from a doctor or other health professional for their suicide attempt. If respondents reported receiving medical attention, they were asked whether they stayed overnight or longer in a hospital for their suicide attempt. These questions are included below.

SUI04 [IF SUI03=1] During the past 12 months, did you get medical attention from a doctor or other health professional as a result of an attempt to kill yourself?

SUI05 [IF SUI04=1] Did you stay in a hospital overnight or longer because you tried to kill yourself?

The recoded adult suicide variables in [Table E.1](#) contain data from combined Quarters 1 and 4 of 2020, where the Quarter 4 data were adjusted to be consistent with the Quarter 1 data. The text immediately following [Table E.1](#) provides details on how the Quarter 4 data were adjusted. The combined Quarters 1 and 4 of 2020 recoded variables were used to generate estimates for adult suicidal ideation and behavior in the 2020 detailed tables (CBHSQ, 2021a). The recoded adult suicide variables in [Table E.1](#) are defined as “yes,” “no,” or SAS[®] missing. See the codebook documentation for more details on how the recoded variables in [Table E.1](#) are created. Only variables that seemed to have low disclosure risk have been retained on the 2020 PUF.

Table E.1 Adult Suicidal Thoughts and Behavior Recoded Variable Names: NSDUH 2020

Recoded Variable Name	Variable Label
MHSUITHK	RC-ADULT SERIOUSLY THOUGHT ABOUT KILLING SELF IN PAST YEAR
MHSUIPLN	RC-ADULT MADE PLANS TO KILL SELF IN PAST YEAR
MHSUITRY	RC-ADULT ATTEMPTED TO KILL SELF IN PAST YEAR
MHSUIMED ¹	RC-RCVD MEDICAL ATTENTION FOR ATTEMPT SUIC IN PAST YR
MHSUIHOS ¹	RC-STAY OVERNIGHT AT HOSP FOR ATTEMPT SUIC IN PAST YR

NOTE: For 2020, these variable names are the same as similarly defined variables in prior years. Due to the methodological changes for 2020, caution is advised about making direct comparisons between estimates in 2020 and those from prior survey years because the comparability of the data is unknown. See Chapter 6 of the 2020 *National Survey on Drug Use and Health (NSDUH): Methodological Summary and Definitions* for details (CBHSQ, 2021b).

¹ This variable is excluded from the public use file to minimize disclosure risk.

Very few adult respondents in Quarter 4 reported that they did not have serious thoughts of suicide but they made suicide plans or attempted suicide. Therefore, to have consistently defined recoded variables for suicide plans and suicide attempts based on the full year of 2020 data from Quarters 1 and 4, the Quarter 4 data were adjusted to match the prior years' skip patterns. Any respondents in Quarter 4 who reported having no serious thoughts of suicide in the past 12 months were treated in the recoded variables as not making suicide plans or attempting suicide in that period, even if they indicated they did make suicide plans or attempt suicide.

This issue of the changed skip logic in Quarter 4 also applied to recoded variables for the receipt of medical attention because of suicide attempts and hospitalization because of suicide attempts that were based on the full year of 2020 data from Quarters 1 and 4. The Quarter 4 data were handled so that the skip logic was consistent with how the data in Quarter 1 and prior years were handled. But this data has been excluded from the 2020 PUF due to disclosure risk.

E.4 Analysis Weight and Variance Estimation Variables for Suicidal Thoughts and Behavior Measures

For the 2020 NSDUH, the weighting process was modified to account for the disruption in data collection because of COVID-19 and the subsequent introduction of multimode data collection (in person and web) for NSDUH in Quarter 4. See Section 2.3.4.2 of the 2020 methodological summary and definitions (CBHSQ, 2021b) for details on the modifications. One of the modifications had to do with the number of adult web respondents in Quarter 4 who provided usable information on their substance use but did not complete the mental health or later sections (i.e., “break-offs”), which raised concerns about the 2020 mental health estimates for adults and potential bias.⁷ To overcome the bias issue, additional analysis weights (“break-off analysis weights”) were created to analyze unimputed outcome variables beginning with the mental health section of the questionnaire for adults and including subsequent sections. The 2020 adult suicidal thoughts and behavior measures in [Table E.1](#) were used in the 2020 detailed tables (CBHSQ, 2021a) and 2020 first findings report (SAMHSA, 2021). Estimates for these measures were created by using the combined Quarters 1 and 4 data and the break-off analysis weight. Due to potential disclosure risk, the break-off analysis weight was removed from the 2020 public use file (PUF). Therefore, all adult suicidal thoughts and behavior measures analyzed using the 2020

⁷ See footnote 1.

PUF should use the standard analysis weight (ANAWLTQ1Q4_C) and the variance estimation variables for Quarters 1 and 4 (VESTRQ1Q4_C and VEREP). Because of this, caution should be used when analyzing these outcomes and drawing conclusions using the PUF analysis weights. See Section 2.3.4 of the 2020 methodological summary and definitions for more details on the break-off analysis weight used in the 2020 detailed tables and the first findings report.

Analyses for suicidal ideation and behavior among adults across all years 2008 and later would be analyzed using the standard analysis weight (ANALWT_C) for 2008 to 2019 and the standard analysis weight (ANALWTQ1Q4_C) for 2020. Users should also create a new variance estimation stratum variable that takes on the value of VESTR for 2008-2019 respondents and the value of VESTRQ1Q4_C for 2020 respondents. The variance estimation primary sampling unit within stratum variable VEREP is named the same for all years 2008 to 2020.

If combining 2020 with prior years of NSDUH data for adult suicidal ideation and behavior variables, the 2020 person-level analysis weight variable names and variance estimation variable names would need to be renamed to be consistent across years before running analyses on the combined dataset using statistical software. See the Special Types of Analyses section of the codebook introduction for more details. Users should consider the differences in methodology prior to making any decisions on whether or how to use these data across all years.

E.5 Mental Illness Measures

Past year mental illness estimates for 2008 through 2011 found in tables and reports published prior to the 2012 NSDUH were based on a prediction model for mental illness developed using the 2008 data from the Mental Health Surveillance Study (MHSS) (referred to as the “2008 model”). This model was developed using approximately 750 cases obtained from a clinical follow-up study. Although SAMHSA continued to obtain clinical interviews after 2008, estimates of SMI and AMI from the 2009, 2010, and 2011 NSDUHs were based on the model developed from the 2008 clinical assessment sample. The same model was applied to each year’s NSDUH data to provide consistency in SMI and AMI comparisons across the years. Producing a new model each year based on the small annual clinical samples (only 500 interviews in 2009 and 2010) would have resulted in large changes in the model parameters and corresponding prevalence rates due to sampling error, making it impossible to detect real trends in SMI and AMI over time. Furthermore, an evaluation of the 2008 model, using the 2009 NSDUH clinical data, found that the model could not be significantly improved with the additional 500-case 2009 clinical sample. The clinical follow-up study, started in 2008, continued until 2012, leading to a nationally representative sample of approximately 5,000 cases that were used to develop an improved mental illness prediction model (referred to as the “2012 model”). This revised and improved model was used to predict mental illness starting with the 2012 NSDUH.

Unfortunately, the 2012 model could not be applied to the 2007 and earlier NSDUH data because some of the predictors in the 2012 model were not collected before 2008. However, the 2005-2007 NSDUHs did collect some of the necessary predictors, along with other mental health variables that could potentially be good predictors of SMI and AMI. Given the analytic benefits of having comparable indicators of SMI for additional years of NSDUH data, alternative models were developed from the MHSS data in an attempt to be comparable with mental illness data for

2008 and later⁸ years (CBHSQ, 2017a). Users should consider the difference in methodology prior to making any decisions on whether and how to use the 2005-2007 measures.

For the 2012-2014 mental health detailed tables (CBHSQ, 2013, 2014c, 2015) and the 2015-2020 detailed tables (CBHSQ, 2016, 2017b, 2018, 2019, 2020, 2021a), estimates, including those from 2008 through 2011, were all based on the 2012 revised model. The mental illness estimates in the 2008 detailed tables (Office of Applied Studies, 2009) and the 2009-2011 mental health detailed tables (CBHSQ, 2010a, 2012a, 2012b) were updated using the revised 2012 model. For more information on the MHSS and the mental illness indicators, see the Development of Mental Illness Indicators section below.

Provided below are details about the psychological distress and functional impairment scales used to measure mental illness and the development of the 2008-2020 mental illness indicators based on the 2012 model. Details about the 2008-2011 mental illness indicators based on the 2008 model and the alternative model for the 2005-2007 measures are also provided. Additionally, information about the availability of the mental illness variables as well as guidance regarding analysis of these variables, including weighting and variance estimation information, is provided.

E.5.1 NSDUH Scales Used to Measure Mental Illness

E.5.1.1 Psychological Distress Scale: K6

The K6 screening instrument for nonspecific psychological distress (Furukawa et al., 2003; Kessler et al., 2003) included in the computer-assisted interviewing instrument was used to create both past month (SPDMON) and past year (SPDYR) SPD indicators.⁹ For both of the time periods, respondents were classified with SPD if a score based on these K6 measures was 13 or greater.

The two six-item K6 scales gather information regarding how frequently a respondent experienced symptoms of psychological distress during the past 30 days and during a month in the past 12 months when he or she felt more depressed, anxious, or emotionally stressed than in the past 30 days, respectively. Only respondents who indicated that there was a worse month than the past 30 days (DSTWORST=1) were asked about the worst month in the past year other than the past 30 days.

The questions comprising the two K6 scales and the screener question for the worst month scale are provided below with their associated edited variable names from the mental health section as well as the response categories for each question:

⁸ See footnote 4.

⁹ Because of the addition of the 30-day K6 questions in the 2008 NSDUH, past year K6 and SPD variables in 2008 and subsequent years are not comparable with past year K6 and SPD variables from previous years and therefore have been renamed.

DSTNRV30 During the past 30 days, how often did you feel nervous?

- 1 All of the time
 - 2 Most of the time
 - 3 Some of the time
 - 4 A little of the time
 - 5 None of the time
- Don't Know (DK)/Refused (REF)

Response categories are the same for the remaining past month K6 questions:

DSTHOP30 During the past 30 days, how often did you feel hopeless?

DSTRST30 During the past 30 days, how often did you feel restless or fidgety?

DSTCHR30 During the past 30 days, how often did you feel so sad or depressed that nothing could cheer you up?

DSTEFF30 During the past 30 days, how often did you feel that everything was an effort?

DSTNGD30 During the past 30 days, how often did you feel down on yourself, no good, or worthless?

DSTWORST The last questions asked about how you have been feeling during the past 30 days. Now think about **the past 12 months**. Was there a month in the past 12 months when you felt more depressed, anxious, or emotionally stressed than you felt during the past 30 days?

- 1 Yes
- 2 No

DSTNRV12 Think of one month in the past 12 months when you were the most depressed, anxious, or emotionally stressed.

During that month, how often did you feel nervous?

- 1 All of the time
 - 2 Most of the time
 - 3 Some of the time
 - 4 A little of the time
 - 5 None of the time
- DK/REF

Response categories are the same for the remaining worst month K6 questions:

- DSTHOP12** During that same month when you were at your worst emotionally . . .
how often did you feel hopeless?
- DSTRST12** During that same month when you were at your worst emotionally . . .
how often did you feel restless or fidgety?
- DSTCHR12** During that same month when you were at your worst emotionally . . .
how often did you feel so sad or depressed that nothing could cheer you up?
- DSTEFF12** During that same month when you were at your worst emotionally . . .
how often did you feel that everything was an effort?
- DSTNGD12** During that same month when you were at your worst emotionally . . .
how often did you feel down on yourself, no good, or worthless?

Each K6 scale item shown above was transformed so that “All of the time” was coded 4, “Most of the time” was coded 3, “Some of the time” was coded 2, “A little of the time” was coded 1, and “None of the time” was coded 0, along with responses matching “Don’t know,” refusals, bad data, blanks, and legitimate skips.

A past month distress score (K6SCMON) was calculated by summing these transformed values across the six past 30-day variables (DSTNRV30, DSTHOP30, DSTRST30, DSTCHR30, DSTEFF30, and DSTNGD30) to arrive at a value ranging between 0 and 24. Likewise, a worst month in the past year distress score (K6SCYR) was calculated by summing the transformed values across the six worst month in the past year variables (DSTNRV12, DSTHOP12, DSTRST12, DSTCHR12, DSTEFF12, and DSTNGD12) to arrive at a value ranging between 0 and 24. The worst month in the past year distress score (K6SCYR) has values only for adult respondents who indicated that there was a month in the past year that was worse than the past 30 days (DSTWORST=1). A worst total score (K6SCMAX) was then created that takes on the maximum value of the past month distress score (K6SCMON) and the worst month in the past year distress score (K6SCYR) in order to represent the worst distress score during the past year, regardless of whether this contradicts the response to DSTWORST. For all the K6 score and SPD variables, youths aged 12 to 17 were assigned the standard system missing code (.) because the mental health section was not administered to youths.

An alternative worst month in the past year total score variable (WSPDSC2) was created to indicate the worst distress score during the past year. Using the worst month total score (K6SCMAX), the alternative worst month total score (WSPDSC2) is coded 0 when K6SCMAX has a value from 0 to 7, and WSPDSC2 is assigned a value of 1 to 17 when K6SCMAX has a corresponding value of 8 to 24. This variable was not used in the creation of past month and past year SPD variables but was used in both the 2008 and 2012 models to create the mental illness variables discussed later in this document. The decision to create a recoded version of the past month K6 score was based on an analysis of the 2008 MHSS. Specifically, the alternative past year K6 score (WSPDSC2) was used in the models because the SMI prevalence was typically extremely low for respondents with worst month in the past year K6 scores of less than 8, and

the prevalence rates started increasing only once scores were 8 or greater. For more details about how this recoded score was created as well as more details on the original score, see Aldworth et al. (2009).

Using the past month distress score defined above, adults aged 18 or older are classified as having past month SPD (SPDMON=1) if their distress score is 13 or greater (K6SCMON \geq 13), and they are classified as not having past month SPD (SPDMON=0) if their distress score is less than 13 (K6SCMON $<$ 13). This cutoff point was chosen because it has been shown to be highly correlated with SMI (Colpe et al., 2009) and is the standard cutoff point used by other surveys. Likewise, past year SPD (SPDYR) is defined the same way as past month SPD by using the total past year score (K6SCMAX) and the same cutoff value of 13.

The use of the two reference periods to create the total past year score (K6SCMAX) that defines past year SPD (SPDYR) started with the 2008 NSDUH. From 2005 to 2007, respondents were asked only about distress in the month when they were the most depressed, anxious, or emotionally distressed in the past year. Because of this change, past year K6 and SPD estimates from years prior to 2008 were no longer comparable with estimates from 2008 onward. To address this comparability issue, an adjusted version of the worst total K6 score (K6SMXADJ) and past year SPD (SPDYRADJ) variables were created retroactively for survey years 2005 through 2007. These variables were statistically adjusted to make the 2005-2007 K6 and SPD estimates comparable with the 2008 and subsequent K6 and SPD estimates.¹⁰ The 2005-2007 adjusted variables (K6SMXADJ and SPDYRADJ) can be renamed for use in analyses to match the 2008 and subsequent variable names (K6SCMAX and SPDYR) to produce comparable estimates across all years¹¹ (2005 and subsequent years), as seen in the 2020 detailed tables (CBHSQ, 2021a). More information about how the statistically adjusted K6 and SPD variables were created can be found in the 2005-2007 codebooks and in the report describing these adjustments (Aldworth et al., 2012).

E.5.1.2 Functional Impairment Scale: WHODAS

The World Health Organization Disability Assessment Schedule (WHODAS) is a scale used to measure functional impairment that consists of a series of items that are used for assessing disturbances in social adjustment and behavior (i.e., functional impairment). A reduced set of 13 WHODAS items (Novak et al., 2010; Rehm et al., 1999) are included in the NSDUH. Responses to this impairment scale were used to create eight variables that were transformed and summed to define the WHODAS total score used in the development of both the 2008 and 2012 SMI prediction models. The questions comprising the abbreviated WHODAS are provided below, with their associated edited variable names from the mental health section as well as the response categories for each question:

The next questions are about how much your emotions, nerves, or mental health caused you to have **difficulties in daily activities**.

¹⁰ See footnote 4.

¹¹ See footnote 4.

In answering, think of the **one month** in the past 12 months when your emotions, nerves, or mental health interfered **most** with your daily activities.

IMPREMEM During that one month when your emotions, nerves or mental health interfered **most** with your daily activities . . .

how much difficulty did you have **remembering to do things you needed to do?**

- 1 No difficulty
- 2 Mild difficulty
- 3 Moderate difficulty
- 4 Severe difficulty
- DK/REF

IMPCONCN how much difficulty did you have **concentrating on doing something important when other things were going on around you?**

- 1 No difficulty
- 2 Mild difficulty
- 3 Moderate difficulty
- 4 Severe difficulty
- DK/REF

IMPGOUT how much difficulty did you have **going out of the house and getting around on your own?**

- 1 No difficulty
- 2 Mild difficulty
- 3 Moderate difficulty
- 4 Severe difficulty
- 5 You didn't leave the house on your own
- DK/REF

IMPGOUTM [IF IMPGOUT = 5] Did problems with your emotions, nerves, or mental health keep you from leaving the house on your own?

- 1 Yes
- 2 No
- DK/REF

IMPPEOP how much difficulty did you have **dealing with people you did not know well?**

- 1 No difficulty
- 2 Mild difficulty
- 3 Moderate difficulty
- 4 Severe difficulty

5 You didn't deal with people you did not know well
DK/REF

IMPPEOPM [IF IMPPEOP = 5] Did problems with your emotions, nerves, or mental health keep you from dealing with people you did not know well?

1 Yes
2 No
DK/REF

IMPSOC how much difficulty did you have **participating in social activities, like visiting friends or going to parties?**

1 No difficulty
2 Mild difficulty
3 Moderate difficulty
4 Severe difficulty
5 You didn't participate in social activities
DK/REF

IMPSOCM [IF IMPSOC=5] Did problems with your emotions, nerves, or mental health keep you from participating in social activities?

1 Yes
2 No
DK/REF

IMPHHLD how much difficulty did you have **taking care of household responsibilities?**

1 No difficulty
2 Mild difficulty
3 Moderate difficulty
4 Severe difficulty
5 You didn't take care of household responsibilities
DK/REF

IMPHHLDM [IF IMPHHLD=5] Did problems with your emotions, nerves, or mental health keep you from taking care of household responsibilities?

1 Yes
2 No
DK/REF

IMPRESP how much difficulty did you have **taking care of your daily responsibilities at work or school?**

- 1 No difficulty
- 2 Mild difficulty
- 3 Moderate difficulty
- 4 Severe difficulty
- 5 You didn't work or go to school
- DK/REF

IMPRESPM [IF IMPRESP=5] Did problems with your emotions, nerves, or mental health keep you from working or going to school?

- 1 Yes
- 2 No
- DK/REF

IMPWORK [IF **IMPRESP** NE 5] During that one month when your emotions, nerves or mental health interfered **most** with your daily activities . . .

how much difficulty did you have **getting your daily work done as quickly as needed?**

- 1 No difficulty
- 2 Mild difficulty
- 3 Moderate difficulty
- 4 Severe difficulty
- DK/REF

An original WHODAS total score (WHODASC2) was created to indicate the level of difficulty in performing daily activities due to problems with emotions, nerves, or mental health. Each of the eight variables created from the WHODAS items shown above was transformed into values of 0 to 3 so that a response of “Severe difficulty” was coded 3, “Moderate difficulty” was coded 2, and “Mild difficulty” was coded 1. Values of “No difficulty” were coded 0, along with nonresponses (i.e., for responses of “No,” “Don’t know,” or “Refused”). Some items had a fifth category to deal with “Not applicable” responses. For example, the question about difficulties regarding taking care of daily responsibilities at work or school (IMPRESP) had a fifth category, “You didn’t work or go to school.” If this category was selected, then another question was asked as to whether respondents’ emotions, nerves, or mental health caused them to be unable to work or go to school (IMPRESPM). A “Yes” response to the follow-up question (IMPRESPM=1) was coded 3 and a “No” response (IMPRESPM=2) was coded 0. One exception to this coding was the last WHODAS recode on how much difficulty the respondents had in getting their daily work done as quickly as needed (IMPWORK). This item was asked of the respondents only if in the previous question they responded that they worked or went to school (IMPRESP=1 to 4). In the case that they responded that they did not work or go to school (IMPRESP=5), their response to the follow-up question referred to above (IMPRESPM) determined the final item score for IMPWORK; otherwise, IMPWORK was recoded similar to the other items.

The transformed scale values were summed across the eight variables created from the WHODAS items (remembering, concentrating, going out of the house on your own, dealing with people you don't know well, participating in social activities, taking care of household responsibilities, taking care of daily work/school responsibilities, and getting your daily work done as quickly as needed) to arrive at a value ranging between 0 and 24. For both the WHODAS total scores, youths aged 12 to 17 were assigned the standard system missing code (.) because the mental health section was not administered to youths.

An alternative WHODAS total score (WHODASC3) was created to indicate the number of daily activities in which a respondent had moderate or severe difficulty performing or did not perform due to problems with emotions, nerves, or mental health. Each of the eight variables created from WHODAS items shown above was transformed into values of 0 or 1 so that responses indicating "Moderate difficulty" or "Severe difficulty" were coded 1 and responses indicating "Mild difficulty" or "No difficulty" were coded 0. If a fifth category of "Not applicable" was available and selected (see above for an example of a fifth question), then another question was asked as to whether respondents' emotions, nerves, or mental health caused them to be unable to work or go to school. A "Yes" response was coded 1 and a "No" response was coded 0. The transformed scale values were summed across the eight WHODAS activities to arrive at a value ranging between 0 and 8. This alternative WHODAS total score was used in both the 2008 and 2012 models estimating the mental illness variables. The decision to create a recoded version of the WHODAS total score was based on an analysis of the 2008 MHSS. Use of the recoded version of the WHODAS score (WHODASC3) in the models was driven by the realization that a dichotomous measure dividing severely impaired from less severely impaired respondents fit better than a linear continuous measure. For more details about how this alternative score was created as well as more details on the original score, see Aldworth et al. (2009).

E.5.2 Development of Mental Illness Indicators

The MHSS was initiated in 2008 with the primary goal of producing SMI estimates. Because of constraints on the interview time in the NSDUH and the need for trained mental health clinicians, it was not possible to administer a full structured diagnostic clinical interview to assess mental illness on all 45,000 adult respondents; therefore, the approach adopted by SAMHSA was to utilize short scales separately measuring psychological distress and functional impairment as described above that could be used in a statistical model to accurately predict whether a respondent had mental illness. Models that used these short scales to predict mental illness status have been developed using a subsample of NSDUH respondents who had completed the NSDUH interview and were administered a diagnostic interview (First et al., 2002) via a clinical follow-up study.

In the 2008 NSDUH, the first year of the MHSS, approximately 1,500 NSDUH respondents participated in the clinical follow-up. Half of these respondents (approximately 750) were administered the WHODAS (discussed earlier in the text) and the other half were administered the Sheehan Disability Scale (SDS). This MHSS sample was used to develop a prediction model (the "2008 model") that was initially used to produce estimates of mental illness from the main NSDUH samples for the 2008-2011 NSDUHs. The purpose of the 2008 split sample was to determine whether the SDS or WHODAS impairment scale was a better

predictor of SMI; therefore, for the 2008 NSDUH, two models were used to predict SMI: one for each impairment scale (WHODAS and SDS). The 2008 models for SMI were chosen so that the estimates from the WHODAS and the SDS samples were approximately equal, and hence published estimates of SMI were based on both WHODAS and SDS samples.¹² The WHODAS model was determined to be the better predictor of SMI; therefore, starting with the 2009 NSDUH, only the WHODAS impairment scale was administered in the NSDUH and used for estimating all levels of mental illness (SMI, AMI, LMI, MMI, and SMMI). For further details, see Appendix B, Section B.4.3, in the 2009 mental health findings report (CBHSQ, 2010b).

In 2010, SAMHSA began preliminary investigations to assess whether improvements to the model were warranted using the MHSS clinical data collected since 2008. The 2011 and 2012 MHSS clinical samples were augmented to include 1,500 respondents per year, leading to a combined sample of approximately 5,000 clinical interviews for the MHSS from 2008 to 2012. It was recognized that altering the model for generating estimates would complicate the measurement of changes in SMI and other mental illness estimates across years. For example, if one model was used to produce estimates for the 2008-2011 NSDUH data and a different model was used for the 2012 NSDUH, then it would not be straightforward to determine whether changes in the prevalence of SMI could be attributed to a real underlying change in the population or to changes in the model. Similarly, if the 2012 NSDUH prevalence estimates were based on a new model and not significantly different from NSDUH estimates since 2008, it still could not be concluded that changing the model did not affect estimates. Rather, changes to the model used for the 2012 NSDUH could obscure actual changes in the population and lead to the erroneous conclusion of no changes in prevalence.

Despite these concerns, SAMHSA determined that the 2008 model had some important shortcomings that had not been detected in the original model fitting because of the small number of respondents in the 2008 MHSS. Specifically, the 2008 model substantially overestimated SMI and AMI among young adults relative to the clinical interview data. In addition, improvements were needed to the weighting procedures for the MHSS sample data to better account for nonresponse and undercoverage (i.e., because people with mental illness appeared to be more likely to participate in the follow-up and because only NSDUH respondents who answered their surveys in English were eligible for the clinical follow-up). Therefore, SAMHSA decided to revise the model using the combined 2008-2012 clinical data (the “2012 model”). Consistent with the 2008 model, for the clinical interview respondents who had been administered the SDS in the 2008 NSDUH, an alternative 2012 SMI model was fit using the complete 2008-2012 MHSS dataset (i.e., including both the WHODAS and SDS half samples in 2008). See CBHSQ (2014b) for more details on the 2008-2012 MHSS operations and data collections.

To reduce bias and improve prediction, a recoded age variable and additional mental health-related variables (i.e., serious thoughts of suicide in the past year and having a past year MDE) were added in the 2012 model. The addition of these mental health predictors in the model, however, impacts the types of analyses that can be performed with the mental illness variables derived from the model. See the Using Mental Illness Variables in Analysis section for

¹² For 2008, estimates of AMI, SMMI, LMI, and MMI were based only on the WHODAS half sample because notable differences were observed between the WHODAS and the SDS samples.

more details. To eliminate coverage and nonresponse error, alternatives for the weights were applied to the clinical sample data for the model development. To provide consistent data for trend assessment, the mental illness estimates in the 2008 detailed tables (Office of Applied Studies, 2009) and the 2009-2011 mental health detailed tables (CBHSQ, 2010a, 2012a, 2012b) were recomputed using the new 2012 model. For more detailed information on the 2008 MHSS design and analysis, see Colpe et al. (2009), Colpe et al. (2010), and Aldworth et al. (2009). The remainder of this section summarizes the models and the methods that were used to compute estimates of mental illness from the main NSDUH sample.

E.6 SMI Prediction Model

Both the 2008 and 2012 models are prediction models for mental illness. Each prediction model is a weighted logistic regression. The response variable Y was defined so that $Y = 1$ when an SMI diagnosis was positive based on the clinical interview; otherwise, $Y = 0$. If \mathbf{x} is a vector of realized explanatory variables, then the response probability $\pi = \Pr(Y = 1 | \mathbf{x})$ can be estimated using a weighted logistic regression model. Details about both the 2008 and 2012 prediction models for SMI are included below. For further technical details on the 2012 prediction models as well as the impact of the revised model on the 2008-2011 estimates, see the 2012 MHSS design and estimation report (CBHSQ, 2014a).

E.6.1 2008 Model

The 2008 model was fit with 761 respondents from the 2008 MHSS, two of whom were subsequently identified as having data errors. The final WHODAS calibration model for the 2008 prediction model for SMI was determined as

$$\text{logit}(\hat{\pi}) = \log\left[\frac{\hat{\pi}}{1 - \hat{\pi}}\right] = -4.74999920 + 0.20977232X_k + 0.38388395X_w,$$

where $\hat{\pi}$ refers to an estimate of the SMI response probability π , X_k represents WSPDSC2, and X_w represents WHODASC3.

[Table E.2](#) displays the WHODAS model specifications for the 2008 SMI prediction model.

Table E.2 Final 2008 WHODAS SMI Prediction Model

Final 2011 Model: WSPDSC2 + WHODASC3						
Term	Beta	Beta SE	T-statistic	P-value	DF	Wald P-value
Intercept	-4.7500	0.3522	-13.4854	0.0000		
WSPDSC2	0.2098	0.0765	2.7439	0.0072	1	0.0072
WHODASC3	0.3839	0.1208	3.1768	0.0020	1	0.0020

DF = degrees of freedom, SE = standard error, SMI = serious mental illness, WHODAS = abbreviated eight-item World Health Organization Disability Assessment Schedule.

The formula for the predicted probability of SMI (SMIPP) using the model parameter estimates in [Table E.2](#) (but expressed with more decimal points) is as follows:

$$\text{SMIPP} = 1/(1 + \exp[-(-4.74999920 + 0.20977232 * \text{WSPDSC2} + 0.38388395 * \text{WHODASC3})]).$$

In the 2008 SMI prediction model, the respondent is classified as having past year SMI if SMIPP is greater than or equal to 0.269719459516744 (SMI cutoff point).

E.6.2 2012 Model

The 2012 SMI prediction model was fit with data from 4,912 WHODAS MHSS respondents from 2008 through 2012, excluding the one case from 2008 and the one case from 2009 that were dropped because of data errors. The final WHODAS calibration model for the 2012 prediction model for SMI was determined as

$$\text{logit}(\hat{\pi}) = \log[\hat{\pi} / (1 - \hat{\pi})] = -5.972664 + 0.0873416X_k + 0.3385193X_w + 1.9552664X_s + 1.1267330X_m + 0.1059137X_a$$

In addition to X_k and X_w , this model includes the following from the main NSDUH interview data:

- X_s = Serious Thoughts of Suicide in the Past Year (MHSUTK_U¹³): Coded as 1 if “Yes”; coded as 0 otherwise.
- X_m = Past Year MDE (AMDEY2_U for WHODAS; AJAMDE_U for SDS): Coded as 1 if the criteria for past year MDE (major depressive episode) were met;¹⁴ coded as 0 otherwise.
- X_a = Recoded Age (AGE1830¹⁵): Coded as age minus 18 if aged 18 to 30; coded as 12 otherwise.

[Table E.3](#) displays the WHODAS model specifications for the 2012 SMI prediction model.

Table E.3 Final 2012 WHODAS SMI Prediction Model

Final 2012 Model: WSPDSC2 + WHODASC3 + MHSUTK_U + AMDEY2_U + AGE1830						
Term	Beta	Beta SE	T-statistic	P-value	DF	Wald P-value
Intercept	-5.9727	0.3201	-18.6586	0.0000		
WSPDSC2	0.0873	0.0248	3.5247	0.0009	1	0.0009
WHODASC3	0.3385	0.0349	9.7034	0.0000	1	0.0000
MHSUTK_U	1.9553	0.2164	9.0342	0.0000	1	0.0000
AMDEY2_U	1.1267	0.2196	5.1308	0.0000	1	0.0000
AGE1830	0.1059	0.0244	4.3380	0.0001	1	0.0001

DF = degrees of freedom, SE = standard error, SMI = serious mental illness, WHODAS = abbreviated eight-item World Health Organization Disability Assessment Schedule.

¹³ The 2020 Quarter 4 skip logic change occurred after the serious thoughts of suicide question; therefore, the change does not impact MHSUTK_U. See the recoded mental health section of the codebook for more information.

¹⁴ In this situation, the past year MDE measure is from the main NSDUH interview (i.e., not from the Structured Clinical Interview for DSM-IV). See Section 3.4.8 of Chapter 3 from the 2020 NSDUH methodological summary and definitions (CBHSQ, 2021b).

¹⁵ The age variable (AGE1830) is excluded from the file due to disclosure risk.

The formula for the predicted probability of SMI (SMIPP_U) using the model parameter estimates in [Table E.3](#) (but expressed with more decimal points) is as follows:

$$\text{SMIPP_U} = 1/(1 + \exp[-(-5.972664 + 0.0873416*\text{WSPDSC2} + 0.3385193*\text{WHODASC3} + 1.9552664*\text{MHSUTK_U} + 1.1267330*\text{AMDEY2_U} + 0.1059137*\text{AGE1830})]).$$

In the 2012 SMI WHODAS prediction model, the respondent is classified as having past year SMI if SMIPP_U is greater than or equal to 0.260573529 (SMI cutoff point).

E.6.3 Modified 2012 Model for the 2008 SDS Half Sample

As described in the Development of Mental Illness Indicators section above, the 2008 NSDUH data included a split sample. Similar to the 2008 model, the revised 2012 model also has an alternative model for the SDS data that was fit with data from the *complete* 2008-2012 MHSS clinical sample that contains 5,653 MHSS respondents, excluding four cases from 2008 (one from the WHODAS half sample and three from the SDS half sample) and one case from 2009 that were dropped because of data errors.

The modified 2012 SMI prediction model for the SDS half sample was determined as

$$\text{logit}(\hat{\pi}) = \log[\hat{\pi} / (1 - \hat{\pi})] = -5.7736246 + 0.1772067X_k + 1.8392433X_s + 1.6428623X_m + 0.1231266X_a$$

[Table E.4](#) displays the SDS half sample model specifications for the 2012 SMI prediction model.

Table E.4 Final 2012 SDS Half Sample SMI Prediction Model

Final 2012 Model: WSPDSC2 + MHSUTK_U + AJAMDE_U + AGE1830						
Term	Beta	Beta SE	T-statistic	P-value	DF	Wald P-value
Intercept	-5.7736	0.3479	-16.5960	0.0000		
WSPDSC2	0.1772	0.0190	9.3251	0.0000	1	0.0000
MHSUTK_U	1.8392	0.1941	9.4781	0.0000	1	0.0000
AJAMDE_U	1.6429	0.2119	7.7528	0.0000	1	0.0000
AGE1830	0.1231	0.0259	4.7482	0.0000	1	0.0000

DF = degrees of freedom, SDS = Sheehan Disability Scale, SE = standard error, SMI = serious mental illness.

Although the model was fit across all years and the cutoff points were determined based on all years, these cutoff points were used only for the main survey respondents in the 2008 Sample B to predict SMI, AMI, and SMMI positives. The formula for the predicted probability of SMI (SMIPP_U) using the model parameter estimates in [Table E.4](#) (but expressed with more decimal points) is as follows:

$$\text{SMIPP_U} = 1/(1 + \exp[-(-5.7736246 + 0.1772067*\text{WSPDSC2} + 1.8392433*\text{MHSUTK_U} + 1.6428623*\text{AJAMDE_U} + 0.1231266*\text{AGE1830})]).$$

In the 2012 SMI SDS half sample prediction model, the respondent is classified as having past year SMI if SMIPP_U is greater than or equal to 0.236434 (SMI cutoff point).

E.6.4 Alternative Model for 2005 to 2007

As described above, estimates of SMI and AMI have been produced each year since 2008 using models developed with 2008-2012 clinical interview data, along with data from the main survey mental health section that has remained in NSDUH. Initially, these models could not be applied to the 2007 and earlier NSDUH data because some of the predictors in the 2008-2012 models were not collected before 2008. However, alternative models were developed from the MHSS data in an attempt to be comparable with the 2008 and later¹⁶ estimates (CBHSQ, 2017a).

Because the aim was to provide alternative measures of SMI and AMI that matched those derived from the 2012 model (SMIYR_U/AMIYR_U), the 2012 model-based past year mental illness (SMIYR_U/AMIYR_U) variable(s) was designated as the *response variable(s)* in the alternative models. Therefore, the entire adult NSDUH data from 2008A¹⁷ to 2012 was available for the development of these models. Candidate *predictor variables* were created from information contained in common in all NSDUHs from 2005 to 2012. A set of suitable predictor variables meeting this requirement was identified, and subsets of these variables were selected to formulate alternative final SMI and AMI prediction models. The final models were selected based on how well the associated cutoff point estimators performed in terms of the total error rate in the receiver operating characteristic analysis and in terms of bias at the overall and domain (i.e., subpopulation) levels.

Unfortunately, even the final selected alternative AMI prediction model exhibited a fairly high total error rate and levels of bias statistically, significantly different from zero at the .05 level for a large number of domains. Therefore, a decision was made not to proceed with creating measures of AMI for 2005 to 2007 based on the final alternative AMI prediction model.

However, the final selected alternative SMI prediction model exhibited a very low level of bias and a low total error rate overall. In addition, very few domains exhibited levels of bias significant at the .05 level. Therefore, a decision was made to proceed with creating measures of SMI for 2005 to 2007 based on the final alternative SMI prediction model.

The following variable SMIPP_A represents the predicted probability that a respondent has SMI based on the final alternative SMI prediction (logistic regression) model for 2005 to 2007:

$$\begin{aligned} \text{SMIPP_A} = & 1 / (1 + \exp [-(-8.481558862 + 0.344567199 * \text{WSPDSC2_A} \\ & + 2.131295774 * \text{AMDEYR_A} + 0.172135081 * \text{AGE1830} \\ & + 0.507779212 * \text{ADSDSSC3_A} + 1.694191582 * \text{ADWRSTHK_A} \\ & + 0.772597986 * \text{DEPRSYR_A})]). \end{aligned}$$

¹⁶ See footnote 4.

¹⁷ The 2008A NSDUH refers to Sample A of the 2008 NSDUH (i.e., the half sample assigned to the WHODAS questions in 2008).

In the 2005-2007 alternative prediction model, the respondent is classified as having past year SMI if SMIPP_A is greater than or equal to 0.372556455 (SMI cutoff point). Users should consider the differences in methodology prior to making any decisions on whether and how to use the 2005-2007 SMI measures.

E.7 Variables Available on the Data File

All of the variables defined above for the K6, SPD, and WHODAS are included on the 2020 data file. For the K6 and SPD, this includes the distress scores (K6SCMON and K6SCYR), both versions of the worst month K6 total score (WSPDSC2 and K6SCMAX), and past month and past year SPD (SPDMON and SPDYR). For the worst month K6 total score, the original version (K6SCMAX) is used in the creation of the SPD variables, and the alternative version (WSPDSC2) is used in the creation of the mental illness variables for both the 2008 and 2012 prediction models.

From the WHODAS, both versions of the WHODAS total score (WHODASC2 and WHODASC3) are included on the 2020 data file. While the original WHODAS total score (WHODASC2) was not used in either the 2008 or 2012 prediction model for the final creation of the mental illness variables, it is included in the dataset.

None of the predictor variables used in the 2005-2007 alternative model are included on the data file. Though some are similar in topic, these predictor variables are defined differently than predictor variables used in the 2008 or 2012 models. The alternative model variables end with “_A” to indicate these variables were generated using the 2005-2007 alternative model rather than the 2012 model. The variables SMIPP_A and SMIYR_A are considered comparable with the variables SMIPP_U and SMIYR_U, respectively, for 2008 and later¹⁸ NSDUHs. However, users should consider the differences in methodology before making any decisions on whether and how to use the 2005-2007 SMI variables.

Measures of mental illness were renamed due to the use of the 2012 model to define SMI. Measures of mental illness based on the 2012 prediction model are included on the 2020 data file.¹⁹ The variable names for these measures based on the 2012 model end with “_U” to indicate these variables are not comparable with similarly named variables (based on the “2008 model”) in previous years. [Table E.5](#) displays a crosswalk between the 2008 model and revised 2012 model mental illness variable names.²⁰ In addition to measures of mental illness, [Table E.5](#) also displays mental illness combination variables with substance use disorder (SUD). Due to the questionnaire redesign for the 2015 NSDUH, SUD was no longer comparable. Starting with the 2015 NSDUH, the co-occurring mental illness and SUD variables were renamed to reflect the break in comparability and no longer end with “_U.” Then in the 2020 NSDUH, additional versions of the SUD variables were added to the data file based on the criteria in the *Diagnostic and Statistical Manual of Mental Disorders*, 5th edition (DSM-5; American Psychiatric Association, 2013). Therefore, the co-occurring mental illness and SUD variables were again renamed to reflect the

¹⁸ See footnote 4.

¹⁹ These variables are included on the 2012 data file, and data files from 2008 to 2011 were updated with the 2012 model-based mental illness variables.

²⁰ A variable defined as low or moderate mental illness (LMMIYRU) based on the 2012 model was added during the 2014 NSDUH. LMMI was not added to this table because there is not a 2008 model equivalent variable.

2020 break in comparability with previous years as signified by the “SUD5” naming convention. For more information on the *Diagnostic and Statistical Manual of Mental Disorders*, 4th edition (DSM-IV; American Psychiatric Association, 1994), and DSM-5 SUD variables, see the 2020 Nicotine Dependence and Substance Use Disorder codebook appendix.

The mental illness variables based on the 2008 prediction model are no longer available on the data files for any of the survey years. While the specific mental illness measures based on the 2008 model are no longer available, the predicted probability of the SMI variable, SMIPP, remains available on the 2008-2011 files.²¹ For more information on how to use SMIPP from the 2008 model to create the mental illness measures and additional information on how to use the 2008 model measures, see Appendix B, Section B.4.3, in the 2009 mental health findings report (CBHSQ, 2010b). However, mental illness variables based on the 2008 model are no longer recommended for use in analysis.

Table E.5 Mental Illness Variable Names, 2008 Model and Revised 2012 Model

Mental Illness Variable Name: 2008 Model	Mental Illness Variable Name: Revised 2012 Model	Variable Label
SMIYR	SMIYR_U	RC-SMI IND (1/0) BASED ON REVISED PREDICTED SMI PROB
SMIPP	SMIPP_U	RC-PREDICTED SERIOUS MENTAL ILLNESS PROB REVISED
SMMIYR	SMMIYR_U	RC-SMMI IND (1/0) BASED ON REVISED PREDICTED SMI PROB
AMIYR	AMIYR_U	RC-AMI IND (1/0) BASED ON REVISED PREDICTED SMI PROB
MMIYR	MMIYR_U	RC-MODERATE MI IND (1/0) BASED ON REVISED PRED SMI PROB
LMIYR	LMIYR_U	RC-MILD MI IND (1/0) BASED ON REVISED PREDICTED SMI PROB
MI_CAT	MI_CAT_U	RC-CATEGORICAL MI INDICATOR REVISED
AMIADPA2	AMISUDPY ¹	RC-AMI AND DRUG/ALCOHOL DEP OR ABUSE-PAST YEAR-DSM-IV
--	AMISUD5YR ²	RC-AMI AND SUBSTANCE USE DISORDER-PAST YEAR-DSM-5
SMIADPA2	SMISUDPY ¹	RC-SMI AND DRUG/ALCOHOL DEP OR ABUSE-PAST YEAR-DSM-IV
--	SMISUD5YR ²	RC-SMI AND SUBSTANCE USE DISORDER-PAST YEAR-DSM-5

NOTE: Mental illness aligns with criteria from the *Diagnostic and Statistical Manual of Mental Disorders*, 4th edition (DSM-IV; American Psychiatric Association, 1994), and is defined as having a diagnosable mental, behavioral, or emotional disorder, other than a developmental or substance use disorder. Serious mental illness (SMI) is a subset of any mental illness (AMI) because SMI is limited to people with AMI that resulted in serious functional impairment. These mental illness variables are based on a predictive model and are not direct measures of diagnostic status.

NOTE: For 2020, the mental illness variable names based on DSM-IV have remained unchanged because comparability is unknown. Caution is advised about making direct comparisons between estimates in 2020 and those from prior survey years. For information on comparability, see the Key Mental Health Variable codebook appendix.

¹ These variables were renamed starting with the 2015 NSDUH and are not comparable with prior year’s variables due to the questionnaire redesign. From 2009 to 2014, these variables were called AMIDA2_U and SMIDA2_U, respectively.

² Starting with the 2020 NSDUH, co-occurring mental illness variables and the substance use disorder (SUD) variables based on criteria from the *Diagnostic and Statistical Manual of Mental Disorders*, 5th edition (DSM-5; American Psychiatric Association, 2013), were created. The DSM-5 SUD variables are not comparable with similarly named DSM-IV substance dependence or abuse variables from previous survey years. For more information on the DSM-IV and DSM-5 SUD variables, see the 2020 Nicotine Dependence and Substance Use Disorder codebook appendix.

For all the mental illness measures defined below, youths aged 12 to 17 were classified as system missing (.) because the mental health section was not administered to youths. The predicted probability of SMI, SMIPP_U, based on the 2012 prediction model is included on the 2008-2020 data files and ranges in value from 0.0025409721 to 0.9291205406. Cutoff points

²¹ SMI variables for the 2005-2007 NSDUHs based on an alternative model are available and the variables end with an “_A” to indicate the use of an alternative model. See the report describing the alternative model for more details (CBHSQ, 2017a).

along the range of SMIPP_U were used to determine the levels of mental illness for each respondent:

2008 Sample A (WHODAS) and 2009 to 2020

- SMI:²² If SMIPP_U is greater than or equal to 0.260573529, then the respondent is classified as having past year SMI (SMIYR_U=1).
- SMMI: If SMIPP_U is greater than or equal to 0.077686285365, then the respondent is classified as having past year SMMI (SMMIYR_U=1).
- AMI: If SMIPP_U is greater than or equal to 0.0192519810, then the respondent is classified as having past year AMI (AMIYR_U=1).
- No Mental Illness: If SMIPP_U is less than 0.0192519810, then the respondent is classified as not having past year mental illness (AMIYR_U=0).

2008 Sample B (SDS)

- SMI: If SMIPP_U is greater than or equal to 0.236434, then the respondent is classified as having past year SMI (SMIYR_U=1).
- SMMI: If SMIPP_U is greater than or equal to 0.06616398, then the respondent is classified as having past year SMMI (SMMIYR_U=1).
- AMI: If SMIPP_U is greater than or equal to 0.019182625, then the respondent is classified as having past year AMI (AMIYR_U=1).
- No Mental Illness: If SMIPP_U is less than 0.019182625, then the respondent is classified as not having past year mental illness (AMIYR_U=0).

The categories of MMI and LMI were created by subtraction using a combination of the three defined levels of mental illness shown above. Respondents were classified as having past year MMI (MMIYR_U=1) if they were positive for SMMI (SMMIYR_U=1) but negative for SMI (SMIYR_U=0). Respondents were classified as having past year LMI (LMIYR_U=1) if they were positive for AMI (AMIYR_U=1) but negative for SMMI (SMMIYR_U=0). MMI and LMI are no longer shown in the detailed tables starting with the 2016 NSDUH. During the 2014 NSDUH, a new level of mental illness was created called low or moderate mental illness (LMMI). Respondents were classified as having past year LMMI (LMMIYRU=1) if they were positive for LMI (LMIYR_U=1) or MMI (MMIYR_U=1). LMMI was first created for the 2014 NSDUH and is available for all years 2008 through 2020. LMMI was used in the 2020 detailed tables (CBHSQ, 2021a) showing estimates described as AMI excluding SMI. See the 2020 key substance use and mental health indicators in the United States report (SAMHSA, 2021).

The categories of SMI, LMI, and MMI were combined to create an overall mental illness indicator (MI_CAT_U), which is defined so that a respondent with LMI is coded 1, a respondent with MMI is coded 2, and a respondent with SMI is coded 3. Respondents with no past year mental illness are coded 0.

²² SMI variables in 2008 and subsequent years are not comparable with similarly named SMI variables from 2002 to 2003.

See the Key Mental Health Variables codebook appendix for a table listing key 2002-2020 NSDUH mental health measures, variable names, and information concerning comparability across survey years.²³

E.8 Using Mental Illness Variables in Analysis

For the 2008 NSDUH, while SMI data for both half samples (SDS and WHODAS) could be analyzed together when using the 2008 model, the AMI, SMMI, LMI, and MMI data from the two half samples could not be combined for analysis. Under the 2012 model, both the 2008 half samples can be combined for the analysis of SMI as well as the other levels of mental illness because the 2012 models were generated such that the estimates would be comparable.

The predicted mental illness variables (e.g., SMIYR_U, AMIYR_U) that were derived from the 2012 model were examined to determine how they were associated with the mental health predictor variables in the 2012 model. It was found that the 2012 model significantly overestimated the proportion of adults aged 18 or older with SMI (and those with AMI) who had suicidal thoughts in the past year and also the proportion of adults who had MDE in the past year. Therefore, it is recommended that the mental illness variables derived from the 2012 model should not be used when analyzing past year suicidal thoughts, past year MDE, or other associated variables (including past year suicide attempts, suicide plans, medical treatment for suicide attempts, or lifetime MDE). Similarly, it is recommended that model-based mental illness variables should not be used in conjunction with the K6 variables (including SPD) or WHODAS variables in any analyses. This recommendation also applies to the 2005-2007 model-based measures. See the 2012 MHSS design and estimation report for more details (CBHSQ, 2014a).

E.9 Standard Errors for Mental Illness Measures

Standard errors for SMI estimates (and, likewise, estimates for AMI, SMMI, MMI, LMI, and LMMI) were computed using the NSDUH predicted values as if they were actual values. This ignores the added error resulting from fitting the 2012 SMI model, which can be very large (CBHSQ, 2014a). These standard errors, however, are more reasonable to use when making comparisons across years and across subpopulations within years because the errors due to model fitting are roughly the same across the estimates being compared. However, caution is advised when these mental illness measures are used as explanatory variables within a regression analysis because the resulting estimated regression coefficients often will be biased toward zero (Carroll et al., 2006). Stated another way, values of the regression coefficients for these mental illness variables are likely to be attenuated. Consequently, situations in which AMI or specific levels of mental illness (e.g., SMI) are true predictors of a dependent variable of interest in the population may not be significant predictors in regression models that use these variables. If a statistically significant association is identified between these mental illness variables and the dependent variable, however, one can be more confident that this truly is a significant association.

²³ Cautioning against comparisons with the 2020 data does not *necessarily* mean the data are not comparable. For most estimates, comparability is unknown. More information on comparability may be available in the future.

E.10 Analysis Weight and Variance Estimation Variables for the Mental Illness, K6, and SPD Measures

Information on how to weight the mental illness measures for adults across survey years using the file, including 2020, is provided below to explain how the estimates were created as seen in the multiyear trend analyses published in the 2020 detailed tables (CBHSQ, 2021a). As previously described, the 2020 NSDUH underwent methodological changes because of COVID-19. Given the differences in data collection periods and other methodological changes to procedures between 2020 and prior NSDUH years, SAMHSA decided not to make statistical comparisons between 2020 estimates and those from applicable prior years in the 2020 detailed tables. Comparisons of 2020 data with prior years of NSDUH data should be done taking these changes into consideration.

Because variables for past year mental illness measures among adults in 2020 were not imputed, the break-off analysis weight, described in the Analysis Weight and Variance Estimation Variables for Suicidal Thoughts and Behavior Measures section, was used to produce the 2020 estimates in the detailed tables. As noted above, the break-off analysis weight is excluded from the file for potential disclosure risk. Caution should be used for analyzing the outcomes in the mental health and subsequent sections of the codebook and for drawing conclusions using the main PUF analysis weights (ANALWTQ1Q4_C).

If combining 2020 with prior years of NSDUH data, the 2020 person-level analysis weight variable names and variance estimation variable names would need to be renamed to be consistent across years before running analyses on the combined dataset using statistical software. See the Use of Special Types of Analyses section of the codebook introduction for more details.

E.10.1 Mental Illness Measures

Mental illness measures (i.e., SMI, AMI, SMMI, MMI, LMI, and LMMI) that are defined based on the 2012 model should be analyzed using the standard analysis weight (ANALWT_C) for all survey years 2008 through 2019 and the standard analysis weight (ANALWTQ1Q4_C) for 2020. With the revised 2012 model, both the WHODAS and SDS 2008 half samples can be combined to form single estimates by creating a new weight variable that takes on the value of ANALWT_C for 2008 to 2019 and the value of ANALWTQ1Q4_C for 2020.

This differs from the initial recommendation for analyzing other measures of mental illness besides SMI based on the 2008 model. Due to the 2008 split sample, an adjusted mental health sample weight, MHSAWT_C, was created so that the WHODAS and SDS half samples were separately representative of the civilian, noninstitutionalized population aged 18 or older. However, this weight should not be used to analyze 2008 mental illness data based on the 2012 model.

Analyses using SMI across all years 2005 and later would also be analyzed using the standard analysis weight (ANALWT_C) for 2005 to 2019 and the standard analysis weight (ANALWTQ1Q4_C) for 2020. Users should consider the differences in methodology prior to making any decisions on whether or how to use this data across all years.

E.10.2 2005-2020: K6 and SPD Measures

Analyses of past year K6 and SPD can be measured with the adjusted past year K6 and SPD variables from 2005 through 2007 and the past year SPD variables from 2008 through 2020. Users should create a new weight variable that takes on the value of ANALWT_C for 2005 to 2019 and the value of ANALWTQ1Q4_C for 2020.

E.10.3 Variance Estimation

For analyses of mental illness, K6, and SPD measures, users should create a new variance estimation stratum variable that takes on the value of VESTR for 2002-2019 respondents and the value of VESTRQ1Q4_C for 2020 respondents. The variance estimation primary sampling unit within stratum variable VEREP is named the same for all years 2002 to 2020.

References

- Aldworth, J., Barnett-Walker, K., Chromy, J., Karg, R., Morton, K., Novak, S., & Spagnola, K. (2009). Measuring serious mental illness with the NSDUH: Results of 2008 12-month analysis. In *2008 National Survey on Drug Use and Health: Methodological resource book* (Section 16, prepared for the Substance Abuse and Mental Health Services Administration, Contract No. 283-2004-00022, Mental Health Surveillance Study Deliverable 5, RTI/0209009.423.006.008). Retrieved from <https://www.samhsa.gov/data/>
- Aldworth, J., Kott, P., Yu, F., Mosquin, P., & Barnett-Walker, K. (2012). Analysis of effects of 2008 NSDUH questionnaire changes: Methods to adjust adult MDE and SPD estimates and to estimate SMI in the 2005-2009 surveys. In *2010 National Survey on Drug Use and Health: Methodological resource book* (Section 16b, prepared for the Substance Abuse and Mental Health Services Administration, Contract No. HHSS283200800004C, RTI/0211838.108.006.024). Retrieved from <https://www.samhsa.gov/data/>
- American Psychiatric Association. (1994). *Diagnostic and statistical manual of mental disorders* (DSM-IV) (4th ed.). Washington, DC: Author.
- American Psychiatric Association. (2013). *Diagnostic and statistical manual of mental disorders* (DSM-5) (5th ed.). Alexandria, VA: Author.
- Carroll, R. J., Ruppert, D., Stefanski, L. A., & Crainiceanu, C. M. (2006). *Measurement error in nonlinear models: A modern perspective, 2nd ed.* Chaoman & Hall/CRC: Boca Raton, FL.
- Center for Behavioral Health Statistics and Quality. (2010a). *Results from the 2009 National Survey on Drug Use and Health: Mental health detailed tables*. Retrieved from <https://www.samhsa.gov/data/>
- Center for Behavioral Health Statistics and Quality. (2010b). *Results from the 2009 National Survey on Drug Use and Health: Mental health findings* (HHS Publication No. SMA 10-4609, NSDUH Series H-39). Rockville, MD: Substance Abuse and Mental Health Services Administration. Retrieved from <https://www.samhsa.gov/data/>
- Center for Behavioral Health Statistics and Quality. (2012a). *Results from the 2010 National Survey on Drug Use and Health: Mental health detailed tables*. Retrieved from <https://www.samhsa.gov/data/>
- Center for Behavioral Health Statistics and Quality. (2012b). *Results from the 2011 National Survey on Drug Use and Health: Mental health detailed tables*. Retrieved from <https://www.samhsa.gov/data/>
- Center for Behavioral Health Statistics and Quality. (2013). *Results from the 2012 National Survey on Drug Use and Health: Mental health detailed tables*. Retrieved from <https://www.samhsa.gov/data/>

- Center for Behavioral Health Statistics and Quality. (2014a). *2012 National Survey on Drug Use and Health: Methodological resource book (Section 16a, 2012 Mental Health Surveillance Study: Design and estimation report)*. Retrieved from <https://www.samhsa.gov/data/>
- Center for Behavioral Health Statistics and Quality. (2014b). *2012 National Survey on Drug Use and Health: Methodological resource book (Section 16a, Mental Health Surveillance Study operations report [2008-2012])*. Retrieved from <https://www.samhsa.gov/data/>
- Center for Behavioral Health Statistics and Quality. (2014c). *Results from the 2013 National Survey on Drug Use and Health: Mental health detailed tables*. Retrieved from <https://www.samhsa.gov/data/>
- Center for Behavioral Health Statistics and Quality. (2015). *Results from the 2014 National Survey on Drug Use and Health: Mental health detailed tables*. Retrieved from <https://www.samhsa.gov/data/>
- Center for Behavioral Health Statistics and Quality. (2016). *Results from the 2015 National Survey on Drug Use and Health: Detailed tables*. Retrieved from <https://www.samhsa.gov/data/>
- Center for Behavioral Health Statistics and Quality. (2017a). *National Survey on Drug Use and Health: Statistical Models to Predict Mental Illness from 2005 to 2007*. Retrieved from <https://www.samhsa.gov/data/>
- Center for Behavioral Health Statistics and Quality. (2017b). *Results from the 2016 National Survey on Drug Use and Health: Detailed tables*. Retrieved from <https://www.samhsa.gov/data/>
- Center for Behavioral Health Statistics and Quality. (2018). *Results from the 2017 National Survey on Drug Use and Health: Detailed tables*. Retrieved from <https://www.samhsa.gov/data/>
- Center for Behavioral Health Statistics and Quality. (2019). *Results from the 2018 National Survey on Drug Use and Health: Detailed tables*. Retrieved from <https://www.samhsa.gov/data/>
- Center for Behavioral Health Statistics and Quality. (2020). *Results from the 2019 National Survey on Drug Use and Health: Detailed tables*. Retrieved from <https://www.samhsa.gov/data/>
- Center for Behavioral Health Statistics and Quality. (2021a). *2020 National Survey on Drug Use and Health: Detailed tables*. Retrieved from <https://www.samhsa.gov/data/>
- Center for Behavioral Health Statistics and Quality. (2021b). *2020 National Survey on Drug Use and Health (NSDUH): Methodological summary and definitions*. Retrieved from <https://www.samhsa.gov/data/>

- Colpe, L. J., Barker, P. R., Karg, R. S., Batts, K. R., Morton, K. B., Gfroerer, J. C., Stolzenberg, S. J., Cunningham, D. B., First, M. B., & Aldworth, J. (2010). The National Survey on Drug Use and Health Mental Health Surveillance Study: Calibration study design and field procedures. *International Journal of Methods in Psychiatric Research*, 19 (Suppl. 1), 36-48.
- Colpe, L. J., Epstein, J. F., Barker, P. R., & Gfroerer, J. C. (2009). Screening for serious mental illness in the National Survey on Drug Use and Health (NSDUH). *Annals of Epidemiology*, 19(3), 210-211.
- First, M. B., Spitzer, R. L., Gibbon, M., & Williams, J. B. W. (2002). *Structured Clinical Interview for DSM-IV-TR Axis I Disorders, Research Version, Non-patient Edition (SCID-I/NP)*. New York, NY: New York State Psychiatric Institute, Biometrics Research.
- Furukawa, T. A., Kessler, R. C., Slade, T., & Andrews, G. (2003). The performance of the K6 and K10 screening scales for psychological distress in the Australian National Survey of Mental Health and Well-Being. *Psychological Medicine*, 33(2), 357-362.
- Kessler, R. C., Barker, P. R., Colpe, L. J., Epstein, J. F., Gfroerer, J. C., Hiripi, E., Howes, M. J., Normand, S. L., Manderscheid, R. W., Walters, E. E., & Zaslavsky, A. M. (2003). Screening for serious mental illness in the general population. *Archives of General Psychiatry*, 60(2), 184-189.
- Novak, S. P., Colpe, L. J., Barker, P. R., & Gfroerer, J. C. (2010). Development of a brief mental health impairment scale using a nationally representative sample in the USA. *International Journal of Methods in Psychiatric Research*, 19(Suppl. 1), 49-60.
- Office of Applied Studies. (2009). *Results from the 2008 National Survey on Drug Use and Health: Detailed tables*. Retrieved from <https://www.samhsa.gov/data/>
- Rehm, J., Üstün, T. B., Saxena, S., Nelson, C. B., Chatterji, S., Ivis, F., & Adlaf, E. (1999). On the development and psychometric testing of the WHO screening instrument to assess disablement in the general population. *International Journal of Methods in Psychiatric Research*, 8(2), 110-123.
- Substance Abuse and Mental Health Services Administration. (2021). *Key substance use and mental health indicators in the United States: Results from the 2020 National Survey on Drug Use and Health* (HHS Publication No. PEP21-07-01-003, NSDUH Series H-56). Rockville, MD: Center for Behavioral Health Statistics and Quality, Substance Abuse and Mental Health Services Administration. Retrieved from <https://www.samhsa.gov/data/>

Appendix F

Recoded Depression Variable Documentation

F.1 Introduction

The 2020 National Survey on Drug Use and Health (NSDUH) computer-assisted interviewing (CAI) instrumentation included two modules, the adult depression module and the youth depression module, which were designed to measure whether or not respondents had experienced a major depressive episode (MDE) in their lifetime and past year. Additional questions to assess impairment levels caused by MDE and treatment received for depression were included at the end of each MDE module.

This appendix provides details about the questions designed to assess MDE, comparability issues across survey years, development of adjusted lifetime and past year MDE variables, variable naming conventions, and analysis and weighting information. Variable specifications for lifetime and past year MDE as well as MDE with severe impairment are also provided. A flowchart (see [Figure F.1](#)) is included to provide details regarding the routing logic leading up to the MDE questions specifying which respondents were asked the MDE questions and were classified as having MDE. The Key Mental Health Variables codebook appendix provides a table with the variable names for the most commonly used NSDUH mental health measures (including MDE) as well as information regarding comparability across survey years 2002 through 2020.

The NSDUH CAI questions designed to assess MDE symptoms were based on the criteria in the *Diagnostic and Statistical Manual of Mental Disorders (DSM-5)*, 5th edition (American Psychiatric Association, 2013). More specifically, MDE questions for adults were adapted from the depression section of the National Comorbidity Survey-Replication (NCS-R; Harvard School of Medicine, 2005), and those for youths were adapted from the depression section of the National Comorbidity Survey-Adolescent (NCS-A; Harvard School of Medicine, 2005). To make the modules developmentally appropriate for youths, there are minor wording differences in a few questions between the adult and youth modules. People were classified as having had a lifetime MDE if they had five or more of nine symptoms for MDE in the same 2-week period in their lifetime, in which at least one of the symptoms was a depressed mood or loss of interest or pleasure in daily activities. People were classified as having MDE in the past year if they had a lifetime MDE and a period of time in the past 12 months when they felt depressed or lost interest or pleasure in daily activities for 2 weeks or longer, while also having some of the other symptoms for lifetime MDE.

The coronavirus disease 2019 (COVID-19) pandemic made 2020 a unique year within the history of NSDUH. Estimates for adult and youth depression in the 2020 detailed tables (Center for Behavioral Health Statistics and Quality [CBHSQ], 2021b) have been calculated using data from combined Quarters 1 and 4 of 2020. Quarter 1 (January to March 2020) was completed using standard NSDUH protocols with in-person data collection. However, Quarter 1 data collection ended 15 days early when work was suspended on March 16, 2020. Except for a very brief data collection effort that tested increased safety measures in July, no data were collected in Quarters 2 and 3 (i.e., April to September). For weighting, imputation, and estimation, the small number of Quarter 3 (i.e., July data) interviews were grouped with the Quarter 4 data. Data collection resumed in Quarter 4 but used in-person and web-based procedures. For simplicity, references of Quarter 4 in the 2020 detailed tables refer to the combined Quarters 3 and 4 data. The Substance Abuse and Mental Health Services

Administration (SAMHSA) decided to produce estimates for 2020 using the combined data to increase the sample sizes and resulting precision of the estimates. The content of the adult depression and youth depression questions did not change between Quarters 1 and 4.¹ Thus, no changes were needed for the depression variable specifications because the questions in 2020 were equivalent to those in 2019. To protect respondents' confidentiality, the variable QUARTER was removed from the file so that no quarterly analyses can be generated. Given the differences in data collection periods and other methodological procedures between 2020 and prior NSDUH years, SAMHSA decided not to make statistical comparisons between 2020 estimates and those from prior years in the 2020 detailed tables and first findings report (SAMHSA, 2021). Due to methodological changes for 2020, caution is advised when comparing 2020 and prior years. Caution should also be used when attempting to distinguish the effects on estimates due to true changes in the population² (e.g., COVID-19, other events) from the effects due to methodological changes. Regardless, general information on how to compare, combine, and weight the adult and youth depression data across survey years, including 2020, is provided in this appendix. Caveats regarding the 2020 data are also provided where applicable. See Chapters 2, 3, and 6 of the 2020 methodological summary and definitions for details (CBHSQ, 2021a).

When the depression modules were first introduced in 2004, all youth respondents, but only half of adult respondents, received the questions because of a split-sample design. Further details on the 2004 split sample are provided in Appendix A of the 2004 national findings report (Office of Applied Studies [OAS], 2005b). Starting with the 2005 NSDUH, all youth and adult respondents received the questions in their respective depression modules. In the 2008 NSDUH, the adult mental health module was updated. This module precedes the adult depression module in the questionnaire which remained unchanged. In this revised 2008 mental health module, the K6 questions on nonspecific psychological distress were asked about two reference periods, the past 30 days and the month in the past 12 months when the distress was the worst. In addition, adult respondents were administered the mental health module through a split-sample design consisting of one of two impairment scales, an abbreviated World Health Organization Disability Assessment Schedule (WHODAS) or the Sheehan Disability Scale (SDS), to measure impairment due to emotions, nerves, or mental health. See the 2008 Recoded Mental Health codebook appendix for further details. Starting in 2009, the split sample was removed, and the CAI instrument included only the WHODAS questions.

These changes and the fact that this revised mental health module precedes the adult depression module within the questionnaire could have influenced the adult respondent's answers to subsequent depression-related items. This type of influence is referred to as a context effect. A detailed analysis was conducted to examine potential context effects on MDE variables based on the changes in the mental health module. It was determined that MDE estimates for adults aged 18 or older from 2008 could not be compared with the 2007 and prior year estimates. Two subsamples (i.e., WHODAS and SDS) also were examined to determine whether the MDE

¹ Interviewer-administered questions from in-person data collection needed to be modified for web-based data collection, but the basic content of the questions did not change. See Section 2.2.2.4 of the *2020 National Survey on Drug Use and Health (NSDUH): Methodological Summary and Definitions* (Center for Behavioral Health Statistics and Quality [CBHSQ], 2021a).

² A true change in a population survey estimate across years is a change that is not plausibly explained by changes in survey data collection methods between those years.

data from the two 2008 subsamples were comparable. Because of differences in MDE estimates between the two samples, combining the SDS and WHODAS half-samples to produce an overall 2008 adult MDE estimate is not recommended. This applies to all adult MDE-related estimates (treatment/counseling for MDE, MDE-related impairment, etc.). Therefore, given the potential for comparability issues and to facilitate future trend analysis, only the WHODAS half-sample (MHSAMP08=1) is used for 2008 adult MDE estimation in the 2008 detailed tables (OAS, 2009a). See Appendix B, Section B.4.7, in the 2008 national findings report (OAS, 2009b) for further details on the decisions on the 2008 analyses.

Starting with the 2009 NSDUH, the mental health module included only the WHODAS questions; therefore, the estimates for adult MDE from 2009 onward³ can be compared with the WHODAS half-sample from 2008. See Appendix B, Section B.4.2, in the 2009 mental health findings report (CBHSQ, 2010b) for details on the 2009 analyses.

In order to be able to use the full sample of 2008 data and also to make adult MDE comparisons across survey years starting with 2005 and continuing through 2008 and later years,⁴ adjusted versions of only adult past year MDE (AJAMDEYR) and adult lifetime MDE (AJAMDELT) variables were created retroactively for the years 2005 through 2008. These variables were adjusted to make MDE estimates from the SDS half-sample in 2008 and all adult respondents for 2005 through 2007 comparable with the MDE estimates based on the WHODAS half-sample in 2008 and all adult respondents in later years.⁵ More information about how the statistically adjusted adult MDE analysis variables were created can be found in the 2005-2008 codebooks and in the report describing these adjustments (Aldworth et al., 2012).

In 2009, changes were made to the youth mental health service utilization questions that preceded the questions about youth depression. These changes included the replacement of five questions that asked about receipt of special education services and school counseling and time spent in jail or foster care with questions that asked about receipt of mental health services in the education and justice system sectors. The presence of new items could have influenced how youths responded to the youth depression questions and therefore the estimates of youth MDE. An analysis was performed that showed these questionnaire changes in 2009 did not appear to affect the estimates of youth MDE. Therefore, it is possible to assess trends for past year MDE from 2004 and later years⁶ for youths aged 12 to 17 without the need for adjusted variables. For more information on the 2009 youth analyses results, see Appendix B, Section B.4.2, in the 2009 mental health findings report (CBHSQ, 2010b).

F.2 Naming Conventions

In the 2004-2007 NSDUHs, MDE data from both the adult and youth modules were used to create single, combined recoded lifetime (MDELT) and past year MDE (MDEYR) variables, even though adult and youth data were not comparable because of wording differences between the modules. In the 2004-2007 detailed tables, analyses using combined variables were subset to

³ Caution is advised when comparing 2020 to prior years due to methodological changes for 2020. See Chapter 6 of the 2020 methodological summary and definitions for details.

⁴ See footnote 2.

⁵ See footnote 2.

⁶ See footnote 2.

the age group of interest to present estimates separately for adults and youths (OAS, 2005a; 2006; 2007; 2008). Note that in the 2004 detailed tables only, estimates were also presented for adults and youths combined, but producing combined estimates is no longer recommended.

Starting with the 2008 NSDUH, the MDE variables were renamed, and a separate set of variables was created each for adults and for youths. The new variable names have continued to be used in the 2020 NSDUH. Under the new naming convention, adult MDE variables begin with “A” and youth MDE variables begin with “Y” (e.g., AMDEYR, YMDEYR). The youth MDE with impairment variable (MDEIMPY) does not follow this naming convention. Variables where youth and adult data were not combined into a single variable prior to 2008 were not renamed for youths (i.e., YSDSHOME, YSDSWRK, YSDSREL, YSDSSOC, YSDSOVRL, and MDEIMPY), since there was no change in variable construction or comparability. In addition, prior to 2008, the combined set of MDE variables was located in the Recoded Adult and Adolescent Depression section of the codebook. Currently, all adult and youth MDE variables are now located in either the Recoded Adult Depression or Recoded Adolescent Depression sections, respectively.

For adults, the new variable names denoted a break in the trend for the estimates due to the context effects noted earlier. To address the break in the trend, an adjustment was applied to the 2005-2008 adult MDE data, and the resulting new variables were retroactively added to the respective data files. These adjusted adult MDE variables begin with the abbreviation “AJ” for “adjusted” (i.e., AJAMDEYR, AJAMDELT). With the addition of the adjusted adult MDE variables, the documentation for the existing adult MDE variables was retroactively revised to refer to the existing variables as unadjusted adult MDE variables. In summary, for adults, the new variable names indicated that the MDE data from 2008 or later should not be compared or combined with unadjusted variables from 2004 to 2007. However, adjusted variables were later added for 2005 through 2008 to allow comparisons across years from 2005 onward.⁷ Adjusted adult MDE variables are not available for 2004. The adjusted variables for 2005 through 2008 can be renamed to match the adult past year MDE (AMDEYR) and adult lifetime MDE (AMDELT) variables for 2009 and subsequent years to produce comparable estimates across years,⁸ as seen in the 2020 detailed tables (CBHSQ, 2021b).⁹

F.3 Comparability between Years

New variable names typically indicate changes that may or may not impact comparability with prior years.¹⁰ As described above, the 2008 adult MDE estimates are not considered comparable with 2007 and prior years. For youths, despite the new variable names, the MDE data from 2008 or later¹¹ can be compared or combined with MDE data from 2004 to 2007 since there was no change to the youth modules. But in order to do so, either the original or new set of youth MDE variables should be renamed to match the other so that the data can be combined.

⁷ See footnote 2.

⁸ See footnote 2.

⁹ Statistical testing was not conducted for the 2020 detailed tables due to methodological changes.

¹⁰ For 2020, the variable names are the same, but caution is advised about making direct comparisons between estimates in 2020 and those from prior survey years due to comparability of the data being unknown.

¹¹ See footnote 2.

See the 2008 Recoded Depression Variable Documentation codebook appendix for sample code on how to rename the 2008 or later survey year variables back to prior year names.

Due to differences in the data collection periods and other methodological procedures between 2020 and prior NSDUH years, the effects of methodological changes versus real behavioral changes in the population cannot fully be separated. Cautioning against comparisons does not *necessarily* mean the data are not comparable. For most estimates, comparability is unknown. More information on comparability may be available in the future. In the meantime, because the adult and depression questions as well as the coding specifications remained unchanged from 2019, the 2020 variables names were also unchanged.

A summary of variable names and comparability across years is presented in [Table F.1](#) for both adult and youth lifetime and past year MDE. For 2004 through 2019, all variables in a column are comparable for the survey years specified despite nonidentical variable names. For 2020, the variable names were unchanged. However, the 2020 variable names are italicized to indicate that comparability is unknown and caution is advised about making direct comparisons between estimates in 2020 and those from prior survey years. Italics are similarly used for the 2020 estimates when they are presented beside estimates from prior survey years in the 2020 detailed tables (CBHSQ, 2021b) and first findings report (SAMHSA, 2021).

Table F.1 Lifetime and Past Year Major Depressive Episode (MDE) Variable Comparability: 2004 NSDUH and Later Survey Years

NSDUH Survey Year	Adult MDE			Youth MDE
	Comparable Variables 2004-2007	Comparable Variables 2008 and Later Years ¹ Unadjusted Data	Comparable Variables 2005 and Later Years ¹ Adjusted Data	Comparable Variables 2004 and Later Years ¹
2004	MDEL _T , MDEYR ²			MDEL _T , MDEYR ²
2005-2007	MDEL _T , MDEYR ²		AJAMDEL _T , AJAMDEYR	MDEL _T , MDEYR ²
2008		AMDEL _T , AMDEYR ³	AJAMDEL _T , AJAMDEYR	YMDEL _T , YMDEYR
2009-2019		AMDEL _T , AMDEYR	AMDEL _T , AMDEYR	YMDEL _T , YMDEYR
2020 ¹		<i>AMDEL_T, AMDEYR</i>	<i>AMDEL_T, AMDEYR</i>	<i>YMDEL_T, YMDEYR</i>

NOTE: For 2004 through 2019, all the variables within the same column are comparable across years once the variables have been renamed to match. For 2020, the variable names are the same, but caution is advised about making direct comparisons between estimates in 2020 and those from prior survey years due to comparability of the data being unknown.

¹ Estimates in the 2020 row are italicized to indicate caution should be used when comparing 2020 to prior years due to methodological changes for 2020. See Chapter 6 of the 2020 *National Survey on Drug Use and Health (NSDUH): Methodological Summary and Definitions* for details.

² To use these lifetime and past year MDE variables in comparisons, the data must be subset to adults or youths depending on the analysis of interest. Presenting estimates using combined adult and youth data is not recommended due to wording differences between the adult and youth modules.

³ To use these lifetime and past year MDE variables in comparisons, the data must be subset to the WHODAS subsample (MHSAMP08=1).

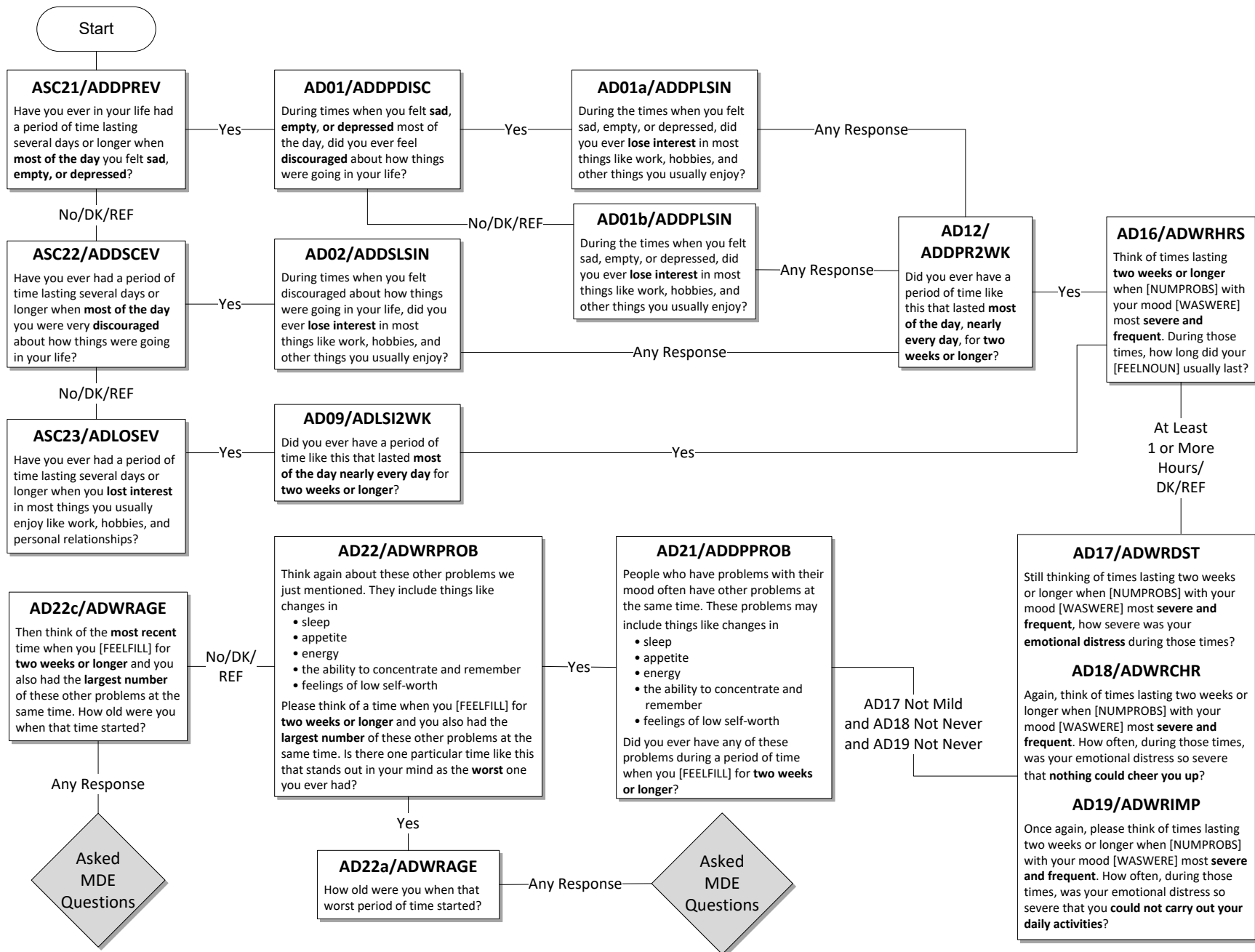
Source: SAMHSA, Center for Behavioral Health Statistics and Quality (formerly Office of Applied Studies), National Survey on Drug Use and Health, 2004 and later years.

F.4 MDE Variable Specifications

In the adult and youth depression modules of the NSDUH, respondents were asked a series of introductory questions to determine whether they had a worst period of time where they experienced feeling sad, empty, depressed, discouraged, or a loss of interest. If a respondent fit certain criteria based on the routing logic found in these introductory questions, then they were asked the questions related to the nine attributes (symptoms) of MDE. To demonstrate which respondents were actually asked the MDE attributes questions based on these introductory questions, a flowchart using the adult questions is included as [Figure F.1](#). These introductory questions in addition to the questions related to the nine attributes associated with MDE (see below) were used to score MDE.

This appendix includes information used for adults to classify the lifetime adult MDE variable (AMDELT), the adult past year MDE variable (AMDEYR), and the adult impairment recodes, all of which are found in the Recoded Adult Depression section of the codebook. Similar questions were asked of youth respondents and used to define similar youth MDE variables found in the Recoded Adolescent Depression section but are not specifically defined in this appendix. The questions shown in the flowchart and the documentation below refer to the adult depression-associated question indicator from the CAI instrument specifications followed by the corresponding edited variable name to assist users in mapping the information back to the CAI.

Figure F.1 Routing Logic Prior to Adult Major Depressive Episode (MDE) Attribute Questions



F-7

The questions below showing the nine attributes of MDE refer to the worst period of time the respondent has had that stood out in the respondent's mind; or, if the respondent did not recall a worst period of time, the questions refer to the most recent period of time when the respondent experienced any or all of the following: sadness, discouragement, or lack of interest in most things. These questions were asked once an adult respondent was routed through the CAI as indicated in the flowchart above. **It should be noted that no exclusions were made for MDE caused by medical illness, bereavement, or substance use disorders.**

During that [worst/most recent] period of time...

1. Depressed mood most of the day

- a. ... did you feel sad, empty, or depressed **most of the day nearly every day**? (AD24A/ADWRDEPR)
- b. ... did you feel discouraged about how things were going in your life **most of the day nearly every day**? (AD24C/ADWRDISC)

Respondents were assigned a positive response to this symptom (D_MDEA1/AD_MDEA1=1) if they answered yes to either of the above questions.

2. Markedly diminished interest or pleasure in all or almost all activities most of the day

- a. ... did you lose interest in almost all things like work and hobbies and things you like to do for fun? (AD24E/ADWRLSIN)
- b. ... did you lose the ability to take pleasure in having good things happen to you, like winning something or being praised or complimented? (AD24F/ADWRPLSR)

Respondents were assigned a positive response to this symptom (D_MDEA2/AD_MDEA2=1) if they answered yes to either of the above questions.

3. Weight

- a. Did you have a much smaller appetite than usual nearly every day during that time? (AD26A/ADWRELES)
- b. Did you have a much **larger** appetite than usual nearly every day? (AD26B/ADWREMOR)
- c. Did you gain weight without trying to during that [worst/most recent] period of time? (AD26C/ADWRGAIN)
 - i. ... because you were growing? (AD26C1/ADWRGROW)
 - ii. ... because you were pregnant? (AD26C2/ADWRPREG)
- d. How many pounds did you gain? (AD26D/ADWRGNL2)
- e. Did you **lose** weight without trying to? (AD26E/ADWRLOSE)
 - i. ... because you were sick or on a diet? (AD26E1/ADWRDIET)
- f. How many pounds did you lose? (AD26F/ADWRSL2)

Respondents were assigned a positive response to this symptom (D_MDEA3/AD_MDEA3=1) if they answered yes to questions 'a' or 'b' above, or the

answer to either question ‘d’ or ‘f’ was greater than or equal to 10. (Note that ‘d’ was only asked if ‘c_i’ and ‘c_{ii}’ were not ‘yes,’ and ‘f’ was only asked if ‘e_i’ was not ‘yes.’)

4. Insomnia or hypersomnia

- a. Did you have a lot more trouble than usual falling asleep, staying asleep, or waking too early nearly every night during that [worst/most recent] period of time?
(AD26G/ADWRSLEP)
- b. During that [worst/most recent] period of time, did you sleep a lot more than usual nearly every night? (AD26H/ADWRSMOR)

Respondents were assigned a positive response to this symptom (D_MDEA4/AD_MDEA4=1) if they answered yes to either of the above questions.

5. Psychomotor agitation or retardation

- a. Did you talk or move more slowly than is normal for you nearly every day?
(AD26L/ADWRSLOW)
 - i. (if AD26L=1) Did anyone else notice that you were talking or moving slowly?
(AD26M/ADWRSLNO)
- b. Were you so restless or jittery nearly every day that you paced up and down or couldn’t sit still? (AD26N/ADWRJITT)
 - i. (if AD26N=1) Did anyone else notice that you were restless?
(AD26O/ADWRJINO)

Respondents were assigned a positive response to this symptom (D_MDEA5/AD_MDEA5=1) if they answered yes to either of the above ‘a_i’ or ‘b_i’ questions. (Note that ‘a_i’ was only asked if ‘a’ was ‘yes’ and ‘b_i’ was only asked if ‘b’ was ‘yes.’)

6. Fatigue or loss of energy

- a. During that [worst/most recent] period of time, did you feel tired or low in energy nearly every day, even when you had not been working very hard? (AD26J/ADWRENRG)

Respondents were assigned a positive response to this symptom (D_MDEA6/AD_MDEA6=1) if they answered yes to the above question.

7. Feelings of worthlessness

- a. Did you feel that you were not as good as other people nearly every day?
(AD26U/ADWRNOGD)
 - i. (if AD26U=1) Did you feel totally worthless nearly every day?
(AD26V/ADWRWRTH)

Respondents were assigned a positive response to this symptom (D_MDEA7/AD_MDEA7=1) if they answered yes to question ‘a_i.’ (Note that ‘a_i’ was only asked if ‘a’ was ‘yes.’)

8. Diminished ability to think or concentrate or indecisiveness

- a. During that [worst/most recent] period of time, did your thoughts come much more slowly than usual or seem confused nearly every day? (AD26P/ADWRTHOT)
- b. Did you have a lot more trouble concentrating than usual nearly every day? (AD26R/ADWRCONC)
- c. Were you unable to make decisions about things you ordinarily have no trouble deciding about? (AD26S/ADWRDCSN)

Respondents were assigned a positive response to this symptom (D_MDEA8/AD_MDEA8=1) if they answered yes to any of the above questions.

9. Recurrent thoughts of death or recurrent suicide ideation

- a. Did you often think about death, either your own, someone else's, or death in general? (AD26AA/ADWRDLOT)
- b. During that period, did you ever think it would be better if you were dead? (AD26BB/ADWRDBTR)
- c. Did you think about committing suicide? (AD26CC/ADWRSTHK)
 - i. (if AD26CC=1) Did you make a suicide plan? (AD26DD/ADWRSPLN)
 - ii. (if AD16CC=1) Did you make a suicide attempt? (AD26EE/ADWRSATP)

Respondents were assigned a positive response to this symptom (D_MDEA9/AD_MDEA9=1) if they answered yes to any of the above questions.

Respondents were classified with lifetime MDE (AMDELT=1 for adults) if they had at least five of the nine above attributes (DSMMDEA2/ADSMMDEA=1 for adults). Respondents were classified with not having lifetime MDE (AMDELT=2 for adults) if they met either of these conditions:

1. Reported experiencing fewer than five out of the nine criteria used to classify an adult as having had MDE in their lifetime (DSMMDEA2/ADSMMDEA=2).
2. If the number of criteria is unknown (DSMMDEA2/ADSMMDEA=98) and the respondent reported at least one of the following:
 - I. Never having had a period of time lasting several days or longer when felt sad, empty, or depressed (ASC21/ADDPREV=2), discouraged about how things were going in life (ASC22/ADDSCEV=2), and lost interest in most things usually enjoyable (ASC23/ADLOSEV=2).
 - II. Experienced the feelings in (I), but they did not last most of the day, nearly every day for two weeks or longer (AD09/ADLSI2WK=2) or (AD12/ADDP2WK=2).
 - III. Experienced the feelings in (I) most of the day, nearly every day for two weeks or longer, but the feelings lasted less than an hour when mood was most severe and frequent (AD16/ADWRHRS=1).
 - IV. Experienced the feelings in (I) most of the day, nearly every day for two weeks or longer for at least an hour during those times when mood was most severe and frequent, but emotional distress was mild (AD17/ADWRDST=1),

there was never a time when emotional distress was so severe that you could not be cheered up (AD18/ADWRCHR=4), and there was never a time when your emotional distress was so severe that you could not carry out your daily activities (AD19/ADWRIMP=4).

- V. Experienced the feelings in (I) most of the day, nearly every day for two weeks or longer for at least an hour and the severe distress were more than mild or at some point could not be cheered up or could not carry out daily activities, but never had any other problems during those weeks, such as changes in sleep, appetite, energy, the ability to concentrate and remember, or feelings of low self-worth (AD21/ADPPROB=2).

Respondents who were classified with lifetime MDE (AMDELT=1 for adults and YMDELT=1 for youths) and who reported that during the past 12 months they had a period of depression lasting 2 weeks or longer, while also having some of the other symptoms mentioned (ADPB2WK=1 for adults and YOPB2WK=1 for youths), were classified as having past year depression (AMDEYR=1 for adults and YMDEYR=1 for youths). Respondents with no lifetime MDE (AMDELT=2 for adults or YMDELT=1 for youths) or respondents with lifetime MDE (AMDELT=1 for adults and YMDELT=1 for youths) but no period of depression lasting 2 weeks or longer while having other symptoms (ADPB2WK=2 for adults or YOPB2WK=2 for youths) were classified as not having past year MDE (AMDEYR=2 for adults or YMDEYR=2 for youths).

Otherwise, respondents were classified as system missing for lifetime or past year MDE if they had unknown depression information and/or they were aged 12 to 17 (for adults) or aged 18 or older (for youth).

Respondents with lifetime MDE and respondents with recurrent thoughts of death or recurrent suicide ideation (D_MDEA9/AD_MDEA9=1 for adults and D_MDEA9Y/YO_MDEA9=1 for youths), regardless of MDE classification, were guided through the remainder of the depression module. Note that because of this second criterion, variables for treatment of depression may have values for respondents who were not classified as having lifetime MDE. If the subpopulation of interest is respondents with lifetime MDE or past year MDE, these restrictions should be implemented in the analysis using the appropriate variables. Users who are interested in the suicide ideation data¹² from the depression modules should also be aware of the routing logic shown in [Figure F.1](#) because only a subset of respondents are asked the suicide-related questions.

F.5 MDE with Severe Impairment Variable Specifications

Respondents classified as having had MDE in the past year were then asked questions from the SDS to measure the level of functional impairment in major life activities reported to be caused by the MDE in the past 12 months (Leon et al., 1997).

The questions pertaining to the four domains are shown below with their associated question indicator from the CAI specifications as well as the edited variable name in parentheses

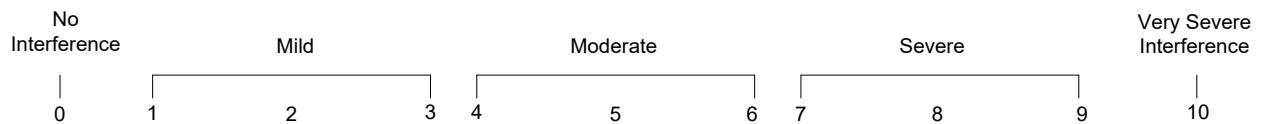
¹² The adult suicide estimates presented in the 2020 detailed tables (CBHSQ, 2021b) are from the mental health module data, not the depression suicide module data.

for both adults and youths. The SDS measures mental health-related impairment in four major life activities or role domains. These four domains are defined separately for adults aged 18 or older and youths aged 12 to 17 to reflect the different roles associated with the two age groups. Each module consists of four questions that are assessed on a 0 to 10 visual analog scale with categories of “no interference” (0), “mild” (1-3), “moderate” (4-6), “severe” (7-9), and “very severe” (10).

F.5.1 Adult Depression Module: Functional Impairment

AD66a Think about the time in the past 12 months when these problems with your mood were **most severe**.

Using the 0 to 10 scale shown below, where 0 means **no** interference and 10 means very **severe** interference, select the number that describes how much these problems interfered with your **ability to do** each of the following activities during that period. You can use any number between 0 and 10 to answer.



How much did your [depression symptoms] interfere with your **ability to do home management tasks**, like cleaning, shopping, and working around the house, apartment, or yard? (ADPSHMG)

AD66b During the time in the past 12 months when your [depression symptoms] were most severe, how much did this interfere with your **ability to work**? (ADPSWORK)

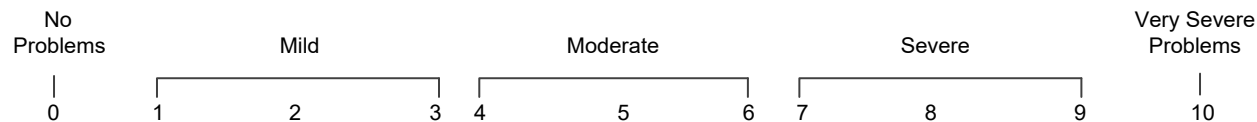
AD66c How much did your [depression symptoms] interfere with your **ability to form and maintain close relationships** with other people during that period of time? (ADPSRELS)

AD66d How much did [depression symptoms] interfere with your **ability to have a social life** during that period of time? (ADPSSOC)

F.5.2 Adolescent Depression Module: Functional Impairment

YD66a Think about the time in the past 12 months when these problems with your mood were the **worst**.

Using the 0 to 10 scale shown below, where 0 means **no** problems and 10 means very **severe** problems, select the number that describes how much your [depression symptoms] caused problems with your **ability to do** each of the following activities during that time. You can use any number between 0 and 10 to answer.



How much did your [depression symptoms] cause problems with your chores at home? (YOPSHMGT)

YD66b During the time in the past 12 months when your [depression symptoms] were worst, how much did this cause problems with your **ability to do well at school or work?** (YOPSWORK)

YD66c How much did your [depression symptoms] cause problems with your **ability to get along with your family** during that time? (YOPSRELS)

YD66d How much did your [depression symptoms] cause problems with your **ability to have a social life** during that time? (YOPSSOC)

The four SDS role domain variables were recoded so that no interference=1, mild=2, moderate=3, severe=4, and very severe=5. A maximum impairment score (ASDSOVL2 for adults and YSDSOVRL for youths) was then defined as the single highest severity level of role impairment across all four SDS role domains. Ratings greater than or equal to 7 on the original SDS scale (ASDSOVL2 or YSDSOVRL=4, 5) were considered severe impairment. Respondents were classified as system missing if they had unknown impairment information for all four SDS domain variables, were not asked the question due to routing logic, and/or they were aged 12 to 17 (for adults) or aged 18 or older (for youths).

Estimates for past year MDE with severe impairment (AMDEIMP=1 for adults and MDEIMPY=1 for youths) are presented for 2009 to 2020 for adults and for 2006 to 2020 for youths in the 2020 detailed tables (CBHSQ, 2021b). The adult MDE with severe impairment variable is not comparable with NSDUH data prior to 2008 for the reasons discussed previously. Although the 2020 MDE with severe impairment estimates are presented beside estimates from prior survey years, comparability is unknown, and no significance testing was performed between 2020 and prior survey years. As noted earlier, the 2020 MDE with severe impairment estimates are italicized in the 2020 detailed tables to indicate a potential break in comparability.

F.6 Analysis Weights and Variance Estimation Variables

For the 2020 NSDUH, the weighting process was modified to account for the disruption in data collection due to COVID-19 and the subsequent introduction of multimode data collection (in person and web) for NSDUH in Quarter 4. See Section 2.3.4.2 of the 2020 methodological summary and definitions for details on the modifications. One of the modifications had to do with the number of adult web respondents in Quarter 4 who provided usable information on their substance use but did not complete the mental health or later sections (i.e., “break-offs”), which raised concerns about the 2020 mental health estimates for adults and

potential bias.¹³ To overcome the bias issue, additional analysis weights (“break-off adjusted analysis weights”) were created to analyze unimputed outcome variables beginning with the mental health section of the questionnaire for adults and subsequent sections. The 2020 adult depression measures shown in the 2020 detailed tables (CBHSQ, 2021b) and 2020 first findings report (SAMHSA, 2021) were created using the combined Quarter 1 and 4 data and an adjusted analysis weight (“break-off adjusted analysis weight”). All 2020 youth depression estimates in the detailed tables were created using the standard analysis weight because the adjusted weight only impacted adult respondents. Due to potential disclosure risk, the break-off analysis weight was removed from the 2020 public use file (PUF). Therefore, all adult and youth depression measures analyzed using the 2020 PUF should use the standard analysis weight (ANALWTQ1Q4_C) and the variance estimation variables (VESTRQ1Q4_C and VEREP). Because of this, caution should be used when analyzing the outcomes from the adult depression section and drawing conclusions using the PUF analysis weights. See Section 2.3.4 of the 2020 methodological summary and definitions (CBHSQ, 2021a) for more details on the weights used in the 2020 detailed tables and the first findings report.

Information on how to weight the depression data across survey years, including 2020, is provided below to explain how the adult and youth depression estimates were created as seen in the multiyear trend analyses published in the 2020 detailed tables (CBHSQ, 2021b). As previously described, the 2020 NSDUH underwent major methodological changes due to COVID-19. Given the differences in data collection periods and other methodological changes to procedures between 2020 and prior NSDUH years, SAMHSA decided not to make statistical comparisons between 2020 estimates and those from applicable prior years in the 2020 detailed tables. Comparisons of 2020 data with prior year NSDUH data should be done taking these changes into consideration.

Analyses on unadjusted 2008 data that include only adults from the WHODAS half-sample (subset to MHSAMP08=1), such as the 2008 adult MDE analyses in the 2008 detailed tables (OAS, 2009a) or in the 2009 mental health detailed tables (CBHSQ, 2010a), should be weighted by an alternate analysis weight (MHSWT_C). (Note that 2008 analyses including only adults from the SDS half-sample [subset to MHSAMP08=2] should also be weighted by MHSWT_C.) This weight has been poststratified so that each of the half-samples is separately representative of the civilian, noninstitutionalized population aged 18 or older. Generating 2008 adult MDE estimates using the entire unadjusted adult sample (both WHODAS and SDS half-samples) is not recommended. To compare or combine 2008 unadjusted adult MDE (using only the WHODAS subsample) and 2009-2020 adult MDE data, users should create a new weight variable that takes on the value of MHSWT_C for 2008 respondents, the value of ANALWT_C for 2009-2019, and the value of ANALWTQ1Q4_C for 2020 adult respondents. When doing this, users should restrict the unadjusted 2008 data to MHSAMP08=1 because the 2009-2020 NSDUHs use the same WHODAS questions as the 2008 WHODAS half-sample. For MDE analyses for the adult sample (i.e., 2009 through 2020), such as the MDE with severe impairment multiyear trend analyses in the 2020 detailed tables (CBHSQ, 2021b), users should also create a new weight variable that takes on the value of ANALWT_C for 2009-2019 and the value of ANALWTQ1Q4_C for 2020. The standard analysis weight (ANALWT_C for years

¹³ For information on criteria for identifying usable interviews, see Section 2.3.1 of the 2020 methodological summary and definitions for more details (CBHSQ, 2021a).

prior to 2020 and ANALWTQ1Q4_C for 2020) should be used for MDE analyses for the entire youth sample. Users should also create a new variance estimation stratum variable that takes on the value of VESTR for 2009-2019 respondents and the value of VESTRQ1Q4_C for 2020 respondents. The variance estimation primary sampling unit within stratum variable VEREP is named the same for all years 2009-2020.

To analyze the 2005-2008 adjusted adult MDE variables in conjunction with the 2009-2020 adult MDE variables (e.g., the MDE multiyear trend analyses published in the 2020 detailed tables [CBHSQ, 2021b]), the standard analysis weight should be used: ANALWT_C for 2005 through 2019 and ANALWTQ1Q4_C for 2020. Users should also create a new variance estimation stratum variable that takes on the value of VESTR for 2005-2019 respondents and the value of VESTRQ1Q4_C for 2020 respondents. The variance estimation primary sampling unit within stratum variable VEREP is named the same for all years 2005-2020.

References

- Aldworth, J., Kott, P., Yu, F., Mosquin, P., & Barnett-Walker, K. (2012). Analysis of effects of 2008 NSDUH questionnaire changes: Methods to adjust adult MDE and SPD estimates and to estimate SMI in the 2005-2009 surveys. In *2010 National Survey on Drug Use and Health: Methodological resource book* (Section 16b, prepared for the Substance Abuse and Mental Health Services Administration, Contract No. HHSS283200800004C, RTI/0211838.108.006.024). Retrieved from <https://www.samhsa.gov/data/>
- American Psychiatric Association. (2013). *Diagnostic and statistical manual of mental disorders* (5th ed.). Washington, DC: Author.
- Center for Behavioral Health Statistics and Quality. (2010a). *Results from the 2009 National Survey on Drug Use and Health: Mental health detailed tables*. Retrieved from <https://www.samhsa.gov/data/>
- Center for Behavioral Health Statistics and Quality. (2010b). *Results from the 2009 National Survey on Drug Use and Health: Mental health findings* (HHS Publication No. SMA 10-4609, NSDUH Series H-39). Rockville, MD: Substance Abuse and Mental Health Services Administration. Retrieved from <https://www.samhsa.gov/data/>
- Center for Behavioral Health Statistics and Quality. (2021a). *2020 National Survey on Drug Use and Health (NSDUH): Methodological summary and definitions*. Retrieved from <https://www.samhsa.gov/data/>
- Center for Behavioral Health Statistics and Quality. (2021b). *Results from the 2020 National Survey on Drug Use and Health: Detailed tables*. Retrieved from <https://www.samhsa.gov/data/>
- Harvard School of Medicine. (2005). *Home page: National Comorbidity Survey (NCS)*. [Web page]. Retrieved June 28, 2008, from <https://www.hcp.med.harvard.edu/ncs/>
- Leon, A. C., Olfson, M., Portera, L., Farber, L., & Sheehan, D. V. (1997). Assessing psychiatric impairment in primary care with the Sheehan Disability Scale. *International Journal of Psychiatry in Medicine*, 27(2), 93-105.
- Office of Applied Studies. (2005a). *Results from the 2004 National Survey on Drug Use and Health: Detailed tables*. Retrieved from <https://www.samhsa.gov/data/>
- Office of Applied Studies. (2005b). *Results from the 2004 National Survey on Drug Use and Health: National findings* (DHHS Publication No. SMA 05-4062, NSDUH Series H-28). Rockville, MD: Substance Abuse and Mental Health Services Administration. Retrieved from <https://www.samhsa.gov/data/>
- Office of Applied Studies. (2006). *Results from the 2005 National Survey on Drug Use and Health: Detailed tables*. Retrieved from <https://www.samhsa.gov/data/>

- Office of Applied Studies. (2007). *Results from the 2006 National Survey on Drug Use and Health: Detailed tables*. Retrieved from <https://www.samhsa.gov/data/>
- Office of Applied Studies. (2008). *Results from the 2007 National Survey on Drug Use and Health: Detailed tables*. Retrieved from <https://www.samhsa.gov/data/>
- Office of Applied Studies. (2009a). *Results from the 2008 National Survey on Drug Use and Health: Detailed tables*. Retrieved from <https://www.samhsa.gov/data/>
- Office of Applied Studies. (2009b). *Results from the 2008 National Survey on Drug Use and Health: National findings* (HHS Publication No. SMA 09-4434, NSDUH Series H-36). Rockville, MD: Substance Abuse and Mental Health Services Administration. Retrieved from <https://www.samhsa.gov/data/>
- Substance Abuse and Mental Health Services Administration. (2021). *Key substance use and mental health indicators in the United States: Results from the 2020 National Survey on Drug Use and Health* (HHS Publication No. PEP21-07-01-003, NSDUH Series H-56). Rockville, MD: Center for Behavioral Health Statistics and Quality, Substance Abuse and Mental Health Services Administration. Retrieved from <https://www.samhsa.gov/data/>

Appendix G

Key Mental Health Variables

G.1 Introduction

This Key Mental Health Variables appendix provides several tables that list a set of the most commonly used mental health measures, their associated variable names, and their availability from 2002 to 2020 for the National Survey on Drug Use and Health (NSDUH). [Table G.1](#) lists key mental health measures for youths aged 12 to 17, [Table G.2](#) lists key mental health measures for adults aged 18 or older, and [Table G.3](#) lists the mental health measures that have adjusted versions that allow for the comparisons of estimates across the years where changes were made. This appendix is being provided as a guide in helping data users with these commonly used mental health variables.

G.2 Impact of Coronavirus Disease 2019 on the 2020 NSDUH

The coronavirus disease 2019 (COVID-19) pandemic made 2020 a unique year within the history of NSDUH. Quarter 1 (January to March 2020) was completed using standard NSDUH protocols with in-person data collection. However, Quarter 1 data collection ended 15 days early when work was suspended on March 16, 2020. Except for a very brief data collection effort that tested increased safety measures in July, no data were collected in Quarters 2 and 3 (i.e., April to September). For weighting, imputation, and estimation, the small number of Quarter 3 (i.e., July data) interviews were grouped with the Quarter 4 data. Data collection resumed in Quarter 4 but used in-person and web-based procedures. For simplicity, references of Quarter 4 in the 2020 detailed tables (Center for Behavioral Health Statistics and Quality [CBHSQ], 2021a), refers to the combined Quarters 3 and 4 data. The Substance Abuse and Mental Health Services Administration (SAMHSA) decided to produce estimates for 2020 using the combined data, when available, to increase the sample sizes and resulting precision of the estimates. To protect respondents' confidentiality, the variable QUARTER was removed from the file so that no quarterly analyses can be generated. For the mental health measures where the content did not change between Quarters 1 and 4, no changes were needed for the mental health variables because the questions in 2020 were equivalent to those in 2019. For some measures, content changes were made between Quarters 1 and 4, so adjustments were needed to combine the data.

Given the differences in data collection periods and other methodological procedures between 2020 and prior NSDUH years, SAMHSA decided not to make statistical comparisons between 2020 estimates and those from prior years in the 2020 detailed tables (CBHSQ, 2021a) and 2020 first findings report (SAMHSA, 2021). Due to methodological changes for 2020, caution is advised when comparing 2020 and prior years. Caution should also be used when attempting to distinguish the effects on estimates due to true changes¹ in the population (e.g., COVID-19, other events) from the effects due to methodological changes. Caveats regarding the 2020 data are provided throughout this appendix, where applicable. See Chapters 2, 3, and 6 of the 2020 methodological summary and definitions for details (CBHSQ, 2021b).

¹ A true change in a population survey estimate across years is a change that is not plausibly explained in survey data collection methods between those years.

G.3 Use of the Appendix Tables

A summary of select youth and adult mental health variables and their comparability from 2002 to 2020 is presented in [Tables G.1](#) and [G.2](#). Notes under the tables explain changes in comparability across years. For the 2020 column, any variable names that are unchanged and are defined similarly for both Quarters 1 and 4 of 2020 are noted with an italicized “X.” The italics indicate that comparability is unknown and caution is advised about making direct comparisons between estimates in 2020 and those from prior survey years. Italics are similarly used for the 2020 estimates when they are presented beside estimates from prior survey years in the 2020 detailed tables (CBHSQ, 2021a) and 2020 first findings report (SAMHSA, 2021).

For mental health measures where changes were made that have adjusted versions to allow for the comparisons of estimates across the years, [Table G.3](#) shows the variable names from 2002 to 2020, with the 2020 variable names in italics to indicate that comparability is unknown. To compare data across years, the variables would need to be renamed to be consistent across years before running analyses on the combined dataset using statistical software.

As noted above, this appendix only contains a subset of the mental health variables available. Groups of variables that are defined similarly may not all be included in the tables below. Examples of these groups are the variables for location of outpatient mental health treatment and the reason for not receiving mental health treatment, which are listed in [Table G.2](#). The variables for location where outpatient mental health treatment was received such as at a day hospital or treatment program (MHLDTMT3), at a school setting (MHLSCHL3), and other locations (MHLOTH3) are not specifically listed in [Table G.2](#) but are defined similarly to the variable for received outpatient mental health treatment from private therapist (MHLTHER3) and follow the same pattern of comparability. The variables for reasons for not receiving mental health treatment including fear of negative affect on job (MHRJOBS2), insurance does not cover treatment at all (MHRNCOV2), have no transportation to treatment or inconvenient (MHRTRAN2), and did not want others to find out (MHRFOUT2) are also not listed in [Table G.2](#) but follow the same comparability pattern as the variable for reason for not receiving mental health treatment because could not afford cost (MHRCOST2). This appendix is intended to be a guide to assist public use file (PUF) users in identifying key mental health measures and does not include a full list of all mental health measures that are available.

G.4 Changes over Time

There have been several mental health-related questionnaire and estimation changes that impact the comparability of mental health data over time. One such change made to the 2004 and 2008 questionnaires affected the mental health measures of serious psychological distress (SPD) and lifetime and past year major depressive episode (MDE). These changes resulted in noncomparable measures that caused breaks in the trends. Adjusted measures were created that allowed comparisons of estimates across the years² where the changes were made. See specifics in [Table G.3](#) and refer to Aldworth et al. (2012) for details on the adjusted measures, the

² Caution is advised when comparing 2020 with prior years due to methodological changes for 2020. See Chapter 6 of the 2020 methodological summary and definitions for details (CBHSQ, 2021b).

Recoded Depression Variable Documentation codebook appendix for MDE details, and the Recoded Mental Health codebook appendix for SPD details.

The NSDUH operational definition of serious mental illness (SMI) has also undergone some changes. In previously published 2002-2003 NSDUH reports, the K6 scale used for determining psychological distress was used to produce estimates that were termed “SMI,” but in 2004, the estimate produced using the K6 was renamed “SPD.” Starting in 2008, a new measure of SMI was produced that used a statistical model to predict mental illness based on a respondent’s answers to the NSDUH K6 and World Health Organization Disability Assessment Schedule (WHODAS) questions. For more details on this new SMI measure, see Appendix B, Section B.4.3, in the 2009 mental health findings report (CBHSQ, 2010). This model was revised to produce improved mental illness estimates starting with the 2012 NSDUH. This updated 2012 model was then used to create revised comparable mental illness estimates for 2008 through 2011. For details on these mental illness revisions, see Appendix B, Section B.4.3, in the 2012 mental health findings report (CBHSQ, 2013). Because of this change, mental illness variables based on the 2012 model have been created for 2008 and later years.³ A measure of SMI was created for the 2005-2007 NSDUHs based on an alternative predictive model for a methodological report (CBHSQ, 2017). This exploratory SMI measure was developed in an attempt to be comparable with SMI variables for 2008 and later⁴ NSDUHs; however, it is based on a different set of predictors. Users should consider the differences in methodology prior to making decisions on whether and how to use the SMI measure. For more information on how mental illness variables were created and how to use these variables, see the Recoded Mental Health codebook appendix.

As shown in [Tables G.1](#) and [G.2](#), mental health measures such as MDE and mental illness are combined with substance use disorder (SUD) measures. Starting with the 2020 NSDUH, the SUD variables used in the 2020 detailed tables were based on the criteria from the *Diagnostic and Statistical Manual of Mental Disorders*, 5th edition (DSM-5; American Psychiatric Association, 2013). In prior years, the SUD estimates were based on the criteria from the *Diagnostic and Statistical Manual of Mental Disorders*, 4th edition (DSM-IV; American Psychiatric Association, 1994); therefore, all the 2020 SUD variables based on DSM-5 criteria are not considered comparable with prior years’ variables. The youth MDE and SUD combination variables listed in [Table G.1](#) and the adult mental illness and SUD combination variables listed in [Table G.2](#) are not comparable with the corresponding variables from prior years. See the Nicotine Dependence and Substance Use Disorder codebook appendix for more details on the 2020 changes to the SUD variables.

Another 2020 NSDUH change that started in Quarter 4 included revisions to the skip logic for the adult suicide questions asked in the mental health section of the codebook. The adult suicide estimates presented in the 2020 detailed tables (CBHSQ, 2021a) using the combined Quarters 1 and 4 data are produced using variables that were adjusted to match prior years’ skip logic. See the Recoded Mental Health codebook appendix for more information on the adult suicide variables.

³ See footnote [1](#).

⁴ See footnote [1](#).

G.5 Analysis Weight and Variance Estimates Variables

For the 2020 NSDUH, the weighting process was modified to account for the disruption in data collection due to COVID-19 and the subsequent introduction of multimode data collection (in person and web) for NSDUH in Quarter 4. See Section 2.3.4.2 of the 2020 methodological summary and definitions (CBHSQ, 2021b) for details on the modifications. One of the modifications had to do with the number of adult web respondents in Quarter 4 who provided usable information on their substance use but did not complete the mental health or later sections (i.e., “break-offs”), which raised concerns about the 2020 mental health estimates for adults and potential bias.⁵ To overcome the bias issue, additional analysis weights (“break-off adjusted analysis weights”) were created to analyze unimputed outcome variables, beginning with the mental health section of the questionnaire for adults and including subsequent sections.

Due to potential disclosure risks, the break-off analysis weights were removed from the PUF. Because of this, caution should be used when analyzing the outcomes in the mental health and subsequent sections of the codebook and when drawing conclusions using the PUF analysis weights. To analyze the 2020 combined Quarters 1 and 4 data, the adult and youth mental health measures shown in [Tables G.1](#) to [G.3](#) should use the standard analysis weight (ANALWTQ1Q4_C) and the variance estimation variables (VESTRQ1Q4_C and VEREP). If combining 2020 with prior years of NSDUH data, the standard analysis weight variable names and variance estimation variable names would need to be renamed to be consistent across years before running analyses on the combined dataset using statistical software.

⁵ For information on criteria for identifying usable interviews, see Section 2.3.1 of the 2020 methodological summary and definitions for more details (CBHSQ, 2021b).

Table G.1 Key Mental Health Measures for People Aged 12 to 17: 2002-2020

Mental Health Measure (Variable Name)	Years Available														
	2002	2003	2004	2005	2006	2007	2008	2009	2010	2011	2012	2013	2014	2015-2019	2020
Lifetime MDE (MDELT, YMDELT)			*	*	*	*	X	X	X	X	X	X	X	X	X
Past Year MDE (MDEYR, YMDEYR)			*	*	*	*	X	X	X	X	X	X	X	X	X
MDE with Severe Role Impairment (MDEIMPY)					X	X	X	X	X	X	X	X	X	X	X
Received Treatment for MDE from MD in Past Year (TXMDEYR, YTXMDEYR)			*	*	*	*	X	X	X	X	X	X	X	X	X
Received Treatment for MDE from Prescription Drugs in Past Year (RXMDEYR, YRXMDEYR)			*	*	*	*	X	X	X	X	X	X	X	X	X
Received Treatment for MDE from Either MD or Prescription Drugs in Past Year (MDETXRX, YMDETXRX)			*	*	*	*	X	X	X	X	X	X	X	X	X
Received Treatment for MDE from Health Professional in Past Year (YHLTMDE) ¹			X	X	X	X	X	X	X	X	X	X	X	X	X
Received Treatment for MDE from Alternative Service Professional in Past Year (YALTMDE)									X	X	X	X	X	X	X
Received Treatment for MDE from Health Professional or Prescription Drugs in Past Year (YMDEHPRX) ¹			X	X	X	X	X	X	X	X	X	X	X	X	X
Received Treatment for MDE from Health Professional Only in Past Year (YMDEHPO) ¹			X	X	X	X	X	X	X	X	X	X	X	X	X
Received Treatment for MDE from Prescription Drugs Only, Not from Health Professional in Past Year (YMDERXO2) ¹			X	X	X	X	X	X	X	X	X	X	X	X	X
Received Treatment for MDE from Health Professional and Prescription Drugs in Past Year (YMDEHARX) ¹			X	X	X	X	X	X	X	X	X	X	X	X	X
Received Treatment for MDE from General Practitioner (DOCMDE, YDOCMDE)			*	*	*	*	X	X	X	X	X	X	X	X	X
Received Treatment for MDE from Other MD (OMDMDE, YOMDMDE)			*	*	*	*	X	X	X	X	X	X	X	X	X
Received Treatment for MDE from Psychologist (PSY1MDE, YPSY1MDE)			*	*	*	*	X	X	X	X	X	X	X	X	X
Received Treatment for MDE from Psychiatrist (PSY2MDE, YPSY2MDE)			*	*	*	*	X	X	X	X	X	X	X	X	X

Table G.1 Key Mental Health Measures for People Aged 12 to 17: 2002-2020 (continued)

Mental Health Measure (Variable Name)	Years Available														
	2002	2003	2004	2005	2006	2007	2008	2009	2010	2011	2012	2013	2014	2015-2019	2020
Received Treatment for MDE from Social Worker (SOCMDE, YSOCMDE)			*	*	*	*	X	X	X	X	X	X	X	X	X
Received Treatment for MDE from Counselor (COUNMDE, YCOUNMDE)			*	*	*	*	X	X	X	X	X	X	X	X	X
Received Treatment for MDE from Other MH Professional (OMHMDE, YOMHMDE)			*	*	*	*	X	X	X	X	X	X	X	X	X
Received Treatment for MDE from Nurse/Occupational Therapist (NURSMDE, YNURSMDE)			*	*	*	*	X	X	X	X	X	X	X	X	X
Received Treatment for MDE from Religious or Spiritual Advisor (RELMDE, YRELMDE)			*	*	*	*	X	X	X	X	X	X	X	X	X
Received Treatment for MDE from Another Healer (HBMDE, YHBMDE)			*	*	*	*	X	X	X	X	X	X	X	X	X
Received Treatment for MDE from Other Professional (OTHMDE, YOTHMDE)			*	*	*	*	X	X	X	X	X	X	X	X	X
(Revised) Received Treatment in Inpatient Specialty MH Setting (ANYMHIN2) ^{2,3}	X	X	X	X	X	X	X	X	X	X	X	X	X	X	X
Received Treatment in Outpatient Specialty MH Setting (ANYMHOUT)	X	X	X	X	X	X	X	X	X	X	X	X	X	X	X
(Revised) Received Treatment in Specialty MH Setting (ANYSMH2) ^{2,3}	X	X	X	X	X	X	X	X	X	X	X	X	X	X	X
Received Treatment in Nonspecialty MH Setting (ANYNSMH)								X	X	X	X	X	X	X	X
Received Treatment in Education Setting (ANYMHED, ANYMHED2)	-	-	-	-	-	-	-	X	X	X	X	X	X	X	X
Received Treatment in Specialty MH, Education, Medical, or Foster Care Setting (ANYSEDMF)								X	X	X	X	X	X	X	X
Received Treatment in General Medical Setting (YPED)	X	X	X	X	X	X	X	X	X	X	X	X	X	X	X
Received Treatment in Juvenile Justice Setting (YJAIL)								X	X	X	X	X	X	X	X
Number of Visits for Inpatient Specialty MH Services (SPINVST, SPINVST2) ^{2,4}					-	-	-	-	-	-	X ⁵	X	X	X	X
Number of Visits for Outpatient Specialty MH Services (SPOUTVST)					X	X	X	X	X	X	X	X	X	X	X

Table G.1 Key Mental Health Measures for People Aged 12 to 17: 2002-2020 (continued)

Mental Health Measure (Variable Name)	Years Available														
	2002	2003	2004	2005	2006	2007	2008	2009	2010	2011	2012	2013	2014	2015-2019	2020
Number of Visits for Specialty MH Services (SMHVST, SMHVST2) ^{2,4}					-	-	-	-	-	-	X ⁵	X	X	X	X
Received Specialty MH Services for Feeling Depressed (SMHDPR, SMHDPR2) ^{2,4}					-	-	-	-	-	-	X ⁵	X	X	X	X
Received Specialty MH Services Because of Problems with Home or Family (SMHFMLY, SMHFMLY2) ^{2,4}					-	-	-	-	-	-	X ⁵	X	X	X	X
Received Specialty MH Services Because of Breaking Rules (SMHBRK, SMHBRK2) ^{2,4}					-	-	-	-	-	-	X ⁵	X	X	X	X
Received Specialty MH Services Because Thought about or Attempted Suicide (SMHSUI, SMHSUI2) ^{2,4}					-	-	-	-	-	-	X ⁵	X	X	X	X
Received Specialty MH Services Because Felt Very Afraid and Tense (SMHFEA, SMHFEA2) ^{2,4}					-	-	-	-	-	-	X ⁵	X	X	X	X
Received Specialty MH Services Because of Problems at School (SMHSCHL, SMHSCHL2) ^{2,4}					-	-	-	-	-	-	X ⁵	X	X	X	X
Received Specialty MH Services Because of Trouble Controlling Anger (SMHANGR, SMHANGR2) ^{2,4}					-	-	-	-	-	-	X ⁵	X	X	X	X
Received Specialty MH Services Because of Problems with Friends (SMHFRND, SMHFRND2) ^{2,4}					-	-	-	-	-	-	X ⁵	X	X	X	X
Received Specialty MH Services Because of Problems with Other People (SMHOTPP, SMHOTPP2) ^{2,4}					-	-	-	-	-	-	X ⁵	X	X	X	X
Received Specialty MH Services Because of Eating Problems (SMHEAT, SMHEAT2) ^{2,4}					-	-	-	-	-	-	X ⁵	X	X	X	X
Received Specialty MH Services Because of Getting into Physical Fights (SMHFITE, SMHFITE2) ^{2,4}					-	-	-	-	-	-	X ⁵	X	X	X	X
Received Specialty MH Services Because of Self- Reported Mental Disorder (SMHMEND, SMHMEND2) ^{2,4}					-	-	-	-	-	-	X ⁵	X	X	X	X
Received MH Services or Substance Use Treatment at a Specialty Facility (YMHOSPTX) ⁶														X	X
Received MH Services but Not Substance Use Treatment at a Specialty Facility (YMHNSPTX) ⁶														X	X

Table G.1 Key Mental Health Measures for People Aged 12 to 17: 2002-2020 (continued)

Mental Health Measure (Variable Name)	Years Available														
	2002	2003	2004	2005	2006	2007	2008	2009	2010	2011	2012	2013	2014	2015-2019	2020
Received Substance Use Treatment at a Specialty Facility but Not MH Service (YSPTXNMH) ⁶														X	X
Received MH Services and Substance Use Treatment at a Specialty Facility (YMHASPTX) ⁶														X	X
Past Year MDE and Illicit Drug Use Disorder (YMDEIUDPY, YMDEIUD5YR) ⁷														–	X
Past Year MDE and Alcohol Use Disorder (YMDEAUDPY, YMDEAUD5YR) ⁷														–	X
Past Year MDE and Substance Use Disorder (YMDEUDPY, YMDESUD5YR) ⁷														–	X
Past Year MDE with Severe Impairment and Illicit Drug Use Disorder (YMDEIMIUD, YMDEIMID5YR) ⁷														–	X
Past Year MDE with Severe Impairment and Alcohol Use Disorder (YMDEIMAUD, YMDEIMAD5YR) ⁷														–	X
Past Year MDE with Severe Impairment and Substance Use Disorder (YMDEIMUDPY, YMDEIMSD5YR) ⁷														–	X

MD = medical doctor, MDE = major depressive episode, MH = mental health.

NOTE: The letter X indicates that the measure is available for the year(s) shown. For 2020, “X” is italicized to indicate unknown comparability of 2020 with prior years. For 2020 measures with the same variable names as past years, caution is advised about making direct comparisons between estimates in 2020 and those from prior survey years due to comparability of the data being unknown. For measures with two variable names listed, the first name corresponds with either the asterisk (*) or the en dash (–) and the second name corresponds to the letter X in the years available columns. An asterisk (*) indicates that a comparable measure with 2008 and later years is available for the year(s) shown; thus, variables corresponding to those measures in the indicated years can be renamed to conduct analyses with the 2008 and later year variables. An en dash (–) indicates that a comparable measure with later years is **not** available; thus, variables corresponding to those measures should not be compared across breaks in comparability (i.e., do not compare those measures with an en dash (–) with those measures with the letter X). An empty cell indicates that the measure is not available.

NOTE: This table lists only the most commonly used youth mental health measures; it does not constitute a comprehensive list.

NOTE: The standard analysis weight, ANALWT_C, should be used for all youth measures and years up through 2019. For 2020, the weight was renamed ANALWTQ1Q4_C because data were not collected for the full year. If combining 2020 data with data from prior years, the weight variable names would need to be renamed to be consistent across years before running analyses on the combined dataset using statistical software.

NOTE: This table was finalized on October 6, 2021.

¹ These variables were created for years prior to 2010 during the 2014 NSDUH and are comparable with 2010 and later variables.

² Revised mental health service variables were developed starting in 2013 because of the change in how the child welfare setting was defined. Prior to 2013, child welfare was defined in the specialty services category as an inpatient service. Child welfare is now defined as a nonspecialty service. Starting in 2017, updates were made to classify certain patterns of responses into the reason not indicated category instead of the unknown category. Due to the small impact, these variables are considered comparable and were not renamed.

³ A similarly named measure (without the “2”) exist for years 2002 through 2013 but are no longer being created starting with the 2014 NSDUH.

⁴ For measures with two variable names listed, the second-named variables include the 2013 change in how the child welfare setting was defined. The original measures (first-named variables) are no longer being created starting with the 2013 NSDUH but are instead replaced with the revised variables.

⁵ Both versions of these mental health service variables exist for the 2012 NSDUH because 2012 and 2013 estimates are presented in the 2013 mental health detailed tables (Center for Behavioral Health Statistics and Quality, 2014). The first- and second-named variables are **not** comparable for 2012.

⁶ These variables were created during the 2015 NSDUH. Note that these were not included in data files for years prior to 2015 due to substance treatment at a specialty facility not being comparable as a result of the 2015 questionnaire changes.

⁷ The variable names listed second were created starting with the 2020 NSDUH using the criteria from the *Diagnostic and Statistical Manual of Mental Disorders*, 5th edition (DSM-5; American Psychiatric Association, 2013), to define substance use disorder. Therefore, these 2020 combination variables are not comparable with the 2015-2019 variables listed first which used SUD based on the criteria from the *Diagnostic and Statistical Manual of Mental Disorders*, 4th edition (DSM-IV; American Psychiatric Association, 1994).

Source: SAMHSA, Center for Behavioral Health Statistics and Quality, National Survey on Drug Use and Health, 2002-2020.

Table G.2 Key Mental Health Measures for People Aged 18 or Older: 2002-2020

Mental Health Measure (Variable Name)	Years Available														
	2002	2003	2004	2005	2006	2007	2008	2009	2010	2011	2012	2013	2014	2015-2019	2020
Received Treatment for MDE from MD in Past Year (TXMDEYR, ATXMDEYR) ¹			-	-	-	-	X	X	X	X	X	X	X	X	X ¹²
Received Treatment for MDE from Prescription Drugs in Past Year (RXMDEYR, ARXMDEYR) ¹			-	-	-	-	X	X	X	X	X	X	X	X	X ¹²
Received Treatment for MDE from Either MD or Prescription Drugs in Past Year (MDETXRX, AMDETXRX) ¹			-	-	-	-	X	X	X	X	X	X	X	X	X ¹²
Received Treatment for MDE from Health Professional in Past Year (AHLTMDE)									X	X	X	X	X	X	X ¹²
Received Treatment for MDE from Alternative Service Professional in Past Year (AALTMDE)									X	X	X	X	X	X	X ¹²
Received Treatment for MDE from General Practitioner (DOCMDE, ADOCMDE) ¹			-	-	-	-	X	X	X	X	X	X	X	X	X ¹²
Received Treatment for MDE from Other MD (OMDMDE, AOMDMDE) ¹			-	-	-	-	X	X	X	X	X	X	X	X	X ¹²
Received Treatment for MDE from Psychologist (PSY1MDE, APSY1MDE) ¹			-	-	-	-	X	X	X	X	X	X	X	X	X ¹²
Received Treatment for MDE from Psychiatrist (PSY2MDE, APSY2MDE) ¹			-	-	-	-	X	X	X	X	X	X	X	X	X ¹²
Received Treatment for MDE from Social Worker (SOCMDE, ASOCMDE) ¹			-	-	-	-	X	X	X	X	X	X	X	X	X ¹²
Received Treatment for MDE from Counselor (COUNMDE, ACOUNMDE) ¹			-	-	-	-	X	X	X	X	X	X	X	X	X ¹²
Received Treatment for MDE from Other MH Professional (OMHMDE, AOMHMDE) ¹			-	-	-	-	X	X	X	X	X	X	X	X	X ¹²
Received Treatment for MDE from Nurse/Occupational Therapist (NURSMDE, ANURSMDE) ¹			-	-	-	-	X	X	X	X	X	X	X	X	X ¹²
Received Treatment for MDE from Religious or Spiritual Advisor (RELMDE, ARELMDE) ¹			-	-	-	-	X	X	X	X	X	X	X	X	X ¹²
Received Treatment for MDE from Another Healer (HBCHMDE, AHBCHMDE) ¹			-	-	-	-	X	X	X	X	X	X	X	X	X ¹²
Received Treatment for MDE from Other Professional (OTHMDE, AOTHMDE) ¹			-	-	-	-	X	X	X	X	X	X	X	X	X ¹²

Table G.2 Key Mental Health Measures for People Aged 18 or Older: 2002-2020 (continued)

Mental Health Measure (Variable Name)	Years Available														
	2002	2003	2004	2005	2006	2007	2008	2009	2010	2011	2012	2013	2014	2015-2019	2020
Received Any MH Treatment in Past Year (AMHTXRC3)	X	X	X	X	X	X	X	X	X	X	X	X	X	X	X
Received Inpatient MH Treatment in Past Year (AMHINP2)	X	X	X	X	X	X	X	X	X	X	X	X	X	X	X
Received Outpatient MH Treatment in Past Year (AMHOUTP3) ²	X	X	X	X	X	X	X	X	X	X	X	X	X	X	X
Received Prescription Med MH Treatment in Past Year (AMHRX2)	X	X	X	X	X	X	X	X	X	X	X	X	X	X	X
Perceived Need but Did Not Receive MH Treatment in Past Year (AMHTXND2)	X	X	X	X	X	X	X	X	X	X	X	X	X	X	X
Perceived Unmet Need and Receipt of MH Treatment (AMHTXAND)	X	X	X	X	X	X	X	X	X	X	X	X	X	X	X
Received Outpatient MH Treatment at MH Clinic/Center in Past Year (MHLMNT3) ³	X	X	X	X	X	X	X	X	X	X	X	X	X	X	X
Received Outpatient MH Treatment from Private Therapist in Past Year (MHLTHER3) ³	X	X	X	X	X	X	X	X	X	X	X	X	X	X	X
Received Outpatient MH Treatment from Non-Clinic Doctor's Office in Past Year (MHLDOC3) ³	X	X	X	X	X	X	X	X	X	X	X	X	X	X	X
Received Outpatient MH Treatment from Medical Clinic in Past Year (MHLCLNC3) ³	X	X	X	X	X	X	X	X	X	X	X	X	X	X	X
Respondent or Other Family Member Paid for Outpatient MH Treatment in Past Year (MHPDSL2)		X	X	X	X	X	X	X	X	X	X	X	X	X	X
Private Health Insurance Paid for Outpatient MH Treatment in Past Year (MHPDPHI2)		X	X	X	X	X	X	X	X	X	X	X	X	X	X
Medicare Paid for Outpatient MH Treatment in Past Year (MHPDMCR2)		X	X	X	X	X	X	X	X	X	X	X	X	X	X
Medicaid Paid for Outpatient MH Treatment in Past Year (MHPDMCD2)		X	X	X	X	X	X	X	X	X	X	X	X	X	X
Employer Paid for Outpatient MH Treatment in Past Year (MHPDEMP2)		X	X	X	X	X	X	X	X	X	X	X	X	X	X
Did Not Receive MH Treatment Because Could Not Afford Cost (MHRCOST2)		X	X	X	X	X	X	X	X	X	X	X	X	X	X
Did Not Receive MH Treatment Because Thought Could Handle Problem without Treatment (MHRHAND2)		X	X	X	X	X	X	X	X	X	X	X	X	X	X

Table G.2 Key Mental Health Measures for People Aged 18 or Older: 2002-2020 (continued)

Mental Health Measure (Variable Name)	Years Available														
	2002	2003	2004	2005	2006	2007	2008	2009	2010	2011	2012	2013	2014	2015-2019	2020
Did Not Receive MH Treatment Because Did Not Know Where To Go (MHRWHER2)		X	X	X	X	X	X	X	X	X	X	X	X	X	X
Did Not Receive MH Treatment Because Did Not Have Time (MHRTIME2)		X	X	X	X	X	X	X	X	X	X	X	X	X	X
Did Not Receive MH Treatment Because Did Not Think Treatment Would Help (MHRNOHP2)		X	X	X	X	X	X	X	X	X	X	X	X	X	X
Did Not Receive MH Treatment Because of Concerns about Confidentiality (MHRCFID2)		X	X	X	X	X	X	X	X	X	X	X	X	X	X
Did Not Receive MH Treatment Because Insurance Did Not Pay Enough (MHRNUF2)		X	X	X	X	X	X	X	X	X	X	X	X	X	X
Did Not Receive MH Treatment Because Did Not Think Treatment Was Needed (MHRNOND2)		X	X	X	X	X	X	X	X	X	X	X	X	X	X
Did Not Receive MH Treatment Because Fear of Neighbors' Negative Opinion (MHRNBRS2)		X	X	X	X	X	X	X	X	X	X	X	X	X	X
Did Not Receive MH Treatment Because Fear of Being Committed (MHRCMIT2)		X	X	X	X	X	X	X	X	X	X	X	X	X	X
Received MH Services or Substance Use Treatment at a Specialty Facility (MHOSPTR2, RCVMHOSPTX) ⁴		-	-	-	-	-	-	-	-	-	-	-	-	X	X
Received MH Services but Not Substance Use Treatment at a Specialty Facility (MHNSPTR2, RCVMHNSPTX) ⁴		-	-	-	-	-	-	-	-	-	-	-	-	X	X
Received Substance Use Treatment at a Specialty Facility but Not MH Service (NMHSPTR2, RCVSPTXNMH) ⁴		-	-	-	-	-	-	-	-	-	-	-	-	X	X
Received MH Services and Substance Use Treatment at a Specialty Facility (MHASPTR2, RCVMHASPTX) ⁴		-	-	-	-	-	-	-	-	-	-	-	-	X	X
Suicidal Thoughts in Past Year (MHSUITHK)							X	X	X	X	X	X	X	X	X
Suicidal Plans in Past Year (MHSUIPLN)							X	X	X	X	X	X	X	X	X
Suicidal Attempts in Past Year (MHSUITRY)							X	X	X	X	X	X	X	X	X
Received Medical Attention for Suicide Attempt in Past Year (MHSUIMED) ⁵							X	X	X	X	X	X	X	X	X
Stayed in Hospital for Suicide Attempt in Past Year (MHSUIHOS) ⁵							X	X	X	X	X	X	X	X	X

Table G.2 Key Mental Health Measures for People Aged 18 or Older: 2002-2020 (continued)

Mental Health Measure (Variable Name)	Years Available														
	2002	2003	2004	2005	2006	2007	2008	2009	2010	2011	2012	2013	2014	2015-2019	2020
K6 Total Score in Past Month (K6SCMON)							X	X	X	X	X	X	X	X	X
Past Month Serious Psychological Distress Indicator (SPDMON)							X	X	X	X	X	X	X	X	X
K6 Total Score in Worst Month of Past Year (K6SCYR)							X	X	X	X	X	X	X	X	X
Alternative Worst K6 Total Score (WSPDSC2) ⁶							X	X	X	X	X	X	X	X	X
WHODAS Total Score (WHODASC2)							X	X	X	X	X	X	X	X	X
Alternative WHODAS Total Score (WHODASC3)							X	X	X	X	X	X	X	X	X
Predicted Serious Mental Illness Probability (SMIPP) ⁷							X	X	X	X					
Predicted Serious Mental Illness Probability Revised (SMIPP_A, SMIPP_U) ^{6,7}				*	*	*	X	X	X	X	X	X	X	X	X
Serious Mental Illness (SMI) Based on Revised Predicted SMI Probability (SMIYR_A, SMIYR_U) ^{6,8,9}				*	*	*	X	X	X	X	X	X	X	X	X
Any Mental Illness (AMI) Based on Revised Predicted SMI Probability (AMIYR_U) ^{8,9}							X	X	X	X	X	X	X	X	X
Mild Mental Illness Based on Revised Predicted SMI Probability (LMIYR_U) ^{8,9}							X	X	X	X	X	X	X	X	X
Moderate Mental Illness Based on Revised Predicted SMI Probability (MMIYR_U) ^{8,9}							X	X	X	X	X	X	X	X	X
Mild or Moderate Mental Illness Based on Revised Predicted SMI Probability (LMMIYRU) ^{9,10}							X	X	X	X	X	X	X	X	X
Serious or Moderate Mental Illness Based on Revised Predicted SMI Probability (SMMIYR_U) ^{7,8,9}							X	X	X	X	X	X	X	X	X
Categorical Mental Illness Indicator Revised (MI_CAT_U) ^{8,9}							X	X	X	X	X	X	X	X	X
AMI and Substance Use Disorder in Past Year (AMISUDPY, AMISUD5YR) ¹¹														-	X
SMI and Substance Use Disorder in Past Year (SMISUDPY, SMISUD5YR) ¹¹														-	X
LMMI and Substance Use Disorder in Past Year (LMMISUDPY, LMMISUD5YR) ¹¹														-	X

Table G.2 Key Mental Health Measures for People Aged 18 or Older: 2002-2020 (continued)

K6 = six-item nonspecific psychological distress scale, MD = medical doctor, MDE = major depressive episode, MH = mental health, WHODAS = abbreviated eight-item World Health Organization Disability Assessment Schedule.

NOTE: The letter X indicates that the measure is available for the year(s) shown. For 2020, “X” is italicized to indicate unknown comparability of 2020 with prior years. For 2020 measures with the same variable names as past years, caution is advised about making direct comparisons between estimates in 2020 and those from prior survey years due to comparability of the data being unknown. For measures with two variable names listed, the first name corresponds with either the asterisk (*) or the en dash (–) and the second name corresponds to the letter X in the years available columns. An asterisk (*) indicates that a comparable measure with later years is available for the year(s) shown; thus, variables corresponding to those measures in the indicated years can be renamed to conduct analyses with the later year variables. An en dash (–) indicates that a comparable measure with later years is **not** available; thus, variables corresponding to those measures should not be compared across breaks in comparability (i.e., do not compare those measures with an en dash (–) with those measures with the letter X). An empty cell indicates that the measure is not available.

NOTE: This table lists only the most commonly used adult mental health measures; it does not constitute a comprehensive list.

NOTE: The standard analysis weight, ANALWT_C, should be used for all adult measures and years up through 2019. For estimating 2020 combined Quarters 1 and 4 data, the standard weight was renamed ANALWTQ1Q4_C because data were not collected for the full year. If combining 2020 data with data from prior years, the weight variable names would need to be renamed to be consistent across years before running analyses on the combined dataset using statistical software. This use of the weights applies to all adult measures unless otherwise noted with footnote 1.

NOTE: This table was finalized on October 6, 2021.

- ¹ To compare the 2008 data with the 2009 or subsequent years, the 2008 mental health half-sample analysis weight, MHSAWT_C, should be used in conjunction with the sample indicator (MHSAMP08=1) to subset to the 2008 WHODAS half-sample data.
- ² Starting with the 2017 NSDUH, the variable AMHOUTP3 was revised to define the logically assigned Yes level of having received outpatient mental health treatment/counseling in the past year as a system missing. The 2010-2016 NSDUHs originally had the logically assigned Yes level as a positive response as long as the respondent did not indicate an alternative source or invalid outpatient location as their only outpatient treatment location. The original version was renamed AMHOUTP3_O and will be available on 2010-2016 data files along with the revised version, AMHOUTP3.
- ³ Two versions of these variables exist for years 2002 through 2008. The original variables that end with a “2” have respondents who reported receiving no outpatient mental health coded as SAS® missing. The revised variables that end with a “3” have respondents who reported receiving no outpatient mental health coded as a “No” response. The two versions are not comparable.
- ⁴ These variables were created during the 2015 NSDUH. Note that these are not comparable for years prior to 2015 due to substance treatment at a specialty facility not being comparable as a result of the 2015 questionnaire changes.
- ⁵ These MH measures were excluded from the file due to disclosure risk.
- ⁶ The variables SMIPP_A and SMIYR_A were created for the 2005-2007 NSDUHs based on an alternative predictive model for a methodological report (Center for Behavioral Health Statistics and Quality, 2017). These exploratory variables were developed in an attempt to be comparable with SMI variables for 2008 and later NSDUHs; however, they are based on a different set of predictors. Users should consider the differences in methodology prior to making decisions on whether and how to use the SMI measure. For information on the creation of the mental illness variables, see the Recoded Mental Health codebook appendix.
- ⁷ SMIPP (a variable included in previous versions of the 2008-2011 data files) is based on the 2008 prediction model and SMIPP_U is based on the 2012 prediction model. Mental illness variables originally created from SMIPP have been replaced with similarly named variables based on SMIPP_U. For information on the creation of the mental illness variables, see the Recoded Mental Health codebook appendix.
- ⁸ Mental illness variables based on the 2012 prediction model have been created from 2008 and later years. For years 2008-2011, these revised variables have replaced the previously available mental illness variables. See the Recoded Mental Health codebook appendix for further details about these revised mental illness variables.
- ⁹ The 2008 and later years mental illness variables based on the 2012 prediction model and the 2005-2007 SMI variables based on an alternative model should not be used when analyzing variables for past year suicidal thoughts, past year MDE, the K6, or the WHODAS, nor should they be used when analyzing other variables closely linked with these variables (including past year suicide attempts, suicide plans, medical treatment for suicide attempts, lifetime MDE, serious psychological distress, or components used in the K6 or WHODAS scales). For more details, see the Recoded Mental Health codebook appendix.
- ¹⁰ Mild or Moderate Mental Illness is referred to as “AMI Excluding SMI” in the detailed tables.
- ¹¹ The variable names listed second were created starting with the 2020 NSDUH using the criteria from the *Diagnostic and Statistical Manual of Mental Disorders*, 5th edition (DSM-5; American Psychiatric Association, 2013), to define substance use disorder. Therefore, these 2020 combination variables are not comparable with the 2015-2019 variables that were based on the criteria from the *Diagnostic and Statistical Manual of Mental Disorders*, 4th edition (DSM-IV; American Psychiatric Association, 1994).

Source: SAMHSA, Center for Behavioral Health Statistics and Quality, National Survey on Drug Use and Health, 2002-2020.

Table G.3 Comparable Versions of Key Mental Health Measures for People Aged 18 or Older: 2002-2020

Mental Health Measure	Years Available					
	2002-2003	2004	2005-2007	2008	2009-2019	2020
Lifetime Major Depressive Episode			AJAMDELT	AJAMDELT	AMDELT	<i>AMDELT</i>
Past Year Major Depressive Episode			AJAMDEYR	AJAMDEYR	AMDEYR	<i>AMDEYR</i>
K6 Total Score in Worst Month of Past Year Based on Long Form Module	SMI_SUM	SPD_ASCR				
K6 Total Score in Worst Month of Past Year Based on Short Form Module		SPD_RSCR	SPD_USCR			
Worst K6 Total Score in Past Year ¹			K6SMXADJ	K6SCMAX	K6SCMAX	<i>K6SCMAX</i>
Past Year Serious Psychological Distress Indicator Based on Long Form Module	SMI	SPD_ADJ, SPD_UADJ ²				
Past Year Serious Psychological Distress Indicator Based on Short Form Module		SPD_RADJ	SPD_UADJ			
Past Year Serious Psychological Distress Indicator Based on Worst K6 Total Score			SPDYRADJ	SPDYR	SPDYR	<i>SPDYR</i>

K6 = six-item nonspecific psychological distress scale.

NOTE: All variables within a row are comparable across the years indicated, even if they have different names. For 2020, the variable names are the same but shown in italics to indicate that caution is advised about making direct comparisons between estimates in 2020 and those from prior survey years due to comparability of the data being unknown.

NOTE: The standard analysis weight, ANALWT_C, should be used for all adult measures and years up through 2019. For estimating 2020 combined Quarters 1 and 4 data, the standard weight was renamed ANALWTQ1Q4_C because data were not collected for the full year. If combining 2020 data with data from prior years, the weight variable names would need to be renamed to be consistent across years before running analyses on the combined dataset using statistical software. This use of these weights applies as described for all adult measures unless otherwise noted in footnote 2.

NOTE: This table lists only the adult mental health measures with adjusted versions for comparability across years.

NOTE: In the 2002 and 2003 NSDUHs, serious psychological distress was referred to as serious mental illness.

NOTE: This table was finalized on October 6, 2021.

¹ Worst K6 Total Score in Past Year is the maximum of K6 Total Score in Past Month (K6SCMON) and K6 Total Score in Worst Month of Past Year (K6SCYR).

² SPD_UADJ, restricted to the 2004 Sample A (Long Form), was used in the 2004 NSDUH detailed tables (Office of Applied Studies, 2005). SPD_ADJ was created so that comparisons of serious psychological distress based on the long form can be made between 2002, 2003, and the full 2004 sample. The standard analysis weight, ANALWT_C, should be used for SPD_ADJ, but for SPD_UADJ in 2004, the Sample A analysis weight, SPDWGHT_C, should be used in conjunction with the sample indicator that subsets to the 2004 Sample A data (ADLTSAMP=1).

Source: SAMHSA, Center for Behavioral Health Statistics and Quality, National Survey on Drug Use and Health, 2002-2020.

References

- Aldworth, J., Kott, P., Yu, F., Mosquin, P., & Barnett-Walker, K. (2012). Analysis of effects of 2008 NSDUH questionnaire changes: Methods to adjust adult MDE and SPD estimates and to estimate SMI in the 2005-2009 surveys. In *2010 National Survey on Drug Use and Health: Methodological resource book* (Section 16b, prepared for the Substance Abuse and Mental Health Services Administration, Contract No. HHSS283200800004C, RTI/0211838.108.006.024). Research Triangle Park, NC: RTI International. Retrieved from <https://www.samhsa.gov/data/>
- American Psychiatric Association. (1994). *Diagnostic and statistical manual of mental disorders* (DSM-IV) (4th ed.). Washington, DC: Author.
- American Psychiatric Association. (2013). *Diagnostic and statistical manual of mental disorders* (DSM-5) (5th ed.). Alexandria, VA: Author.
- Center for Behavioral Health Statistics and Quality. (2010). *Results from the 2009 National Survey on Drug Use and Health: Mental health findings* (HHS Publication No. SMA 10-4609, NSDUH Series H-39). Rockville, MD: Substance Abuse and Mental Health Services Administration. Retrieved from <https://www.samhsa.gov/data/>
- Center for Behavioral Health Statistics and Quality. (2013). *Results from the 2012 National Survey on Drug Use and Health: Mental health findings* (HHS Publication No. SMA 13-4085, NSDUH Series H-47). Rockville, MD: Substance Abuse and Mental Health Services Administration. Retrieved from <https://www.samhsa.gov/data/>
- Center for Behavioral Health Statistics and Quality. (2014). *Results from the 2013 National Survey on Drug Use and Health: Mental health detailed tables*. Retrieved from <https://www.samhsa.gov/data/>
- Center for Behavioral Health Statistics and Quality. (2017). *National Survey on Drug Use and Health: Statistical Models to Predict Mental Illness from 2005 to 2007*. Retrieved from <https://www.samhsa.gov/data/>
- Center for Behavioral Health Statistics and Quality. (2021a). *2020 National Survey on Drug Use and Health: Detailed tables*. Retrieved from <https://www.samhsa.gov/data/>
- Center for Behavioral Health Statistics and Quality. (2021b). *2020 National Survey on Drug Use and Health (NSDUH): Methodological summary and definitions*. Retrieved from <https://www.samhsa.gov/data/>
- Office of Applied Studies. (2005). *Results from the 2004 National Survey on Drug Use and Health: Detailed tables*. Retrieved from <https://www.samhsa.gov/data/>
- Substance Abuse and Mental Health Services Administration. (2021). *Key substance use and mental health indicators in the United States: Results from the 2020 National Survey on Drug Use and Health* (HHS Publication No. PEP21-07-01-003, NSDUH Series H-56). Rockville, MD: Center for Behavioral Health Statistics and Quality, Substance Abuse and Mental Health Services Administration. Retrieved from <https://www.samhsa.gov/data/>

Appendix H

Sample SUDAAN[®], SAS[®], and Stata Code and Public Use File Estimates

H.1 Introduction

This appendix provides several examples of SUDAAN[®] (and sometimes SAS[®] and Stata) code for generating estimates (means and totals along with the standard errors [SEs]), performing statistical tests of differences for means, calculating confidence intervals, and fitting linear or logistic regression models. Additionally, tables showing some estimates for alcohol use, tobacco product use, and serious mental illness (SMI) are included, using the 2020 National Survey on Drug Use and Health (NSDUH) public use file (PUF). PUF users can ensure that the 2020 PUF data are downloaded correctly, or that code is implemented correctly, by replicating estimates in these tables. Note that the examples in this appendix are created using variable names and data from the NSDUH PUF; thus, some variable names may differ when using the NSDUH restricted-use file (RUF). Also note that the estimates in these tables may differ from the estimates in the *Results from the 2020 National Survey on Drug Use and Health: Detailed Tables* at <https://www.samhsa.gov/data/>, which are based on RUF data. The exhibit number for each example and a description of the example are provided in [Table H.1](#).

Table H.1 Summary of SUDAAN[®], Stata, and SAS[®] Exhibits

SUDAAN Exhibit	Stata Exhibit	SAS Exhibit	Description
H.1	H.2	H.3	Produces estimates (including means, totals, and the respective standard errors)
H.4	H.5	H.6	Calculates the standard errors of totals produced in Exhibits H.1 to H.3 for domains forced to match their respective U.S. Census Bureau population estimates through poststratification during the weighting process
H.7			Performs statistical tests of differences between means
H.8			Calculates a confidence interval using estimates produced in Exhibit H.1
H.9			Calculates percentages and the associated standard errors
H.10			Performs logistic regression (for binary response variables)
H.11			Performs regression analysis (for continuous response variables)

NOTE: An empty cell indicates that no SAS or Stata example is provided for that specific topic.

H.2 Guide for Defining Options for Analyzing NSDUH Data

Before running SUDAAN procedures, the input dataset must be sorted by the nesting variables (VESTRQ1Q4_C and VEREP),¹ or the NOTSORTED option must be used for SUDAAN to create an internal copy of the input dataset properly sorted by the nesting variables. The SUDAAN procedure DESCRIPT can then be run to produce unweighted sample sizes and weighted (using ANALWTQ1Q4_C for the 2020 PUF or a pooled weight created for calculating annual averages) sample sizes, means, totals, SEs of means and totals, and *p* values for testing the differences between means and totals. Note for years 2019 and prior, the sample design stratum variable and PUF analysis weight variable are named VESTR and ANALWT_C, respectively. When pooled analysis is performed, users should create a new analysis weight variable that takes on the value of the analysis weight ANALWT_C for 2019 or prior and the value of the analysis weight ANALWTQ1Q4_C for 2020 respondents. Users should also create a new variance estimation stratum variable that takes on the value of VESTR for 2019 or prior and

¹ VESTRQ1Q4_C = variance estimation (pseudo) stratum, and VEREP = variance estimation (pseudo) replicate within stratum.

the value of VESTRQ1Q4_C for 2020 respondents. The variance estimation primary sampling unit within stratum variable VEREP is named the same for all years 2002 to 2020. For more information on using appropriate weights when producing annual averages of combined years of data, see the Special Types of Analyses section of the 2020 PUF codebook introduction at <https://datafiles.samhsa.gov/>. As noted in that section, data users should exercise caution when comparing estimates involving 2020 with estimates not involving 2020 data because, given the methodological changes that occurred in 2020, the independent reasons for differences in estimates from 2020 and prior years cannot be determined conclusively.

The SAS procedure SURVEYMEANS is used in [Exhibit H.3](#) (shown grouped with [Exhibits H.1](#) and [H.2](#) later in this appendix). Note that SAS also uses VESTRQ1Q4_C and VEREP as nesting variables; however, as previously noted, the data do not need to be sorted.

The options described in the following sections are specified within the SUDAAN and SAS examples to correctly produce estimates using NSDUH data. Stata and SAS commands can be run without the data being sorted; however, it should be noted that Stata code is case sensitive.

H.3 Design

Because of NSDUH's complex sample design, estimates are calculated using a method in SUDAAN that is unbiased for linear statistics. This method is based on multistage clustered sample designs where the first-stage (primary) sampling units are drawn with replacement. In SUDAAN, a user must specify DESIGN=WR (meaning with replacement). Note that with Stata and SAS, the design does not need to be indicated because the svyset command in Stata and the SURVEYMEANS procedure in SAS use Taylor linearized variance estimation as a default.

H.4 Nesting Variables

The NSDUH nesting variables (VESTRQ1Q4_C and VEREP) are used to capture explicit stratification and to identify clustering with the NSDUH data, which are needed to compute the variance estimates correctly. Two replicates per year were defined within each variance stratum (VESTRQ1Q4_C). In SUDAAN, users must use the NEST statement within one of the appropriate SUDAAN procedures. In the NEST statement, the variance stratum variable should be listed first, followed by the primary sampling unit variable; that is, the VESTRQ1Q4_C variable should be listed first, followed by the VEREP variable. In SAS, users must use the STRATA and CLUSTER statements within one of the appropriate SAS procedures. VESTRQ1Q4_C should be listed in the STRATA statement, and VEREP should be listed in the CLUSTER statement. The NEST statement in SUDAAN and the STRATA and CLUSTER statements in SAS will need to be used each time one of the appropriate SUDAAN or SAS procedures are used, respectively. In Stata, the nesting variables are specified in the svyset command.

H.5 Degrees of Freedom

The degrees of freedom (DDF in SUDAAN and dof in Stata) are 60 for the 2002 to 2013 NSDUH national estimates and 50 for the 2014 NSDUH and onward national estimates under the new sampling design established in the 2014 NSDUH. When combining any set of years of data (i.e., 2018 and 2019), the degrees of freedom remain the same as if the set were a single

year (e.g., 50 for national estimates) when these years are part of the same sample design. When combining a pair of years with different degrees of freedom (i.e., 2013 and 2014), the specific number of degrees of freedom can be computed by counting the unique values of VESTRQ1Q4_C or VESTR. For example, when producing estimates by combining data for 2018 and 2019, DDF=50 can be used because the sample design remained the same across those 2 years. When combining data for 2013 and 2014, DDF=110 because the sample design changed in 2014.

When comparing estimates in two domains with different degrees of freedom, researchers should err on the conservative side and use the smaller degrees of freedom. For example, when comparing 2013 estimates with 2014 estimates, use DDF=50. For details about degrees of freedom, see Section 6 in the 2019 statistical inference report.² To specify the degrees of freedom in SUDAAN, the DDF = option on the procedure statement is used. This option should be used each time one of the appropriate SUDAAN procedures is used to ensure correct calculations. The provided SAS exhibits do not include testing or calculation of confidence intervals; therefore, options for specifying degrees of freedom are not shown. In Stata, the degrees of freedom are specified as a design option in the svyset command, "dof(50)."

H.6 Design Effect

The option DEFT4 within SUDAAN provides the correct measure of variance inflation due to stratification (or blocking), clustering, and unequal weighting in NSDUH estimation. The design effect cannot be output directly from the SURVEYMEANS procedure in SAS.

H.7 Examples of SUDAAN, SAS, and Stata Code

H.7.1 Generation of Estimates

[Exhibits H.1](#), [H.2](#), and [H.3](#) demonstrate how to compute estimates for past month alcohol use by gender using (1) the SUDAAN DESCRIPT procedure, (2) the Stata svy: mean and svy: total commands, and (3) the SAS SURVEYMEANS procedure, respectively. The SUDAAN example includes code to compute the prevalence estimate (MEAN), SE of the mean (SEMEAN), weighted sample size (WSUM), unweighted sample size (NSUM), weighted total (TOTAL), and SE of the total (SETOTAL). The Stata svy: mean and svy: total commands and the SAS SURVEYMEANS procedure will produce the same estimates. Whether the SETOTAL is taken directly from SUDAAN or from Stata or SAS code depends on whether the specified domain (i.e., gender in this example) is among those forced to match their respective U.S. Census Bureau population estimates through the weight calibration process. For details about calculating the SE of totals, see the Variance Estimation of Estimated Numbers of Individuals section of the 2020 PUF codebook introduction at <https://datafiles.samhsa.gov/>. For examples of code to calculate the SEs of totals, see Section H.7.2 on Standard Errors of the Totals.

² Center for Behavioral Health Statistics and Quality. (2021). *2019 National Survey on Drug Use and Health methodological resource book, Section 13: Statistical inference report*. Retrieved from <https://www.samhsa.gov/data/>

Exhibit H.1 SUDAAN DESCRIPT Procedure (Mean Estimate and Standard Error Generation by Gender)

```
PROC SORT DATA=DATANAME; /*SAS code to sort output dataset by Nesting Variables*/
BY VESTRQ1Q4_C VEREP;
RUN;

PROC DESCRIPT DATA=DATANAME DDF=50 DESIGN=WR FILETYPE=SAS DEFT4;
/*Alternatively, the DDF may change if using data combined across several years*/
NEST VESTRQ1Q4_C VEREP;
WEIGHT ANALWTQ1Q4_C; /*Standard single-year, PUF person-level analysis weight.
Alternatively, a created pooled weight could be used here to produce annual averages
based on combined years of data.*/
VAR ALCMON; /*Past month alcohol use analysis variable*/
SUBGROUP IRSEX;
      /*Gender variable, where male=1 & female=2*/
LEVELS 2;
TABLES IRSEX; /*by gender*/

PRINT WSUM NSUM MEAN SEMEAN TOTAL SETOTAL / REPLACE STYLE=NCHS;
OUTPUT WSUM MEAN SEMEAN TOTAL SETOTAL NSUM DEFFMEAN /REPLACE
      NSUMFMT=F8.0 WSUMFMT=F12.0 MEANFMT=F15.10 SEMEANFMT=F15.10 DEFFMEANFMT=F15.10
      TOTALEFMT=F12.0 SETOTALEFMT=F12.0 FILENAME="OUT.SUDFILE";

TITLE "ESTIMATES OF PAST MONTH ALCOHOL USE BY GENDER";
RUN;
```

Note: The following CLASS statement could be used in place of SUBGROUP and LEVELS statements in the above example:

```
CLASS IRSEX;
```

Note: See Section H.7.2 on Standard Errors of the Totals and [Exhibit H.4](#) in this appendix for information on the correct calculation of standard errors of the total.

Exhibit H.2 Stata COMMANDS svy: mean and svy: total (Mean Estimate and Standard Error Generation by Gender)

```
use using ".\\dataname.dta", clear

/*Ensure all variables are lower case*/
rename *, lower

/*ID Nesting variables (VESTRQ1Q4_C and VEREP) and weight variable (ANALWTQ1Q4_C -
standard single-year, person-level analysis weight).*/
svyset verep [pw=analwtq1q4_c], strata(vestrq1q4_c) dof(50)

gen total_out=.
gen setotal=.
gen mean_out=.
gen semean=.
gen nsum=.
gen wsum=.
gen deffmean=.
```

(continued)

Exhibit H.2 Stata COMMANDS svy: mean and svy: total (Mean Estimate and Standard Error Generation by Gender) (continued)

```
/*Estimated means of past month alcohol use by gender*/

/*Gender variable, where male=1 & female=2*/
svy: mean alcmon, over(irsex)
matrix M=e(b) /*Store mean estimates in matrix M*/
matrix S=e(V) /*Store variances in matrix S*/
matrix N=e(_N) /*Store sample sizes in matrix N*/
matrix W=e(_N_subp) /*Store weighted sample sizes in matrix W*/

estat effects, deff srssubpop /*Obtain design effect*/
matrix D=e(deff) /*Store design effect in matrix D*/

/*Extract values stored in the M, S, N, W, and D matrices defined above to the
mean_out, semean, nsum, wsum, and deffmean variables. The loop ensures that the
appropriate values are extracted for each value of gender.*/
forvalues j=1/2 { /* number of gender categories*/
    replace mean_out=(M[1,`j']) if irsex==`j'
    replace semean=(sqrt(S[`j',`j'])) if irsex==`j'
    replace nsum=(N[1,`j']) if irsex==`j'
    replace wsum=(W[1,`j']) if irsex==`j'
    replace deffmean=(D[1,`j']) if irsex==`j'
}

/*Estimated Totals*/
svy: total alcmon, over(irsex)

matrix M=e(b) /*Store total estimates in matrix M*/
matrix S=e(V) /*Store variances in matrix S*/

/*Extract values stored in the M and S matrices defined above to the total_out and
setotal variables. The loop ensures that the appropriate values are extracted for value
of gender.*/

forvalues j=1/2 { /* number of gender categories*/
    replace total_out=(M[1,`j']) if irsex==`j'
    replace setotal=(sqrt(S[`j',`j'])) if irsex==`j'
}

keep wsum mean_out semean total_out setotal nsum deffmean irsex

duplicates drop irsex, force /*keep one record per subpopulation
of interest*/
```

(continued)

Exhibit H.2 Stata COMMANDS svy: mean and svy: total (Mean Estimate and Standard Error Generation by Gender) (continued)

```
/*Format wsum, mean_out, semean, total_out, settotal, nsum, and deffmean variables to control appearance in output.*/

format wsum %-12.0fc
format mean_out %-15.10f
format semean %-15.10f
format total_out %-12.0fc
format settotal %-12.0fc
format nsum %-8.0fc
format deffmean %-15.10f

/*Estimates of past month alcohol use by year and gender*/
list irsex wsum nsum mean_out semean total_out settotal
```

Note: See Section H.7.2 on Standard Errors of the Totals and [Exhibit H.5](#) in this appendix for information on the correct calculation of standard errors of the total.

Exhibit H.3 SAS SURVEYMEANS Procedure (Mean Estimate and Standard Error Generation by Gender)

```
TITLE "ESTIMATES OF PAST MONTH ALCOHOL USE BY GENDER";
PROC SURVEYMEANS DATA=DATANAME SUMWGT NOBS MEAN SUM;
STRATA VESTRQ1Q4_C; /*Nesting variable - strata*/
CLUSTER VEREP; /*Nesting variable - PSU*/
WEIGHT ANALWTQ1Q4_C; /*Standard single-year, PUF person-level analysis weight. Alternatively, a created pooled weight could be used here to produce annual averages based on combined years of data.*/
VAR ALCMON; /*Past month alcohol use analysis variable*/
DOMAIN IRSEX; /*Gender*/
           /*Gender variable, where male=1 & female=2*/
ODS OUTPUT DOMAIN=OUT.SASFILE;
RUN;
```

Note: See Section H.7.2 on Standard Errors of the Totals and [Exhibit H.6](#) in this appendix for information on the correct calculation of standard errors of the total.

H.7.2 Standard Errors of the Totals

The SE for the mean (or proportion) is obtained directly from SUDAAN and SAS in the output variables SEMEAN ([Exhibit H.1](#)) and STDERR ([Exhibit H.3](#)), respectively, and the SEMEAN is calculated in Stata by taking the square root of the variance ([Exhibit H.2](#)). However, to compute the SE of the totals, NSDUH implements different methods depending on whether the specified domain (i.e., gender in this example) is forced to match its respective U.S. Census Bureau population estimates through poststratification during the weighting process. For those domains that are free of sampling error, an alternative SE estimation method to using SUDAAN is applied to estimate the SE of the totals. In the Variance Estimation of Estimated Numbers of Individuals section of the 2020 PUF codebook introduction at <https://datafiles.samhsa.gov/>, [Table H.1](#) lists the demographic domains that use the alternative SE estimation method. For these domains (e.g., forced to match the U.S. Census Bureau population estimates), the SE of the total is calculated as SETOTAL (SE of controlled domain) = WSUM (weighted sample size) ×

SEMEAN (SE for the mean/proportion). For all other domains (e.g., those not forced to match the U.S. Census Bureau population estimates), the SE of the total is obtained directly from SUDAAN and SAS in the output variables SETOTAL and STDDEV, respectively. Because gender is one of the domains that uses the alternative SE estimation method, the SE of the totals would not be taken directly from the examples in [Exhibits H.1](#) through [H.3](#), but rather would be computed using the formula shown in [Exhibits H.4](#) through [H.6](#). Note that the formula is the same in [Exhibits H.4](#), [H.5](#), and [H.6](#). [Exhibit H.1](#) shows SUDAAN code, [Exhibits H.2](#) and [H.5](#) use Stata code, and [Exhibits H.3](#), [H.4](#), and [H.6](#) use SAS code.

Exhibit H.4 SAS Code Based on SUDAAN Output (Calculation of Standard Error [SE] of Totals Using the Alternative SE Estimation Method)

```

DATA ESTIMATE;
SET OUT.SUDFILE; /*input the output file from above SUDAAN procedure*/
/*****
Define SETOTAL for gender because it is a domain forced to match its respective U.S.
Census Bureau population estimates.
In the SUDAAN procedure in Exhibit A.1, IRSEX is in the subgroup
Statement with 2 levels indicated. Therefore, values for 0=total males &
females, 1=males, and 2=females are automatically produced.
*****/

IF IRSEX IN (0,1,2) THEN SETOTAL=WSUM*SEMEAN;

RUN;

```

Exhibit H.5 Stata Code Based on Stata Output (Calculation of Standard Error [SE] of Totals Using the Alternative SE Estimation Method)

```

generate setotal2=wsum*semean
replace setotal = setotal2 if inlist(irsex,1,2)
/*Note, Stata does not automatically produce overall estimates, i.e., irsex=0*/

```

Exhibit H.6 SAS Code Based on SAS Output (Calculation of Standard Error [SE] of Totals Using the Alternative SE Estimation Method)

```

DATA SASEST;
SET OUT.SASFILE; /*input the output file from above SAS procedure */

IF IRSEX IN (1,2) THEN SETOTAL=SUMWGT*STDERR;
/*Note, SAS does not automatically produce overall estimates, i.e., irsex=0*/

RUN;

```

H.7.3 Statistical Tests of Differences

Significance tests can be conducted on differences of prevalence estimates between two domains. For the SUDAAN example, testing of differences requires a separate PROC DESCRIPT run from the initial DESCRIPT run ([Exhibit H.1](#)) that produces the corresponding gender-specific estimates. Tests of differences can be generated using DESCRIPT's CONTRAST, PAIRWISE, or DIFFVAR statements. The SUDAAN example ([Exhibit H.7](#)) uses the DIFFVAR statement to test for differences of means between males and females of past month alcohol use estimates for all people aged 12 or older.

Exhibit H.7 SUDAAN DESCRIPT Procedure (Tests of Differences)

```
PROC DESCRIPT DATA=DATANAME DDF=50 DESIGN=WR FILETYPE=SAS;
/*Alternatively, the DDF may change if using data combined across several years*/
NEST VESTRQ1Q4_C VEREP;
WEIGHT ANALWTQ1Q4_C;
VAR ALCMON;
SUBGROUP IRSEX;
LEVELS 2;
  DIFFVAR IRSEX=(1 2) / NAME="MALES vs FEMALES";
PRINT WSUM NSUM MEAN SEMEAN T_MEAN P_MEAN /
  REPLACE STYLE=NCHS;
OUTPUT WSUM MEAN SEMEAN NSUM T_MEAN P_MEAN /
  REPLACE
  NSUMFMT=F8.0 WSUMFMT=F12.0 MEANFMT=F15.10 SEMEANFMT=F15.10 FILENAME="OUT.SUDTESTS";
TITLE "TESTS OF DIFFERENCES IN ESTIMATES OF PAST MONTH ALCOHOL BETWEEN MALES AND
FEMALES";
RUN;
```

Note: The following CLASS statement could be used in place of SUBGROUP and LEVELS statements in the above examples:

```
CLASS IRSEX;
```

When one or more contrasts are specified in SUDAAN, as in the DIFFVAR statement mentioned earlier, the output variable MEAN becomes the contrast mean where the number assigned to the output variable, CONTRAST, represents the tests in order of appearance in the SUDAAN code, and SEMEAN becomes the SE of the contrast mean. The examples provided earlier also output the t -statistic (T_MEAN) and the corresponding p value (P_MEAN).

H.7.4 Confidence Intervals

Confidence intervals can be calculated using means (MEAN) and SEs (SEMEAN) from PROC DESCRIPT in SUDAAN. After the means and SEs are obtained ([Exhibit H.1](#)), the code in [Exhibit H.8](#) can be used to create the 95 percent confidence intervals for means and totals.

Exhibit H.8 SAS Code Based on SUDAAN Output (Calculating a 95 Percent Confidence Interval)

```
DATA CI;
SET OUT.SUDFILE; /*output data from Exhibit A.1*/
T_QNTILE=TINV(0.975,50); /*define t-statistic*/
NUMBER=SEMEAN/(MEAN*(1-MEAN));
L=LOG(MEAN/(1-MEAN));

A=L-T_QNTILE*NUMBER;
B=L+T_QNTILE*NUMBER;

PLOWER=1/(1+EXP(-A));
PUPPER=1/(1+EXP(-B));
/*PLOWER AND PUPPER ARE THE 95% CIS ASSOCIATED WITH MEAN FROM SUDAAN*/
TLOWER=WSUM*PLOWER;
TUPPER=WSUM*PUPPER;
/*TLOWER AND TUPPER ARE THE 95% CIS ASSOCIATED WITH TOTAL FROM SUDAAN*/
RUN;
```

H.7.5 Calculating Percentages for Categories

[Exhibit H.9](#) demonstrates how to compute estimates corresponding to levels of a categorical variable. This example uses the number of days that marijuana was used in the past month among past month marijuana users. The variable that will be analyzed (MRJDAVS) is a categorical variable with days grouped into four levels (1 = 1-2 days, 2 = 3-5 days, 3 = 6-19 days, 4 = 20+ days). Because SUDAAN now needs to estimate percentages and SEs for each level of the variable instead of computing only one estimate for the variable overall, the CATLEVEL statement is introduced, and the PERCENT and SEPERCENT keywords replace the MEAN and SEMEAN keywords.

Exhibit H.9 SUDAAN DESCRIPT Procedure (Frequency of Use; i.e., Number of Days Used Substance in the Past Month among Past Month Users)

```
PROC DESCRIPT DATA=DATANAME DDF=50 DESIGN=WR FILETYPE=SAS DEFT4;
/*Alternatively, the DDF may change if using data combined across several years*/
NEST VESTRQ1Q4_C VEREP;
WEIGHT ANALWTQ1Q4_C; /*Standard single-year, PUF person-level analysis weight*/
VAR MRJMDAYS MRJMDAYS MRJMDAYS MRJMDAYS; /*Marijuana Use frequency in the past month
variable: 1=1-2 days, 2=3-5 days, 3=6-19 days, 4=20+ days, 5=did not use marijuana in the
past month*/
CATLEVEL 1 2 3 4; /*levels of MRJMDAYS to be shown in table*/
SUBGROUP MRJMON;
/*Past month marijuana use variable, where used in past month=1 & did not use in past
month=0*/
LEVELS 1;
TABLES MRJMON; /*Tables will show percents among marijuana users*/
PRINT WSUM NSUM PERCENT SEPERCENT TOTAL SETOTAL / REPLACE STYLE=NCHS;
OUTPUT WSUM PERCENT SEPERCENT TOTAL SETOTAL NSUM / REPLACE FILENAME="OUT.SUDFILE_FREQ";
TITLE "FREQUENCY OF MARIJUANA USE BY PAST MONTH MARIJUANA USERS";
RUN;
```


H.7.6 Regression Analysis

Multiple regression analysis can be implemented via PROC RLOGISTIC for logistic regression if the outcome is a binary variable or via PROC REGRESS for linear regression if the outcome is a continuous variable in SUDAAN to study the relationship between an outcome and several covariates. Parameters estimated will primarily include regression coefficients, SEs for beta coefficients, Wald chi-square test or *t*-test, *p* values, and odds ratios (for logistic regression only). [Exhibits H.10](#) and [H.11](#) demonstrate the SUDAAN syntax for such analyses using NSDUH PUF data. For details about regression analyses using SUDAAN, see the SUDAAN operations manual.³

Exhibit H.10 SUDAAN RLOGIST Procedure

```
/*Association between alcohol past month use and demographic variables, recode IRMARIT=99 to
IRMARIT=5*/
PROC RLOGIST DATA=DATANAME DDF=50 DESIGN=WR FILETYPE=SAS;
/*Alternatively, the DDF may change if using data combined across several years*/
NEST VESTRQ1Q4_C VEREP;
WEIGHT ANALWTQ1Q4_C;
REFLEVEL NEWRACE2 =1 EDUHIGHCAT=1 INCOME=1; /*Specify Reference Level if not using the default
level, by default, the last level is the reference level*/
SUBGROUP IRSEX NEWRACE2 IRMARIT EDUHIGHCAT INCOME;
LEVELS 2 7 5 5 4;
MODEL ALCMON=AGE2 IRSEX NEWRACE2 IRMARIT EDUHIGHCAT INCOME; /*Model Covariates, here AGE2 is
treated as a continuous variable*/
SETENV DECWIDTH=6 COLWIDTH=18;
PRINT BETA="BETA" SEBETA="STDERR" DEFT="DESIGN EFFECT" T_BETA="T:BETA=0" P_BETA="P-VALUE"/
RISK=ALL TESTS=DEFAULT T_BETAfmt=f8.2 WALDCHIFMT=f6.2 ORFMT=f10.2 LOWORFMT=f10.2 UPORFMT=f10.2
DFFMT=f7.0;
OUTPUT BETA SEBETA T_BETA P_BETA / REPLACE FILENAME="OUT.MODEL_OUTPUT";
TITLE " MODEL OF ALCMON ";
RUN;
```

Exhibit H.11 SUDAAN REGRESS Procedure

```
/*Association between Body Mass Index and demographic variables, recode IRMARIT=99 to
IRMARIT=5*/
PROC REGRESS DATA=DATANAME DDF=50 DESIGN=WR FILETYPE=SAS;
/*Alternatively, the DDF may change if using data combined across several years*/

NEST VESTRQ1Q4_C VEREP;
WEIGHT ANALWTQ1Q4_C;
REFLEVEL NEWRACE2 =1 EDUHIGHCAT=1 INCOME=1; /*Specify Reference Level if not using the default
level, by default, the last level is the reference level*/
SUBGROUP IRSEX NEWRACE2 IRMARIT EDUHIGHCAT INCOME;
LEVELS 2 7 5 5 4;
MODEL BMI2=AGE2 IRSEX NEWRACE2 IRMARIT EDUHIGHCAT INCOME; /*Model Covariates, here AGE2 is
treated as a continuous variable*/
SETENV DECWIDTH=6 COLWIDTH=18;
PRINT BETA="BETA" SEBETA="STDERR" DEFT="DESIGN EFFECT" T_BETA="T:BETA=0" P_BETA="P-VALUE"/
TESTS=DEFAULT T_BETAfmt=f8.2 WALDCHIFMT=f6.2 DFFMT=f7.0;
OUTPUT BETA SEBETA T_BETA P_BETA / REPLACE FILENAME="OUT.MODEL_OUTPUT";
TITLE " MODEL OF BMI2";
RUN;
```

³ RTI International. (2018). *SUDAAN*[®], Release 11.0.3 [computer software]. Research Triangle Park, NC: Author.

H.8 Examples of Selected 2020 PUF Tables

[Tables H.2](#), [H.3](#), and [H.4](#) on the following pages are examples of tables of estimates and SEs produced using the 2020 NSDUH PUF and are similar in format to the 2020 NSDUH detailed tables, which will be available online at <https://www.samhsa.gov/data/>.

Table H.2 Alcohol Use, Binge Alcohol Use, and Heavy Alcohol Use in the Past Month: Among People Aged 12 or Older; by Demographic Characteristics, Percentages and Standard Errors, 2020 NSDUH Public Use File Estimates

Demographic Characteristic	ALCOHOL USE		BINGE ALCOHOL USE		HEAVY ALCOHOL USE	
	Estimate	SE	Estimate	SE	Estimate	SE
TOTAL	49.5	0.53	21.7	0.45	6.2	0.23
AGE						
12-17	7.9	0.56	3.9	0.48	0.5	0.15
18-25	51.5	0.96	31.0	0.86	8.6	0.58
26 or Older	53.9	0.64	22.4	0.54	6.5	0.29
GENDER						
Male	51.9	0.74	24.2	0.66	8.0	0.42
Female	47.2	0.81	19.4	0.56	4.5	0.27
HISPANIC ORIGIN AND RACE						
Not Hispanic or Latino	51.0	0.61	21.4	0.45	6.4	0.23
White	54.7	0.71	22.4	0.51	7.0	0.28
Black or African American	44.3	1.67	20.8	1.24	5.3	0.71
American Indian or Alaska Native	32.5	5.56	17.3	3.89	7.0	2.83
Native Hawaiian or Other Pacific Islander	28.4	8.28	22.4	8.52	2.9	1.38
Asian	33.0	2.56	12.1	1.47	1.9	0.38
Two or More Races	41.2	3.16	21.1	3.03	7.2	1.73
Hispanic or Latino	42.2	1.60	23.5	1.40	5.3	0.65

PUF = public use file; SE = standard error that is associated with the PUF estimate.

NOTE: NSDUH PUFs are available for download at <https://datafiles.samhsa.gov/>.

NOTE: PUF estimates in this table might differ from the estimates in the "Tobacco Product and Alcohol Use" detailed tables available at <https://www.samhsa.gov/data/>, which are based on restricted-use data.

NOTE: Binge alcohol use is defined as drinking five or more drinks (for males) or four or more drinks (for females) on the same occasion (i.e., at the same time or within a couple of hours of each other) on at least 1 day in the past 30 days. In 2015, the definition for females changed from five to four drinks. Heavy alcohol use is defined as binge drinking on the same occasion on each of 5 or more days in the past 30 days; all heavy alcohol users are also binge alcohol users.

NOTE: No precision-based suppression rules have been applied to this table; users are encouraged to apply appropriate suppression rules as needed.

Source: SAMHSA, Center for Behavioral Health Statistics and Quality, National Survey on Drug Use and Health, Quarters 1 and 4, 2020.

Table H.3 Tobacco Product Use in Lifetime, Past Year, and Past Month: Among People Aged 12 or Older; by Demographic Characteristics, Percentages and Standard Errors, 2020 NSDUH Public Use File Estimates

Demographic Characteristic	LIFETIME		PAST YEAR		PAST MONTH	
	Estimate	SE	Estimate	SE	Estimate	SE
TOTAL	57.3	0.53	22.8	0.47	18.3	0.44
GENDER						
Male	63.9	0.73	27.9	0.74	22.3	0.67
Female	51.1	0.79	17.9	0.64	14.5	0.59
HISPANIC ORIGIN AND RACE						
Not Hispanic or Latino	59.8	0.54	23.9	0.51	19.4	0.52
White	65.2	0.63	24.6	0.61	19.6	0.58
Black or African American	47.8	1.55	25.1	1.25	21.3	1.24
American Indian or Alaska Native	64.0	5.83	44.8	6.02	39.1	5.97
Native Hawaiian or Other Pacific Islander	55.8	10.39	24.8	8.04	24.0	7.99
Asian	28.2	2.13	10.0	1.42	8.1	1.56
Two or More Races	59.7	3.07	30.2	2.64	26.4	2.52
Hispanic or Latino	45.3	1.50	17.4	0.92	13.1	0.87

PUF = public use file; SE = standard error that is associated with the PUF estimate.

NOTE: NSDUH PUFs are available for download at <https://datafiles.samhsa.gov/>.

NOTE: PUF estimates in this table might differ from the estimates in the "Tobacco Product and Alcohol Use" detailed tables available <https://www.samhsa.gov/data/>, at which are based on restricted-use data.

NOTE: Tobacco products include cigarettes, smokeless tobacco (i.e., snuff, dip, chewing tobacco, or snus), cigars, or pipe tobacco. Tobacco product use in the past year excludes past year pipe tobacco use but includes past month pipe tobacco use.

NOTE: No precision-based suppression rules have been applied to this table; users are encouraged to apply appropriate suppression rules as needed.

Source: SAMHSA, Center for Behavioral Health Statistics and Quality, National Survey on Drug Use and Health , Quarters 1 and 4, 2020.

Table H.4 Serious Mental Illness in the Past Year: Among Adults Aged 18 or Older; by Age Group and Demographic Characteristics, Percentages and Standard Errors, 2020 NSDUH Public Use File Estimates

Demographic Characteristic	TOTAL		AGED 18-25		AGED 26-49		AGED 50+	
	Estimate	SE	Estimate	SE	Estimate	SE	Estimate	SE
TOTAL	5.3	0.24	9.4	0.63	6.6	0.33	3.1	0.32
GENDER								
Male	4.0	0.30	6.3	0.62	5.1	0.44	2.3	0.47
Female	6.5	0.30	12.5	0.93	8.0	0.44	3.7	0.44
HISPANIC ORIGIN AND RACE								
Not Hispanic or Latino	5.6	0.25	10.1	0.77	7.1	0.34	3.2	0.37
White	6.0	0.31	12.0	0.88	8.2	0.46	3.2	0.41
Black or African American	4.4	0.77	3.6	0.74	4.5	0.82	4.6	1.64
American Indian or Alaska Native	7.2	2.95	8.5	5.24	9.2	4.74	3.5	3.50
Native Hawaiian or Other Pacific Islander	1.2	0.98	0.7	0.75	1.4	1.43	0.7	0.53
Asian	2.2	0.53	6.5	2.15	2.1	0.71	0.8	0.60
Two or More Races	8.6	1.83	15.4	4.39	9.8	2.25	3.0	2.45
Hispanic or Latino	4.2	0.44	6.7	1.07	4.6	0.61	2.1	0.52
HEALTH INSURANCE¹								
Private	4.3	0.24	10.3	0.82	5.1	0.32	2.1	0.33
Medicaid/CHIP ²	8.0	0.56	9.3	1.18	11.2	1.01	3.3	1.05
Other ³	4.4	0.52	7.9	2.28	12.5	2.04	3.3	0.53
No Coverage	5.6	0.69	6.6	1.11	6.1	0.90	3.5	1.38
CURRENT EMPLOYMENT								
Full-Time	4.3	0.25	9.4	0.99	4.9	0.32	1.6	0.31
Part-Time	7.1	0.60	9.7	0.89	8.9	1.03	3.6	1.05
Unemployed	8.2	1.17	12.5	2.07	7.9	1.81	4.3	2.42
Other ⁴	5.6	0.43	7.8	0.98	10.4	0.97	3.8	0.55

PUF = public use file; SE = standard error that is associated with the PUF estimate.

NOTE: NSDUH PUFs are available for download at <https://datafiles.samhsa.gov/>.

NOTE: PUF estimates in this table might differ from the estimates in the "Adult Mental Health" detailed tables available at <https://www.samhsa.gov/data/>, which are based on restricted-use data.

NOTE: Serious mental illness (SMI) aligns with *Diagnostic and Statistical Manual of Mental Disorders*, 4th edition (DSM-IV), criteria and is defined as having a diagnosable mental, behavioral, or emotional disorder, other than a developmental or substance use disorder. Estimates of SMI are a subset of estimates of any mental illness (AMI) because SMI is limited to persons with AMI that resulted in serious functional impairment. These mental illness estimates are based on a predictive model and are not direct measures of diagnostic status.

NOTE: No precision-based suppression rules have been applied to this table; users are encouraged to apply appropriate suppression rules as needed.

¹ Respondents could indicate multiple types of health insurance; thus, these response categories are not mutually exclusive.

² CHIP is the Children's Health Insurance Program. Individuals aged 19 or younger are eligible for this plan.

³ Other health insurance is defined as having Medicare, military-related health care, or any other type of health insurance.

⁴ The other employment category includes students, persons keeping house or caring for children full time, retired or disabled persons, or other persons not in the labor force.

Source: SAMHSA, Center for Behavioral Health Statistics and Quality, National Survey on Drug Use and Health, Quarters 1 and 4, 2020.