

2022 NATIONAL SURVEY ON DRUG USE AND HEALTH

PUBLIC USE FILE CODEBOOK

Substance Abuse and Mental Health Services Administration
Center for Behavioral Health Statistics and Quality
Rockville, Maryland 20857

November 6, 2024

2022 NATIONAL SURVEY ON DRUG USE AND HEALTH

PUBLIC USE FILE CODEBOOK

Contract No. HHSS283201700002C

Project No. 0215638

Deliverable 57

For questions about this codebook and data file, please e-mail
Marlon.Daniel@samhsa.hhs.gov.

Prepared for: Substance Abuse and Mental Health Services Administration,
Rockville, Maryland

Prepared by: RTI International, Research Triangle Park, North Carolina

Data File Name: puf2022_110424
November 6, 2024

Recommended Citation: Center for Behavioral Health Statistics and Quality.
(2024). *2022 National Survey on Drug Use and Health Public Use File
Codebook*, Substance Abuse and Mental Health Services Administration,
Rockville, MD

Table of Contents

Section	Page
<u>Introduction</u>	<u>i-1</u>
<u>1. NSDUH Overview</u>	<u>i-1</u>
<u>2. Codebook Overview</u>	<u>i-2</u>
<u>3. Confidentiality of Data</u>	<u>i-3</u>
<u>4. Organization of the Data File</u>	<u>i-4</u>
<u>5. History and Development</u>	<u>i-6</u>
<u>6. Questionnaire Changes for the 2022 NSDUH</u>	<u>i-8</u>
<u>7. Strengths and Limitations of NSDUH</u>	<u>i-9</u>
<u>8. Sample Design Overview</u>	<u>i-10</u>
<u>8.1 Stratification and Selection of First, Second, and Third Stage Sampling Units (Census Tracts, Census Block Groups, and Field Enumeration Segments)</u>	<u>i-12</u>
<u>8.2 Selection of Dwelling Units</u>	<u>i-13</u>
<u>8.3 Selection of Individuals</u>	<u>i-14</u>
<u>8.4 Sample Design Variables</u>	<u>i-14</u>
<u>9. Data Collection and Response Rates</u>	<u>i-15</u>
<u>10. Sample Weights</u>	<u>i-16</u>
<u>11. Public Use File Weight Calibration</u>	<u>i-18</u>
<u>12. Usable Interviews</u>	<u>i-19</u>
<u>13. Logical Editing</u>	<u>i-21</u>
<u>13.1 Editing Procedures for the Nicotine Section through the Methamphetamine Section</u>	<u>i-21</u>
<u>13.2 Editing Procedure for Prescription Drug Variables</u>	<u>i-23</u>
<u>13.3 Standard Code Conventions</u>	<u>i-24</u>
<u>14. Statistical Imputation</u>	<u>i-25</u>
<u>14.1 Imputation Indicators</u>	<u>i-26</u>
<u>14.2 Constraints and Consistency</u>	<u>i-28</u>
<u>15. Variance Estimation of Estimated Numbers of Individuals</u>	<u>i-29</u>
<u>16. Statistical Significance of Differences</u>	<u>i-32</u>
<u>17. Quality Assessment of Public Use File Estimates and Standard Errors</u>	<u>i-33</u>

List of Tables

Table	Page
1. <u>Demographic Domains for the Public Use File That Should Use the Alternative Standard Error Estimation Method for Calculating the Standard Errors of the Estimated Number of Individuals, Totals: 2022</u> i-31	i-31
2. <u>Past Month Marijuana Prevalence and Standard Error Ratios of the Public Use File Subsample to the Full Sample, by Seven Domains: 2022</u> i-34	i-34
3. <u>Past Year Heroin Prevalence and Standard Error Ratios of the Public Use File Subsample to the Full Sample, by Seven Domains: 2022</u> i-34	i-34
4. <u>Summary of NSDUH Suppression Rules</u> i-35	i-35

TABLE OF CONTENTS

TABLE OF CONTENTS

IDENTIFICATION.....	3
SAMPLE WEIGHTING AND ESTIMATION VARS	4
GEOGRAPHIC	5
COUNTY	5
SEGMENT	6
BLOCK	7
DEMOGRAPHICS	8
DEMOGRAPHICS	8
IMPUTED DEMOGRAPHICS	13
RECODED DEMOGRAPHICS.....	14
EDUCATION	16
RECODED EDUCATION.....	20
EMPLOYMENT.....	21
IMPUTED EMPLOYMENT.....	27
HOUSEHOLD COMPOSITION (ROSTER).....	28
PROXY INFORMATION.....	30
HEALTH INSURANCE	31
IMPUTED HEALTH INSURANCE.....	36
RECODED HEALTH INSURANCE.....	38
INCOME.....	39
IMPUTED INCOME	40
RECODED INCOME	42
SPECIAL TOPICS.....	43
RECODED SPECIAL TOPICS	50
SUBSTANCE USE	51
NICOTINE.....	51
NICOTINE DEPENDENCE.....	62
IMPUTED NICOTINE DEPENDENCE.....	68
ALCOHOL	69
CONSUMPTION OF ALCOHOL	74
RECODED CONSUMPTION OF ALCOHOL.....	83
MARIJUANA	87
MARKET INFORMATION FOR MARIJUANA.....	95
BLUNTS.....	101
COCAINE.....	105
CRACK.....	109
HEROIN	112
HALLUCINOGENS	116
INHALANTS.....	131
METHAMPHETAMINE.....	140
PAIN RELIEVERS SCREENER.....	144
PAIN RELIEVERS	145
TRANQUILIZERS SCREENER.....	154
TRANQUILIZERS	155
STIMULANTS SCREENER	161
STIMULANTS	162
SEDATIVES SCREENER.....	170
SEDATIVES.....	171
IMPUTED SUBSTANCE USE	177
RECENCY OF DRUG USE	177
PAST YEAR FREQUENCY OF USE	192
PAST MONTH FREQUENCY OF USE	195
AGE/DATE OF FIRST DRUG USE	201
RECODED DRUG USE	212
OTHER SUBSTANCE TOPICS.....	263
SPECIAL DRUGS.....	263
IMPUTED SPECIAL DRUGS	277
RECODED SPECIAL DRUGS	278
SUBSTANCE USE DISORDER	280
IMPUTED SUBSTANCE USE DISORDER.....	366
RECODED SUBSTANCE USE DISORDER.....	375
PRIOR SUBSTANCE USE	379
ALCOHOL AND DRUG TREATMENT	396
IMPUTED ALCOHOL AND DRUG TREATMENT.....	405
RECODED ALCOHOL AND DRUG TREATMENT.....	409
RISK/AVAILABILITY	415
RECODED RISK/AVAILABILITY.....	420

TABLE OF CONTENTS

<u>SOCIAL ENVIRONMENT</u>	<u>422</u>
<u>YOUTH EXPERIENCES</u>	<u>425</u>
<u>RECODED YOUTH EXPERIENCES</u>	<u>442</u>
<u>MENTAL HEALTH</u>	<u>449</u>
<u>ADULT MENTAL HEALTH</u>	<u>449</u>
<u>IMPUTED ADULT MENTAL HEALTH</u>	<u>459</u>
<u>RECODED ADULT MENTAL HEALTH</u>	<u>468</u>
<u>ADULT DEPRESSION</u>	<u>473</u>
<u>IMPUTED ADULT DEPRESSION</u>	<u>493</u>
<u>RECODED ADULT DEPRESSION</u>	<u>494</u>
<u>ADOLESCENT DEPRESSION</u>	<u>497</u>
<u>RECODED ADOLESCENT DEPRESSION</u>	<u>515</u>
<u>MENTAL HEALTH SERVICES UTILIZATION</u>	<u>521</u>
<u>IMPUTED MENTAL HEALTH SERVICES UTILIZATION</u>	<u>526</u>
<u>RECODED MENTAL HEALTH SERVICES UTILIZATION</u>	<u>529</u>
<u>OTHER TOPICS</u>	<u>533</u>
<u>HEALTH</u>	<u>533</u>
<u>RECODED HEALTH</u>	<u>548</u>
<u>EMERGING ISSUES</u>	<u>549</u>
<u>IMPUTED EMERGING ISSUES</u>	<u>553</u>
<u>RECODED EMERGING ISSUES</u>	<u>555</u>
<u>COVID-19</u>	<u>559</u>
<u>RECODED COVID-19</u>	<u>563</u>
<u>INTERVIEW INFORMATION</u>	<u>565</u>
<u>INDEX</u>	<u>566</u>

APPENDICES

<u>APPENDIX A</u>	<u>Drug Codes for Open-Ended Questions</u>
<u>APPENDIX B</u>	<u>Consolidated Drug OTHER Specify Tables</u>
<u>APPENDIX C</u>	<u>Nicotine Dependence and Substance Use Disorder</u>
<u>APPENDIX D</u>	<u>Recoded Mental Health</u>
<u>APPENDIX E</u>	<u>Recoded Depression Variable Documentation</u>
<u>APPENDIX F</u>	<u>Sample SUDAAN®, SAS®, and Stata Code and Public Use File Estimates</u>

Introduction

This codebook provides documentation for the 2022 National Survey on Drug Use and Health (NSDUH) public use data file. NSDUH is sponsored by the Center for Behavioral Health Statistics and Quality within the Substance Abuse and Mental Health Services Administration (SAMHSA) and is conducted by RTI International, Research Triangle Park, North Carolina.¹

Data users should take note of Section 3, Confidentiality of Data, and Section 17, Quality Assessment of Public Use File Estimates and Standard Errors. Section 3 provides specific information on statistical disclosure limitation procedures implemented to ensure confidentiality and quality of data. Section 17 cautions users about making informed policy decisions based on unreliable estimates and encourages users to apply precision-based suppression rules when using the public use file (PUF).

1. NSDUH Overview

NSDUH is an annual survey of the civilian, noninstitutionalized population of the United States aged 12 years or older. It is the primary source of statistical information on the use of tobacco, alcohol, prescription psychotherapeutic drugs (pain relievers, tranquilizers, stimulants, and sedatives), and other substances (e.g., marijuana, cocaine) by people aged 12 or older in that population. The survey also includes extensive information on substance use disorders (SUDs), substance use treatment, mental health issues, and mental health treatment.

In addition to this introductory text, a description of the 2022 survey, including more detailed information on sample issues, can be found in several NSDUH documents, which discuss methodological issues for 2022 or present 2022 key findings in tabular, graphical, and report formats:

- Center for Behavioral Health Statistics and Quality. (2023). *2022 National Survey on Drug Use and Health (NSDUH): Methodological summary and definitions*. <https://www.samhsa.gov/data/report/2022-methodological-summary-and-definitions>
- Center for Behavioral Health Statistics and Quality. (2023). *Key substance use and mental health indicators in the United States: Results from the 2022 National Survey on Drug Use and Health* (HHS Publication No. PEP23-07-01-006). <https://www.samhsa.gov/data/report/2022-nsduh-annual-national-report>
- Center for Behavioral Health Statistics and Quality. (2023). *Results from the 2022 National Survey on Drug Use and Health: Detailed tables*. <https://www.samhsa.gov/data/report/2022-nsduh-detailed-tables>
- Center for Behavioral Health Statistics and Quality. (forthcoming). *2022 National Survey on Drug Use and Health: Methodological resource book*. <https://www.samhsa.gov/data/report/nsduh-2022-methodological-resource-book-mrb>

¹ RTI International is a trade name of Research Triangle Institute. RTI and the RTI logo are U.S. registered trademarks of Research Triangle Institute.

2. Codebook Overview

This codebook is a guide to the 2022 public use data file. For each variable in the 2022 public use data file, it provides the variable name, a description of the variable, value codes and their meanings, and an unweighted univariate frequency distribution. Most of the variables originated directly as interview items and include information on questionnaire wording. For the subset of variables created from more than one variable, the codebook includes the source variables and recoding specifications for them. Case identification, sampling, and data collection variables are also included in the file and documented in the codebook. The variable names in this codebook are the variable names used in the public use dataset.

To a great extent, variable names indicate the meaning of each variable. As much as possible, variables are named consistently across survey years when the content of questions is identical or similar or when the specifications for creating variables are not altered. When a variable does not have the same name across years, this is an indication that there may be differences. Only variables that changed explicitly have been given new names. Because of overall methodology changes, do not make comparisons of 2022 data with NSDUH data from 2020 or earlier or pool 2022 data with NSDUH data from 2020 or earlier for analyses, even in situations where a variable name remained the same.

Documentation of the reasons for changing a variable's name can be found in comments above the specific variables and in corresponding appendix files within the codebook (if applicable). Typically, variable changes are documented the year they occur and in the following year if there are comparability issues to consider. However, the most current version of the documentation may not always describe relevant changes from years before that. Therefore, analysts who are doing a multiyear trend analysis are especially advised to examine documentation for all years of interest to identify any change over time that may affect the analysis of interest.² An analysis of trends is not recommended when using data where the impact of the questionnaire or methodological changes are confounded with true changes in the phenomenon being measured. If the change is considered minor and the likely impact on trend data would be minimal, then comparisons between years may be appropriate.

Analysts also are encouraged to refer to the instrument specifications for the 2022 survey in conjunction with their review of the codebook. The specifications for the 2022 survey provide detailed information about the logic governing how respondents were routed through the questions in the interview and changes to the instrument relative to the 2021 survey.³ The 2022 specifications for in-person and web-based data collection can be found on the SAMHSA website at <https://www.samhsa.gov/data/report/nsduh-2022-questionnaire>.

² A variable crosswalk (also referred to as a “comparability chart”) that identifies which NSDUH variables are comparable across study years is available on the Substance Abuse and Mental Health Data Archive (SAMHDA) web pages at <https://datafiles.samhsa.gov/>.

³ Center for Behavioral Health Statistics and Quality. (2020). *2021 National Survey on Drug Use and Health (NSDUH): Final CAI specifications for programming (English version)*. <https://www.samhsa.gov/data/report/nsduh-2021-questionnaire>

3. Confidentiality of Data

To protect the confidentiality of respondents in the 2022 NSDUH, the full analytic file of 71,369 individuals was treated using a statistical disclosure limitation method called MASSC,^{4,5,6} which consists of the following four major steps: Micro Agglomeration, optimal probabilistic Substitution, optimal probabilistic Subsampling, and optimal sampling weight Calibration. All directly identifying information (such as name, phone number, and address) on the file was eliminated. In addition, census region, state, and other geographic identifiers were removed. Moreover, the household link between respondents from the same household was not included in the PUF. The variable MODE that indicated whether the interview was administered via the web or in person was excluded from the PUF. In 2022, the variable QUARTER that indicated what period of the year the interview was administered was excluded from the PUF.

All other variables on the file were reviewed for the possibility of identifying a respondent by combining a number of variables at one time. Variables considered to have a high potential of personal identification, as well as a high value for analysis, were treated by standard procedures of categorization, top-and-bottom coding, and local suppression if deemed risky. Using the selected key identifying variables, data were partitioned into risk strata in the micro agglomeration step to control for the level of treatment based on the records' risk status in the subsequent MASSC steps. In addition, two other techniques were used in MASSC to introduce sufficient uncertainty for anyone who attempted to identify individuals and their confidential responses. First, on a random basis, a sample of records was drawn, and variables were substituted from a similar donor record. This step, referred to as substitution, introduces uncertainty about the identity of a record in the database. This process makes it difficult for an intruder to be certain that any record corresponds to a specific individual because some of the variables used to identify the record may have come from other individuals. Second, a portion of the records was randomly removed from the file to reduce the probability of determining that any known respondent was in the PUF. This step, referred to as subsampling, introduces further uncertainty about the presence of a target record in the database. The result is that there is a very small probability of identifying an individual from the file.

Substitution and subsampling were performed while simultaneously constraining the resulting or final file to a minimal increase in bias and a minimal decrease in precision for numerous estimates of drug use prevalence across several domains. In addition, to reduce the loss in precision caused by the two above-mentioned procedures, the weights on the final file were recalibrated to known totals from the entire restricted-use analytic file (for details, see

⁴ Singh, A. C. (2002). *Method for statistical disclosure limitation* (U.S. Patent Application Pub. No. US 2004/0049517A1). RTI International. The patent was granted in June 2006 (Patent No. US7058638B2).

⁵ Singh, A. C., Yu, F., & Dunteman, G. H. (2003). MASSC: A new data mask for limiting statistical information loss and disclosure. In *Proceedings of the Joint UNECE/EUROSTAT Work Session on Statistical Data Confidentiality, Luxembourg* (Working Paper No. 23, pp. 373-394). United Nations Statistical Commission and Economic Commission for Europe Conference of European Statisticians, European Commission Statistical Office of the European Communities (EUROSTAT).

⁶ Singh, A., Yu, F., & Wilson, D. H. (2004, August). Measures of information loss and disclosure risk under MASSC treatment of micro-data for statistical disclosure limitation. In *Proceedings of the 2004 Joint Statistical Meetings, American Statistical Association, Section on Survey Research Methods, Toronto, Canada* (pp. 4374-4381). American Statistical Association.

Section 11, Public Use File Weight Calibration). Under the MASSC framework, both disclosure risk and information loss are controlled simultaneously.

A further disclosure control procedure includes the treatment of the design variables on the full restricted-use analytic data file, namely VEREP (variance estimation [pseudo] replicate within stratum) and VESTR (variance estimation [pseudo] stratum). These replicate and stratum identifiers were treated by coarsening, substitution, and scrambling to produce the versions of the design variables included on the PUF. Similar to the 2014-2021 PUFs, the 2022 PUF's variance estimation stratum variable VESTR_C was aggregated into 50 pseudo-strata due to the sample redesign since the 2014 NSDUH, whereas in 2013 and prior years, there were 60 pseudo-strata. Additionally, certain variables were recoded (e.g., by collapsing of rare levels), collapsed (e.g., by combining low frequency variables) to make composite variables, or locally suppressed (e.g., by setting to missing values) for confidentiality reasons. Note that the age variable AGE2 in 2020 and prior years' PUFs was replaced by AGE3 with fewer categories for the 2021 and 2022 PUFs.

These statistical disclosure limitation methods have been implemented in such a way that the PUF continues to be representative of civilian members of the noninstitutionalized population in the United States. The 2022 PUF contains 59,069 records.

For a quality assessment of the 2022 PUF estimates based on select measures, refer to Section 17, Quality Assessment of Public Use File Estimates and Standard Errors. Also note that in Section 17, PUF users are encouraged to apply NSDUH suppression rules that were applied to all NSDUH detailed tables (or something similar) before disseminating estimates from the PUFs to ensure that only reliable PUF estimates are used in making policy decisions.

4. Organization of the Data File

The PUF described here is made available as an ASCII file with 2,605 variables and 59,069 observations. *Three program files are made available to read the ASCII file into SAS, SPSS, or Stata. The file also is made available as a SAS transport (CPORT) file, SPSS system file, Stata system file, and ASCII tab-delimited file. All of the data and program files are available from SAMHDA at <https://datafiles.samhsa.gov/>.*

Variables in the codebook are organized in sections by subject matter. Beginning with the demographics section, section names that do not begin with “imputed” or “recoded” contain edited variables and correspond directly to sections of the questionnaire. Where applicable, sections containing imputation-revised and recoded variables follow the section of their corresponding edited variables. For example, the recoded education section follows the education section, and the imputed employment section follows the employment section.

Where imputed or recoded variables are provided, users are encouraged to use them to produce estimates rather than using raw or edited variables from the interview.

The order of the variable sections in the codebook was revised for the 2022 codebook and does not correspond to the order of the questionnaire. The first portion of the codebook consists of documentation for case identification, sampling and weighting, and geographic variables.

Next is documentation for demographic variables including education, employment, health insurance, and income.

After demographic variables, the next section consists of documentation for edited variables from drug sections and sections related to those drugs. For example, documentation for the consumption of alcohol section follows documentation for the alcohol section. Physical and mental health sections follow that. The final part of the codebook contains variables related to household roster and interview information.

As much as possible, the codebook shows the key source variables used in creating edited, imputed, or recoded variables. For most edited variables, the codebook indicates in parentheses the question names from the NSDUH instrument that were most relevant for creating it. This allows users to more easily find source questions in the 2022 questionnaire and the context and logic that produced the variable.

Most edited variables contain missing data; see Section 13.3, Standard Code Conventions, for a description of the codes given to different types of missing data for edited variables. For edited variables, the number of observations assigned to each missing data code is included in the unweighted frequency distributions for those variables.

Imputation-revised variables are included for selected demographic variables, drug use variables, SUD variables, substance use treatment location and type variables, mental health services utilization location and type variables, and adult mental health measures. These imputed variables are in separate sections following the edited variables. Missing values for all imputation-revised variables have been imputed using the statistical imputation procedures described in Section 14, Statistical Imputation. Imputation indicators are provided for each variable so that users may easily determine whether an observation contains data from the questionnaire or from an imputed value.

The edited and/or imputed variables are used as source variables for the recoded variables. In many cases, imputed variables were not created, and recoded variables based directly on edited variables may still have missing values. The missing data codes contained in the source variables and defined in Section 13.3, Standard Code Conventions, are recoded to the standard missing code (.) for recoded variables. It is intended that cases containing these missing codes be excluded from an analysis.

Within the recoded sections of the codebook, detailed information is provided in the variable documentation about how levels of source variables are used to define recoded variables. Note that for recoded variables that include “OTHER, Specify” data or logically assigned data (as defined in Section 13.3, Standard Code Conventions), values may be listed in the documentation that do not exist for the current survey year. Because of fluctuations in the data, source variable values may not exist consistently across years. However, to aid in cross-year analyses, all possible source variable values have been retained in the documentation. For example, a recoded variable may document a “yes” using both source variable values of “1 = Yes” and “3 = Logically Assigned Yes,” even if the “3” is not applicable for the current survey year. To alert users, notes have been placed at the top of recoded sections containing variables that include source values even if they do not apply to the current survey year.

5. History and Development

The primary purpose of NSDUH is to measure the prevalence and correlates of substance use and mental health issues in the United States. The survey started in 1971 and was conducted periodically until 1990 when it became an annual survey. Since 1991, the target population has been the civilian, noninstitutionalized population of the United States aged 12 or older at the time of the survey. Currently, PUFs are available for surveys from 1979 onward.

Since 1971, NSDUH has undergone many changes. The most notable changes and the impacts of those changes are listed below:

- 1999
 - The survey sample switched from a national sample design to a 50-state design with an independent, multistage area probability sample for each of the 50 states and the District of Columbia.
 - The method of data collection changed from a paper questionnaire administration to computer-assisted interviewing (CAI), using a combination of computer-assisted personal interviewing (CAPI) conducted by field interviewers (FIs) and audio computer-assisted self-interviewing (ACASI).
 - Due to these changes, only limited comparisons can be made between data from the redesigned surveys starting in 1999 and onward and data obtained from surveys prior to 1999.
- 2002
 - The survey's name was changed from the National Household Survey on Drug Abuse (NHSDA) to the National Survey on Drug Use and Health (NSDUH).
 - Each NSDUH respondent was offered an incentive of \$30, initially resulting in improved survey response rates.
 - New population data from the 2000 decennial census became available for use in NSDUH's sample weighting procedures.
 - The 2002 data constituted a new baseline for tracking trends in substance use and other measures. It is not considered appropriate to make comparisons of the 2002 and later years' estimates with 2001 and earlier NHSDA estimates. If comparisons such as these are made, it is recommended they be interpreted with caution.⁷
- 2015
 - The questionnaire underwent a partial redesign in 2015 to improve the quality of the NSDUH data and to address the changing needs of policymakers and researchers with regard to substance use and mental health issues. Details on these changes can be found in the 2015 codebook and other reports.
 - The number of allowable characters in a variable name was expanded for new variables created for 2015. Specifically, the number of allowable characters was expanded from a limit of 8 characters in 2014 and prior years to limits in 2015 of

⁷ Office of Applied Studies. (2003). *Results from the 2002 National Survey on Drug Use and Health: National findings* (HHS Publication No. SMA 03-3836, NSDUH Series H-22). Substance Abuse and Mental Health Services Administration.

up to 9 characters for edited variables, up to 11 characters for imputed variables, and up to 12 characters for recoded variables.

- The partial questionnaire redesign in 2015 caused many estimates to break trends. For more information on the effects of questionnaire changes since 2015 on trends, see the codebook variable notes or related NSDUH reports.^{8,9,10}
- 2020
 - SAMHSA suspended in-person data collection on the 2020 NSDUH on March 16, 2020, because of the coronavirus disease 2019 (COVID-19) pandemic. A small-scale data collection effort was conducted in July 2020 to assess the feasibility of safely resuming in-person data collection. To reduce the impact on NSDUH data collection, web-based interviewing became the primary mode of NSDUH data collection in Quarter 4 of 2020 (i.e., October to December). Conventional in-person data collection was carried out wherever it was considered safe to do so based on county- and state-level COVID-19 metrics.
 - The two modes of data collection yielded differences in response and nonresponse patterns, which, in turn, led to changes in various aspects of data processing, such as weighting.
 - Substance use disorder (SUD) questions were revised to be consistent with the *Diagnostic and Statistical Manual of Mental Disorders*, 5th edition (DSM-5),¹¹ criteria for SUD.
 - New questions were added to the survey in Quarter 4 to measure COVID-19-related metrics, such as virtual healthcare visits.
 - Given the differences in data collection periods, modes, and other methodological procedures between 2020 and prior NSDUH years, comparisons of 2020 estimates with those of prior years of NSDUH are discouraged.
- 2021
 - The 2021 survey continued the use of multimode data collection procedures (i.e., via the web or in person in eligible locations) that were first implemented in October 2020 for the 2020 NSDUH. Multimode data collection was used for the entire 2021 NSDUH sample.

⁸ Center for Behavioral Health Statistics and Quality. (2016). *2015 National Survey on Drug Use and Health: Summary of the effects of the 2015 NSDUH questionnaire redesign: Implications for data users*. <https://www.samhsa.gov/data/report/summary-effects-2015-nsduh-questionnaire-redesign-implications-data-users>

⁹ Center for Behavioral Health Statistics and Quality. (2015). *National Survey on Drug Use and Health: 2014 and 2015 redesign changes*. <https://www.samhsa.gov/data/report/national-survey-drug-use-and-health-2014-and-2015-redesign-changes>

¹⁰ Center for Behavioral Health Statistics and Quality. (2016). *2015 National Survey on Drug Use and Health: Methodological summary and definitions*. <https://www.samhsa.gov/data/report/2015-national-survey-drug-use-and-health-methodological-summary-and-definitions>

¹¹ American Psychiatric Association. (2013). *Diagnostic and statistical manual of mental disorders* (5th ed.).

- Methodological investigations led to the conclusion that estimates based on multimode data collection in 2021 are not comparable with estimates from 2020 or prior years.¹²

6. Questionnaire Changes for the 2022 NSDUH

The following changes were made to the 2022 NSDUH instruments relative to 2021.

- For the in-person mode, the question for whether respondents were male or female was changed from being recorded by FI observation to being a question administered by FIs that respondents were required to answer.
- Several changes were made to the questions on race. The response options were reordered to appear in alphabetical order and to include more examples. A separate follow-up question for specific ethnicities was included if respondents reported that they were Native Hawaiian or Other Pacific Islander rather than presenting these specifics in the initial question. The “Other” race response option was removed. Respondents were asked to specify which racial group best described them only if they answered the race question as “don’t know.”
- The tobacco section of the questionnaire was renamed the nicotine section and several changes were made. Questions regarding type of cigarettes, length of cigarettes, and brands of cigarettes, smokeless tobacco, and cigars used most often during the past 30 days were removed from the questionnaire. The logic for asking whether respondents smoked menthol cigarettes most often or smoked a “roll-your-own” cigarette in the past 30 days was updated to reflect the removal of the questions about cigarette brands. Questions about the likelihood of youths aged 12 to 17 to smoke a cigarette if offered by a best friend and at any time in the next 12 months were moved to the youth experiences section. Questions about lifetime and recency of nicotine vaping were moved to the nicotine section from the emerging issues section, with updates to skip logic and the addition of new questions for the initiation of nicotine vaping and the number of days that respondents vaped nicotine in the past 30 days.
- Several changes were made to the marijuana section of the questionnaire. New questions were added about CBD or hemp products made from hemp plants, and new questions were added about the ways in which respondents used marijuana or cannabis products in the past 12 months and past 30 days. Questions asking whether marijuana use was recommended by a doctor or health professional were moved to the marijuana section from the blunts section. The response option for “0” days was removed as an allowable response for the number of days used in the past 30 days asked of respondents who reported use within the past 30 days.
- The drug treatment section of the questionnaire was updated and renamed the alcohol and drug treatment section. Updates included significant revisions such as changes to skip logic impacting which respondents were routed to questions in the section, new questions regarding receipt of detoxification services, and changes to question wording, ordering, and formatting.

¹² Chapter 6 of the 2021 Methodological Summary and Definitions discusses these investigations. See <https://www.samhsa.gov/data/report/2021-methodological-summary-and-definitions>.

- The adult mental health service utilization and youth mental health service utilization sections were combined, updated, and renamed the mental health services utilization section. The revised section included terminology updates and new treatment options and was restructured to parallel the changes in the revised alcohol and drug treatment section.
- In the emerging issues section of the questionnaire, new questions were added to measure lifetime use and most recent use of illegally made fentanyl (IMF) and lifetime use and most recent use of IMF with a needle. In addition, questions related to lifetime use and most recent use of vaping any substance were removed, affecting the skip logic for questions on lifetime use and most recent use of vaping of flavoring.
- Substantial revisions were made to the market information for marijuana section, including the addition of new questions, changes to question wording and format, and changes to skip logic that impacted which populations were asked questions.

7. Strengths and Limitations of NSDUH

NSDUH is the primary nationally representative source of annual estimates of drug use and mental illness among civilian members of the noninstitutionalized population in the United States. The large and dispersed NSDUH sample enables not only national estimate areas but also state- and substate-level estimate areas.

Most of the NSDUH questions administered in person are administered with ACASI, which is designed to provide the respondent with a highly private and confidential mode for responding to questions. This increases the level of honest reporting of illicit drug use and other sensitive or stigmatized behaviors. Web respondents are asked to be in a private location within the home and to affirm before starting that they are in a private location for a similar outcome.

Although NSDUH is useful for many purposes, it has certain limitations. First, the data are based on self-reports of drug use, and their value depends on respondents' truthfulness and memory. Although some experimental studies have established the validity of self-reported data in similar contexts and NSDUH procedures were designed to encourage honesty and recall, some underreporting and overreporting may take place. For instance, to aid respondent recall, the prescription drug questions in 2022 allowed respondents to report any use or misuse in the past 12 months of specific related medications (e.g., the tranquilizers Xanax[®], Xanax[®] XR, generic alprazolam, and generic extended-release alprazolam). These self-reports capture information on the use or misuse of prescription drugs that contain a given active ingredient. However, these self-reports are not necessarily accurate for identifying the exact drugs respondents took, especially when respondents identify certain drugs by their brand names (e.g., if a respondent actually took the generic drug alprazolam but reported use or misuse of the brand name tranquilizer Xanax[®] because of name recognition). For this reason, the PUF includes recoded variables for subtypes of related prescription drugs (e.g., alprazolam products) but, with few exceptions, does not include variables for individual prescription drugs.

Second, the survey is cross-sectional rather than longitudinal. That is, individuals were interviewed only once and were not followed for additional interviews in subsequent years. Each year's survey, therefore, provides an overview of the prevalence of drug use at a specific point in

time rather than a view of how drug use changes over time for specific individuals. Variables about first use and recency of use are based on current memory rather than past data collection.

Third, because the target population of the survey is the civilian, noninstitutionalized population of the United States, a small proportion (approximately 3 percent) of the population is excluded.¹³ The subpopulations excluded are members of the active-duty military and people in institutional group quarters (e.g., hospitals, prisons, nursing homes, treatment centers). Because of the sampling methods used, people who were homeless and living in a place without a fixed address were also excluded. If the drug use of these groups differs from that of the civilian, noninstitutionalized population, NSDUH may provide slightly inaccurate estimates of substance use and mental health in the total population. This may be particularly true for prevalence estimates for less commonly used drugs, such as heroin.

Fourth, due to methodological issues, the 2021 NSDUH estimates are not comparable or combinable with estimates from 2020 or prior years. Therefore, 2022 NSDUH estimates also should not be compared with estimates prior to 2021.

8. Sample Design Overview

The 2022 NSDUH sample design is part of a multiyear, coordinated design that was developed for the 2014-2022 NSDUHs. The coordinated sample design is state-based, with an independent, multistage area probability sample within each state and the District of Columbia. States were the first level of stratification. Each state was further stratified into approximately equally populated state sampling regions (SSRs). Creation of the multistage area probability sample then involved selecting census tracts within each SSR (Stage 1), census block groups within census tracts (Stage 2), and area segments (i.e., a collection of census blocks) within census block groups (Stage 3). Finally, dwelling units (DUs) were selected within segments (Stage 4), and (within each selected DU) up to two residents who were at least 12 years old were selected for the interview (Stage 5). The complete sample design is documented in the *2022 National Survey on Drug Use and Health (NSDUH) Methodological Resource Book, Section 2: Sample Design Report*.¹⁴

The coordinated design also includes a 50 percent overlap in sampled areas or segments between each 2 successive years from 2014 through 2022.¹⁵ The overlap is intended to increase the precision of estimates in year-to-year trend analyses because of the expected positive correlation resulting from the overlapping sample between successive survey years. The 50 percent overlap of segments also significantly reduces field enumeration or listing costs because DU frames need to be constructed for only the new panel of segments each survey year. For the

¹³ Information from the 2010 census suggests that the civilian, noninstitutionalized population includes at least 97 percent of the total U.S. population. See the following reference: Lofquist, D., Lugaila, T., O'Connell, M., & Feliz, S. (2012, April). *Households and families: 2010* (C2010BR-14, 2010 Census Briefs). <https://www.census.gov/content/dam/Census/library/publications/2012/dec/c2010br-14.pdf>

¹⁴ Center for Behavioral Health Statistics and Quality. (2023). *2022 National Survey on Drug Use and Health (NSDUH) methodological resource book, Section 2: Sample design report*. <https://www.samhsa.gov/data/report/nsduh-2022-sample-design-report>

¹⁵ In segments used in 2 successive years, only addresses not sampled in the first year may be included in the second year's sample.

2022 survey, an address-based sampling (ABS) frame¹⁶ was used for a portion of the segments, which further reduced listing costs.

The 2022 NSDUH hybrid field enumeration and ABS approach evaluated census block groups selected at the second stage of selection using a set of ABS coverage criteria. If the census block group met all coverage criteria, the ABS frame was used for the census block group. If the census block group failed one or more coverage criteria, a smaller area (one or more census blocks) was selected, and field enumeration was used to construct the DU frame, as in earlier years. The “segment” is the geographic area for which the DU frame is constructed, which in ABS segments are second-stage sampling units and in field enumeration segments are third-stage sampling units. For the remainder of this codebook, “segment” refers to both ABS segments and field enumeration segments if no distinction is made.

The 2014-2022 design allows for computation of estimates by state in all 50 states and the District of Columbia. The design also includes a cost-efficient sample allocation to the largest states, while providing a sufficient sample size in each of the smaller states to support small area estimation at the state and substate levels. The sample is designed to yield 4,560 completed interviews in California; 3,300 completed interviews each in Florida, New York, and Texas; 2,400 completed interviews each in Illinois, Michigan, Ohio, and Pennsylvania; 1,500 completed interviews each in Georgia, New Jersey, North Carolina, and Virginia; 967 completed interviews in Hawaii; and 960 completed interviews in each of the remaining 37 states and the District of Columbia—for a total national target sample size of 67,507. This large target sample size permits SAMHSA to report precise estimates for demographic subgroups at the national level without needing to oversample specially targeted demographics other than age groups. Because geographic identifiers like state are not on the 2022 PUF, only national analysis of data is possible.

Because of the continued impact of COVID-19 and for comparability with the 2021 NSDUH, the 2022 NSDUH used a combination of web and in-person data collection methods (i.e., multimode data collection). At the beginning of each calendar quarter, sample dwelling units (SDUs) were mailed an invitation to participate via the web. FIs began following up with pending SDUs several days later. Throughout each quarter, respondents had the option of participating via the web as long as they had not already participated in person. To ensure the national target sample size was met, very large DU samples were selected and released for multimode data collection. In addition, in Quarter 3, a supplemental sample was selected from area segments from a prior NSDUH sample. As a result of multimode data collection and large DU samples, the achieved sample size (i.e., completed interviews) for the 2022 survey was 71,369 individuals. For more information on the impact of COVID-19 on the sample design, see the 2022 Sample Design Report.

¹⁶ ABS frames consist of residential addresses purchased from a licensed vendor and are based on U.S. Postal Service files.

8.1 Stratification and Selection of First, Second, and Third Stage Sampling Units (Census Tracts, Census Block Groups, and Field Enumeration Segments)


Within each state, sampling strata called SSRs were formed. Based on a composite size measure, states were partitioned geographically into roughly equally sized regions. In other words, regions were formed such that each area within a state yielded, in expectation, roughly the same number of interviews during each data collection period. The partitioning divided the United States into a total of 750 SSRs, resulting from 36 SSRs in California; 30 SSRs each in Florida, New York, and Texas; 24 SSRs each in Illinois, Michigan, Ohio, and Pennsylvania; 15 SSRs each in Georgia, New Jersey, North Carolina, and Virginia; and 12 SSRs each in the remaining 38 states and the District of Columbia.

The first stage of selection for the 2014-2022 NSDUHs was census tracts. This stage of selection began with the construction of an area sample frame that contained one record for each census tract in the United States. If necessary, census tracts were aggregated within SSRs until each tract¹⁷ met the minimum DU¹⁸ requirement. In California, Florida, Georgia, Illinois, Michigan, New Jersey, New York, North Carolina, Ohio, Pennsylvania, Texas, and Virginia, this minimum size requirement was 250 DUs in urban areas and 200 DUs in rural areas.¹⁹ In the remaining states and the District of Columbia, the minimum requirement was 150 DUs in urban areas and 100 DUs in rural areas. These census tracts served as the primary sampling units (PSUs) for the coordinated 9-year sample.

Before selecting census tracts, additional implicit stratification was achieved by sorting the PSUs by a CBSA/SES²⁰ (core-based statistical area/socioeconomic status) indicator²¹ and by the percentage of the population who are not Hispanic or Latino and White. From this well-ordered sample frame, 48 census tracts per SSR were selected with probabilities proportionate to a composite size measure and with minimum replacement.

For the second stage of selection, adjacent census block groups were collapsed as needed within selected census tracts. The block groups were required to have the same minimum number of DUs as the census tracts from which they were selected (150 or 250 in urban areas and 100 or 200 in rural areas, according to state). The resulting block groups were then sorted in

¹⁷ For the remainder of the discussion, first-stage sampling units are referred to as “census tracts” even though each first-stage sampling unit contains one or more census tracts.

¹⁸ DU counts were obtained from the 2010 decennial census data supplemented with revised population counts from Claritas (see <https://www.claritas.com/> )

¹⁹ The basis for the differing minimum DU requirement in urban and rural areas is that it is more difficult to meet the requirement in rural areas, 100 DUs are sufficient to support one field test and two main study samples in the smaller states, and 200 DUs are sufficient to support three samples in the larger sample states.

²⁰ CBSAs include metropolitan and micropolitan statistical areas, as defined in the following reference: Office of Management and Budget. (2009, December 1). *OMB Bulletin No. 10-02: Update of statistical area definitions and guidance on their uses*.

<https://obamawhitehouse.archives.gov/sites/default/files/omb/assets/bulletins/b10-02.pdf>

²¹ The CBSA/SES indicator was defined using 2006-2010 American Community Survey (ACS) estimates, 2010 census data, and the December 2009 CBSA definition. Four categories are defined as follows: (1) CBSA/low SES, (2) CBSA/high SES, (3) non-CBSA/low SES, and (4) non-CBSA/high SES.

the order in which they were formed, and one census block group²² was selected per selected census tract with probability proportionate to a composite size measure.

The selection of census block groups at the second stage of selection allowed a transition to a hybrid field enumeration and ABS frame for the 2022 NSDUH. Because of the improved efficiency of ABS frame construction, the smallest selected geographical areas can be larger than they are with field enumeration, and using census block groups instead of smaller segments reduces the clustering effect on the estimates, improving precision. For these reasons, census block groups selected at the second stage of selection served as ABS segments for the 2022 NSDUH.

Because census block groups generally exceed the minimum DU requirement, one smaller geographic area was selected within each sampled census block group for field enumeration when needed. For this third stage of sampling, each selected census block group was partitioned into small geographic areas composed of adjacent census blocks. These geographic clusters of blocks are the tertiary sampling units for the coordinated sample design. Again, to support the overlapping sample design and any special supplemental sample or field test SAMHSA might wish to conduct, field enumeration segments were formed to contain a minimum of 150 or 250 DUs in urban areas and 100 or 200 DUs in rural areas, according to state.

When third state sampling was conducted, one field enumeration segment was selected within each sampled census block group with probability proportionate to size. The 48 selected segments, including both ABS and field enumeration segments, were then randomly assigned to a survey year and quarter of data collection within the 9 years.

Note that geographic identifiers like state and census blocks are not included in any NSDUH PUFs.

8.2 Selection of Dwelling Units

A sample “dwelling unit” in NSDUH refers to either a housing unit or a group quarters listing unit, such as a dormitory room or a shelter bed. The primary objective of the fourth stage of sample selection was to select the minimum number of DUs needed in each segment to meet the targeted sample sizes for all age groups. For the 2014-2022 NSDUHs, each state sample was allocated to age groups as follows: 25 percent for youths aged 12 to 17, 25 percent for young adults aged 18 to 25, 15 percent for adults aged 26 to 34, 20 percent for adults aged 35 to 49, and 15 percent for adults aged 50 or older. The size measures used in selecting the area segments were coordinated with the DU and person selection process so that a nearly self-weighting sample could be achieved in each of the five age groups. Departures from the self-weighting objective occurred for several reasons, including the following: (1) advance projections on the number of DUs did not accurately reflect the current housing inventory; (2) maximum DU sample sizes were preset to allow unused addresses to be available for the next year’s survey; and (3) the person selection probabilities were constrained so that no more than two individuals could be selected per DU. An iterative sample allocation process was followed to adjust for these

²² For the remainder of the discussion, second-stage sampling units are referred to as “census block groups” even though each second-stage sampling unit contains one or more census block groups.

additional constraints. In addition, the DU sample allocation in each area segment was adjusted to allow for DU eligibility, for screening nonresponse, and for person nonresponse.

In advance of the survey period, specially trained listers had visited each field enumeration segment and listed all addresses for housing units and eligible group quarters units in a prescribed order. In ABS segments, address lists were constructed from the ABS frame. Systematic sampling was used to select the allocated sample of addresses from each segment.²³

8.3 Selection of Individuals

After DU selections were made, the DU was rostered to identify all survey-eligible people residing at the DU. An eligible member of the selected DU provided this roster information by web or in person (to an FI visiting the DU). Using this roster information, the electronic or web screening instrument automatically selected zero, one, or two individuals to be interviewed using preset state and age group sampling rates and a random number specified for the address.

Because the majority of DUs missed in either ABS or field enumeration are found on the premises of sampled DUs, the 2014-2022 NSDUHs had in place a procedure for checking for and adding missed DUs on the premises of sampled DUs. During the screening interview, FIs asked the screening respondent about other units on the property of the selected DU.²⁴ If missing from the original list, these DUs also were included in the sample.

8.4 Sample Design Variables

The sample for the 2022 NSDUH was selected using a multistage, deeply stratified sample design. The variables on the full restricted-use analytic data file represent each stage of sample selection. To ensure respondents' confidentiality, the sample design variables described in this section are not included in any NSDUH PUFs.

Stage 1: The 2022 NSDUH design includes a sample from each of the 50 states plus the District of Columbia. SSRs were formed within each state based on composite size measures, roughly geographically partitioning the state into equally sized regions. A sample of 48 census tracts was selected within each SSR. Census tracts are considered the PSUs and can be identified using the STATE, SSREGION, and SEGID²⁵ variables. Only eight census tracts per SSR were originally selected for the 2022 sample.

²³ This had the effect of creating noncompact clusters (selection from a list), which differ from compact clusters in that not all units within the cluster are included in the sample. Although compact cluster designs are less costly and more stable, a noncompact cluster design was used because it provides for greater heterogeneity of dwellings within the sample. Also, social interaction (contagion) among neighboring dwellings is sometimes introduced with compact clusters. See the following reference: Kish, L. (1965). *Survey sampling*. John Wiley.

²⁴ The missed DU question was not asked of web screening respondents.

²⁵ One field enumeration segment was selected from each sampled census block group within each sampled census tract so that the census tract, census block group (ABS segment), and field enumeration segment can all be identified by the SEGID variable.

- Stage 2: Adjacent census block groups were aggregated within selected census tracts as necessary to form the second-stage sampling units. One census block group was selected per sampled census tract. A total of 48 census block groups was selected within each SSR. Census block groups can be identified using the STATE, SSREGION, and SEGID variables. Eight census block groups per SSR, one from each sampled census tract, were originally selected for the 2022 sample. Census block groups with sufficient ABS coverage served as ABS segments.
- Stage 3: When the ABS frame could not be used, the third stage of sampling consisted of partitioning the selected census block groups into smaller geographic areas, called “field enumeration segments.” Field enumeration segments are defined by joining contiguous census blocks within each selected census block group. Like ABS segments, field enumeration segments can be identified on the data file using the SEGID variable. Eight ABS and field enumeration segments per SSR were originally selected for the 2022 sample. Because COVID-19 continued to have a negative impact on data collection and response rates, the 6,000 original segments were supplemented with 737 segments from a prior NSDUH sample. Thus, the 2022 NSDUH sample was selected from a total of 6,737 segments.
- Stage 4: After census tracts, census block groups, and field enumeration segments were selected, the fourth stage of selection consisted of selecting DUs within each segment. The DU selection rate was based on the state to which a particular segment belonged. State classification was utilized for computation of eligibility, screener and interview response rates, and expected person yield per DU. State classifications can be identified with the STATE variable, and DUs can be identified with the ENCCASE variable.
- Stage 5: At the last stage of selection, individuals were selected within screened DUs based on the age group composition of the DU residents. The person-level variable used to determine the selection included AGE. The data file contains one record representing each responding selected person from Stage 5 (71,369 individuals). To protect the confidentiality of these respondents, the full restricted-use analytic data file was treated using a statistical disclosure limitation method, while ensuring that the data continue to be representative of civilian members of the noninstitutionalized population in the United States. The resulting public use data file contains 59,069 records.

A more detailed explanation of the sample design and sample selection procedures at each stage of the design appears in the 2022 Sample Design Report.

9. Data Collection and Response Rates

The 2022 NSDUH data collection effort was directed by RTI staff members. All web-based data collection activities were coordinated by in-house management staff, whereas in-person data collection activities were coordinated by both in-house and remote management staff. For in-person data collection, RTI maintained a field staff of approximately 400 FIs.

Multimode (in-person and web) data collection continued in 2022. Sections 2.2.1.1 and 2.2.1.3 of the 2022 Methodological Summary and Definitions provide detailed procedures for both in-person and web-based data collection. Due to the ongoing COVID-19 pandemic,

NSDUH project management at RTI continued working closely with SAMHSA and RTI’s Infectious Disease Response Team (IDRT), Executive Leadership Team (ELT), and Institutional Review Board (IRB) in 2022 to determine how to safely conduct in-person data collection. Throughout 2022, minor modifications were made to the data collection methods due to the COVID-19 pandemic to ensure the safety of the public and the FIs. On February 3, 2022, in Quarter 1, in-person data collection was available in all states and counties regardless of COVID-19 infection rates.

A total final sample of 71,369 interviews was obtained for the 2022 survey. Strategies for ensuring the best participation rates possible resulted in a weighted screening response rate of 25.46 percent and a weighted interview response rate of 47.43 percent for the 2022 NSDUH. Of the total final sample, 42 percent of interviews were completed via the web and 58 percent were completed in person. Web-based data collection continued to yield lower response rates than in-person data collection.

Throughout the course of the study, respondent anonymity and the privacy of responses were protected by separating identifying information from survey responses. Respondents were assured their identities and responses would be handled in strict compliance with federal law. As discussed above, the questionnaire itself and the interviewing procedures were designed to enhance the privacy of responses, especially during segments of the interview in which questions of a sensitive nature were posed. During in-person interviews, answers to sensitive questions were gathered using ACASI. However, the ACASI technology was not available in the web interview. The decision to not include ACASI as part of the web interviews was made following consultation with subject matter experts, which concluded that offering audio would result in a larger risk of breaching confidentiality (allowing others to potentially hear the questions being asked or the responses being entered) than not having audio at all.

A more detailed explanation of NSDUH’s data collection procedures appears in the *2022 National Survey on Drug Use and Health (NSDUH) Methodological Resource Book, Section 8: Data Collection Final Report*.²⁶

10. Sample Weights

This section describes in general how the weights were produced for the full restricted-use analytic file. For details on the weight calibration specific to the 2022 PUF, see Section 11, Public Use File Weight Calibration.

The estimates yielded by NSDUH are based on sample survey data rather than on complete data for the entire population, which means the data must be weighted to obtain unbiased estimates for survey outcomes in the population represented by the 2022 NSDUH. The “final analysis weight” of the i th respondent, say w_i , can be interpreted as the number of sampling units in the NSDUH target population represented by the i th respondent. The sum of the weights over all respondents is used to estimate the size of the total target population:

²⁶ Center for Behavioral Health Statistics and Quality. (2023). *2022 National Survey on Drug Use and Health (NSDUH) methodological resource book, Section 8: Data collection final report*. <https://www.samhsa.gov/data/report/nsduh-2022-methodological-resource-book-mrb>

$$\sum_i w_i = \text{estimated size of the target population,}$$

where the summation is over all of the respondents in the 2022 NSDUH.

For the 2022 NSDUH, three types of analysis weights were developed: (1) the person-level analysis weights, (2) questionnaire dwelling unit (QDU)-level weights, and (3) person pair-level weights.

Multimode data collection continued to be used in the 2022 NSDUH. The proportion of web and in-person interviews varied by quarter. The in-person interview proportion was the lowest in Quarter 1 (47.9 percent) and the highest in Quarter 2 (62.7 percent). The proportion was 56.3 percent in Quarter 3 and 61.4 percent in Quarter 4. Three modifications were made to the 2022 NSDUH weighting process. See Section 2.3.4.2 of the 2022 Methodological Summary and Definitions for details on the modifications. The first modification was to develop one set of analysis weights for all four quarters instead of developing quarterly analysis weights as in the 2020 NSDUH. Additional quarter interactions by demographic variables were included in adjustment models to capture quarterly variation of web and in-person proportions and different demographic and geographic distributions between web and in-person modes. A second modification to the weights for 2022 was the addition of educational attainment to the control totals for final poststratification because the web respondents had a higher average level of educational attainment than the in-person respondents. A third modification was to add an implicit unknown eligibility adjustment if DUs were selected for web-based data collection but were nonrespondents at the screening stage. When data are collected in person, FIs can identify ineligible DUs (e.g., vacancies) to allow the ineligible DUs to be removed from the sample before weighting. For web-based data collection, however, DU members needed to initiate the screening process. Consequently, web-based data collection yielded more DUs with unknown eligibility because an adult DU member did not contact RTI to begin the screening process. If a DU's eligibility was unknown for web-based data collection, its eligibility status was imputed according to the historic DU eligibility rate in the state where the DU was located. DUs that were imputed to be ineligible were excluded from the weighting process before the screening dwelling unit nonresponse adjustment.

In the 2022 NSDUH, the number of adult web respondents who provided usable information on their substance use²⁷ but did not complete the mental health or later questions (i.e., “break-offs”) remained a concern for the 2022 adult mental health estimates. Specifically, mental health estimates for adults could be biased²⁸ if the characteristics of adult respondents who broke off the interview without completing the mental health questions differed from the characteristics of respondents who completed these questions. To reduce the potential for bias, a set of break-off analysis weights was developed for analyzing unimputed outcome variables in the mental health module and subsequent modules.²⁹ Due to potential disclosure risk, the break-off analysis weights are not included in the 2022 PUF. Caution should be used for analyzing the

²⁷ Details about the criteria for defining a NSDUH interview as usable are provided in Section 12, Usable Interviews.

²⁸ Bias refers to error in estimates that does not occur at random.

²⁹ For details on these break-off analysis weights, see Section 6.2.2.3 in the 2021 Methodological Summary and Definitions at <https://www.samhsa.gov/data/report/2021-methodological-summary-and-definitions>.

outcomes in the mental health and subsequent sections of the codebook and for drawing conclusions using the main PUF analysis weights (ANALWT2_C).

For the 2022 PUF, only the main person-level analysis weights (ANALWT2_C) are maintained on the file. The person-level analysis weights on the PUF (ANALWT2_C) are created from performing additional weight calibration on the main analytic weight (ANALWT2).³⁰

11. Public Use File Weight Calibration

As noted in Section 3, Confidentiality of Data, after the substitution step in MASSC, identifying variables are changed for some respondents. After the subsampling step, a dataset that is a subset of the original full sample of the analytic data file is produced. Thus, weight calibration is needed in which the PUF weights are calibrated to the full sample totals to reduce bias due to substitution and variance due to subsampling.

In the subsampling step, the SAS procedure, SURVEYSELECT, was used to select a subsample based on the selection probabilities obtained from the subsampling step for each record. The Chromy sampling method³¹ was used to sequentially draw a random subsample within each stratum defined by the sampling design variables VEREP and VESTR (i.e., the analytic full sample design variables before disclosure treatment). For each record, SAS generated a weight adjustment, which is approximately the inverse probability of selection for that record. The original analysis weight (ANALWT2)³² was multiplied by this weight adjustment to get an intermediate subsample weight (ANALWTADJ). This step accounts for the different subsampling rates for the respondents and ensures that the total weight of the subsample (ANALWTADJ) is close to the total weight of the original sample (ANALWT2).

In the calibration step, ANALWTADJ was further adjusted so that the sum of the final PUF weights (ANALWT2_C) matched the sum of ANALWT2 from the original analytic data for a set of main study variables and auxiliary variables (which were the selected identifying variables, such as demographic variables). This process, known as calibration in MASSC, is a poststratification adjustment and helps reduce bias due to substitution and variance due to subsampling. The generalized exponential model (GEM) developed by Folsom and Singh³³ was used for this poststratification, and the control total used for poststratification was the final

³⁰ Center for Behavioral Health Statistics and Quality. (forthcoming). *2022 National Survey on Drug Use and Health (NSDUH): Methodological resource book, Section 11, Person-level sampling weight calibration*. Substance Abuse and Mental Health Services Administration.

³¹ Chromy, J. R. (1979). Sequential sample selection methods. In *Proceedings of the 1979 American Statistical Association, Survey Research Methods Section, Washington, DC* (pp. 401-406). <http://www.asasrms.org/Proceedings/index.html>

³² In 2021 and prior years, PUF weight ANALWT_C was calibrated based on the analysis weight ANALWT. For 2022, an alternative person-level analysis weight, ANALWT2, was developed to reduce the bias caused by the addition of the web interview mode, and ANALWT2_C for 2022 was calibrated based on ANALWT2.

³³ Folsom, R. E., & Singh, A. C. (2000). The generalized exponential model for sampling weight calibration for extreme values, nonresponse, and poststratification. In *Proceedings of the 2000 Joint Statistical Meetings, American Statistical Association, Survey Research Methods Section, Indianapolis, IN* (pp. 598-603). <http://www.asasrms.org/Proceedings/index.html>

analysis weight, ANALWT2, from the full analytic dataset. Variables (both main effects and two-way interactions) used in the weight calibration in GEM were typically demographic variables. Sometimes, a few of the variables were dropped or collapsed if they had a zero or a small sample size or if the model had convergence issues. The sampling weights on the PUF were adjusted for subsampling and calibrated with respect to approximately 45 demographic domains. A sublist of the domains that match their respective U.S. Census Bureau population estimates can be found in [Table 1](#) in Section 15, Variance Estimation of Estimated Numbers of Individuals, where an alternative way can be used to estimate SEs of the totals.

For each record on the PUF, the final weight after calibration was referred to as ANALWT2_C, which is the product of ANALWTADJ and the weighting adjustment factor from GEM. The sum of ANALWT2_C on the PUF is identical to the sum of ANALWT2 on the full analytic file, both overall and by values of the calibration variables in [Table 1](#) in Section 15.

12. Usable Interviews

A key step in the creation of the data processing procedures was to establish the requirements for interviews to be retained for weighting and further analysis (i.e., “usable” data). These requirements were designed to eliminate data from interviews with unacceptable levels of item nonresponse (i.e., missing data). The final datasets would only use data from interviews with lower levels of missing data and this would reduce the amount of statistical imputation needed for any given record.

The usability criteria established for NSDUH are based on the completeness of information respondents provided about their lifetime use or nonuse of different substances. In NSDUH, respondents were asked more detailed questions about different substances only if they reported lifetime use of that substance (or lifetime use of one or more drugs within a broader category, such as hallucinogens) on an initial “gate” question; these questions are subsequently referred to as gate questions because a report of use opens the “gate” to the administration of additional questions, and other reports that do not explicitly indicate use close the “gate.”³⁴ Consequently, whether a NSDUH respondent was a user or nonuser of the substances of interest could be readily determined by reviewing the respondent’s answers to the gate question on lifetime use of that substance (or category of substances).

For a NSDUH record to be considered usable, both of the following requirements must be met:

1. The lifetime cigarette question CG01 (i.e., “Have you ever smoked part or all of a cigarette?”) had to have been answered as “yes” or “no.” This requirement was set so that lifetime use or nonuse would be fully defined for at least one substance.
2. Responses to questions on at least nine (9) of the following additional substances had to contain information about use or nonuse: (a) smokeless tobacco, (b) cigars, (c) alcohol, (d) marijuana, (e) cocaine (in any form), (f) heroin, (g) hallucinogens,

³⁴ In all substance use sections except those pertaining to hallucinogens, inhalants, pain relievers, tranquilizers, stimulants, and sedatives, the logic for asking more detailed questions about use of that drug was based on the answer to a single “yes/no” question (e.g., “Have you ever, even once, used marijuana or hashish?”).

(h) inhalants, (i) methamphetamine, (j) prescription pain relievers, (k) prescription tranquilizers, (l) prescription stimulants (i.e., independent of methamphetamine), and (m) prescription sedatives.

Crack cocaine was not included in the usability criteria because the logic for asking about crack cocaine was dependent upon the respondent having answered the lifetime cocaine question as “yes.”

Although NSDUH respondents were also asked about nicotine vaping and pipe tobacco, these measures were not included in the usability criteria. Pipe tobacco is not included because there was only one other question about pipe tobacco in addition to the lifetime pipe tobacco use question. Although the nicotine vaping questions appeared in the same section with questions on tobacco products that were included in the usability criteria, they were moved from the emerging issues section starting in 2022. Including nicotine vaping in the criteria would have a minimal effect on the outcome for usability, and keeping the criteria the same as prior years made sense.³⁵

The usability criterion for smokeless tobacco through heroin on the list above and methamphetamine was that lifetime use or nonuse must be determined from the single gate question. For hallucinogens and inhalants, which had multiple “gate questions,” at least one gate question in the series for that section was required to have an answer of “yes” or “no.”³⁶ Any of the following allowed the prescription drug data to count toward usability:

- Past year use of at least one specific prescription drug in a category (e.g., pain relievers) was reported.
- Lifetime use or nonuse of any prescription drug in the category was reported.
- Past year nonuse of *all* specific prescription drugs was reported, regardless of whether lifetime use or nonuse can be determined.

The interview also included follow-up probes for respondents who initially refused to answer a gate question or an entire series of gate questions. Follow-up probes were included in the following sections that were relevant to the usability rules: cigarettes, smokeless tobacco, cigars, alcohol, marijuana, cocaine, heroin, specific hallucinogens (i.e., LSD, PCP, Ecstasy/“Molly” [MDMA]), any use of inhalants, and methamphetamine. If respondents changed their initial refusal to a response of “yes” or “no,” they were considered to have provided usable data to that drug’s gate information.

³⁵ For a more detailed discussion of the development of the usable criteria requirements, see the following reference: Kroutil, L., & Myers, L. (2002). Development of editing rules for CAI substance use data. In J. Gfroerer, J. Eyerman, & J. Chromy (Eds.), *Redesigning an ongoing national household survey: Methodological issues* (HHS Publication No. SMA 03-3768, pp. 85-109). Substance Abuse and Mental Health Services Administration, Office of Applied Studies.

³⁶ For hallucinogens and inhalants, the logic for asking more detailed questions about use of that category of drugs was based on respondents’ answers to multiple “yes/no” questions about the lifetime use or nonuse of specific drugs within that category (e.g., lifetime use or nonuse of the following specific hallucinogens: lysergic acid diethylamide (LSD); phencyclidine (PCP); peyote; mescaline; psilocybin/mushrooms; Ecstasy or “Molly” [3,4-methylenedioxymethamphetamine (MDMA)]; ketamine; dimethyltryptamine (DMT), alpha-methyltryptamine (AMT), or “Foxy”; *Salvia divinorum*; or “any other” hallucinogen).

In addition, the CAI program terminated interviews during the initial demographics questions if respondents were ineligible for the survey (i.e., younger than age 12 or on active duty in the U.S. military) or if respondents did not provide their date of birth or age. Also, interviews were not able to proceed if certain initial questions, such as gender and state of residence, were not answered. These ineligible or incomplete interviews did not meet the usability criteria because the interviews were terminated before the respondents were asked the first cigarette use question.

13. Logical Editing

For selected key variables, response data were reviewed to identify and address inconsistent data among related variables or to replace missing data with nonmissing values. The routing logic in the CAI instrument reduced the opportunities for respondents to give inconsistent answers by skipping respondents past questions that did not apply to them. The occurrence of inconsistent data was reduced further through the use of consistency checks built into the CAI program that prompted respondents to resolve inconsistencies between related items. Nevertheless, there were limited situations in which respondents could answer one question in a manner inconsistent with their answer to a previous question.

Logical editing was the first step in processing many of the variables on the file. This procedure used data within a respondent's record to identify and address inconsistencies among related variables within a given section of the interview (e.g., within the hallucinogens section). As part of this procedure, variables were identified that had been legitimately skipped because the condition(s) for asking the questions did not apply. As a general principle, responses from one section (e.g., hallucinogens) were not used to edit variables in another section (e.g., inhalants).³⁷ For this reason, data in one section may not be completely consistent with data in other sections. Subsequent discussion about editing in this section focuses on key substance use variables.

13.1 Editing Procedures for the Nicotine Section through the Methamphetamine Section

This section provides an overview of editing procedures for variables pertaining to substances other than prescription drugs. Procedures for prescription drugs are described separately in Section 13.2 because the questionnaire is structured differently for the prescription drug questions.

In sections of the interview for nicotine, alcohol, marijuana, cocaine (including crack cocaine), heroin, hallucinogens, inhalants, and methamphetamine, logical editing and processing of substance use variables first involved identifying whether respondents had ever used or never used the substance of interest. Determining whether respondents had ever used a given substance

³⁷ One exception to the principle of not editing across questionnaire sections involved situations in which responses in one section governed whether respondents were asked questions in another section. For example, if respondents reported never using heroin but they received inpatient substance use treatment in the past 12 months, they were not asked questions in the alcohol and drug treatment section about receipt of inpatient treatment for use of heroin. Consequently, codes could be assigned to indicate that the respondents skipped out of the heroin treatment question because they had never used heroin.

(or any substance within a broader category, such as hallucinogens) included identifying situations in which respondents initially refused to answer a question about their lifetime use of a substance but then changed their answer to “yes” or “no” on follow-up. If values pertaining to lifetime use or nonuse of a given substance were changed through the editing procedures, this editing was indicated through special codes that indicated a response was logically inferred; documentation for these codes includes the phrase “LOGICALLY ASSIGNED.” For example, if respondents did not report lifetime use of LSD (a specific hallucinogen) in question LS01a, but they specified lifetime use of it as some other hallucinogen they used, then they were logically inferred to be lifetime users of LSD.

After lifetime use or nonuse of a given substance had been determined as part of the editing procedures, edits were implemented for the variables that established when respondents last used a substance of interest. These edited recency-of-use variables were the precursors for the final, imputed measures that established the prevalence of use in the past 30 days, past 12 months, and lifetime.

The interview included follow-up probes for respondents who were lifetime users of a given substance but did not know or refused to report when they last used it. Respondents who initially did not know when they last used a substance were asked to give their “best guess” of when they last used it. Respondents who initially refused to report when they last used a substance were asked to reconsider answering the question. If respondents changed their initial answer of “don’t know” or “refused” in response to these probes, the editing procedures incorporated data from these probes into the final, edited recency-of-use variables. For example, if respondents initially refused to report when they last used a substance but then reported last using it more than 30 days ago but within the past 12 months in response to a follow-up probe, their edited recency indicated use in that period, in the absence of any information inconsistent with what they reported in the probe (see below).

For substances other than prescription drugs, situations were identified and flagged in which there were inconsistencies between a respondent’s answer to a substance’s recency question (or the answer in a follow-up probe) and other data in that section. For example, it would be inconsistent for a respondent to report last using a substance “more than 12 months ago” but also to report having first used it at his or her current age. In this example, the edited recency variable was set to a value of 9 (see documentation in the paragraph below), and the edited variable for the age at first use was set to the “bad data” code for missing data (see Section 13.3, Standard Code Conventions). These inconsistencies were then addressed by statistically imputing final values for the affected recency variable and the other variable(s) where the data were inconsistent with the respondent’s original answer to the recency question.

If values pertaining to the period when respondents last used a substance were changed through the editing procedures, special codes were assigned to indicate these edits had been done. The documentation for these codes included the phrase “LOGICALLY ASSIGNED.” For example, a code of 8 in a substance’s recency-of-use variable means “Used at some point in the past 12 months LOGICALLY ASSIGNED.” Specifically, if a respondent reported using a substance more than 30 days ago but within the past 12 months but other data suggested the respondent may have used the substance more recently, this code of 8 indicated that at least it could be inferred the respondent was a user in the past 12 months (and potentially more

recently). Similarly, a code of 9 (“Used at some point in lifetime LOGICALLY ASSIGNED”) indicated the respondent was potentially a user in any period asked about for that specific substance, including the past 30 days. In particular, respondents were assigned a code of 9 if they initially answered “don’t know” or “refused” to a substance’s recency question and continued on follow-up to answer “don’t know” or “refused” regarding when they last used it.

13.2 Editing Procedure for Prescription Drug Variables

Respondents first were asked a series of screening questions about *any* use of specific prescription drugs (pain relievers, tranquilizers, stimulants, and sedatives) in the past 12 months (i.e., use or misuse) or any lifetime use if they did not report past year use. Respondents were asked about misuse in the past year of any of the specific prescription drugs they reported using in that period.

Consistent with the general editing principles described previously, an important component of editing the prescription drug variables involved determining whether respondents used (or misused) prescription drugs in their lifetime or in a particular period within their lifetime (e.g., within the past 12 months). If respondents reported any use of prescription drugs, the possibilities for most recent use were (1) use within the past 12 months, (2) use more than 12 months ago (i.e., if respondents explicitly reported they used no prescription drugs within that category within the past 12 months but they reported lifetime use), and (3) use at some point in the respondent’s lifetime (i.e., if respondents reported lifetime use of any prescription drug in a given category but they had missing data for use in the past year of specific prescription drugs).

Because of the structure of the prescription drug questions, respondents were not asked a specific question for their most recent misuse of any prescription drug in that category. Rather, variables for the most recent misuse of prescription pain relievers, tranquilizers, stimulants, and sedatives were created from respondents’ answers to questions about the misuse of any prescription drug in the category in the past 30 days, misuse of specific prescription drugs in a given category in the past 12 months, and lifetime misuse of any prescription drug in the category. For example, if respondents reported misuse of one or more specific prescription drugs in a given category in the past 12 months and they reported they did not misuse any prescription drug in that category in the past 30 days, then it could be inferred the most recent misuse for that prescription drug category occurred more than 30 days ago but within the past 12 months.

As with other substances described in the previous section, respondents could provide “indefinite” information on when they last misused prescription drugs. For example, if respondents reported misuse of one or more specific prescription drugs in the past 12 months but they did not know or refused to report whether they misused any prescription drug in the past 30 days, it could be inferred these respondents misused prescription drugs in the past 12 months and potentially in the past 30 days. In these situations, an indefinite value for the most recent period of misuse was assigned to the variables created for the most recent misuse of pain relievers, tranquilizers, stimulants, and sedatives (e.g., “Used at some point in the past 12 months LOGICALLY ASSIGNED”), and a final, specific value was statistically imputed.

Also, respondents were logically inferred to have misused (or used) a specific prescription drug in the past 12 months if they did not report misuse of that drug in the past 12 months, but they

specified misuse of that drug as “some other drug” within that category (e.g., any other prescription pain reliever) that they misused in the past 12 months. In addition, respondents were instructed not to report use or misuse of over-the-counter (OTC) drugs available without a prescription. Therefore, respondents whose reported past year misuse involved only OTC drugs were logically inferred not to have misused any prescription drug in that category in the past 12 months.

Details of the editing procedures for the drug use variables in 2022 will appear in the *2022 National Survey on Drug Use and Health (NSDUH) Methodological Resource Book, Section 10: Editing and Imputation Report*.³⁸

13.3 Standard Code Conventions

Generally, the following codes have the same (or consistent) meanings across all variables. Exceptions are noted in the documentation for individual variables.

91 or 991 or 9991, etc.	=	NEVER USED [DRUG(s) OF INTEREST]
93 or 993 or 9993, etc.	=	USED [DRUG] BUT NOT IN THE PERIOD OF INTEREST
94 or 994 or 9994, etc.	=	DON'T KNOW
97 or 997 or 9997, etc.	=	REFUSED
98 or 998 or 9998, etc.	=	BLANK (i.e., not answered; not asked the question)
99 or 999 or 9999, etc.	=	LEGITIMATE SKIP

The following analogous codes also were assigned as part of the logical editing process. Exceptions are noted in the documentation for specific variables.

81 or 981 or 9981, etc.	=	NEVER USED [DRUG(s) OF INTEREST] Logically assigned
83 or 983 or 9983, etc.	=	USED [DRUG] BUT NOT IN THE PERIOD OF INTEREST Logically assigned
85 or 985 or 9985, etc.	=	BAD DATA Logically assigned (i.e., usually inconsistent with other data)
89 or 989 or 9989, etc.	=	LEGITIMATE SKIP Logically assigned

The codes of 81, 83, 85, and 89 were given values in the 80s to signify that existing values were overwritten during editing. For example, if a respondent was somehow routed into the youth experiences section but that respondent was subsequently classified as being 18 or older, any answer the respondent gave in the youth experiences section was overwritten with codes of 89 (or 989, etc.). These codes signify this adult respondent logically was not eligible to be asked the youth experiences questions.

³⁸ Center for Behavioral Health Statistics and Quality. (forthcoming). *2022 National Survey on Drug Use and Health (NSDUH) methodological resource book, Section 10: Editing and imputation report*. <https://www.samhsa.gov/data/report/nsduh-2022-methodological-resource-book-mrb>

Codes of 85 (or 985, etc.), 94 (or 994, etc.), 97 (or 997, etc.), and 98 (or 998, etc.) are codes for missing data. In particular, codes of 98 (i.e., blank) could occur in the data for the following reasons:

- The respondent broke off the interview before reaching a specific question or section.
- In situations where respondents were asked to specify something, such as the name of some other drug they had used, respondents typed only blank spaces.
- The CAI program skipped respondents past a question, but there was some uncertainty as to whether the skipped question applied or did not apply to the respondents (e.g., if subsequent questions about a drug were skipped because the respondents did not know whether they ever used that drug).

14. Statistical Imputation

Statistical imputation refers to the substitution of acceptable estimated values for missing values. These imputed values cannot be directly distinguished from nonimputed values. Using statistical imputation, missing data were replaced with nonmissing values for selected variables. These variables can be identified in the codebook by their labels, within which can be found the words “IMPUTATION REVISED” or abbreviations such as “IMP REV.” In addition, most imputation-revised variables have names with the prefix “IR.” (Although no missing data are possible for gender, the “IR” prefix for IRSEX is maintained for continuity with past years.) Associated indicator variables tell the user which values are imputed and which ones are not. These indicator variables have the words “IMPUTATION INDICATOR” or abbreviations such as “IMP IND” in their labels and are identified with the prefix “II.” For some imputation-revised variables, additional imputation indicators are available, identified with the prefix “II2,” giving more details about the source of the imputed or logically assigned value. In most cases, the imputation-revised variable can be traced to a specific question in the questionnaire. However, the imputation-revised variable occasionally corresponds to an edited variable derived from several questions in the questionnaire.

Imputation of missing values in the 2022 NSDUH data was accomplished using two imputation procedures developed specifically for NSDUH. The first method, predictive mean neighborhood (PMN), has been used to impute missing values in the survey since 1999 and is a combination of model-assisted and nearest neighbor hot-deck imputation methods. The second imputation method used to impute missing values, modified predictive mean neighborhood (modPMN), is so named because it includes both simplifications and modifications to the PMN methodology and is used for selected variables. The modPMN procedure uses the model-assisted imputation methodology of the PMN approach while also permitting the user to cycle through a set of related variables multiple times. These imputation methods offer the following features: (1) a large number of covariates can be incorporated into the imputation process, (2) the relative importance of covariates can be determined by standard modeling techniques, (3) the correlations across response variables can be accounted for by making the imputation multivariate or by performing multiple cycles, and (4) the sampling weights can be easily incorporated in the models. Details on the methods used for imputation can be found in the 2022 Editing and Imputation Report.

Variables imputed using PMN for 2022 were (1) the initial demographic variables; (2) substance use variables for cigarettes, smokeless tobacco, cigars, pipe tobacco, alcohol, marijuana, cocaine, crack, and heroin (recency of use, frequency of use, and age at first use); (3) income; (4) health insurance; and (5) demographic variables for work status, immigrant status, and the household roster. Variables imputed using modPMN for 2022 were (1) the drug use variables for hallucinogens, inhalants, methamphetamine, and nicotine vaping (initiation, recency of use, and frequency of use); (2) the drug use variables for pain relievers, tranquilizers, stimulants, and sedatives (recency of any use, recency of misuse, frequency of misuse, past year initiation status, and age/date at first misuse among past year initiates of misuse); (3) the drug use variables for fentanyl products, OxyContin[®], and benzodiazepines (recency of any use and recency of misuse); (4) SUD outcomes (i.e., past year disorder and disorder severity) for alcohol and drugs based on criteria from the *Diagnostic and Statistical Manual of Mental Disorders*, 5th edition (DSM-5; American Psychiatric Association, 2013); (5) the most recent use of the following: vaping of flavoring, kratom, synthetic marijuana, synthetic stimulants, IMF, GHB, nonprescription cough or cold medicines, and CBD or hemp products; (6) marijuana vaping in the past year and past month; (7) past month nicotine dependence; (8) adult mental health variables related to psychological distress, suicidal thoughts and behaviors, and major depressive episode; (9) the location and types of alcohol or drug treatment or other services; and (10) the location and types of mental health treatment or other services.

For all imputation-revised variables, the levels within the variables are limited to the valid responses in the interview itself. If neither editing nor imputation was required for any of these variables, the levels for the edited and imputation-revised variables are the same, with each level corresponding to a valid interview response. If an edited variable has a logically assigned value for which no imputation was required, that logically assigned value was converted to the associated valid interview response in the imputation-revised variable. Finally, levels in the edited variable not corresponding to a valid interview response indicate the information available for that respondent was incomplete and, consequently, imputation was required. In the imputation-revised variable, these levels were replaced by imputed values corresponding to valid interview responses, which were made consistent with any preexisting information related to that variable. Examples of levels indicating incomplete information include “bad data,” “don’t know,” and “refused.” Also, in the case of recency of (mis)use, some levels in the edited variable describe a more general recency (e.g., misused at some point in the past 12 months) than was indicated from a valid interview response; these levels were replaced with imputed values that were consistent with the broad level of recency in the imputation-revised variable.

14.1 Imputation Indicators

For each variable that underwent statistical imputation, concomitant indicator variables distinguish imputed from nonimputed values. These associated variables have names nearly identical to the imputation-revised variables, except that the IR prefix was replaced by an II or an II2. In general, the imputation indicator variables with the II prefix have three levels:

- 1 = From interview
- 2 = Logically assigned
- 3 = Statistically imputed

These levels indicate whether the imputation-revised variable's value originated from interview responses, was logically assigned in the editing process, or was imputed. In some cases, the routing inherent in NSDUH prevented respondents from answering certain questions because of their responses to previous questions. For the drug use variables, if a respondent had been skipped out of a question, the response in the imputation-revised variable is coded as "never used" or is coded to indicate the respondent had not used in the relevant time period. For other variables where this occurred, the imputation-revised variable has a level with a label indicating a legitimate skip. The imputation indicators associated with these variables also have an additional level, which likewise has a label indicating a legitimate skip. Typically, this level is given as 9 (= Legitimate skip), often with an accompanying explanation for the skip.

Variables having an additional set of imputation indicators, as denoted by the prefix "II2," are IRWRKSTAT18, IRWRKSTAT, and the recency and frequency-of-use variables for alcohol, cigarettes, cigars, marijuana, cocaine, crack, heroin, LSD, and PCP. Only one set of imputation indicators denoted by the prefix "II" was created for smokeless tobacco, inhalants, hallucinogens, Ecstasy, ketamine, DMT/AMT/Foxy, *Salvia divinorum*, methamphetamine, prescription drugs (i.e., pain relievers, tranquilizers, stimulants, and sedatives), nicotine vaping, marijuana vaping, vaping of flavoring, kratom, synthetic marijuana, synthetic stimulants, IMF, GHB, nonprescription cough or cold medicines, and CBD or hemp products. For this set of substances, these imputation indicators contain the more detailed breakdown of statistically imputed cases typically found in the variables with the prefix "II2" for all remaining substances as described below. For IRWRKSTAT18 and IRWRKSTAT, the II2 variables provide more details about the constraints on imputed values, where the legitimate skip levels are equivalent to those given by the II variables. The substance use II2 variables are a result of the implementation of the flag-and-impute editing procedures on the recency-of-use data. Details on these editing procedures are described in Section 13, Logical Editing. With these editing procedures, inconsistent responses in the recency-of-use variables were replaced by more general, consistent responses. Subsequently, the specific responses then were imputed. If the response from a recency-of-use variable was considered partially known, such as past year use of a given substance with the more specific recency unknown, imputed values had to be limited to what was consistent with this incomplete information. The types of partial information available for a given variable are as follows:

- 8 = Used at some point in the past 12 months LOGICALLY ASSIGNED
- 9 = Used at some point in lifetime LOGICALLY ASSIGNED
- 14 = Used more than 12 months ago LOGICALLY ASSIGNED
- 19 = Used more than 30 days ago LOGICALLY ASSIGNED
- 29 = Used more than 30 days ago but in the past 3 years LOGICALLY ASSIGNED
- 39 = Used within the past 3 years LOGICALLY ASSIGNED
- 83 = Did not misuse within the past 12 months, lifetime misuse unknown
LOGICALLY ASSIGNED

Four of these levels (14, 19, 29, and 39) are for tobacco product use only, and the last level (83) is for pain relievers, tranquilizers, stimulants, and sedatives only. In the imputation indicator variables for recency of substance use, level 3 indicates statistical imputation, but no detail is given regarding any available partial information. The II2 variable breaks out the II level 3 into the following levels for nonprescription drugs:

- 3 = Statistically imputed data - lifetime use imputed
- 4 = Statistically imputed data - edited recency = 9
- 5 = Statistically imputed data - edited recency = 8
- 6 = Statistically imputed data - edited recency = 19
- 7 = Statistically imputed data - edited recency = 14
- 8 = Statistically imputed data - edited recency = 29
- 9 = Statistically imputed data - edited recency = 39

For the prescription drugs (i.e., pain relievers, tranquilizers, stimulants, and sedatives), the levels of the imputation indicator variables for recency of misuse also contained information on whether the recency variable associated with any use in the past year or lifetime required imputation. For these drugs, the statistically imputed cases are broken out into the following levels to account for this additional source of information:

- 3 = Statistically imputed data - recency of any use imputed
- 4 = Statistically imputed data - recency of any use known
- 5 = Statistically imputed data - edited recency = 9
- 6 = Statistically imputed data - edited recency = 8
- 7 = Statistically imputed data - edited recency = 83

14.2 Constraints and Consistency

The imputation of missing values was subject to numerous constraints to ensure imputed values would be consistent with preexisting, nonmissing values. For multivariate analyses, the imputation-revised variables should be used as long as these variables all come from the same section of the interview. However, if the analysis includes the imputation-revised variables from different sections of the questionnaire or a combination of variables that undergo statistical imputation and those that do not, inconsistencies may be present in the data. For example, the question on the most recent use of cocaine (CCLAST3) from the cocaine section of the questionnaire undergoes statistical imputation, and every attempt is made to ensure this variable is consistent with other nonmissing information from the same section of the questionnaire, such as age at first use and frequency of use. However, it is possible for the imputation-revised cocaine recency variable (IRCOCRC) to be inconsistent with the question on the most recent use of cocaine with a needle (SD06), which does not undergo imputation, from the special drugs section of the questionnaire. Therefore, for analyses of relationships requiring imputation-revised variables from multiple sections of the interview or a combination of imputation-revised

variables and variables that do not undergo imputation, simultaneous use of these variables may not be appropriate.

15. Variance Estimation of Estimated Numbers of Individuals

Prevalence rates are the proportions of the population who exhibit characteristics of interest (such as substance use). Let \hat{p}_d represent the prevalence rate of interest for domain d . Then \hat{p}_d would be defined as the ratio

$$\hat{p}_d = \frac{\hat{Y}_d}{\hat{N}_d},$$

where $\hat{Y}_d = \sum_{i \in S} w_i \delta_i y_i$, which represents the estimated number of individuals with the characteristic of interest in domain d ; $\hat{N}_d = \sum_{i \in S} w_i \delta_i$, which represents the estimated total number of individuals in the domain d ; S represents the sample; w_i represents the analysis weight; δ_i represents an indicator variable defined as 1 if the i th sample unit is in domain d and is equal to 0 otherwise; and y_i represents an indicator variable defined as 1 if the i th sample unit exhibits the characteristic of interest and is equal to 0 otherwise.

The sampling error of an estimate is the error caused by the selection of a sample instead of conducting a census of the population. The sampling error may be reduced by selecting a large sample and/or by using efficient sample design and estimation strategies, such as stratification, optimal allocation, and ratio estimation. The use of probability sampling methods in NSDUH allows estimation of sampling error from the survey data. The standard errors (SEs, which are the square roots of the variances) are used to identify unreliable estimates and to test for the statistical significance of differences between estimates.

Suitable software packages, such as SUDAAN[®],³⁹ can be used to calculate direct estimates of \hat{Y}_d and \hat{N}_d (and, therefore, \hat{p}_d) and also can be used to estimate their respective SEs. Although SEs of the estimates of means and proportions can be calculated appropriately in software (such as SUDAAN or other statistical analysis software packages) using a Taylor series linearization approach, SEs of the estimates of totals may be underestimated in situations where the domain size is poststratified to data from the U.S. Census Bureau or American Community Survey (ACS) population estimates.

When the domain size, \hat{N}_d , is free of sampling error because the domain size has been fixed (see below), the following formula is an alternative to using a statistical analysis software package to estimate the SE for the total number of individuals with a characteristic of interest (e.g., substance users):

$$SE(\hat{Y}_d) = \hat{N}_d SE(\hat{p}_d).$$

³⁹ RTI International. (2018). *SUDAAN[®] language manual, Release 11.0.3*.

This alternative SE estimation method is theoretically correct when the domain size estimates, \hat{N}_d , are fixed (i.e., among those domains forced to match their respective U.S. Census Bureau or ACS population estimates through the weight calibration process).⁴⁰

In these situations, \hat{N}_d is not subject to a sampling error induced by the NSDUH design. For an estimated number, \hat{Y}_d , where the domain \hat{N}_d is not fixed (i.e., where domain size estimates are not forced to match the U.S. Census Bureau or ACS population estimates), this alternative SE estimation method still may provide a good approximation if it can be assumed that the sampling variation in \hat{N}_d is negligible relative to the sampling variation in \hat{p}_d . This is a reasonable assumption for many NSDUH analyses.

For some subsets of domain estimates, using this alternative SE estimation method where domain sizes are not fixed yielded an underestimate of the SE of a total because \hat{N}_d was subject to considerable variation. Because of this underestimation, the alternative SE estimation method was not implemented when \hat{N}_d was not fixed.

A “mixed-method” approach can be used to improve the accuracy of SEs for the estimated number of individuals and to better reflect the effects of poststratification on the variance of the total estimated numbers of individuals. This approach assigns the method of SE calculation to domains (i.e., subgroups for which the estimates were calculated) within tables so that all estimates among a select set of domains with fixed \hat{N}_d were calculated using the alternative SE estimation method (outside of SUDAAN or other statistical analysis software packages), with all other estimates being calculated directly in SUDAAN, regardless of what the other estimates are within the same table. The use of such SEs for the estimated number of individuals did not affect the SE estimates for the corresponding proportions because all SEs for means and proportions are calculated directly in SUDAAN or other statistical analysis software packages. [Table 1](#) includes the domains that should utilize the alternative SE estimation method due to fixed \hat{N}_d for the 2022 PUF.

⁴⁰ Center for Behavioral Health Statistics and Quality. (forthcoming). *2022 National Survey on Drug Use and Health (NSDUH) methodological resource book, Section 11: Person-level sampling weight calibration*. Substance Abuse and Mental Health Services Administration.

Table 1. Demographic Domains for the Public Use File That Should Use the Alternative Standard Error Estimation Method for Calculating the Standard Errors of the Estimated Number of Individuals, Totals: 2022

Main Effect	Two-Way Interaction
Age Group 12-17 18-25 26-34 35+ Collapsed Age Categories ²	Age Group × Gender¹ (e.g., Males Aged 12-17)
Gender Male Female	
Race/Ethnicity Hispanic or Latino Not Hispanic or Latino, White ³	

Note: The alternative standard error (SE) estimation method for the estimated number of individuals (totals), $SE(\hat{Y}_d) = \hat{N}_d SE(\hat{p}_d)$, is applied when the domain size estimates, \hat{N}_d , are among those forced to match their respective U.S. Census Bureau or American Community Survey (ACS) population estimates through the weight calibration process.

Note: The alternative SE estimation method does not affect the SEs for the corresponding means and proportions. These latter SEs are calculated directly in SUDAAN[®], whereas the alternative SE estimation method is computed outside of SUDAAN using the formula provided in the first note. See the following reference: RTI International. (2013). *SUDAAN[®] language manual, Release 11.0.1*.

Note: Domains in this table may appear to be different from those in Table 3.1 of the *2022 National Survey on Drug Use and Health (NSDUH): Methodological Summary and Definitions* because of different adjustments applied to the weights on the public use file. All weights except for the standard analysis weight (ANALWT2_C) were dropped from the public use file. See the following reference: Center for Behavioral Health Statistics and Quality. (2023). *2022 National Survey on Drug Use and Health (NSDUH): Methodological summary and definitions*. <https://www.samhsa.gov/data/release/2022-national-survey-drug-use-and-health-nsduh-releases>

¹ Unless otherwise noted, the domains for the two-way interactions are the same as the main-effect domains (including the collapsed age categories). Two-way interactions involving age group include the main-effect and collapsed age group categories. If age groups are listed in the two-way interaction columns, then only those age groups can be collapsed to form broader age categories.

² Main effect age group categories shown in the table can be collapsed to form broader age group categories (e.g., 12 or older, 18 or older, 18 to 34, 12 to 25). Collapsed main effect age group categories and two-way interactions with other main effect demographic domains shown (e.g., males aged 35 or older) also use the alternative SE estimation method because the collapsed main effects will sum to the census totals for the category being defined. However, broader age groups including only a subset of the main effect age groups (e.g., 12 to 20, 21 or older), age groups finer than the main effect age groups (e.g., 12 and 13, 18 to 20), or two-way interactions of these types of collapsed age categories with other main effect domains (e.g., females aged 21 or older) should not use the alternative SE estimation method.

³ This domain is considered a two-way interaction. Thus, any additional domains crossed with Not Hispanic or Latino, White (e.g., Not Hispanic or Latino, Whites aged 18 to 25) represent three-way interactions that do not use the alternative SE estimation method.

Source: SAMHSA, Center for Behavioral Health Statistics and Quality, National Survey on Drug Use and Health, 2022.

16. Statistical Significance of Differences

NSDUH data are often used to compare estimates among subdomains or across time. Customarily, the observed difference between estimates is evaluated in terms of its statistical significance. Statistical significance is based on the p value of the test statistic and refers to the probability that a difference as large as that observed would occur due to random variability in the estimates assuming there were no differences in the prevalence estimates for the population groups being compared. The significance of observed differences is generally reported at the 0.05 and 0.01 levels when the p value is defined as less than or equal to the designated significance level.

When comparing prevalence estimates, one can test the null hypothesis (no difference between prevalence estimates) against the alternative hypothesis (there is a difference in prevalence estimates) using the standard difference in proportions test expressed as

$$Z = \frac{\hat{p}_1 - \hat{p}_2}{\sqrt{\text{var}(\hat{p}_1) + \text{var}(\hat{p}_2) - 2\text{cov}(\hat{p}_1, \hat{p}_2)}},$$

where \hat{p}_1 = the first prevalence estimate, \hat{p}_2 = the second prevalence estimate, $\text{var}(\hat{p}_1)$ = the estimated variance of first prevalence estimate, $\text{var}(\hat{p}_2)$ = the estimated variance of second prevalence estimate, and $\text{cov}(\hat{p}_1, \hat{p}_2)$ = the estimated covariance between \hat{p}_1 and \hat{p}_2 . Note that the first and second prevalence estimates may take the form of prevalence estimates between years (e.g., 2021 and 2022), between subgroups within a single year (e.g., between adolescents aged 12 to 17 and young adults aged 18 to 25 in 2022), and for tests of annual averages between subgroups using pooled data (e.g., between adolescents aged 12 to 17 and young adults aged 18 to 25 using pooled data from 2021 and 2022). For more information about these types of tests, see Chapter 7 in the *2022 National Survey on Drug Use and Health (NSDUH) Methodological Resource Book, Section 13: Statistical Inference Report*.⁴¹

Under the null hypothesis, the test statistic, Z is asymptotically distributed as a normal random variable. Therefore, calculated values of Z can be referred to as the unit normal distribution to determine the corresponding probability level (i.e., p value). Because the covariance term between the two estimates is not necessarily zero, SUDAAN or other statistical analysis software packages may be used to compute estimates of Z along with the associated p values such that the covariance term is calculated by taking the sample design into account. A similar procedure and formula for Z is used for testing between estimated totals rather than prevalence rates.

Statistical tests can be conducted among population subgroups within a single year (i.e., between adolescents aged 12 to 17 and young adults aged 18 to 25 in 2022). When comparing population subgroups defined by three or more levels of a categorical variable, log-linear chi-square tests of independence of the subgroup and the prevalence variables should be conducted

⁴¹ Center for Behavioral Health Statistics and Quality. (forthcoming). *2022 National Survey on Drug Use and Health (NSDUH) methodological resource book, Section 13: Statistical inference report*. <https://www.samhsa.gov/data/report/nsduh-2022-methodological-resource-book-mrb>

first to control the error level for multiple comparisons. If Shah's Wald F test (transformed from the standard Wald chi-square) indicates overall significant differences, then the significance of each particular pairwise comparison of interest should be tested using analytic procedures that properly account for the sample design. This two-step procedure protects against inappropriate inferences being drawn due to the number of pairwise differences tested.⁴²

If a statistical analysis software package is not available to compute the significance testing, using published estimates can provide similar testing results. When comparing prevalence rates shown with standard errors, t tests that assume independence for the difference of proportions can be performed and usually will provide the same results as tests performed in the statistical analysis software package. However, where the p value is close to the predetermined level of significance, results may differ for two reasons: (1) the covariance term is included in the tests done by the statistical software package, whereas it is not included in t tests that assume independence; and (2) the reduced number of significant digits shown in the published estimates may cause rounding errors in the t tests.

Although not generated in all NSDUH publications, some publications do include sampling error in the form of 95 percent confidence intervals (CIs). CIs for NSDUH are computed using degrees of freedom and critical values of the t -distribution, which will change, dependent on which sample of data is being analyzed. For more information about computing CIs and degrees of freedom, see the 2022 Statistical Inference Report. In terms of testing for differences between prevalence rates shown with 95 percent CIs, it is important to note that two overlapping 95 percent CIs do not necessarily imply their rates are statistically indistinguishable at the 5 percent level of significance.⁴³ Appendix A in the 2022 Statistical Inference Report provides guidance on which options should be specified in various software packages to correctly analyze NSDUH data. Sample code is provided to illustrate how to generate estimates (means, totals, percentages, and standard errors), perform statistical tests of differences, calculate CIs, test between overlapping domains, test for independence of two variables, and perform pairwise tests.

17. Quality Assessment of Public Use File Estimates and Standard Errors

A number of variables were reviewed after the completion of the disclosure avoidance process (discussed in Section 3) to determine the impact of these techniques on the bias and precision of estimates compared with those from the full file (i.e., untreated or restricted-use file). These variables included both variables for which partial records were substituted and other

⁴² Other statistical methods have been used for comparisons of pairwise differences across three or more levels of a categorical variable once an overall test (such as Shah's F) suggests there are differences. Although a Bonferroni adjustment can be applied to every pairwise difference (i.e., and not just to the pairwise difference with the lowest p value, which is sometimes recommended instead of Shah's F as an alternative overall test), this is an overly conservative procedure. For example, if a p value of 0.05 is set as the criterion for statistical significance and there are three pairwise comparisons, then the Bonferroni-adjusted p value for statistical significance becomes .017 (i.e., 0.05 divided by 3 equals .017).

⁴³ Payton, M. E., Greenstone, M. H., & Schenker, N. (2003). Overlapping confidence intervals or standard error intervals: What do they mean in terms of statistical significance? *Journal of Insect Science*, 3, 34. <https://doi.org/10.1673/031.003.3401>. Also see the following reference for further details: Schenker, N., & Gentleman, J. F. (2001, August). On judging the significance of differences by examining the overlap between confidence intervals. *American Statistician*, 55(3), 182-186. <https://doi.org/10.1198/000313001317097960>

variables that were not perturbed. In addition, the change in precision in estimates was studied for 340 combinations of 34 domains and 10 response variables (e.g., the combination of past month alcohol use in the 12-17 age group). The ratio of the estimates from the PUF and the full restricted-use file was calculated for each domain and response variable combination. The average ratio over the 34 domains for the 10 response variables was within the 0.97 to 1.01 range. Similarly, to assess the decrease in precision, the SE was compared between the PUF and the full restricted-use file. Among the 10 response variables, the average increase in SEs over the 34 domains was about 1 to 18 percent. The ratios between the 2022 PUF estimates and restricted-use file estimates and their corresponding SEs indicate that the 2022 NSDUH PUF provides high-quality data for producing estimates and SEs for substance use and mental health measures.

Survey analysis software can be used (along with the weight variable ANALWT2_C and the PUF design variables VEREP and VESTR_C) to produce estimates and their SEs. [Tables 2 and 3](#) show the ratios of the prevalence estimates and their SEs calculated from the PUF to those calculated from the full restricted-use file for certain demographic domains not included in the calibration constraints. [Table 2](#) shows the ratios of prevalence estimates and SEs from the PUF subsample to the full sample for past month marijuana use, a relatively high prevalence drug. [Table 3](#) shows the same ratios for past year heroin use, a relatively low prevalence drug. The results are shown for seven demographic domains.

Table 2. Past Month Marijuana Prevalence and Standard Error Ratios of the Public Use File Subsample to the Full Sample, by Seven Domains: 2022

Domain	Prevalence Ratio	Standard Error Ratio
Non-Hispanic American Indian or Alaska Native	1.04	0.93
Non-Hispanic Native Hawaiian or Other Pacific Islander	0.97	1.18
Non-Hispanic Asian	1.09	1.06
Non-Hispanic Two or More Races	1.02	1.13
Household with Four Members	1.01	0.88
Household with Five Members	1.01	1.03
Household with Six or More Members	0.99	0.98

Note: Ratio = (Public use file subsample estimate/Full analytic sample estimate).

Source: SAMHSA, Center for Behavioral Health Statistics and Quality, National Survey on Drug Use and Health, 2022.

Table 3. Past Year Heroin Prevalence and Standard Error Ratios of the Public Use File Subsample to the Full Sample, by Seven Domains: 2022

Domain	Prevalence Ratio	Standard Error Ratio
Non-Hispanic American Indian or Alaska Native	1.01	1.03
Non-Hispanic Native Hawaiian or Other Pacific Islander	1.00	1.05
Non-Hispanic Asian	1.12	1.30
Non-Hispanic Two or More Races	1.02	1.03
Household with Four Members	0.91	0.99
Household with Five Members	1.09	1.12
Household with Six or More Members	1.05	1.13

Note: Ratio = (Public use file subsample estimate/Full analytic sample estimate).

Source: SAMHSA, Center for Behavioral Health Statistics and Quality, National Survey on Drug Use and Health, 2022.

Users of the NSDUH PUFs are cautioned against analyzing and interpreting near zero or low prevalence outcomes and estimates based on small sample sizes (like estimates in [Table 3](#)). PUF users are encouraged to implement suppression criteria such as the NSDUH suppression rules listed in [Table 4](#) (or something similar) to suppress estimates considered to have low precision.⁴⁴ For a more detailed quality assessment of the 2002-2013 PUFs, refer to the PUF quality assessment report found at [https://www.samhsa.gov/data/sites/default/files/NSDUH-PUF-QA-2016/NSDUH-PUF-QA-2016.pdf](https://www.samhsa.gov/data/sites/default/files/NSDUH-PUF-QA-2016/NSDUH-PUF-QA-2016/NSDUH-PUF-QA-2016.pdf), and for a more recent report, refer to the quality assessment report based on the 2014-2019 PUFs found at <https://www.samhsa.gov/data/sites/default/files/reports/rpt39454/2019NSDUHPUFQA062722.pdf>.

Table 4. Summary of NSDUH Suppression Rules

Estimate	Suppress if:
Prevalence rate, \hat{p} , with nominal sample size, n , and design effect, $deff$ $\left(deff = \frac{n[SE(\hat{p})]^2}{\hat{p}(1-\hat{p})} \right)$	(1) The estimated prevalence rate, \hat{p} , is $< .00005$ or $> .99995$, or (2) $\frac{SE(\hat{p})/\hat{p}}{-\ln(\hat{p})} > .175$ when $\hat{p} \leq .5$, or $\frac{SE(\hat{p})/(1-\hat{p})}{-\ln(1-\hat{p})} > .175$ when $\hat{p} > .5$, or (3) <i>Effective</i> $n < 68$, where <i>Effective</i> $n = \frac{n}{deff} = \frac{\hat{p}(1-\hat{p})}{[SE(\hat{p})]^2}$, or (4) $n < 100$. Note: The rounding portion of this suppression rule for prevalence rates will produce some estimates rounded at one decimal place to 0.0 or 100.0 percent but are not suppressed.
Estimated number (numerator of \hat{p})	The estimated prevalence rate, \hat{p} , is suppressed. Note: In some instances when \hat{p} is not suppressed, the estimated number may appear as a 0. This means the estimate is greater than 0 but less than 500 (estimated numbers are shown in thousands).
Means not bounded between 0 and 1 (e.g., mean age at first use), \bar{x} , with nominal sample size, n	(1) $RSE(\bar{x}) > .5$, or (2) $n < 10$.

$deff$ = design effect; RSE = relative standard error; SE = standard error.

NOTE: Starting in 2020 for confidentiality protection, survey sample sizes greater than 100 were rounded to the nearest 10, and sample sizes less than 100 were not reported (i.e., are shown as “<100” in tables).

Source: SAMHSA, Center for Behavioral Health Statistics and Quality, National Survey on Drug Use and Health, 2022.

Information on how to define options for analyzing NSDUH PUF data along with sample SUDAAN, SAS, and Stata code for producing estimates, performing statistical tests of differences, and fitting linear or logistic regression models are provided in an appendix titled *Sample SUDAAN, SAS, and Stata Code and PUF Estimates*. Additionally, a few sample tables produced from the 2022 NSDUH PUF are included in that appendix so that users can ensure that PUF data are downloaded correctly by replicating the estimates in those tables.

⁴⁴ The suppression rules used for the 2022 NSDUH national estimates are in Section 3.2.2 of the 2022 Methodological Summary and Definitions. However, PUF users can use their own discretion to formulate appropriate suppression rules.

IDENTIFICATION

IDENTIFICATION

The following variable, QUESTID2, is a unique record identifier within a particular study year. The IDs may be repeated in other study years, so analysts should always consider the study year when using the QUESTID2.

[QUESTID2](#) Len : 7 RESPONDENT IDENTIFICATION

The following variable, FILEDATE, represents the date the SAS data file was created.

[FILEDATE](#) Len : 10 CREATION DATE OF THE DATA FILE

SAMPLE WEIGHTING AND ESTIMATION VARS

SAMPLE WEIGHTING AND ESTIMATION VARS

ANALWT2_C Len : 8 FIN PRSN-LEVEL SMPLE WGHT 2

VESTR_C Len : 5 VARIANCE STRATUM

VEREP Len : 2 VARIANCE PRIMARY SAMPLING UNIT

COUNTY

GEOGRAPHIC

COUNTY

The variable PDEN10 is based on 2010 Census data and the December 2009 Core Based Statistical Area classifications provided by the Office of Management and Budget (OMB).

PDEN10

Len : 1 POPULATION DENSITY 2010 - THREE LEVELS

	Freq	Pct
1 = Segment in a CBSA with 1 million or more persons.....	25723	43.55
2 = Segm. in a CBSA with fewer than 1 million persons.....	30609	51.82
3 = Segment not in a CBSA.....	2737	4.63

NOTE: COUTYP4 is recoded based on the 2013 Rural/Urban Continuum Codes.

COUTYP4

Len : 1 COUNTY METRO/NONMETRO STATUS (2013 3-LEVEL)

	Freq	Pct
1 = Large Metro.....	27015	45.73
2 = Small Metro.....	23581	39.92
3 = Nonmetro.....	8473	14.34

SEGMENT

SEGMENT

The Census provides data for five types of American Indian areas (AIAs):

- Federally-recognized American Indian reservations (AIRs) and off-reservation trust land areas – areas that have been set aside by the U.S. for the use of American Indian tribes. The tribes have primary governmental authority over the AIRs and associated off-reservation trust lands. Federal AIRs may cross State and all other area boundaries.
- State-recognized American Indian Reservations (SAIRs) - reservations established by some State governments for tribes recognized by the State. The tribes may have governmental authority over the SAIRs. SAIRs must be defined within a single State but may cross county and other types of boundaries.
- Oklahoma tribal statistical areas (OTSAs) - areas intended to represent the former American Indian reservations that existed in Indian and Oklahoma territories prior to Oklahoma statehood in 1907. OTSAs are contained within the State of Oklahoma but may cross all other area boundaries.
- Tribal designated statistical areas (TDSAs) - areas identified and delineated for federally-recognized American Indian tribes that do not currently have an AIR or off-reservation trust land. A TDSA is intended to encompass a compact and contiguous area that contains a concentration of individuals who identify with the delineating federally-recognized American Indian tribe. TDSAs may cross State and all other area boundaries.
- State designated tribal statistical areas (SDTSAs) - areas identified and delineated for State-recognized tribes that are not federally-recognized and do not have an AIR or off-reservation trust land. SDTSAs provide State-recognized tribes without reservations statistical data for a geographic area that encompasses a substantial concentration of tribal members. SDTSAs must be defined within a single State but may cross county and other types of boundaries.

The AIAs are mutually exclusive, i.e., no AIA can overlap another AIA. In cases where more than one tribe claims jurisdiction over an area, the Census Bureau creates a joint-use area as a separate entity to define this area of dual claims.

Some NSDUH segments can cross more than one AIA. In order to assign a single AIA to a segment, a ‘majority’ AIA variable was created by summing the total number of dwelling units within each of the AIAs within the segment and then assigning the AIA with the most dwelling units to that segment. The resulting ‘majority’ AIAs were summarized to form MAIIN102. MAIIN102 is based on 2010 census data.

MAIIN102

Len : 1 MAJORITY AMER INDIAN AREA INDICATOR FOR SEGMENT

	Freq	Pct
1 = Segment in an American Indian area	875	1.48
2 = Segment not in an American Indian area	58194	98.52

BLOCK

BLOCK

The Census provides data for five types of American Indian areas (AIAs):

- Federally-recognized American Indian reservations (AIRs) and off-reservation trust land areas – areas that have been set aside by the U.S. for the use of American Indian tribes. The tribes have primary governmental authority over the AIRs and associated off-reservation trust lands. Federal AIRs may cross State and all other area boundaries.
- State-recognized American Indian Reservations (SAIRs) - reservations established by some State governments for tribes recognized by the State. The tribes may have governmental authority over the SAIRs. SAIRs must be defined within a single State but may cross county and other types of boundaries.
- Oklahoma tribal statistical areas (OTSA) - areas intended to represent the former American Indian reservations that existed in Indian and Oklahoma territories prior to Oklahoma statehood in 1907. OTSAs are contained within the State of Oklahoma but may cross all other area boundaries.
- Tribal designated statistical areas (TDSAs) - areas identified and delineated for federally-recognized American Indian tribes that do not currently have an AIR or off-reservation trust land. A TDSA is intended to encompass a compact and contiguous area that contains a concentration of individuals who identify with the delineating federally-recognized American Indian tribe. TDSAs may cross State and all other area boundaries.
- State designated tribal statistical areas (SDTSAs) - areas identified and delineated for State-recognized tribes that are not federally-recognized and do not have an AIR or off-reservation trust land. SDTSAs provide State-recognized tribes without reservations statistical data for a geographic area that encompasses a substantial concentration of tribal members. SDTSAs must be defined within a single State but may cross county and other types of boundaries.

The AIAs are mutually exclusive, i.e., no AIA can overlap another AIA. In cases where more than one tribe claims jurisdiction over an area, the Census Bureau creates a joint-use area as a separate entity to define this area of dual claims.

The variable AIIND102 is based on 2010 census data and is defined by mapping the census block in which a respondent resides to the 2010 census file.

AIIND102

Len : 1 AMER INDIAN AREA INDICATOR

	Freq	Pct
1 = Census block in an American Indian area	892	1.51
2 = Census block not in an American Indian area	58177	98.49

DEMOGRAPHICS

DEMOGRAPHICS

DEMOGRAPHICS

NOTE: After a respondent has entered his/her birthdate in the first part of the questionnaire, he/she has multiple opportunities to change his/her age in response to consistency checks throughout the questionnaire. It is therefore possible for the age recorded by the respondent at the beginning of the questionnaire to be different than the age at the end of the questionnaire. The final age variable is determined using these two constituent age variables, in addition to the age calculated from the raw birthdate and the final edited interview date, the age entered in the questionnaire roster (if it exists), and the pre-interview screener age.

AGE3 Len : 2 RECODE - FINAL EDITED AGE

	Freq	Pct
1 = Respondent is 12 or 13 years old	3926	6.65
2 = Respondent is 14 or 15 years old	4284	7.25
3 = Respondent is 16 or 17 years old	3759	6.36
4 = Respondent is between 18 and 20 years old.....	4978	8.43
5 = Respondent is between 21 and 23 years old.....	5565	9.42
6 = Respondent is 24 or 25 years old	3764	6.37
7 = Respondent is between 26 and 29 years old.....	4003	6.78
8 = Respondent is between 30 and 34 years old.....	5642	9.55
9 = Respondent is between 35 and 49 years old.....	12588	21.31
10 = Respondent is between 50 and 64 years old.....	5369	9.09
11 = Respondent is 65 years old or older	5191	8.79

How many times have you been married?

(QD08)
NOMARR2 Len : 2 NUMBER OF TIMES MARRIED

	Freq	Pct
1 = One time	20416	34.56
2 = Two or more times.....	5085	8.61
94 = DON'T KNOW	4	0.01
97 = REFUSED	41	0.07
99 = LEGITIMATE SKIP.....	33523	56.75

Have you ever been in the United States Armed Forces?

(QD09)
SERVICE Len : 2 EVER BEEN IN THE US ARMED FORCES

	Freq	Pct
1 = Yes.....	2522	4.27
2 = No.....	46433	78.61
85 = BAD DATA Logically assigned.....	19	0.03
94 = DON'T KNOW	2	0.00
97 = REFUSED	3	0.01
99 = LEGITIMATE SKIP.....	10090	17.08

Are you currently on active duty in the United States Armed Forces, are you in a Reserve component, or are you now separated or retired from the military?

(QD10)
MILSTAT Len : 2 CURRENT MILITARY STATUS

	Freq	Pct
2 = In a reserves component.....	174	0.29
3 = Now separated/retired from reserves/active duty	2338	3.96
85 = BAD DATA Logically assigned	19	0.03
94 = DON'T KNOW	5	0.01
97 = REFUSED	10	0.02
99 = LEGITIMATE SKIP.....	56523	95.69

DEMOGRAPHICS

Have you ever served on active duty in the United States Armed Forces or Reserve components? Active duty does not include training for the Reserves or National Guard, but does include activation, for example, for a national emergency or military conflict.

(QD10A)

[ACTDEVER](#)

Len : 2 EVER ON ACTIVE DUTY IN US MILITARY/RESERV

	Freq	Pct
1 = Yes.....	1984	3.36
2 = No.....	539	0.91
85 = BAD DATA Logically assigned.....	19	0.03
94 = DON'T KNOW.....	1	0.00
97 = REFUSED.....	3	0.01
99 = LEGITIMATE SKIP.....	56523	95.69

When did you serve on active duty in the United States Armed Forces or Reserve components? Just give me the number or numbers from the card.

(QD10B1)

[ACTD2001](#)

Len : 2 SEPTEMBER 2001 OR LATER

	Freq	Pct
1 = Yes.....	838	1.42
2 = No (not entered).....	1140	1.93
85 = BAD DATA Logically assigned.....	19	0.03
97 = REFUSED.....	5	0.01
98 = BLANK (NO ANSWER).....	5	0.01
99 = LEGITIMATE SKIP.....	57062	96.60

(QD10B2)

[ACTD9001](#)

Len : 2 AUG 1990 TO AUG 2001 (INCLUDING PERSIAN GULF WAR)

	Freq	Pct
1 = Yes.....	494	0.84
2 = No (not entered).....	1484	2.51
85 = BAD DATA Logically assigned.....	20	0.03
97 = REFUSED.....	5	0.01
98 = BLANK (NO ANSWER).....	4	0.01
99 = LEGITIMATE SKIP.....	57062	96.60

(QD10B3)

[ACTD7590](#)

Len : 2 MAY 1975 TO JULY 1990

	Freq	Pct
1 = Yes.....	436	0.74
2 = No (not entered).....	1541	2.61
85 = BAD DATA Logically assigned.....	20	0.03
97 = REFUSED.....	5	0.01
98 = BLANK (NO ANSWER).....	5	0.01
99 = LEGITIMATE SKIP.....	57062	96.60

(QD10B4)

[ACTDV1ET](#)

Len : 2 VIETNAM ERA (MARCH 1961 TO APRIL 1975)

	Freq	Pct
1 = Yes.....	597	1.01
2 = No (not entered).....	1381	2.34
85 = BAD DATA Logically assigned.....	20	0.03
97 = REFUSED.....	5	0.01
98 = BLANK (NO ANSWER).....	4	0.01
99 = LEGITIMATE SKIP.....	57062	96.60

(QD10B5, QD10B6, QD10B7, QD10B8, QD10B9)

[ACTDPRIV](#)

Len : 2 ANY TIME BEFORE VIETNAM ERA (MARCH 1961)

	Freq	Pct
1 = Yes.....	114	0.19
2 = No (not entered).....	1863	3.15
85 = BAD DATA Logically assigned.....	22	0.04
97 = REFUSED.....	5	0.01
98 = BLANK (NO ANSWER).....	3	0.01
99 = LEGITIMATE SKIP.....	57062	96.60

DEMOGRAPHICS

Did you ever serve on active duty in the United States Armed Forces or Reserve components in a military combat zone or an area where you drew imminent danger pay or hostile fire pay?

(QD10C)

COMBATPY

Len : 2 EVER IN COMBAT ZONE ON ACTIVE DUTY

	Freq	Pct
1 = YES	818	1.38
2 = NO	1159	1.96
85 = BAD DATA Logically assigned	19	0.03
94 = DON'T KNOW	5	0.01
97 = REFUSED	5	0.01
98 = BLANK (NO ANSWER)	1	0.00
99 = LEGITIMATE SKIP	57062	96.60

This question is about your overall health. Would you say your health in general is excellent, very good, good, fair, or poor?

(QD12)

HEALTH

Len : 2 OVERALL HEALTH

	Freq	Pct
1 = Excellent	12666	21.44
2 = Very good	22204	37.59
3 = Good	17714	29.99
4 = Fair	5613	9.50
5 = Poor	859	1.45
94 = DON'T KNOW	10	0.02
97 = REFUSED	3	0.01

How many times in the past 12 months have you moved? Please include moves from one residence to another within the same city/town as well as those from one city/town to another.

(QD13)

MOVSINPYR2

Len : 3 # TIMES MOVED PAST 12 MONTHS- RECODED

	Freq	Pct
0 = 0 times	42902	72.63
1 = One time	8993	15.22
2 = Two times	3790	6.42
3 = Three or more times	1317	2.23
985 = BAD DATA Logically assigned	62	0.10
994 = DON'T KNOW	482	0.82
997 = REFUSED	291	0.49
998 = BLANK (NO ANSWER)	1232	2.09

People are different in their sexual attraction to other people. Which statement best describes your feelings?

(QD62)

SEXATTRACT

Len : 2 SEXUAL ATTRACTION

	Freq	Pct
1 = I am only attracted to opposite sex	35356	59.86
2 = I am mostly attracted to opposite sex	4398	7.45
3 = I am equally attracted to males and females	2770	4.69
4 = I am mostly attracted to same sex	752	1.27
5 = I am only attracted to same sex	1081	1.83
6 = I am not sure	1076	1.82
85 = BAD DATA Logically assigned	30	0.05
94 = DON'T KNOW	106	0.18
97 = REFUSED	314	0.53
98 = BLANK (NO ANSWER)	1217	2.06
99 = LEGITIMATE SKIP	11969	20.26

DEMOGRAPHICS

Which one of the following do you consider yourself to be?

(QD63)

SEXIDENT

Len : 2 SEXUAL IDENTITY

	Freq	Pct
1 = Heterosexual, that is, straight.....	39351	66.62
2 = Lesbian or Gay.....	1406	2.38
3 = Bisexual.....	4432	7.50
85 = BAD DATA Logically assigned.....	30	0.05
94 = DON'T KNOW.....	250	0.42
97 = REFUSED.....	412	0.70
98 = BLANK (NO ANSWER).....	1219	2.06
99 = LEGITIMATE SKIP.....	11969	20.26

How well do you speak English?

(QD55)

SPEAKENGL

Len : 2 HOW WELL SPEAK ENGLISH

	Freq	Pct
1 = Very well.....	51783	87.67
2 = Well.....	4269	7.23
3 = Not well.....	1120	1.90
4 = Not at all.....	440	0.74
85 = BAD DATA Logically assigned.....	62	0.10
94 = DON'T KNOW.....	64	0.11
97 = REFUSED.....	86	0.15
98 = BLANK (NO ANSWER).....	1245	2.11

Do you have difficulty seeing, even when wearing glasses or contact lenses?

(SEE)

LVLDIFSEE2

Len : 2 LEVEL OF DIFFICULTY SEEING EVEN WITH GLASSES

	Freq	Pct
1 = No Difficulty.....	42465	71.89
2 = Some difficulty.....	13290	22.50
3 = A lot of difficulty or cannot do at all.....	1726	2.92
85 = BAD DATA Logically assigned.....	62	0.10
94 = DON'T KNOW.....	153	0.26
97 = REFUSED.....	125	0.21
98 = BLANK (NO ANSWER).....	1248	2.11

Do you have difficulty hearing, even when using hearing aids?

(HEAR)

LVLDIFHEAR2

Len : 2 LEVEL OF DIFFICULTY HEARING EVEN WITH HEARING AIDS

	Freq	Pct
1 = No Difficulty.....	49831	84.36
2 = Some difficulty.....	6618	11.20
3 = A lot of difficulty or cannot do at all.....	932	1.58
85 = BAD DATA Logically assigned.....	62	0.10
94 = DON'T KNOW.....	230	0.39
97 = REFUSED.....	145	0.25
98 = BLANK (NO ANSWER).....	1251	2.12

Do you have difficulty walking or climbing steps?

(WALK)

LVLDIFWALK2

Len : 2 LEVEL OF DIFFICULTY WALKING OR CLIMBING STEPS

	Freq	Pct
1 = No Difficulty.....	50250	85.07
2 = Some difficulty.....	5871	9.94
3 = A lot of difficulty or cannot do at all.....	1413	2.39
85 = BAD DATA Logically assigned.....	62	0.10
94 = DON'T KNOW.....	108	0.18
97 = REFUSED.....	111	0.19
98 = BLANK (NO ANSWER).....	1254	2.12

DEMOGRAPHICS

Do you have difficulty remembering or concentrating?

(MEM)

LVLDFMEM2

Len : 2 LEVEL OF DIFFICULTY REMEMBERING OR CONCENTRATING

	Freq	Pct
1 = No Difficulty.....	36120	61.15
2 = Some difficulty	17283	29.26
3 = A lot of difficulty or cannot do at all.....	4125	6.98
85 = BAD DATA Logically assigned	62	0.10
94 = DON'T KNOW	103	0.17
97 = REFUSED	121	0.20
98 = BLANK (NO ANSWER)	1255	2.12

Do you have difficulty with self-care, such as washing all over or dressing?

(CARE)

LVLDFCARE2

Len : 2 LEVEL OF DIFFICULTY WITH SELF-CARE

	Freq	Pct
1 = No Difficulty.....	51978	88.00
2 = Some difficulty	4442	7.52
3 = A lot of difficulty or cannot do at all.....	1082	1.83
85 = BAD DATA Logically assigned	62	0.10
94 = DON'T KNOW	123	0.21
97 = REFUSED	126	0.21
98 = BLANK (NO ANSWER)	1256	2.13

Using your usual language, do you have difficulty communicating, for example understanding or being understood?

(COMM)

LVLDFCOMM2

Len : 2 LEVEL OF DIFFICULTY COMMUNICATING USING YOUR USUAL LANGUAGE

	Freq	Pct
1 = No Difficulty.....	49880	84.44
2 = Some difficulty	6457	10.93
3 = A lot of difficulty or cannot do at all.....	1146	1.94
85 = BAD DATA Logically assigned	62	0.10
94 = DON'T KNOW	143	0.24
97 = REFUSED	125	0.21
98 = BLANK (NO ANSWER)	1256	2.13

IMPUTED DEMOGRAPHICS

IMPUTED DEMOGRAPHICS

Beginning with the 2002 survey, missing values for the gender question (QD01) were no longer permitted. Thus, no imputation was required. This variable has the prefix 'IR', which stands for 'Imputation Revised', only for the sake of consistency with data sets from earlier surveys.

(QD01)

IRSEX

Len : 1 IMPUTATION REVISED GENDER

	Freq	Pct
1 = Male.....	27047	45.79
2 = Female.....	32022	54.21

NOTE: The variable IRMARIT reflects the move of the marital status questions from self-administration in 2015 back to interviewer administration in 2016. This variable is considered to be comparable with corresponding variables in 2002 to 2014 (when this question also was interviewer-administered) but is not considered to be comparable with the marital status variable IRMARITSTAT in 2015. Analytic goals should be considered prior to pooling or comparing marital status data from 2015 with data from other years.

IRMARIT

Len : 2 IMPUTATION REVISED MARITAL STATUS

	Freq	Pct
1 = Married.....	19521	33.05
2 = Widowed.....	1340	2.27
3 = Divorced or Separated.....	4673	7.91
4 = Never Been Married.....	27497	46.55
99 = LEGITIMATE SKIP Respondent is <= 14 years old.....	6038	10.22

IIMARIT

Len : 1 IMPUTATION INDICATOR MARITAL STATUS

	Freq	Pct
1 = Marital status from questionnaire.....	53001	89.73
3 = Marital status statistically imputed.....	30	0.05
9 = LEGITIMATE SKIP Respondent is <= 14 years old.....	6038	10.22

IREDUHIGHST2

Len : 2 EDUCATION - RECODED IMPUTATION REVISED

	Freq	Pct
1 = Fifth grade or less grade completed.....	884	1.50
2 = Sixth grade completed.....	1959	3.32
3 = Seventh grade completed.....	2134	3.61
4 = Eighth grade completed.....	2525	4.27
5 = Ninth grade completed.....	2672	4.52
6 = Tenth grade completed.....	2567	4.35
7 = Eleventh or Twelfth grade completed, no diploma.....	3847	6.51
8 = High school diploma/GED.....	12189	20.64
9 = Some college credit, but no degree.....	9803	16.60
10 = Associate's degree (for example, AA, AS).....	4189	7.09
11 = College graduate or higher.....	16300	27.59

IIEDUHIGHST2

Len : 1 EDUCATION INDICATOR - IMPUTATION INDICATOR

	Freq	Pct
1 = Education from questionnaire.....	58996	99.88
3 = Education statistically imputed.....	73	0.12

RECODED DEMOGRAPHICS

RECODED DEMOGRAPHICS

(AGE3)

CATAGE

Len : 1 RC-AGE CATEGORY

	Freq	Pct
1 = 12-17 Years Old.....	11969	20.26
2 = 18-25 Years Old.....	14307	24.22
3 = 26-34 Years Old.....	9645	16.33
4 = 35 or Older.....	23148	39.19

(AGE3)

CATAG2

Len : 1 RC-AGE CATEGORY RECODE (3 LEVELS)

	Freq	Pct
1 = 12-17 Years Old.....	11969	20.26
2 = 18-25 Years Old.....	14307	24.22
3 = 26 or Older.....	32793	55.52

(AGE3)

CATAG3

Len : 1 RC-AGE CATEGORY RECODE (5 LEVELS)

	Freq	Pct
1 = 12-17 Years Old.....	11969	20.26
2 = 18-25 Years Old.....	14307	24.22
3 = 26-34 Years Old.....	9645	16.33
4 = 35-49 Years Old.....	12588	21.31
5 = 50 or Older.....	10560	17.88

(AGE3)

CATAG6

Len : 1 RC-AGE CATEGORY RECODE (6 LEVELS)

	Freq	Pct
1 = 12-17 Years Old.....	11969	20.26
2 = 18-25 Years Old.....	14307	24.22
3 = 26-34 Years Old.....	9645	16.33
4 = 35-49 Years Old.....	12588	21.31
5 = 50-64 Years Old.....	5369	9.09
6 = 65 or Older.....	5191	8.79

(AGE3)

CATAG7

Len : 1 RC-AGE CATEGORY RECODE (7 LEVELS)

	Freq	Pct
1 = 12-13 Years Old.....	3926	6.65
2 = 14-15 Years Old.....	4284	7.25
3 = 16-17 Years Old.....	3759	6.36
4 = 18-20 Years Old.....	4978	8.43
5 = 21-25 Years Old.....	9329	15.79
6 = 26-34 Years Old.....	9645	16.33
7 = 35 or Older.....	23148	39.19

(AGE3)

PREGAGE2

Len : 1 RC-PREGNANCY AGE CATEGORY RECODE

	Freq	Pct
1 = 15-17 Years Old.....	5932	10.04
2 = 18-25 Years Old.....	14307	24.22
3 = 26-44 Years Old.....	18532	31.37
4 = Otherwise (12-14, 45 or Older).....	20298	34.36

(AGE3)

DRVINAGE

Len : 1 RC-DUI AGE CATEGORY RECODE

	Freq	Pct
1 = 16-25 Years Old.....	18066	30.58
2 = 26 or Older.....	32793	55.52
3 = Otherwise (12-15 Years Old).....	8210	13.90

RECORDED DEMOGRAPHICS

(AGE3)

DRVINDETAG

Len : 1 RC-DUI DETAILED AGE CATEGORY RECODE

	Freq	Pct
1 = 16-20 Years Old.....	8737	14.79
2 = 21-25 Years Old.....	9329	15.79
3 = 26 or Older.....	32793	55.52
4 = Otherwise (12-15 Years Old).....	8210	13.90

(CATAGE, IRSEX)

SEXAGE

Len : 1 RC-COMBINED GENDER BY AGE CATEGORY INDICATOR

	Freq	Pct
1 = Males Aged 12-17 (IRSEX=1 and CATAGE=1).....	6195	10.49
2 = Females Aged 12-17 (IRSEX=2 and CATAGE=1).....	5774	9.78
3 = Males Aged 18-25 (IRSEX=1 and CATAGE=2).....	6664	11.28
4 = Females Aged 18-25 (IRSEX=2 and CATAGE=2).....	7643	12.94
5 = Otherwise.....	32793	55.52

NEWRACE2

Len : 1 RC-RACE/HISPANICITY RECODE (7 LEVELS)

	Freq	Pct
1 = NonHispanic White.....	34169	57.85
2 = NonHispanic Black/African American.....	7155	12.11
3 = NonHispanic Native American/American Indian.....	865	1.46
4 = NonHispanic Native Hawaiian/Other Pacific Islander.....	250	0.42
5 = NonHispanic Asian.....	3066	5.19
6 = NonHispanic more than one race.....	2496	4.23
7 = Hispanic.....	11068	18.74

(IRSEX, NEWRACE2)

SEXRACE

Len : 1 RC-COMBINED GENDER BY RACE INDICATOR

	Freq	Pct
1 = Male, White, Not Hispanic (IRSEX=1 and NEWRACE2=1).....	15614	26.43
2 = Female, White, Not Hispanic (IRSEX=2 and NEWRACE2=1).....	18555	31.41
3 = Male, Black, Not Hispanic (IRSEX=1 and NEWRACE2=2).....	3203	5.42
4 = Female, Black, Not Hispanic (IRSEX=2 and NEWRACE2=2).....	3952	6.69
5 = Male, Hispanic (IRSEX=1 and NEWRACE2=7).....	5117	8.66
6 = Female, Hispanic (IRSEX=2 and NEWRACE2=7).....	5951	10.07
7 = Male or Female, Other Races (Otherwise).....	6677	11.30

(IREDUHIGHST2)

EDUHIGHCAT

Len : 1 RC-EDUCATION CATEGORIES

	Freq	Pct
1 = Less than high school (IREDUHIGHST2=1-7 & AGE3=4-11).....	4775	8.08
2 = High school graduate (IREDUHIGHST2=8 & AGE3=4-11).....	12065	20.43
3 = Some college/Associate Degree (IREDUHIGHST2=9-10 & AGE3=4-11).....	13964	23.64
4 = College graduate (IREDUHIGHST2=11 & AGE3=4-11).....	16296	27.59
5 = 12 to 17 year olds (AGE3=1-3).....	11969	20.26

(HEALTH)

HEALTH2

Len : 1 RC-OVERALL HEALTH RECODE

	Freq	Pct
. = Unknown (Otherwise).....	13	0.02
1 = Excellent (HEALTH=1).....	12666	21.44
2 = Very Good (HEALTH=2).....	22204	37.59
3 = Good (HEALTH=3).....	17714	29.99
4 = Fair/Poor (HEALTH=4,5).....	6472	10.96

EDUCATION

EDUCATION

NOTE: EDUSCHLGO takes into account information from follow-up probes if respondents originally reported that they were not enrolled in school. Based on these probes, respondents were coded as yes (i.e., enrolled) if they were on break from school and intended to return to school once their break was over. EDUSCHLGO was assigned a code of 11 if the respondent reported currently being enrolled but there was uncertainty about the respondent's school enrollment status.

The next questions are about school. By 'school', we mean elementary school, junior high or middle school, high school, or a college or university. Please include home schooling as well. Do you go to school?

If you are on a holiday or break from school, such as spring break or summer vacation, but plan to return when the break is over, please answer yes.

(QD17, QD17A, QD17B)

EDUSCHLGO

Len : 2 NOW GOING TO SCHOOL

	Freq	Pct
1 = Yes.....	18153	30.73
2 = No.....	38897	65.85
11 = Yes (EDUSKPMON = 30).....	41	0.07
85 = BAD DATA Logically assigned.....	63	0.11
94 = DON'T KNOW.....	336	0.57
97 = REFUSED.....	330	0.56
98 = BLANK (NO ANSWER).....	1249	2.11

What grade or year of school are you now attending?

What grade or year of school will you be attending when your vacation is over?

(QD18)

EDUSCHGRD2

Len : 2 WHAT GRADE IN NOW/WILL BE IN

	Freq	Pct
1 = 5th Grade or lower.....	41	0.07
2 = 6th Grade.....	536	0.91
3 = 7th Grade.....	1632	2.76
4 = 8th Grade.....	1839	3.11
5 = 9th Grade.....	1923	3.26
6 = 10th Grade.....	1850	3.13
7 = 11th Grade.....	1728	2.93
8 = 12th Grade.....	1649	2.79
9 = College or university/1st year.....	1589	2.69
10 = College or university/2nd Year, 3rd year.....	2197	3.72
11 = College or university/4th Year, 5th or higher year.....	2366	4.01
98 = BLANK (NO ANSWER).....	2822	4.78
99 = LEGITIMATE SKIP.....	38897	65.85

Are you a full-time student or a part-time student?

Will you be a full-time student or a part-time student?

(QD19)

EDUFULPAR

Len : 2 FULL OR PART TIME

	Freq	Pct
1 = FULL-TIME.....	14976	25.35
2 = PART-TIME.....	2513	4.25
85 = BAD DATA Logically assigned.....	6	0.01
94 = DON'T KNOW.....	395	0.67
97 = REFUSED.....	296	0.50
98 = BLANK (NO ANSWER).....	1986	3.36
99 = LEGITIMATE SKIP.....	38897	65.85

EDUCATION

During the past 30 days, that is, from [DATEFILL] up to and including today, how many whole days of school did you miss because you were sick or injured? Please do not include days you missed because you stayed home with a sick child or other family member.

(QD20)

EDUSCKMON

Len : 2 HOW MANY DAYS MISSED SCHOOL FROM SICK

	Freq	Pct
RANGE = 1 - 30	5126	8.68
0 = None	7135	12.08
85 = BAD DATA Logically assigned	6	0.01
90 = SCHOOL NOT IN SESSION	2185	3.70
94 = DON'T KNOW	472	0.80
97 = REFUSED	56	0.09
98 = BLANK (NO ANSWER)	2679	4.54
99 = LEGITIMATE SKIP	41410	70.10

What is your best estimate of the number of whole days of school you missed because you were sick or injured during the past 30 days?

(QD20DKRE)

EDUSCKEST

Len : 2 BEST ESTIMATE # DAYS MISSED BECAUSE SICK OR INURED

	Freq	Pct
1 = 0 days	114	0.19
2 = 1 day	35	0.06
3 = 2 days	55	0.09
4 = 3 to 5 days	68	0.12
5 = 6 or more days	64	0.11
6 = School was not in session during the past 30 days	32	0.05
94 = DON'T KNOW	140	0.24
97 = REFUSED	20	0.03
98 = BLANK (NO ANSWER)	2685	4.55
99 = LEGITIMATE SKIP	55856	94.56

NOTE: EDUSCKCOM is a recoded variable that incorporates data from EDUSCKMON (if respondents reported a valid number of days that they missed school in QD20 or they reported that school was not in session) or EDUSCKEST (if respondents were asked question QD20DKRE because they answered QD20 as "don't know" or "refused"). If respondents reported in QD20DKRE that they missed school on "3 to 5 days" or on "6 or more days," then EDUSCKCOM was assigned the value at the midpoint in the range (i.e., 4 days or 18 days, respectively).

(QD20, QD20DKRE)

EDUSCKCOM

Len : 2 RC - HOW MANY DAYS MISSED SCHOOL FROM SICK (COMBINED)

	Freq	Pct
RANGE = 0 - 30	12597	21.33
90 = SCHOOL NOT IN SESSION	2217	3.75
94 = DON'T KNOW	140	0.24
97 = REFUSED	20	0.03
98 = BLANK (NO ANSWER)	2685	4.55
99 = LEGITIMATE SKIP	41410	70.10

During the past 30 days, that is since [DATEFILL], how many whole days did you miss because you skipped or "cut" or just didn't want to be there? Please do not include days you missed because you stayed home with a sick child or other family member.

(QD21)

EDUSKPMON

Len : 2 HOW MANY DAYS MISSED SCHOOL FROM SKIPPING

	Freq	Pct
RANGE = 1 - 30	2970	5.03
0 = None	9437	15.98
85 = BAD DATA Logically assigned	6	0.01
94 = DON'T KNOW	285	0.48
97 = REFUSED	65	0.11
98 = BLANK (NO ANSWER)	2679	4.54
99 = LEGITIMATE SKIP	43627	73.86

EDUCATION

What is your best estimate of the number of whole days of school you missed because you skipped or 'cut' or just didn't want to be there during the past 30 days?

(QD21DKRE)
EDUSKPEST

Len : 2 BEST ESTIMATE # DAYS MISSED BECAUSE SKIPPED OR CUT

	Freq	Pct
1 = 0 days.....	101	0.17
2 = 1 day.....	27	0.05
3 = 2 days.....	22	0.04
4 = 3 to 5 days.....	27	0.05
5 = 6 or more days.....	25	0.04
94 = DON'T KNOW.....	114	0.19
97 = REFUSED.....	34	0.06
98 = BLANK (NO ANSWER).....	2685	4.55
99 = LEGITIMATE SKIP.....	56034	94.86

NOTE: EDUSKPCOM is a recoded variable that incorporates data from EDUSKPMON (if respondents reported a valid number of days that they missed school in QD21) or EDUSKPEST (if respondents were asked question QD21DKRE because they answered QD21 as "don't know" or "refused"). If respondents reported in QD21DKRE that they missed school on "3 to 5 days" or on "6 or more days," then EDUSKPCOM was assigned the value at the midpoint in the range (i.e., 4 days or 18 days, respectively).

(QD21, QD21DKRE)
EDUSKPCOM

Len : 2 RC - HOW MANY DAYS MISSED SCHOOL FROM SKIPPING (COMBINED)

	Freq	Pct
RANGE = 0 - 30.....	12609	21.35
94 = DON'T KNOW.....	114	0.19
97 = REFUSED.....	34	0.06
98 = BLANK (NO ANSWER).....	2685	4.55
99 = LEGITIMATE SKIP.....	43627	73.86

For this question, please consider only the family members listed below, whether or not they live with you.

- Your spouse
- Your unmarried partner
- Your mother
- Your father
- Your son or sons
- Your daughter or daughters
- Your brother or brothers
- Your sister or sisters

Please include only these family members, whether they are biological, step or adoptive. Are any of these family members currently serving in the United States military? Press F2 to see and hear a definition of "military."

(QD10D)
MILTFAMILY

Len : 2 ANY IMMEDIATE FAMILY CURRENTLY IN US MILITARY

	Freq	Pct
1 = Yes.....	4851	8.21
2 = No.....	52054	88.12
85 = BAD DATA Logically assigned.....	103	0.17
94 = DON'T KNOW.....	455	0.77
97 = REFUSED.....	309	0.52
98 = BLANK (NO ANSWER).....	1297	2.20

(QD10E1, QD10E2)
MILTSPPAR

Len : 2 SPOUSE OR PARTNER IN MILITARY

	Freq	Pct
1 = Yes.....	1095	1.85
2 = No.....	2823	4.78
85 = BAD DATA Logically assigned.....	48	0.08
94 = DON'T KNOW.....	571	0.97
97 = REFUSED.....	294	0.50
98 = BLANK (NO ANSWER).....	2184	3.70
99 = LEGITIMATE SKIP.....	52054	88.12

EDUCATION

(QD10E3, QD10E4)

MILTPARNT

Len : 2 FATHER OR MOTHER IN MILITARY

	Freq	Pct
1 = Yes.....	911	1.54
2 = No.....	2999	5.08
85 = BAD DATA Logically assigned.....	90	0.15
94 = DON'T KNOW.....	571	0.97
97 = REFUSED.....	294	0.50
98 = BLANK (NO ANSWER).....	2150	3.64
99 = LEGITIMATE SKIP.....	52054	88.12

(QD10E5, QD10E6)

MILTCHLDR

Len : 2 SON OR DAUGHTER IN MILITARY

	Freq	Pct
1 = Yes.....	567	0.96
2 = No.....	3333	5.64
85 = BAD DATA Logically assigned.....	86	0.15
94 = DON'T KNOW.....	571	0.97
97 = REFUSED.....	294	0.50
98 = BLANK (NO ANSWER).....	2164	3.66
99 = LEGITIMATE SKIP.....	52054	88.12

(QD10E7, QD10E8)

MILTSIBLN

Len : 2 SISTER OR BROTHER IN MILITARY

	Freq	Pct
1 = Yes.....	1692	2.86
2 = No.....	2226	3.77
85 = BAD DATA Logically assigned.....	41	0.07
94 = DON'T KNOW.....	571	0.97
97 = REFUSED.....	294	0.50
98 = BLANK (NO ANSWER).....	2191	3.71
99 = LEGITIMATE SKIP.....	52054	88.12

RECODED EDUCATION

RECODED EDUCATION

(AGE3, EDUFULPAR, EDUSCHGRD2, EDUSCHLGO)

ENRLCOLLFT2 Len : 1 RC-COLLEGE ENROLLMENT-FULL TIME

	Freq	Pct
1 = Full Time College Student Aged 18-22	2636	4.46
2 = Other Persons Aged 18-22	5670	9.60
3 = Unknwn Enrollment or not College Aged.....	50763	85.94

(AGE3, EDUFULPAR, EDUSCHGRD2, EDUSCHLGO)

ENRLCOLLST2 Len : 1 RC-COLLEGE ENROLLMENT

	Freq	Pct
1 = Full Time College Student Aged 18-22	2636	4.46
2 = Part Time College Student Aged 18-22	639	1.08
3 = Not Enrolled Aged 18-22.....	4134	7.00
4 = Other Persons Aged 18-22	897	1.52
5 = Unknwn Enrollment or not College Aged.....	50763	85.94

EMPLOYMENT

EMPLOYMENT

(*WRK35WKUS, WRKDPSTWK, WRKDPSTYR, WRKEFFORT, WRKRSNJOB, WRKRSNNOT*)
WRKSTATWK2 Len : 2 WORK SITUATION IN PAST WEEK - RECODE

	Freq	Pct
1 = Worked at full-time job, past week	21486	36.37
2 = Worked at part time job, past week	7042	11.92
3 = Has job or volunteer worker, did not work past wk	3020	5.11
4 = Unemployed/on layoff, looking for work	2425	4.11
5 = Disabled	1707	2.89
6 = Keeping house full-time	2277	3.85
7 = In school/training	3196	5.41
8 = Retired	4326	7.32
9 = Does not have a job, some other reason	5784	9.79
98 = BLANK (NO ANSWER)	1768	2.99
99 = LEGITIMATE SKIP	6038	10.22

The next questions are about working. Did you work at a job or business at any time last week? By last week, I mean the week beginning on Sunday, [STARTDATE] and ending on Saturday, [ENDDATE].

(*QD26*)
WRKDPSTWK Len : 2 WORK AT JOB LAST WEEK

	Freq	Pct
1 = Yes	28603	48.42
2 = No	22660	38.36
4 = No LOGICALLY ASSIGNED	59	0.10
85 = BAD DATA Logically assigned	49	0.08
94 = DON'T KNOW	141	0.24
97 = REFUSED	248	0.42
98 = BLANK (NO ANSWER)	1271	2.15
99 = LEGITIMATE SKIP	6038	10.22

Even though you did not work at any time last week, did you have a job or business?

(*QD27*)
WRKHADJOB Len : 2 DID YOU HAVE A JOB OR BUSINESS

	Freq	Pct
1 = Yes	3055	5.17
2 = No	19525	33.05
4 = No LOGICALLY ASSIGNED	59	0.10
85 = BAD DATA Logically assigned	39	0.07
94 = DON'T KNOW	36	0.06
97 = REFUSED	290	0.49
98 = BLANK (NO ANSWER)	1424	2.41
99 = LEGITIMATE SKIP	34641	58.64

How many hours did you work last week at all jobs or businesses?

(*QD28*)
WRKDHRSWK2 Len : 3 HOW MANY HOURS WORKED LAST WEEK

	Freq	Pct
RANGE = 1 - 60	27694	46.88
61 = 61 or more	743	1.26
985 = BAD DATA Logically assigned	8	0.01
994 = DON'T KNOW	129	0.22
997 = REFUSED	281	0.48
998 = BLANK (NO ANSWER)	1457	2.47
999 = LEGITIMATE SKIP	28757	48.68

EMPLOYMENT

Do you usually work 35 hours or more per week at all jobs or businesses?

(QD29)

[WRK35WKUS](#)

Len : 2 USUALLY WORK 35 OR MORE HRS PER WEEK

	Freq	Pct
1 = Yes.....	23071	39.06
2 = No.....	8496	14.38
85 = BAD DATA Logically assigned.....	8	0.01
94 = DON'T KNOW.....	57	0.10
97 = REFUSED.....	318	0.54
98 = BLANK (NO ANSWER).....	1497	2.53
99 = LEGITIMATE SKIP.....	25622	43.38

Which one of these reasons best describes why you did not work last week?

(QD30)

[WRKRSNNOT](#)

Len : 3 REASON FOR NOT WORKING AT JOB - PAST WK

	Freq	Pct
1 = On vacation/sick/furlough/strike/maternity or family leave.....	1010	1.71
2 = On layoff and not looking for work.....	85	0.14
3 = On layoff and looking for work.....	110	0.19
4 = Waiting to report to a new job.....	149	0.25
5 = Self-employed and did not have business last week.....	360	0.61
6 = Going to school/training.....	373	0.63
7 = Some other reason.....	917	1.55
994 = DON'T KNOW.....	25	0.04
997 = REFUSED.....	314	0.53
998 = BLANK (NO ANSWER).....	1482	2.51
999 = LEGITIMATE SKIP.....	54244	91.83

Which one of these reasons best describes why you did not have a job or business last week?

(QD31)

[WRKRSNJOB](#)

Len : 3 REASON FOR NOT HAVING A JOB - PAST WK

	Freq	Pct
1 = Looking for work.....	3284	5.56
2 = On layoff and not looking for work.....	537	0.91
3 = Keeping house or caring for children full time.....	2283	3.86
4 = Going to school/training.....	3196	5.41
5 = Retired.....	4329	7.33
6 = Disabled for work.....	1710	2.89
7 = Didn't want a job.....	1219	2.06
8 = Some other reason.....	2800	4.74
985 = BAD DATA Logically assigned.....	39	0.07
994 = DON'T KNOW.....	111	0.19
997 = REFUSED.....	375	0.63
998 = BLANK (NO ANSWER).....	1490	2.52
999 = LEGITIMATE SKIP.....	37696	63.82

During the past 30 days, did you make specific efforts to find work? Include any contacts you made with anyone about a job, sending out resumes or applications, placing or answering ads. Do not include only reading job ads.

(QD32)

[WRKEFFORT](#)

Len : 2 PAST 30 DAYS, MAKE EFFORT TO FIND WORK

	Freq	Pct
1 = Yes.....	2315	3.92
2 = No.....	958	1.62
94 = DON'T KNOW.....	5	0.01
97 = REFUSED.....	377	0.64
98 = BLANK (NO ANSWER).....	1644	2.78
99 = LEGITIMATE SKIP.....	53770	91.03

EMPLOYMENT

Now, think about the past 12 months, from [DATEFILL] through today. Did you work at a job or business at any time during the past 12 months?

(QD33)

WRKDPSTYR

Len : 2 PAST 12 MOS, WORKED AT ANY JOB

	Freq	Pct
1 = Yes.....	5031	8.52
2 = No.....	14596	24.71
85 = BAD DATA Logically assigned.....	39	0.07
94 = DON'T KNOW.....	154	0.26
97 = REFUSED.....	260	0.44
98 = BLANK (NO ANSWER).....	1293	2.19
99 = LEGITIMATE SKIP.....	37696	63.82

Have you been self-employed at any time during the past 12 months?

(QD34)

WRKSELFEM

Len : 2 PAST 12 MOS, SELF EMPLOYED

	Freq	Pct
1 = Yes.....	5447	9.22
2 = No.....	30761	52.08
5 = Yes LOGICALLY ASSIGNED (from skip pattern).....	360	0.61
85 = BAD DATA Logically assigned.....	8	0.01
94 = DON'T KNOW.....	76	0.13
97 = REFUSED.....	300	0.51
98 = BLANK (NO ANSWER).....	1483	2.51
99 = LEGITIMATE SKIP.....	20634	34.93

How many different employers, including yourself, have you had in the past 12 months?

(QD35, QD36)

WRKNUMJOB2

Len : 2 PAST 12 MOS, HOW MANY EMPLOYERS

	Freq	Pct
1 = One.....	24745	41.89
2 = Two.....	8198	13.88
3 = Three.....	2094	3.55
4 = Four or more.....	1140	1.93
85 = BAD DATA Logically assigned.....	8	0.01
94 = DON'T KNOW.....	363	0.61
97 = REFUSED.....	402	0.68
98 = BLANK (NO ANSWER).....	1485	2.51
99 = LEGITIMATE SKIP.....	20634	34.93

During the past 12 months, was there ever a time when you did not have at least one job or business?

(QD37)

WRKNJBPYR

Len : 2 PAST 12 MOS, TIME WITH NO JOB

	Freq	Pct
1 = Yes.....	5888	9.97
2 = No.....	25664	43.45
85 = BAD DATA Logically assigned.....	8	0.01
94 = DON'T KNOW.....	54	0.09
97 = REFUSED.....	339	0.57
98 = BLANK (NO ANSWER).....	1485	2.51
99 = LEGITIMATE SKIP.....	25631	43.39

In how many weeks during the past 12 months did you not have at least one job or business?

(QD38)

WRKNJBWKS

Len : 2 HOW MANY WKS W/O JOB IN PAST 12 MOS

	Freq	Pct
RANGE = 1 - 52.....	5542	9.38
85 = BAD DATA Logically assigned.....	47	0.08
94 = DON'T KNOW.....	270	0.46
97 = REFUSED.....	375	0.63
98 = BLANK (NO ANSWER).....	1540	2.61
99 = LEGITIMATE SKIP.....	51295	86.84

EMPLOYMENT

In what year did you last work at a job or business?

(QD39A)

WRKLASTYR2

Len : 4 WHAT YEAR LAST WORKED

	Freq	Pct
RANGE = 1984 - 2022	13912	23.55
1983 = 1983 or earlier	145	0.25
9985 = BAD DATA Logically assigned	70	0.12
9991 = NEVER WORKED AT A JOB OR BUSINESS	4730	8.01
9994 = DON'T KNOW	488	0.83
9997 = REFUSED	283	0.48
9998 = BLANK (NO ANSWER)	1745	2.95
9999 = LEGITIMATE SKIP	37696	63.82

During the past 30 days, that is from [DATEFILL] up to and including today, how many whole days of work did you miss because you were sick or injured?

(QD40)

WRKSICKMO

Len : 2 # DAYS MISSED WORK FOR INJURY/ILLNESS PAST 30 DAYS

	Freq	Pct
RANGE = 1 - 30	8904	15.07
0 = None	22307	37.76
85 = BAD DATA Logically assigned	69	0.12
94 = DON'T KNOW	282	0.48
97 = REFUSED	377	0.64
98 = BLANK (NO ANSWER)	1508	2.55
99 = LEGITIMATE SKIP	25622	43.38

During the past 30 days, that is from [DATEFILL] up to and including today, how many whole days of work did you miss because you just didn't want to be there? Please do not include days you missed because of a planned vacation or days that you stayed home with a sick child or other family member.

(QD41)

WRKSKIPMO

Len : 2 # DAYS SKIPPED WORK PAST 30 DAYS

	Freq	Pct
RANGE = 1 - 30	4533	7.67
0 = None	26714	45.23
85 = BAD DATA Logically assigned	25	0.04
94 = DON'T KNOW	251	0.42
97 = REFUSED	409	0.69
98 = BLANK (NO ANSWER)	1515	2.56
99 = LEGITIMATE SKIP	25622	43.38

At your workplace, is there a written policy about employee use of alcohol or drugs?

(QD43)

WRKDRGPOL

Len : 2 WORKPLACE HAVE WRITTEN POLICY DRUG/ALCOHOL USE

	Freq	Pct
1 = Yes	23298	39.44
2 = No	7307	12.37
85 = BAD DATA Logically assigned	8	0.01
94 = DON'T KNOW	965	1.63
97 = REFUSED	352	0.60
98 = BLANK (NO ANSWER)	1517	2.57
99 = LEGITIMATE SKIP	25622	43.38

EMPLOYMENT

Does this policy cover only alcohol, only drugs, or both alcohol and drugs?

(QD44)

[WRKDRGALB](#)

Len : 2 DID POLICY COVER ALCOHOL, DRUGS, OR BOTH

	Freq	Pct
1 = Only alcohol	227	0.38
2 = Only drugs	1238	2.10
3 = Both alcohol and drugs	21553	36.49
85 = BAD DATA Logically assigned	8	0.01
94 = DON'T KNOW	264	0.45
97 = REFUSED	365	0.62
98 = BLANK (NO ANSWER)	2485	4.21
99 = LEGITIMATE SKIP	32929	55.75

At your workplace, have you ever been given any educational information regarding the use of alcohol or drugs?

(QD45)

[WRKDRGEDU](#)

Len : 2 AT WORK, GIVEN EDUCATION ON DRUGS/ALC

	Freq	Pct
1 = Yes.....	10561	17.88
2 = No.....	20615	34.90
85 = BAD DATA Logically assigned	8	0.01
94 = DON'T KNOW	371	0.63
97 = REFUSED	370	0.63
98 = BLANK (NO ANSWER)	1522	2.58
99 = LEGITIMATE SKIP	25622	43.38

Through your workplace, is there access to any type of employee assistance program or other type of counseling program for employees who have alcohol or drug-related problems?

(QD46)

[WRKDRGHLP](#)

Len : 2 ANY ASSISTANCE PROGRAM OFFERED THROUGH WRK

	Freq	Pct
1 = Yes.....	15519	26.27
2 = No.....	14435	24.44
85 = BAD DATA Logically assigned	8	0.01
94 = DON'T KNOW	1577	2.67
97 = REFUSED	382	0.65
98 = BLANK (NO ANSWER)	1526	2.58
99 = LEGITIMATE SKIP	25622	43.38

Does your workplace ever test its employees for alcohol use?

(QD47)

[WRKTSTALC](#)

Len : 2 WORKPLACE TESTS FOR ALCOHOL USAGE

	Freq	Pct
1 = Yes.....	6657	11.27
2 = No.....	23940	40.53
85 = BAD DATA Logically assigned	8	0.01
94 = DON'T KNOW	939	1.59
97 = REFUSED	375	0.63
98 = BLANK (NO ANSWER)	1528	2.59
99 = LEGITIMATE SKIP	25622	43.38

Does your workplace ever test its employees for drug use?

(QD48)

[WRKTSTDRG](#)

Len : 2 WORKPLACE TESTS FOR DRUG USAGE

	Freq	Pct
1 = Yes.....	12323	20.86
2 = No.....	18385	31.12
85 = BAD DATA Logically assigned	8	0.01
94 = DON'T KNOW	832	1.41
97 = REFUSED	371	0.63
98 = BLANK (NO ANSWER)	1528	2.59
99 = LEGITIMATE SKIP	25622	43.38

EMPLOYMENT

Does your workplace test its employees for drug or alcohol use as part of the hiring process?

(QD49)

WRKTSTHIR

Len : 2 TEST FOR DRUG/ALC AS HIRING PROCESS

	Freq	Pct
1 = Yes.....	10538	17.84
2 = No.....	1872	3.17
85 = BAD DATA Logically assigned.....	8	0.01
94 = DON'T KNOW.....	62	0.10
97 = REFUSED.....	373	0.63
98 = BLANK (NO ANSWER).....	2387	4.04
99 = LEGITIMATE SKIP.....	43829	74.20

Does your workplace test its employees for drug or alcohol use on a random basis?

(QD50)

WRKTSTRDM

Len : 2 TEST ON RANDOM BASIS

	Freq	Pct
1 = Yes.....	6730	11.39
2 = No.....	5507	9.32
85 = BAD DATA Logically assigned.....	8	0.01
94 = DON'T KNOW.....	235	0.40
97 = REFUSED.....	373	0.63
98 = BLANK (NO ANSWER).....	2387	4.04
99 = LEGITIMATE SKIP.....	43829	74.20

According to the policy at your workplace, what happens to an employee the first time he or she tests positive for illicit drugs?

(QD51)

WRKTST1ST

Len : 2 WHAT HAPPENS FIRST TIME CAUGHT

	Freq	Pct
1 = Handled on indiv basis/policy does not spec what.....	4707	7.97
2 = Employee is fired.....	4026	6.82
3 = Employee is referred for treatment or counseling.....	2055	3.48
4 = Nothing happens.....	87	0.15
5 = Something else happens.....	532	0.90
85 = BAD DATA Logically assigned.....	8	0.01
94 = DON'T KNOW.....	1025	1.74
97 = REFUSED.....	410	0.69
98 = BLANK (NO ANSWER).....	2390	4.05
99 = LEGITIMATE SKIP.....	43829	74.20

Would you be more or less likely to want to work for an employer that tests its employees for drug use as part of the hiring process?

(QD52)

WRKOKPREH

Len : 2 WOULD YOU WORK FOR EMP DOES DRUG TEST PRE-HIRE

	Freq	Pct
1 = More likely.....	7380	12.49
2 = Less likely.....	4886	8.27
3 = Would it make no difference to you.....	19043	32.24
85 = BAD DATA Logically assigned.....	8	0.01
94 = DON'T KNOW.....	223	0.38
97 = REFUSED.....	373	0.63
98 = BLANK (NO ANSWER).....	1534	2.60
99 = LEGITIMATE SKIP.....	25622	43.38

Would you be more or less likely to want to work for an employer that tests its employees for drug or alcohol use on a random basis?

(QD53)

WRKOKRAND

Len : 2 WOULD YOU WORK FOR EMP DOES DRUG/ALC TEST RANDOMLY

	Freq	Pct
1 = More likely.....	6137	10.39
2 = Less likely.....	7111	12.04
3 = Would make no difference.....	18067	30.59
85 = BAD DATA Logically assigned.....	8	0.01
94 = DON'T KNOW.....	208	0.35
97 = REFUSED.....	375	0.63
98 = BLANK (NO ANSWER).....	1541	2.61
99 = LEGITIMATE SKIP.....	25622	43.38

IMPUTED EMPLOYMENT

IMPUTED EMPLOYMENT

The following variable, IRWRKSTAT, replaces EMPSTATY that was created from 2001 to 2014. In 2015 employment questions moved from being interviewer-administered to being self-administered through ACASI. The name changes for employment variables reflect the break in comparability.

(WRKSTATWK2)

IRWRKSTAT

Len : 2 EMPLOYMENT STATUS - IMPUTATION REVISED

	Freq	Pct
1 = Employed full time	23853	40.38
2 = Employed part time.....	8705	14.74
3 = Unemployed	3145	5.32
4 = Other (incl. not in labor force)	17328	29.34
99 = 12-14 year olds	6038	10.22

(WRKSTATWK2)

IWRKSTAT

Len : 1 EMPLOYMENT STATUS - IMPUTATION INDICATOR

	Freq	Pct
1 = Employment status from questionnaire.....	51172	86.63
3 = Employment statistically imputed.....	1859	3.15
9 = 12-14 years old	6038	10.22

(WRKSTATWK2)

I2WRKSTAT

Len : 1 EMPLOYMENT STATUS - DETAILED IMPUTATION INDICATOR

	Freq	Pct
1 = Employment status from questionnaire.....	51172	86.63
3 = Emp. statistically imputed (unrestricted).....	1768	2.99
4 = Emp. stat. imp. (restr. to full-time or part-time).....	91	0.15
9 = 12-14 years old	6038	10.22

IRWRKSTAT18 is a recode of IRWRKSTAT and AGE3. Respondents aged 12-17 are assigned a skip code, regardless of their answers to the employment status questions.

(AGE3, IRWRKSTAT)

IRWRKSTAT18

Len : 2 EMPLOYMENT STATUS 18+ - IMPUTATION REVISED

	Freq	Pct
1 = Employed full time	23552	39.87
2 = Employed part time.....	7039	11.92
3 = Unemployed	2481	4.20
4 = Other (incl. not in labor force)	14028	23.75
99 = 12-17 year olds	11969	20.26

(AGE3, IWRKSTAT)

IWRKSTAT18

Len : 1 EMPLOYMENT STATUS 18+ - IMPUTATION INDICATOR

	Freq	Pct
1 = Employment status from questionnaire.....	45361	76.79
3 = Employment statistically imputed.....	1739	2.94
9 = 12-17 years old	11969	20.26

(AGE3, I2WRKSTAT)

I2WRKSTAT18

Len : 1 EMPLOYMENT STATUS 18+ - DETAILED IMPUTATION INDICATOR

	Freq	Pct
1 = Employment status from questionnaire.....	45361	76.79
3 = Emp. statistically imputed (unrestricted).....	1673	2.83
4 = Emp. stat. imp. (restr. to full-time or part-time).....	66	0.11
9 = 12-17 years old	11969	20.26

HOUSEHOLD COMPOSITION (ROSTER)

HOUSEHOLD COMPOSITION (ROSTER)

NOTE: Starting from 2003, the following variable, EDFAM18, replaced the variable IRFAM18 (the imputation-revised indicator for having family members in the household aged 18 or older). Prior to 2003, the edited proxy variables were created using IRFAM18. However in 2003, the procedures for creating the edited proxy variables changed due to changes in the proxy questions in the questionnaire. The new procedures required an edited form of this indicator.

EDFAM18 Len : 2 RC-EDITED INDICATOR: FAMILY IN HH 18 OR OLDER

	Freq	Pct
0 = R has other family members >=18	47513	80.44
1 = R does not have other family members >=18.....	9949	16.84
98 = UNKNOWN	1607	2.72

(FRELAT10, FRELAT11, FRELAT12, FRELAT13, FRELAT14, FRELAT15, FRELAT16, FRELAT17, FRELAT18, FRELAT19, FRELAT20, FRELAT21, FRELAT22, FRELAT23, FRELAT24, FRELAT25, FRELATO2, FRELATO3, FRELATO4, FRELATO5, FRELATO6, FRELATO7, FRELATO8, FRELATO9, FRELATON)

IMOTHER Len : 1 RC-MOTHER IN HH

	Freq	Pct
1 = R is 12-17, mother in hh	10915	18.48
2 = R is 12-17, no mother in hh.....	1008	1.71
3 = R is 12-17, don't know whether mother is in hh.....	46	0.08
4 = R is 18 or older	47100	79.74

(MRELAT10, MRELAT11, MRELAT12, MRELAT13, MRELAT14, MRELAT15, MRELAT16, MRELAT17, MRELAT18, MRELAT19, MRELAT20, MRELAT21, MRELAT22, MRELAT23, MRELAT24, MRELAT25, MRELATO2, MRELATO3, MRELATO4, MRELATO5, MRELATO6, MRELATO7, MRELATO8, MRELATO9, MRELATON)

IFATHER Len : 1 RC-FATHER IN HH

	Freq	Pct
1 = R is 12-17, father in hh	8545	14.47
2 = R is 12-17, no father in hh	3370	5.71
3 = R is 12-17, don't know whether father is in hh.....	54	0.09
4 = R is 18 or older	47100	79.74

NRCH17_2 Len : 1 RECODED # R's CHILDREN < 18 IN HOUSEHOLD

	Freq	Pct
RANGE = 0 - 2.....	54267	91.87
. = Missing.....	1824	3.09
3 = 3 or more.....	2978	5.04

IRHHSIZ2 Len : 1 RECODE - IMPUTATION-REVISED # PERSONS IN HH

	Freq	Pct
1 = One person in household.....	5961	10.09
2 = Two people in household	14616	24.74
3 = Three people in household.....	12427	21.04
4 = Four people in household.....	13068	22.12
5 = Five people in household	7321	12.39
6 = 6 or more people in household.....	5676	9.61

IHHSIZ2 Len : 1 IRHHSIZ2-IMPUTATION INDICATOR

	Freq	Pct
1 = Questionnaire data	57480	97.31
3 = Statistically imputed data.....	1589	2.69

IRK117_2 Len : 1 RECODE - IMPUTATION-REVISED # KIDS AGED<18 IN HH

	Freq	Pct
1 = No children under 18	28401	48.08
2 = One child under 18.....	11938	20.21
3 = Two children under 18.....	10885	18.43
4 = Three or more children under 18.....	7845	13.28

IJK117_2 Len : 1 IRK117_2-IMPUTATION INDICATOR

	Freq	Pct
1 = Questionnaire data	57231	96.89
3 = Statistically imputed data.....	1838	3.11

HOUSEHOLD COMPOSITION (ROSTER)

[IRHH65_2](#)

Len : 1 REC - IMPUTATION-REVISED # OF PER IN HH AGED>=65

	Freq	Pct
1 = No people 65 or older in household	49388	83.61
2 = One person 65 or older in household	5883	9.96
3 = Two or more people 65 or older in household.....	3798	6.43

[IRHH65_2](#)

Len : 1 IRHH65_2-IMPUTATION INDICATOR

	Freq	Pct
1 = Questionnaire data	57239	96.90
3 = Statistically imputed data.....	1830	3.10

PROXY INFORMATION

PROXY INFORMATION

PRXRETRY was created starting in 2014 and indicates whether respondents younger than 18 selected another proxy if their previously selected proxy was unavailable.

(QP03A)

PRXRETRY

Len : 2 SELECTED PROXY UNAVAILABLE, OTHER PROXY AVAILABLE?

	Freq	Pct
2 = No.....	1184	2.00
94 = DON'T KNOW.....	124	0.21
97 = REFUSED.....	60	0.10
98 = BLANK (NO ANSWER).....	2138	3.62
99 = LEGITIMATE SKIP.....	55563	94.06

(HASJOIN)

PRXYDATA

Len : 2 IS PROXY ANSWERING INSURANCE/INCOME QS

	Freq	Pct
1 = Yes.....	15196	25.73
2 = No.....	90	0.15
94 = DON'T KNOW.....	129	0.22
97 = REFUSED.....	61	0.10
98 = BLANK (NO ANSWER).....	2136	3.62
99 = LEGITIMATE SKIP (Respondent answering).....	41457	70.18

HEALTH INSURANCE

HEALTH INSURANCE

The next questions are about [SAMPLE MEMBER POSS] health insurance coverage and the kinds and amounts of income that [SAMPLE MEMBER] and other people in your family receive. This information will help in planning health care services and finding ways to lower costs of care.

NOTE: Beginning in 2003, respondents under the age of 65 who reported that they were covered by Medicare were asked to confirm their answer.

Several government programs provide medical care or help pay medical bills.

Medicare is a health insurance program for people aged 65 and older and for certain people with disabilities. Is [SAMPLE MEMBER A] covered by Medicare?

(QHI01, QHI01V)

MEDICARE

Len : 2 COVERED BY MEDICARE

	Freq	Pct
1 = Yes.....	6268	10.61
2 = No.....	50734	85.89
85 = BAD DATA Logically assigned.....	7	0.01
94 = DON'T KNOW.....	256	0.43
97 = REFUSED.....	71	0.12
98 = BLANK (NO ANSWER).....	1733	2.93

NOTE: The variable CAIDCHIP was created from responses to the first question shown below for respondents who were aged 20 or older. For respondents who were aged 12 to 19, CAIDCHIP was created from responses to the two questions shown below. This variable replaces the variable MEDICAID that was present in prior years. Beginning in 2003, respondents aged 65 or older who reported that they were covered by Medicaid were asked to confirm their answer.

Medicaid is a public assistance program that pays for medical care for people with low income and people with disabilities. The Medicaid program in [STATE FILL] is also called [MEDIFILL]. Medicaid may also be called Medical Assistance.

Is [SAMPLE MEMBER A] covered by Medicaid?

Is [SAMPLE MEMBER A] currently covered by [CHIPFILL]?

(QHI02, QHI02A, QHI02V)

CAIDCHIP

Len : 2 COVERED BY MEDICAID/CHIP

	Freq	Pct
1 = Yes.....	14916	25.25
2 = No.....	41867	70.88
85 = BAD DATA Logically assigned.....	91	0.15
94 = DON'T KNOW.....	374	0.63
97 = REFUSED.....	76	0.13
98 = BLANK (NO ANSWER).....	1745	2.95

There are certain programs that cover active duty and retired career military personnel and their dependents and survivors and also disabled veterans and their dependents and survivors.

Is [SAMPLE MEMBER A] currently covered by TRICARE, or CHAMPUS, CHAMPVA, the VA, or military health care?

(QHI03)

CHAMPUS

Len : 2 COV BY TRICARE, CHAMPUS, CHAMPVA, VA, MILITARY

	Freq	Pct
1 = Yes.....	2394	4.05
2 = No.....	54698	92.60
85 = BAD DATA Logically assigned.....	7	0.01
94 = DON'T KNOW.....	149	0.25
97 = REFUSED.....	70	0.12
98 = BLANK (NO ANSWER).....	1751	2.96

HEALTH INSURANCE

Private health insurance can be obtained through work, such as through an employer, union, or professional association, by paying premiums directly to a health insurance company, or by purchasing a plan through the Health Insurance Marketplace. It includes coverage by a health maintenance organization or HMO, fee for service plans, and single service plans.

Is [SAMPLE MEMBER A] currently covered by private health insurance?

(QHI06)

PRVHLTIN

Len : 2 COVERED BY PRIVATE INSURANCE

	Freq	Pct
1 = Yes.....	33663	56.99
2 = No.....	23174	39.23
85 = BAD DATA Logically assigned	7	0.01
94 = DON'T KNOW	377	0.64
97 = REFUSED	93	0.16
98 = BLANK (NO ANSWER)	1755	2.97

Was [SAMPLE MEMBER POSS] private health insurance obtained through work, such as through an employer, union, or professional association? It can be through any family member's employment, not just [SAMPLE MEMBER POSS] employment.

(QHI07)

GRPHLTIN

Len : 2 PRIVATE PLAN OFFERED THROUGH EMPLOYER OR UNION

	Freq	Pct
1 = Yes.....	29678	50.24
2 = No.....	3905	6.61
85 = BAD DATA Logically assigned	3	0.01
94 = DON'T KNOW	72	0.12
97 = REFUSED	101	0.17
98 = BLANK (NO ANSWER)	2136	3.62
99 = LEGITIMATE SKIP (PRVHLTIN = 2)	23174	39.23

Does [SAMPLE MEMBER POSS] private health insurance include coverage for treatment for any of the following conditions?

Alcohol abuse or alcoholism?

(QHI08)

HLTINALC

Len : 2 ALCOHOL ABUSE OR ALCOHOLISM

	Freq	Pct
1 = Yes.....	19221	32.54
2 = No.....	6340	10.73
85 = BAD DATA Logically assigned	3	0.01
94 = DON'T KNOW	8081	13.68
97 = REFUSED	112	0.19
98 = BLANK (NO ANSWER)	2138	3.62
99 = LEGITIMATE SKIP (PRVHLTIN = 2)	23174	39.23

Drug abuse?

(QHI09)

HLTINDRG

Len : 2 DRUG ABUSE

	Freq	Pct
1 = Yes.....	19167	32.45
2 = No.....	6472	10.96
85 = BAD DATA Logically assigned	3	0.01
94 = DON'T KNOW	8002	13.55
97 = REFUSED	112	0.19
98 = BLANK (NO ANSWER)	2139	3.62
99 = LEGITIMATE SKIP (PRVHLTIN = 2)	23174	39.23

HEALTH INSURANCE

Mental or emotional problems?

(QHI10)

HLTINMNT

Len : 2 MENTAL OR EMOTIONAL DIFFICULTIES

	Freq	Pct
1 = Yes.....	25800	43.68
2 = No.....	4186	7.09
85 = BAD DATA Logically assigned.....	3	0.01
94 = DON'T KNOW.....	3658	6.19
97 = REFUSED.....	109	0.18
98 = BLANK (NO ANSWER).....	2139	3.62
99 = LEGITIMATE SKIP (PRVHLTIN = 2).....	23174	39.23

Is [SAMPLE MEMBER A] currently covered by any kind of health insurance, that is, any policy or program that provides or pays for medical care?

(QHI11)

HLTINNOS

Len : 2 COVERED BY HEALTH INSUR (NOT OTHERWISE SPECIFIED)

	Freq	Pct
1 = Yes.....	1459	2.47
2 = No.....	4833	8.18
85 = BAD DATA Logically assigned.....	1	0.00
94 = DON'T KNOW.....	27	0.05
97 = REFUSED.....	5	0.01
98 = BLANK (NO ANSWER).....	1734	2.94
99 = LEGITIMATE SKIP.....	51010	86.36

During the past 12 months, that is from [DATE FILL] through today, was there any time when [SAMPLE MEMBER] did not have any kind of health insurance or coverage?

(QHI13)

HLNCTOTYR

Len : 2 ANYTIME DID NOT HAVE HEALTH INS/COVER PAST 12 MOS

	Freq	Pct
1 = Yes.....	2520	4.27
2 = No.....	49283	83.43
85 = BAD DATA Logically assigned.....	22	0.04
94 = DON'T KNOW.....	93	0.16
97 = REFUSED.....	129	0.22
98 = BLANK (NO ANSWER).....	2190	3.71
99 = LEGITIMATE SKIP.....	4832	8.18

During the past 12 months, that is from [DATE FILL] through today, about how many months [were you/was SAMPLE MEMBER] without any kind of health insurance or coverage?

(QHI14)

HLNCTOTMO

Len : 2 PAST 12 MOS, HOW MANY MOS W/O COVERAGE

	Freq	Pct
RANGE = 1 - 12.....	2502	4.24
85 = BAD DATA Logically assigned.....	3	0.01
94 = DON'T KNOW.....	12	0.02
97 = REFUSED.....	134	0.23
98 = BLANK (NO ANSWER).....	2303	3.90
99 = LEGITIMATE SKIP.....	54115	91.61

About how long has it been since (SAMPLE MEMBER) last had any kind of health coverage?

(QHI15)

HLCLAST

Len : 2 TIME SINCE LAST HAD HEALTH CARE COVERAGE

	Freq	Pct
1 = Within the past 6 months.....	941	1.59
2 = More than 6 months ago, but within the past year.....	443	0.75
3 = More than 1 year ago, but within the past 3 years.....	922	1.56
4 = More than 3 years ago.....	1266	2.14
5 = Never had coverage.....	1128	1.91
85 = BAD DATA Logically assigned.....	1	0.00
94 = DON'T KNOW.....	90	0.15
97 = REFUSED.....	152	0.26
98 = BLANK (NO ANSWER).....	2195	3.72
99 = LEGITIMATE SKIP.....	51931	87.92

HEALTH INSURANCE

Which of the reasons on this card is the main reason why [SAMPLE MEMBER] stopped being covered by health insurance?

(QHI17)
HLLOSRSN

Len : 2 MAIN REASON STOPPED COVERED BY HEALTH INSURANCE

	Freq	Pct
1 = Pers in family w/health ins lost job/chng employer.....	599	1.01
2 = Lost Medicaid/Med Assist b/c new job/incr income	240	0.41
3 = Lost Medicaid/Med Assist some other reason.....	223	0.38
4 = Cost is too high/can't afford premiums	885	1.50
5 = Became ineligible because of age or leaving school	356	0.60
6 = Employer does not offer coverage, or not eligible	249	0.42
7 = Got divorced or separated from person w/insurance	51	0.09
8 = Death of spouse or parent	20	0.03
9 = Insurance company refused coverage	27	0.05
10 = Don't need it.....	307	0.52
11 = Received Medicaid/med insur only while pregnant	87	0.15
12 = Some other reason.....	515	0.87
85 = BAD DATA Logically assigned.....	12	0.02
94 = DON'T KNOW	90	0.15
97 = REFUSED	152	0.26
98 = BLANK (NO ANSWER)	2197	3.72
99 = LEGITIMATE SKIP.....	53059	89.83

Which of the reasons on this card describe why [SAMPLE MEMBER] never had health insurance coverage?

(QHI18)
HLNVCOST

Len : 2 COST TOO HIGH

	Freq	Pct
1 = Response entered	417	0.71
6 = Response not entered	705	1.19
94 = DON'T KNOW	4	0.01
97 = REFUSED	115	0.19
98 = BLANK (NO ANSWER)	2273	3.85
99 = LEGITIMATE SKIP.....	55555	94.05

(QHI18)
HLNVOFFR

Len : 2 EMPLOYER DOESN'T OFFER

	Freq	Pct
1 = Response entered	125	0.21
6 = Response not entered	997	1.69
94 = DON'T KNOW	4	0.01
97 = REFUSED	115	0.19
98 = BLANK (NO ANSWER)	2273	3.85
99 = LEGITIMATE SKIP.....	55555	94.05

(QHI18)
HLNVREF

Len : 2 INSURANCE COMPANY REFUSED COVERAGE

	Freq	Pct
1 = Response entered	25	0.04
6 = Response not entered	1097	1.86
94 = DON'T KNOW	4	0.01
97 = REFUSED	115	0.19
98 = BLANK (NO ANSWER)	2273	3.85
99 = LEGITIMATE SKIP.....	55555	94.05

(QHI18)
HLNVNEED

Len : 2 DON'T NEED IT

	Freq	Pct
1 = Response entered	260	0.44
6 = Response not entered	862	1.46
94 = DON'T KNOW	4	0.01
97 = REFUSED	115	0.19
98 = BLANK (NO ANSWER)	2273	3.85
99 = LEGITIMATE SKIP.....	55555	94.05

HEALTH INSURANCE

(QHI18)
HLNVSOR

Len : 2 NEVER HAD HLTH INS SOME OTHER REASON

	Freq	Pct
1 = Response entered	381	0.65
6 = Response not entered	741	1.25
94 = DON'T KNOW	4	0.01
97 = REFUSED	115	0.19
98 = BLANK (NO ANSWER)	2273	3.85
99 = LEGITIMATE SKIP.....	55555	94.05

IMPUTED HEALTH INSURANCE

IMPUTED HEALTH INSURANCE

(MEDICARE)
IRMEDICR

Len : 1	MEDICARE - IMPUTATION REVISED		
		Freq	Pct
1 = Yes, respondent does have Medicare		6505	11.01
2 = No, respondent does not have Medicare		52564	88.99

(MEDICARE)
IIMEDICR

Len : 1	MEDICARE - IMPUTATION INDICATOR		
		Freq	Pct
1 = Questionnaire data		57002	96.50
3 = Statistically imputed data.....		2067	3.50

(CAIDCHIP)
IRMCDCHP

Len : 1	MEDICAID/CHIP - IMPUTATION REVISED		
		Freq	Pct
1 = Yes, respondent does have Medicaid/CHIP		15501	26.24
2 = No, respondent does not have Medicaid/CHIP		43568	73.76

(CAIDCHIP)
IIMCDCHP

Len : 1	MEDICAID/CHIP - IMPUTATION INDICATOR		
		Freq	Pct
1 = Questionnaire data		56783	96.13
3 = Statistically imputed data.....		2286	3.87

(CHAMPUS)
IRCHMPUS

Len : 1	CHAMPUS - IMPUTATION REVISED		
		Freq	Pct
1 = Yes, R has Tricare, Champus, VA, Military health.....		2489	4.21
2 = No, R doesn't have Tricare, Chmps, VA, Military health.....		56580	95.79

(CHAMPUS)
IICHMPUS

Len : 1	CHAMPUS - IMPUTATION INDICATOR		
		Freq	Pct
1 = Questionnaire data		57092	96.65
3 = Statistically imputed data.....		1977	3.35

(PRVHLTIN)
IRPRVHLT

Len : 1	PRIVATE HEALTH INSURANCE - IMPUTATION REVISED		
		Freq	Pct
1 = Yes, R does have private health insurance		34919	59.12
2 = No, R does not have private health insurance		24150	40.88

(PRVHLTIN)
IIPRVHLT

Len : 1	PRIVATE HEALTH INSURANCE - IMPUTATION INDICATOR		
		Freq	Pct
1 = Questionnaire data		56837	96.22
3 = Statistically imputed data.....		2232	3.78

IMPUTED HEALTH INSURANCE

A respondent is eligible for the other health insurance question if they satisfied the following conditions.

- (1) Not covered by Medicare (IRMEDICR=2)
- (2) Not covered by Medicaid/CHIP (IRMCDCHP=2)
- (3) Not covered by Tricare, Champus, ChampVA, VA, or Military (IRCHMPUS=2)
- (4) Not covered by private insurance (IRPRVHLT=2)

Otherwise, they are not eligible and IROTHHLT=99.

(ANYHLT2, CAIDCHIP, CHAMPUS, IRCHMPUS, IRMCDCHP, IRMEDICR, IRPRVHLT, MEDICARE, PRVHLTIN)
IROTHHLT Len : 2 OTHER HEALTH INSURANCE - IMPUTATION REVISED

	Freq	Pct
1 = Yes, R is covered by other health insurance.....	1552	2.63
2 = No, R is not covered by other health insurance.....	5187	8.78
99 = LEGITIMATE SKIP.....	52330	88.59

(ANYHLT2, CAIDCHIP, CHAMPUS, IRCHMPUS, IRMCDCHP, IRMEDICR, IRPRVHLT, MEDICARE, PRVHLTIN)
IOTHHLT Len : 1 OTHER HEALTH INSURANCE - IMPUTATION INDICATOR

	Freq	Pct
1 = Questionnaire data.....	6290	10.65
3 = Statistically imputed data.....	2307	3.91
9 = LEGITIMATE SKIP.....	50472	85.45

RECODED HEALTH INSURANCE

RECODED HEALTH INSURANCE

NOTE: The variable HLCALLFG is a created "flag" variable that indicates when a respondent (or proxy) reported that the respondent was covered by all of the following: Medicare, Medicaid, the Children's Health Insurance Program (if aged 12 to 19), military health care, and private health insurance. The variable HLCALL99 also is a created "flag" variable that indicates when respondents were reported to be covered by Medicare, Medicaid, military health care, and private health insurance. This HLCALL99 variable is comparable to HLCALLFG in 1999, when these four types of health insurance were the only types of current coverage that were asked about in the interview.

<u>HLCALLFG</u>	Len : 2 FLAG IF EVERY FORM OF HEALTH INS REPORTED		
	1 = Answered yes to all current health insurance Qs.....	27	0.05
	98 = BLANK (NO ANSWER)	59042	99.95

<u>HLCALL99</u>	Len : 2 YES TO MEDICARE/MEDICAID/CHAMPUS/PRVHLTIN		
	1 = Yes.....	28	0.05
	98 = BLANK (NO ANSWER)	59041	99.95

NOTE: The following variable, ANYHLT12, was created from the source variables MEDICARE, CAIDCHIP, CHAMPUS, PRVHLTIN, and HLTINNOS.

(CAIDCHIP, CHAMPUS, HLTINNOS, MEDICARE, PRVHLTIN)

<u>ANYHLT12</u>	Len : 2 COVERED BY ANY HEALTH INSURANCE - RECODE		
	1 = Yes.....	51931	87.92
	2 = No.....	4832	8.18
	94 = DON'T KNOW	424	0.72
	97 = REFUSED	114	0.19
	98 = OTHER MISSING.....	1768	2.99

For IRINSUR4, a respondent is classified as having any health insurance (IRINSUR4=1) if they satisfied ANY of the following conditions.

- (1) Covered by Medicare (IRMEDICR=1)
- (2) Covered by Medicaid/CHIP (IRMCDCHP=1)
- (3) Covered by Tricare, Champus, ChampVA, VA, or Military (IRCHMPUS=1)
- (4) Covered by private insurance (IRPRVHLT=1)
- (5) Covered by other health insurance (IROTTHHLT=1)

A respondent is classified as NOT having any health insurance (IRINSUR4=2) if they meet EVERY one of the following conditions

- (1) Not covered by Medicare (IRMEDICR=2)
- (2) Not covered by Medicaid/CHIP (IRMCDCHP=2)
- (3) Not covered by Tricare, Champus, ChampVA, VA, or Military (IRCHMPUS=2)
- (4) Not covered by private insurance (IRPRVHLT=2)
- (5) Not covered by other health insurance (IROTTHHLT=2)

(IRCHMPUS, IRMCDCHP, IRMEDICR, IROTTHHLT, IRPRVHLT)

<u>IRINSUR4</u>	Len : 1 RC-OVERALL HEALTH INSURANCE - IMPUTATION REVISED		
	1 = Yes, respondent is covered by health insurance	53882	91.22
	2 = No, respondent is not covered by health insurance	5187	8.78

(IRCHMPUS, IRMCDCHP, IRMEDICR, IROTTHHLT, IRPRVHLT)

<u>IIINSUR4</u>	Len : 1 RC-OVERALL HEALTH INSURANCE - IMPUTATION INDICATOR		
	1 = Questionnaire data	56762	96.09
	3 = Statistically imputed data.....	2307	3.91

(IRCHMPUS, IRMEDICR, IROTTHHLT)

<u>OHTHINS</u>	Len : 1 RC-HEALTH INSURANCE OTHER THAN PRIVATE, MEDICAID/CHIP		
	1 = Have Oth Hlth Insur (IRMEDICR=1 or IRCHMPUS=1 or IROTTHHLT=1).....	9910	16.78
	2 = Does not have Other Health Insurance (Otherwise).....	49159	83.22

INCOME

INCOME

Do you or anyone at this address have a working cell phone?

(CELL2)

CELLWRKNG

Len : 2 WORKING CELL PHONE

	Freq	Pct
1 = Yes.....	55569	94.07
2 = No.....	1465	2.48
85 = BAD DATA Logically assigned.....	7	0.01
94 = DON'T KNOW.....	27	0.05
97 = REFUSED.....	103	0.17
98 = BLANK (NO ANSWER).....	1898	3.21

Is there at least one telephone at this address that is not a cell phone?

(CELL1)

CELLNOTCL

Len : 2 NOT A CELL PHONE

	Freq	Pct
1 = Yes.....	11790	19.96
2 = No.....	45250	76.61
85 = BAD DATA Logically assigned.....	7	0.01
94 = DON'T KNOW.....	38	0.06
97 = REFUSED.....	84	0.14
98 = BLANK (NO ANSWER).....	1900	3.22

IMPUTED INCOME

IMPUTED INCOME

<u>IRFAMSOC</u>	Len : 1 FAM RECEIVE SS OR RR PAYMENTS - IMPUTATION REVISED		
	1 = Yes.....	Freq	Pct
	2 = No.....	10450	17.69
		48619	82.31
<u>IIFAMSOC</u>	Len : 1 FAM RECEIVE SS OR RR PAYMENTS - IMPUTATION INDICATOR		
	1 = Questionnaire data	Freq	Pct
	3 = Statistically imputed data.....	56715	96.01
		2354	3.99
<u>IRFAMSSI</u>	Len : 1 FAM RECEIVE SSI - IMPUTATION REVISED		
	1 = Yes.....	Freq	Pct
	2 = No.....	4080	6.91
		54989	93.09
<u>IIFAMSSI</u>	Len : 1 FAM RECEIVE SSI - IMPUTATION INDICATOR		
	1 = Questionnaire data	Freq	Pct
	3 = Statistically imputed data.....	56689	95.97
		2380	4.03
<u>IRFSTAMP</u>	Len : 1 RESP/OTH FAM MEM REC FOOD STAMPS - IMPUTATION REVISED		
	1 = Yes.....	Freq	Pct
	2 = No.....	11274	19.09
		47795	80.91
<u>IIFSTAMP</u>	Len : 1 RESP/OTH FAM MEM REC FOOD STAMPS - IMPUTATION INDICATOR		
	1 = Questionnaire data	Freq	Pct
	3 = Statistically imputed data.....	56896	96.32
		2173	3.68
<u>IRFAMPMT</u>	Len : 1 FAM RECEIVE PUBLIC ASSIST - IMPUTATION REVISED		
	1 = Yes.....	Freq	Pct
	2 = No.....	1267	2.14
		57802	97.86
<u>IIFAMPMT</u>	Len : 1 FAM RECEIVE PUBLIC ASSIST - IMPUTATION INDICATOR		
	1 = Questionnaire data	Freq	Pct
	3 = Statistically imputed data.....	56725	96.03
		2344	3.97
<u>IRFAMSVC</u>	Len : 1 FAM REC WELFARE/JOB PL/CHILDCARE - IMPUTATION REVISED		
	1 = Yes.....	Freq	Pct
	2 = No.....	1465	2.48
		57604	97.52
<u>IIFAMSVC</u>	Len : 1 FAM REC WELFARE/JOB PL/CHILDCARE - IMPUTATION INDICATOR		
	1 = Questionnaire data	Freq	Pct
	3 = Statistically imputed data.....	56904	96.33
		2165	3.67
<u>(IRFAMPMT, IRFAMSVC)</u>			
<u>IRWELMOS</u>	Len : 2 NO OF MONTHS ON WELFARE - IMPUTATION REVISED		
	RANGE = 1 - 12.....	Freq	Pct
	99 = LEGITIMATE SKIP.....	2436	4.12
		56633	95.88

IMPUTED INCOME

IIWELMOS

Len : 1 NO OF MONTHS ON WELFARE - IMPUTATION INDICATOR

	Freq	Pct
1 = Questionnaire data	2271	3.84
3 = Statistically imputed data.....	2506	4.24
9 = LEGITIMATE SKIP.....	54292	91.91

IRPINC3

Len : 2 RECODE -RESP TOT INCOME - IMPUTATION REVISED

	Freq	Pct
1 = Less than \$10,000 (Including Loss).....	22920	38.80
2 = \$10,000 - \$19,999	8193	13.87
3 = \$20,000 - \$29,999	5681	9.62
4 = \$30,000 - \$39,999	4750	8.04
5 = \$40,000 - \$49,999	3966	6.71
6 = \$50,000 - \$74,999	5726	9.69
7 = \$75,000 or more.....	7833	13.26

IRFAMIN3

Len : 1 RECODE - TOT FAM INCOME - IMPUTATION REVISED

	Freq	Pct
1 = Less than \$10,000 (Including Loss).....	4287	7.26
2 = \$10,000 - \$19,999	5562	9.42
3 = \$20,000 - \$29,999	5087	8.61
4 = \$30,000 - \$39,999	5034	8.52
5 = \$40,000 - \$49,999	5580	9.45
6 = \$50,000 - \$74,999	8533	14.45
7 = \$75,000 or more.....	24986	42.30

IIPINC3

Len : 1 RECODE - RESP TOT INCOME - IMPUTATION INDICATOR

	Freq	Pct
1 = Questionnaire data	55457	93.89
3 = Statistically imputed data.....	3612	6.11

IIFAMIN3

Len : 1 RECODE - TOT FAM INCOME - IMPUTATION INDICATOR

	Freq	Pct
1 = Questionnaire data	52618	89.08
3 = Statistically imputed data.....	6451	10.92

RECODED INCOME

RECODED INCOME

NOTE: The variables in this section are recoded variables that were created from one or more of the edited or imputed variables from the two preceding sections.

The following variable, GOVTPROG, was created by examination of these government assistance program variables: Supplemental Security Income (IRFAMSSI), food stamps (IRFSTAMP), cash assistance (IRFAMPMT), and non-cash assistance (IRFAMSVC).

(IRFAMPMT, IRFAMSSI, IRFAMSVC, IRFSTAMP)

<u>GOVTPROG</u>	Len : 1 RC-PARTICIPATED IN ONE OR MORE GOVT ASSIST PROGRAMS		
		Freq	Pct
	1 = Yes (Any source variable=1)	13574	22.98
	2 = No (All source variables=2)	45495	77.02

INCOME

	Len : 1 RC-TOTAL FAMILY INCOME RECODE		
		Freq	Pct
	1 = Less than \$20,000	9849	16.67
	2 = \$20,000 - \$49,999	15701	26.58
	3 = \$50,000 - \$74,999	8533	14.45
	4 = \$75,000 or More	24986	42.30

The following variable, POVERTY3, indicates a person's family income relative to poverty thresholds. The U.S. Census Bureau assigns a poverty threshold for each combination of family size and number of children in the household. To be at 100% of the poverty threshold is equivalent to having a family income that is the same as the poverty threshold. A poverty level less than 100% indicates having a family income less than the poverty threshold and therefore defined by the Federal government as living in poverty. A poverty level greater than 100% indicates having a family income greater than the poverty threshold. The previously created variable POVERTY2, was created using the recoded version of family income that had a top-coded level of \$100,000 or more. Starting in 2015, the finer income questions were revised to expand the top level to include the responses \$100,000 - \$149,999 and \$150,000 or more. The variable POVERTY3 account for these additional income levels through the use of the finer family income variable. Despite these changes, POVERTY3 is considered comparable with POVERTY2.

POVERTY3 was created for each individual based on their poverty threshold (determined by their age, family size, the number of children in the household, and total family income). Since NSDUH only collects categorical values of family income, for each level of income, the midpoint of each range was assigned as the effective family income. The highest level of income, \$150,000 or more, was assigned a value of \$180,000. Prior to the questionnaire change in 2015 that expanded the top level of income categories, the highest level of income was \$100,000 or more and the assigned family income was \$120,000. Family income was divided by the poverty threshold and multiplied by 100 to show family income as a percentage of the federal poverty threshold. Respondents aged 18 to 22 currently living in a college dormitory (GQTYPE2='C') were set to system missing and do not have a valid value for this variable.

POVERTY3

	Len : 1 RC-POVERTY LEVEL (% OF US CENSUS POVERTY THRESHOLD)		
		Freq	Pct
	. = Persons Aged 18-22 in a College Dorm (See comment above)	24	0.04
	1 = Living in Poverty (See comment above)	10635	18.00
	2 = Income Up to 2X Fed Pov Thresh (See comment above)	12158	20.58
	3 = Income More Than 2X Fed Pov Thresh (See comment above)	36252	61.37

SPECIAL TOPICS

SPECIAL TOPICS

The values in this section may be inconsistent with values for variables in other sections of the interview. Items in this section were edited when respondents legitimately skipped out of these items based on prior answers in earlier sections. Otherwise, variables in one section of the interview generally were not edited to make them consistent with variables in another section of the interview. This note applies to variables in this section marked by a¹.

The next questions are about encounters with the police or the court system.

Not counting minor traffic violations, have you ever been arrested and booked for breaking the law?

Being "booked" means that you were taken into custody and processed by the police or by someone connected with the courts, even if you were then released.

(SP01)

BOOKED¹

Len : 2 EVER ARRESTED AND BOOKED FOR BREAKING THE LAW

	Freq	Pct
1 = Yes.....	6238	10.56
2 = No.....	51901	87.87
3 = Yes LOGICALLY ASSIGNED.....	198	0.34
85 = BAD DATA Logically assigned.....	8	0.01
94 = DON'T KNOW.....	50	0.08
97 = REFUSED.....	99	0.17
98 = BLANK (NO ANSWER).....	575	0.97

Not counting minor traffic violations, how many times during the past 12 months have you been arrested and booked for breaking a law?

(SP02, SP03S)

NOBOOKY2¹

Len : 3 # TIMES ARRESTED AND BOOKED PAST 12 MONTHS

	Freq	Pct
0 = None.....	5358	9.07
1 = One time.....	593	1.00
2 = Two times.....	154	0.26
3 = Three or more times.....	82	0.14
985 = BAD DATA Logically assigned.....	11	0.02
994 = DON'T KNOW.....	27	0.05
997 = REFUSED.....	120	0.20
998 = BLANK (NO ANSWER).....	823	1.39
999 = LEGITIMATE SKIP (BOOKED=2).....	51901	87.87

The next questions are about offenses that are against the law. As you read each question, please answer whether you were arrested and booked for that offense during the past 12 months.

In the past 12 months, were you arrested and booked for motor vehicle theft?

(SP03A)

BKMVTHFT¹

Len : 2 ARRSTD & BOOKED FOR MOT VEH THEFT PAST 12 MONTHS

	Freq	Pct
1 = Yes.....	52	0.09
2 = No.....	816	1.38
3 = Yes LOGICALLY ASSIGNED.....	1	0.00
85 = BAD DATA Logically assigned.....	16	0.03
89 = LEGITIMATE SKIP Logically assigned.....	244	0.41
97 = REFUSED.....	102	0.17
98 = BLANK (NO ANSWER).....	823	1.39
99 = LEGITIMATE SKIP.....	57015	96.52

SPECIAL TOPICS

In the past 12 months, were you arrested and booked for larceny or theft? Do not include motor vehicle theft.

(SP03B)

BKLARCNY¹

Len : 2 ARRSTD & BOOKED FOR LARCENY/THEFT PAST 12 MONTHS

	Freq	Pct
1 = Yes.....	80	0.14
2 = No.....	778	1.32
3 = Yes LOGICALLY ASSIGNED.....	10	0.02
85 = BAD DATA Logically assigned.....	16	0.03
89 = LEGITIMATE SKIP Logically assigned.....	244	0.41
94 = DON'T KNOW.....	1	0.00
97 = REFUSED.....	102	0.17
98 = BLANK (NO ANSWER).....	823	1.39
99 = LEGITIMATE SKIP.....	57015	96.52

In the past 12 months, were you arrested and booked for burglary or breaking and entering?

(SP03C)

BKBURGL¹

Len : 2 ARRSTD & BOOKED FOR BURGLARY/B & E PAST 12 MOS

	Freq	Pct
1 = Yes.....	40	0.07
2 = No.....	828	1.40
3 = Yes LOGICALLY ASSIGNED.....	1	0.00
85 = BAD DATA Logically assigned.....	16	0.03
89 = LEGITIMATE SKIP Logically assigned.....	244	0.41
97 = REFUSED.....	102	0.17
98 = BLANK (NO ANSWER).....	823	1.39
99 = LEGITIMATE SKIP.....	57015	96.52

NOTE: BKSRIOL was created from answers to the following questions:

In the past 12 months, were you arrested and booked for aggravated assault?

In the past 12 months, were you arrested and booked for forcible rape?

In the past 12 months, were you arrested and booked for murder, homicide, or nonnegligent manslaughter?

(SP03D, SP03G, SP03H)

BKSRIOL¹

Len : 2 ARRSTD & BOOKED SERIOUS VIOL OFFENSE PST 12 MOS

	Freq	Pct
1 = Yes.....	97	0.16
2 = No.....	767	1.30
3 = Yes LOGICALLY ASSIGNED.....	3	0.01
85 = BAD DATA Logically assigned.....	16	0.03
89 = LEGITIMATE SKIP Logically assigned.....	244	0.41
94 = DON'T KNOW.....	1	0.00
97 = REFUSED.....	103	0.17
98 = BLANK (NO ANSWER).....	823	1.39
99 = LEGITIMATE SKIP.....	57015	96.52

In the past 12 months, were you arrested and booked for other assault, such as simple assault or battery?

(SP03E)

BKSMASLT¹

Len : 2 ARRSTD & BOOKED FOR OTHER ASSAULT PAST 12 MONTHS

	Freq	Pct
1 = Yes.....	158	0.27
2 = No.....	679	1.15
3 = Yes LOGICALLY ASSIGNED.....	32	0.05
85 = BAD DATA Logically assigned.....	16	0.03
89 = LEGITIMATE SKIP Logically assigned.....	244	0.41
97 = REFUSED.....	102	0.17
98 = BLANK (NO ANSWER).....	823	1.39
99 = LEGITIMATE SKIP.....	57015	96.52

SPECIAL TOPICS

In the past 12 months, were you arrested and booked for robbery?

(SP03F)
BKROB¹

Len : 2 ARRSTD & BOOKED FOR ROBBERY PAST 12 MONTHS		Freq	Pct
1 = Yes.....		21	0.04
2 = No.....		848	1.44
85 = BAD DATA Logically assigned.....		16	0.03
89 = LEGITIMATE SKIP Logically assigned.....		244	0.41
97 = REFUSED.....		102	0.17
98 = BLANK (NO ANSWER).....		823	1.39
99 = LEGITIMATE SKIP.....		57015	96.52

In the past 12 months, were you arrested and booked for arson?

(SP03J)
BKARSON¹

Len : 2 ARRSTD & BOOKED FOR ARSON PAST 12 MONTHS		Freq	Pct
1 = Yes.....		9	0.02
2 = No.....		861	1.46
85 = BAD DATA Logically assigned.....		16	0.03
89 = LEGITIMATE SKIP Logically assigned.....		244	0.41
97 = REFUSED.....		101	0.17
98 = BLANK (NO ANSWER).....		823	1.39
99 = LEGITIMATE SKIP.....		57015	96.52

In the past 12 months, were you arrested and booked for driving under the influence of alcohol or drugs?

(SP03J)
BKDRVIN¹

Len : 2 ARRSTD & BOOKED FOR DUI PAST 12 MONTHS		Freq	Pct
1 = Yes.....		152	0.26
2 = No.....		713	1.21
3 = Yes LOGICALLY ASSIGNED.....		3	0.01
85 = BAD DATA Logically assigned.....		16	0.03
89 = LEGITIMATE SKIP Logically assigned.....		244	0.41
97 = REFUSED.....		103	0.17
98 = BLANK (NO ANSWER).....		823	1.39
99 = LEGITIMATE SKIP.....		57015	96.52

In the past 12 months, were you arrested and booked for drunkenness or other liquor law violations?

(SP03K)
BKDRUNK¹

Len : 2 ARRSTD & BOOKED FOR DRUNKENNESS PAST 12 MONTHS		Freq	Pct
1 = Yes.....		79	0.13
2 = No.....		784	1.33
3 = Yes LOGICALLY ASSIGNED.....		4	0.01
85 = BAD DATA Logically assigned.....		16	0.03
89 = LEGITIMATE SKIP Logically assigned.....		244	0.41
97 = REFUSED.....		104	0.18
98 = BLANK (NO ANSWER).....		823	1.39
99 = LEGITIMATE SKIP.....		57015	96.52

In the past 12 months, were you arrested and booked for possession of tobacco?

(SP03L)
BKPOSTOB¹

Len : 2 ARRSTD & BOOKED FOR POSSES OF TOB PAST 12 MOS		Freq	Pct
1 = Yes.....		8	0.01
2 = No.....		85	0.14
85 = BAD DATA Logically assigned.....		4	0.01
89 = LEGITIMATE SKIP Logically assigned.....		10	0.02
97 = REFUSED.....		14	0.02
98 = BLANK (NO ANSWER).....		107	0.18
99 = LEGITIMATE SKIP.....		58841	99.61

SPECIAL TOPICS

In the past 12 months, were you arrested and booked for possession, manufacture, or sale of drugs?

(SP03M)
BKDRUG¹

Len : 2 ARRSTD & BOOKED FOR POSSES/SALE DRUGS PAST 12 MOS

	Freq	Pct
1 = Yes.....	124	0.21
2 = No.....	734	1.24
3 = Yes LOGICALLY ASSIGNED.....	11	0.02
85 = BAD DATA Logically assigned.....	16	0.03
89 = LEGITIMATE SKIP Logically assigned.....	244	0.41
97 = REFUSED.....	102	0.17
98 = BLANK (NO ANSWER).....	823	1.39
99 = LEGITIMATE SKIP.....	57015	96.52

NOTE: BKSEXNR was created from answers to the following questions:

In the past 12 months, were you arrested and booked for prostitution or commercialized sex?

In the past 12 months, were you arrested and booked for any other sexual offense, not including rape or prostitution?

(SP03N, SP03O)
BKSEXNR¹

Len : 2 ARRSTD & BOOKED SEX OFFENSE EXCL RAPE PST 12 MOS

	Freq	Pct
1 = Yes.....	17	0.03
2 = No.....	852	1.44
85 = BAD DATA Logically assigned.....	16	0.03
89 = LEGITIMATE SKIP Logically assigned.....	244	0.41
97 = REFUSED.....	102	0.17
98 = BLANK (NO ANSWER).....	823	1.39
99 = LEGITIMATE SKIP.....	57015	96.52

In the past 12 months, were you arrested and booked for fraud, possessing stolen goods, or vandalism?

(SP03P)
BKFRAUD¹

Len : 2 ARRSTD & BOOKED FOR FRAUD/STOL GOODS PAST 12 MOS

	Freq	Pct
1 = Yes.....	36	0.06
2 = No.....	823	1.39
3 = Yes LOGICALLY ASSIGNED.....	10	0.02
85 = BAD DATA Logically assigned.....	16	0.03
89 = LEGITIMATE SKIP Logically assigned.....	244	0.41
97 = REFUSED.....	102	0.17
98 = BLANK (NO ANSWER).....	823	1.39
99 = LEGITIMATE SKIP.....	57015	96.52

NOTE: For the variable BKOTH, a code of 3 indicates that respondents did not originally answer "yes" to any of the questions about specific offenses for which they were arrested/booked in the past 12 months, including the question about "some other offense." However, these respondents subsequently specified a valid response for an offense in the past 12 months. A code of 5 in BKOTH indicates that respondents reported being arrested/booked at least once in the past 12 months but did not indicate at least one offense for which they were arrested in that period.

In the past 12 months, were you arrested and booked for some other offense besides these that have been named? Please do not include minor traffic violations.

(SP03Q)
BKOTH¹

Len : 2 ARRSTD & BOOKED FOR SOME OTHER OFF PAST 12 MOS

	Freq	Pct
1 = Yes.....	193	0.33
2 = No.....	540	0.91
3 = Yes LOGICALLY ASSIGNED.....	75	0.13
5 = Offense unknown.....	61	0.10
85 = BAD DATA Logically assigned.....	16	0.03
89 = LEGITIMATE SKIP Logically assigned.....	244	0.41
97 = REFUSED.....	102	0.17
98 = BLANK (NO ANSWER).....	823	1.39
99 = LEGITIMATE SKIP.....	57015	96.52

SPECIAL TOPICS

(SP03QSC, SP03RSC, SP03SSC)

BKOTHOF2¹

Len : 2 OTHER OFFENSE PAST 12 MONTHS - SPECIFY

	Freq	Pct
1 = Motor vehicle theft	1	0.00
2 = Larceny or theft	10	0.02
3 = Burglary or breaking and entering	1	0.00
4 = Serious violent offense.....	3	0.01
5 = Other assault, such as simple assault or battery.....	34	0.06
10 = Driving under the influence of alcohol or drugs.....	4	0.01
11 = Drunkenness or other liquor law violation	6	0.01
13 = Possession, manufacture, or sale of drugs	12	0.02
16 = Fraud, possessing stolen goods, vandalism	11	0.02
17 = Some other offense	11	0.02
18 = Weapons law violations	16	0.03
20 = Viol of court order/probation/parole, perjury	43	0.07
21 = Disorderly conduct.....	15	0.03
23 = All oth offns: crimes agnst persons/prprty/society	12	0.02
24 = Traffic violations	22	0.04
27 = Trespass of real property.....	7	0.01
29 = Family offenses, nonviolent.....	6	0.01
31 = Intimidation	3	0.01
38 = Evading/hindering/obstructing police	8	0.01
45 = Child endangermnt/neglect/abandomnt; abuse unspcfd	4	0.01
47 = Harassment; intimidation not specified.....	3	0.01
53 = Hit and run/leaving the scene of an accident.....	4	0.01
85 = BAD DATA Logically assigned	90	0.15
94 = DON'T KNOW	6	0.01
97 = REFUSED	114	0.19
98 = BLANK (NO ANSWER)	824	1.39
99 = LEGITIMATE SKIP.....	57799	97.85

Were you on probation at any time during the past 12 months?

(SP04)

PROBATON¹

Len : 2 ON PROBATION AT ANY TIME PAST 12 MONTHS

	Freq	Pct
1 = Yes.....	744	1.26
2 = No.....	57583	97.48
85 = BAD DATA Logically assigned	8	0.01
94 = DON'T KNOW	98	0.17
97 = REFUSED	58	0.10
98 = BLANK (NO ANSWER)	578	0.98

Were you on parole, supervised release, or other conditional release from prison at any time during the past 12 months?

(SP05)

PAROLREL¹

Len : 2 ON PAROLE/SUPRV RELEASE PAST 12 MONTHS

	Freq	Pct
1 = Yes.....	325	0.55
2 = No.....	58055	98.28
85 = BAD DATA Logically assigned	12	0.02
94 = DON'T KNOW	43	0.07
97 = REFUSED	53	0.09
98 = BLANK (NO ANSWER)	581	0.98

During the past 12 months, have you driven a vehicle while you were under the influence of alcohol?

(SP06A)

DRVINALCO

Len : 2 DROVE UNDER INFLUENCE OF ALCOHOL PST 12 MOS

	Freq	Pct
1 = Yes.....	3138	5.31
2 = No	31136	52.71
85 = BAD DATA Logically assigned	5	0.01
91 = NEVER USED ALCOHOL.....	17216	29.15
93 = DID NOT USE ALCOHOL IN THE PAST 12 MONTHS.....	6899	11.68
94 = DON'T KNOW	14	0.02
97 = REFUSED	32	0.05
98 = BLANK (NO ANSWER)	629	1.06

SPECIAL TOPICS

During the past 12 months, have you driven a vehicle while you were under the influence of marijuana?

(SP06B)

DRVINMARJ

Len : 2 DROVE UNDER INFLUENCE OF MARIJUANA PST 12 MOS

	Freq	Pct
1 = Yes.....	3071	5.20
2 = No.....	10888	18.43
85 = BAD DATA Logically assigned.....	3	0.01
91 = NEVER USED MARIJUANA	32937	55.76
93 = DID NOT USE MARIJUANA IN THE PAST 12 MONTHS.....	11765	19.92
94 = DON'T KNOW.....	5	0.01
97 = REFUSED	20	0.03
98 = BLANK (NO ANSWER)	380	0.64

During the past 12 months, have you driven a vehicle while you were under the influence of [COKEFILL]?

(SP06C)

DRVINCOCN

Len : 2 DROVE UNDER INFLU OF COCAINE PST 12 MOS

	Freq	Pct
1 = Yes.....	232	0.39
2 = No.....	888	1.50
85 = BAD DATA Logically assigned.....	4	0.01
91 = NEVER USED COCAINE	52316	88.57
93 = DID NOT USE COCAINE IN THE PAST 12 MONTHS	5517	9.34
94 = DON'T KNOW	3	0.01
97 = REFUSED	1	0.00
98 = BLANK (NO ANSWER)	108	0.18

During the past 12 months, have you driven a vehicle while you were under the influence of heroin?

(SP06D)

DRVINHERN

Len : 2 DROVE UNDER INFLUENCE OF HEROIN PAST 12 MOS

	Freq	Pct
1 = Yes.....	66	0.11
2 = No.....	134	0.23
85 = BAD DATA Logically assigned.....	4	0.01
91 = NEVER USED HEROIN.....	57840	97.92
93 = DID NOT USE HEROIN IN THE PAST 12 MONTHS.....	942	1.59
94 = DON'T KNOW	1	0.00
97 = REFUSED	2	0.00
98 = BLANK (NO ANSWER)	80	0.14

During the past 12 months, have you driven a vehicle while you were under the influence of [LSFILL]?

(SP06E)

DRVINHALL

Len : 2 DROVE UNDER INFLU OF HALLUCINOGENS PAST 12 MOS

	Freq	Pct
1 = Yes.....	130	0.22
2 = No.....	2040	3.45
85 = BAD DATA Logically assigned.....	2	0.00
91 = NEVER USED HALLUCINOGENS	49509	83.82
93 = DID NOT USE HALLUCINOGENS IN THE PAST 12 MONTHS.....	7031	11.90
97 = REFUSED	1	0.00
98 = BLANK (NO ANSWER)	356	0.60

SPECIAL TOPICS

During the past 12 months, have you driven a vehicle while you were under the influence of any inhalant?

(SP06F)

DRVININHL

Len : 2 DROVE UNDER INFLUENCE OF INHALANTS PAST 12 MOS

	Freq	Pct
1 = Yes.....	14	0.02
2 = No.....	666	1.13
85 = BAD DATA Logically assigned.....	2	0.00
91 = NEVER USED INHALANTS.....	53243	90.14
93 = DID NOT USE INHALANTS IN THE PAST 12 MONTHS.....	4859	8.23
94 = DON'T KNOW.....	1	0.00
97 = REFUSED.....	2	0.00
98 = BLANK (NO ANSWER).....	282	0.48

During the past 12 months, have you driven a vehicle while you were under the influence of methamphetamine?

(SP06G)

DRVINMETH

Len : 2 DROVE UNDER INFLU OF METHAMPHETAMINE PAST 12 MOS

	Freq	Pct
1 = Yes.....	195	0.33
2 = No.....	302	0.51
85 = BAD DATA Logically assigned.....	1	0.00
91 = NEVER USED METHAMPHETAMINE.....	56322	95.35
93 = DID NOT USE METHAMPHETAMINE IN THE PAST 12 MONTHS.....	2127	3.60
94 = DON'T KNOW.....	1	0.00
97 = REFUSED.....	1	0.00
98 = BLANK (NO ANSWER).....	120	0.20

During the past 12 months, have you driven a vehicle while you were under the influence of alcohol only?

(SP06H)

DRVINALON

Len : 2 DROVE UNDER INFLUENCE OF ONLY ALCOHOL PST 12 MOS

	Freq	Pct
1 = Yes.....	1019	1.73
2 = No.....	131	0.22
85 = BAD DATA Logically assigned.....	3	0.01
91 = NEVER USED ALCOHOL.....	17216	29.15
93 = DID NOT USE ALCOHOL IN THE PAST 12 MONTHS.....	6899	11.68
98 = BLANK (NO ANSWER).....	416	0.70
99 = LEGITIMATE SKIP.....	33385	56.52

What is the maximum legal penalty in [STATE FILL FROM FIPE4] for first offense possession of an ounce or less of marijuana for your own use?

(SP07)

MXMJPNLT¹

Len : 2 MAX PENALTY FOR 1ST MJ POSS < OUNCE IN YOUR STATE

	Freq	Pct
1 = A fine.....	15865	26.86
2 = Probation.....	6124	10.37
3 = Community service.....	2920	4.94
4 = Possible prison sentence.....	9940	16.83
5 = Mandatory prison sentence.....	1738	2.94
6 = No penalty.....	12025	20.36
85 = BAD DATA Logically assigned.....	104	0.18
94 = DON'T KNOW.....	9492	16.07
97 = REFUSED.....	257	0.44
98 = BLANK (NO ANSWER).....	604	1.02

RECODED SPECIAL TOPICS

RECODED SPECIAL TOPICS

NOTE: The variables in this section are recoded variables that were created from one or more of the edited variables from the preceding section.

NOTE: Certain source variables that were used to create recoded variables have valid values that might not have been reported or assigned for the current survey year. However, these values have been included in the general specifications in the codebook on how the recoded variables were created. See additional details about this issue in the Organization of the Data File section of this codebook introduction.

(DRVINALCO)

<u>DRVINALCO2</u>	Len : 1 RC-DROVE UNDER INFLUENCE OF ALCOHOL IN PAST YEAR		
.	= Unknown (Otherwise).....	Freq	Pct
		680	1.15
0	= No (DRVINALCO=2,91,93,99).....	55251	93.54
1	= Yes (DRVINALCO=1).....	3138	5.31

(DRVINMARJ)

<u>DRVINMARJ2</u>	Len : 1 RC-DROVE UNDER INFLUENCE OF MARIJUANA IN PAST YEAR		
.	= Unknown (Otherwise).....	Freq	Pct
		408	0.69
0	= No (DRVINMARJ=2,91,93,99).....	55590	94.11
1	= Yes (DRVINMARJ=1).....	3071	5.20

The following variable, DRVINDRG, was created by examination of this driving under the influence list of selected drugs: marijuana (DRVINMARJ), cocaine or crack (DRVINCOCN), heroin (DRVINHERN), hallucinogens (DRVINHALL), inhalants (DRVININHL), and methamphetamine (DRVINMETH).

(DRVINCOCN, DRVINHALL, DRVINHERN, DRVININHL, DRVINMARJ, DRVINMETH)

<u>DRVINDRG</u>	Len : 1 RC-DROVE UNDER INFLUENCE OF SELECTED ILL DRUGS IN PAST YR		
.	= Unknown (Otherwise).....	Freq	Pct
		1005	1.70
0	= No (All source variables=2,91,93,99).....	54784	92.75
1	= Yes (Any source variable=1).....	3280	5.55

The following variable, DRVINDROT MJ, was created by examination of this driving under the influence list of selected drugs: cocaine or crack (DRVINCOCN), heroin (DRVINHERN), hallucinogens (DRVINHALL), inhalants (DRVININHL), and methamphetamine (DRVINMETH).

(DRVINCOCN, DRVINHALL, DRVINHERN, DRVININHL, DRVINMETH)

<u>DRVINDROT MJ</u>	Len : 1 RC-DROVE UNDER INFLUENCE OF SELECTED ILL DRG OTH MRJ IN PY		
.	= Unknown (Otherwise).....	Freq	Pct
		735	1.24
0	= No (All source variables=2,91,93,99).....	57820	97.89
1	= Yes (Any source variable=1).....	514	0.87

(DRVINALCO2, DRVINDRG)

<u>DRVINALDRG</u>	Len : 1 RC-DROVE UNDER INFLUENCE OF ALC OR SELECTED ILL DRG IN PY		
.	= Unknown (Otherwise).....	Freq	Pct
		1451	2.46
0	= No (DRVINDRG=0 and DRVINALCO2=0).....	52350	88.63
1	= Yes (DRVINDRG=1 or DRVINALCO2=1).....	5268	8.92

(PAROLREL)

<u>PAROL</u>	Len : 1 RC-PAROLE/SUPERVISED RELEASE STATUS IN THE PAST YEAR		
.	= Unknown Parole/Supervised Rel Status (Otherwise).....	Freq	Pct
		689	1.17
1	= On Parole/Supervised Release (PAROLREL=1).....	325	0.55
2	= Not on Parole/Supervised Release (PAROLREL=2).....	58055	98.28

(PROBATON)

<u>PROB</u>	Len : 1 RC-PROBATION STATUS IN THE PAST YEAR		
.	= Unknown Probation Status (Otherwise).....	Freq	Pct
		742	1.26
1	= On Probation (PROBATON=1).....	744	1.26
2	= Not on Probation (PROBATON=2).....	57583	97.48

NICOTINE

SUBSTANCE USE

NICOTINE

These questions are about your cigarette smoking.

Have you ever smoked part or all of a cigarette?

(CG01, CGREF1)

CIGEVER

Len : 1 EVER SMOKED A CIGARETTE

	Freq	Pct
1 = Yes.....	24934	42.21
2 = No.....	34135	57.79

How old were you the first time you smoked part or all of a cigarette?

(CG04)

CIGTRY

Len : 3 AGE WHEN FIRST SMOKED A CIGARETTE

	Freq	Pct
RANGE = 1 - 60	24738	41.88
985 = BAD DATA Logically assigned	74	0.13
991 = NEVER USED CIGARETTES.....	34135	57.79
994 = DON'T KNOW	97	0.16
997 = REFUSED	25	0.04

Did you first smoke part or all of a cigarette in [CURRENT YEAR - 1] or [CURRENT YEAR]?

Did you first smoke part or all of a cigarette in [CURRENT YEAR - 2] or [CURRENT YEAR - 1]?

In what month in [CURRENT YEAR] did you first smoke part or all of a cigarette?

(CG04A, CG04B, CG04C)

CIGYFU

Len : 4 YEAR OF FIRST CIGARETTE USE - RECODE

	Freq	Pct
RANGE = 2020 - 2022	763	1.29
9985 = BAD DATA Logically assigned	88	0.15
9989 = LEGITIMATE SKIP Logically assigned	59	0.10
9991 = NEVER USED CIGARETTES.....	34135	57.79
9994 = DON'T KNOW	102	0.17
9997 = REFUSED	26	0.04
9998 = BLANK (NO ANSWER).....	53	0.09
9999 = LEGITIMATE SKIP.....	23843	40.36

NICOTINE

In what month in [CURRENT YEAR] did you first smoke part or all of a cigarette?

In what month in [YEAR FROM CG04a or CG04b] did you first smoke part or all of a cigarette?

(CG04C, CG04D)

CIGMFU

Len : 2 MONTH OF FIRST CIGARETTE USE - RECODE

	Freq	Pct
1 = January.....	65	0.11
2 = February.....	38	0.06
3 = March.....	68	0.12
4 = April.....	52	0.09
5 = May.....	55	0.09
6 = June.....	77	0.13
7 = July.....	86	0.15
8 = August.....	61	0.10
9 = September.....	71	0.12
10 = October.....	62	0.10
11 = November.....	53	0.09
12 = December.....	41	0.07
85 = BAD DATA Logically assigned.....	87	0.15
89 = LEGITIMATE SKIP Logically assigned.....	59	0.10
91 = NEVER USED CIGARETTES.....	34135	57.79
94 = DON'T KNOW.....	132	0.22
97 = REFUSED.....	29	0.05
98 = BLANK (NO ANSWER).....	55	0.09
99 = LEGITIMATE SKIP.....	23843	40.36

NOTE: This variable incorporates values from the two questions shown below. This variable also incorporates values from two probe questions that were asked when the respondent answered DON'T KNOW or REFUSED to the second question shown below.

Now think about the past 30 days, that is, from [DATEFILL] up to and including today. During the past 30 days, have you smoked part or all of a cigarette? How long has it been since you last smoked part or all of a cigarette?

(CG05, CG06, CG06DK, CG06RE)

CIGREC

Len : 2 TIME SINCE LAST SMOKED CIGARETTES

	Freq	Pct
1 = Within the past 30 days.....	7207	12.20
2 = More than 30 days ago but within the past 12 mos.....	2239	3.79
3 = More than 12 months ago but within the past 3 yrs.....	2583	4.37
4 = More than 3 years ago.....	12750	21.58
8 = Used at some point in the past 12 mos LOG ASSN.....	5	0.01
9 = Used at some point in the lifetime LOG ASSN.....	8	0.01
11 = Used in the past 30 days LOGICALLY ASSIGNED.....	3	0.01
14 = Used more than 12 months ago LOG ASSN.....	63	0.11
19 = Used more than 30 days ago LOG ASSN.....	30	0.05
29 = Used more than 30 dys ago but in pst 3 yr LOG ASSN.....	44	0.07
39 = Used within the past 3 years LOGICALLY ASSIGNED.....	2	0.00
91 = NEVER USED CIGARETTES.....	34135	57.79

During the past 30 days, that is since [DATEFILL], on how many days did you smoke part or all of a cigarette?

(CG07)

CIG30USE

Len : 2 HOW MANY DAYS SMOKED CIG IN PAST 30 DAYS

	Freq	Pct
RANGE = 1 - 30.....	7166	12.13
91 = NEVER USED CIGARETTES.....	34135	57.79
93 = DID NOT USE CIGARETTES IN THE PAST 30 DAYS.....	17709	29.98
94 = DON'T KNOW.....	31	0.05
97 = REFUSED.....	10	0.02
98 = BLANK (NO ANSWER).....	18	0.03

NICOTINE

What is your best estimate of the number of days you smoked part or all of a cigarette during the past 30 days?

(CG07DKRE)
CG30EST

Len : 2 BEST EST. # DAYS SMOKED CIG PAST 30 DAYS

	Freq	Pct
1 = 1 or 2 days	7	0.01
2 = 3 to 5 days.....	10	0.02
3 = 6 to 9 days.....	2	0.00
4 = 10 to 19 days.....	7	0.01
5 = 20 to 29 days.....	1	0.00
6 = All 30 days.....	9	0.02
91 = NEVER USED CIGARETTES.....	34135	57.79
93 = DID NOT USE CIGARETTES IN THE PAST 30 DAYS.....	17709	29.98
94 = DON'T KNOW	2	0.00
97 = REFUSED	3	0.01
98 = BLANK (NO ANSWER)	18	0.03
99 = LEGITIMATE SKIP.....	7166	12.13

On the [CG07 days / CIGDKRE] you smoked cigarettes during the past 30 days, how many cigarettes did you smoke per day, on average?

(CG08, CG10)
CIG30AV

Len : 2 AVG # CIGS SMOKED PER DAY/ON DAY SMOKED

	Freq	Pct
1 = Less than one cigarette per day	839	1.42
2 = 1 cigarette per day.....	925	1.57
3 = 2 to 5 cigarettes per day	1925	3.26
4 = 6 to 15 cigarettes per day (about 1/2 pack).....	1945	3.29
5 = 16 to 25 cigarettes per day (about 1 pack).....	1203	2.04
6 = 26 to 35 cigarettes per day (about 1 1/2 packs).....	245	0.41
7 = More than 35 cigs per day (abt 2 packs or more)	116	0.20
91 = NEVER USED CIGARETTES.....	34135	57.79
93 = DID NOT USE CIGARETTES IN THE PAST 30 DAYS.....	17709	29.98
94 = DON'T KNOW	3	0.01
97 = REFUSED	4	0.01
98 = BLANK (NO ANSWER)	20	0.03

Note: Beginning in 2022, edited variables CIGMENTH30 and CIGROLL30 replace variables CIG30MEN and CIG30ROL due to questionnaire changes and associated changes in skip logic in 2022.

Were the cigarettes you smoked most often during the past 30 days menthol?

(CGMENTH1)
CIGMENTH30

Len : 2 MENTHOL CIGARETTES SMOKED MOST OFTEN IN PAST 30 DAYS

	Freq	Pct
1 = Yes.....	3062	5.18
2 = No	4106	6.95
91 = NEVER USED CIGARETTES.....	34135	57.79
93 = DID NOT USE CIGARETTES IN THE PAST 30 DAYS.....	17709	29.98
94 = DON'T KNOW	34	0.06
97 = REFUSED	5	0.01
98 = BLANK (NO ANSWER)	18	0.03

During the past 30 days, that is since [DATEFILL], have you smoked part or all of a roll-your-own tobacco cigarette?

(CG14)
CIGROLL30

Len : 2 SMOKED A ROLL-YOUR-OWN CIGARETTE IN THE PAST 30 DAYS

	Freq	Pct
1 = Yes.....	1211	2.05
2 = No	5986	10.13
91 = NEVER USED CIGARETTES.....	34135	57.79
93 = DID NOT USE CIGARETTES IN THE PAST 30 DAYS.....	17709	29.98
94 = DON'T KNOW	9	0.02
97 = REFUSED	1	0.00
98 = BLANK (NO ANSWER)	18	0.03

NICOTINE

Has there ever been a period in your life when you smoked cigarettes every day for at least 30 days?

(CG15)

CIGDLYMO

Len : 2 EVER SMOKED CIG EVERY DAY FOR 30 DAYS

	Freq	Pct
1 = Yes.....	8828	14.95
2 = No.....	12311	20.84
5 = Yes LOGICALLY ASSIGNED (from skip pattern).....	3785	6.41
91 = NEVER USED CIGARETTES.....	34135	57.79
94 = DON'T KNOW.....	5	0.01
97 = REFUSED.....	5	0.01

How old were you when you first started smoking cigarettes every day?

(CG16)

CIGAGE

Len : 3 AGE WHEN FIRST STARTED SMOKING CIGARETTES EVERYDAY

	Freq	Pct
RANGE = 2 - 60.....	12549	21.24
985 = BAD DATA Logically assigned.....	6	0.01
991 = NEVER USED CIGARETTES.....	34135	57.79
994 = DON'T KNOW.....	49	0.08
997 = REFUSED.....	14	0.02
998 = BLANK (NO ANSWER).....	5	0.01
999 = LEGITIMATE SKIP (NEVER USED CIGS EVERYDAY).....	12311	20.84

Did you first start smoking cigarettes every day in [CURRENT YEAR - 1] or [CURRENT YEAR]?

Did you first start smoking cigarettes every day in [CURRENT YEAR - 2] or [CURRENT YEAR - 1]?

In what month in [CURRENT YEAR] did you first start smoking cigarettes every day?

(CG16M1, CG16Y1, CG16Y2)

CIGDLYFU

Len : 4 YEAR OF FIRST CIGARETTE USE EVERY DAY - RECODE

	Freq	Pct
RANGE = 2020 - 2022.....	157	0.27
9985 = BAD DATA Logically assigned.....	10	0.02
9989 = LEGITIMATE SKIP Logically assigned.....	21	0.04
9991 = NEVER USED CIGARETTES.....	34135	57.79
9994 = DON'T KNOW.....	49	0.08
9997 = REFUSED.....	14	0.02
9998 = BLANK (NO ANSWER).....	10	0.02
9999 = LEGITIMATE SKIP.....	24673	41.77

In what month in [CURRENT YEAR] did you first start smoking cigarettes every day?

In what month in [YEAR FROM CG16y1 or CG16y2] did you first start smoking cigarettes every day?

(CG16M1, CG16M2)

CIGDLMFU

Len : 2 MONTH OF FIRST CIGARETTE USE EVERY DAY - RECODE

	Freq	Pct
1 = January.....	23	0.04
2 = February.....	4	0.01
3 = March.....	11	0.02
4 = April.....	15	0.03
5 = May.....	13	0.02
6 = June.....	17	0.03
7 = July.....	13	0.02
8 = August.....	11	0.02
9 = September.....	14	0.02
10 = October.....	14	0.02
11 = November.....	6	0.01
12 = December.....	11	0.02
85 = BAD DATA Logically assigned.....	10	0.02
89 = LEGITIMATE SKIP Logically assigned.....	21	0.04
91 = NEVER USED CIGARETTES.....	34135	57.79
94 = DON'T KNOW.....	53	0.09
97 = REFUSED.....	15	0.03
98 = BLANK (NO ANSWER).....	10	0.02
99 = LEGITIMATE SKIP.....	24673	41.77

NICOTINE

Have you smoked at least 100 cigarettes in your entire life?

(CG16A)
NIC100LF

Len : 2 HAVE YOU SMOKED 100 CIGS IN YOUR LIFE

	Freq	Pct
1 = Yes.....	10743	18.19
2 = No.....	10926	18.50
3 = Yes LOGICALLY ASSIGNED.....	1	0.00
5 = Yes LOGICALLY ASSIGNED (from skip pattern).....	3216	5.44
91 = NEVER USED CIGARETTES.....	34135	57.79
94 = DON'T KNOW.....	38	0.06
97 = REFUSED.....	10	0.02

The next questions are about vaping nicotine with e-cigarettes or other vaping devices. These devices might also be called vapes, vape pens, or mods. When answering, please include any device that heats a liquid containing nicotine into a vapor.

Have you ever, even once, vaped nicotine with an e-cigarette or other vaping device?

(VPLIF, VPLIFREF)
NICVAPEVER

Len : 2 EVER VAPED NICOTINE WITH E-CIGARETTE OR OTHER VAPING DEVICE

	Freq	Pct
1 = Yes.....	17270	29.24
2 = No.....	41781	70.73
94 = DON'T KNOW.....	9	0.02
97 = REFUSED.....	9	0.02

How old were you the first time you vaped nicotine with an e-cigarette or other vaping device?

(VPFT)
NICVAPAGE

Len : 3 AGE WHEN FIRST VAPED NICOTINE WITH E-CIG OR VAPING DEVICE

	Freq	Pct
RANGE = 1 - 80.....	16858	28.54
985 = BAD DATA Logically assigned.....	306	0.52
991 = NEVER VAPED NICOTINE.....	41781	70.73
994 = DON'T KNOW.....	83	0.14
997 = REFUSED.....	23	0.04
998 = BLANK (NO ANSWER).....	18	0.03

Did you first vape nicotine with an e-cigarette or other vaping device in [CURRENT YEAR - 1] or [CURRENT YEAR]?

Did you first vape nicotine with an e-cigarette or other vaping device in [CURRENT YEAR - 2] or [CURRENT YEAR - 1]?

(VPFTYRA, VPFTYRB)
NICVAPYFU

Len : 4 YEAR FIRST VAPED NICOTINE W/ E-CIG OR VAPE DEVICE - RECODE

	Freq	Pct
RANGE = 2020 - 2022.....	2525	4.27
9985 = BAD DATA Logically assigned.....	578	0.98
9989 = LEGITIMATE SKIP Logically assn.....	267	0.45
9991 = NEVER VAPED NICOTINE.....	41781	70.73
9994 = DON'T KNOW.....	91	0.15
9997 = REFUSED.....	28	0.05
9998 = BLANK (NO ANSWER).....	203	0.34
9999 = LEGITIMATE SKIP.....	13596	23.02

NICOTINE

In what month in [CURRENT YEAR] did you first vape nicotine with an e-cigarette or other vaping device?

In what month in [YEAR FROM VPFTYRa or VPFTYRb] did you first vape nicotine with an e-cigarette or other vaping device?

(VPFTMOA, VPFTMOB)

NICVAPMFU

Len : 2 MONTH FIRST VAPED NICOTINE W/ E-CIG OR VAPE DEVICE - RECODE

	Freq	Pct
1 = January.....	232	0.39
2 = February.....	159	0.27
3 = March.....	204	0.35
4 = April.....	184	0.31
5 = May.....	182	0.31
6 = June.....	214	0.36
7 = July.....	200	0.34
8 = August.....	234	0.40
9 = September.....	248	0.42
10 = October.....	186	0.31
11 = November.....	177	0.30
12 = December.....	153	0.26
85 = BAD DATA Logically assigned.....	576	0.98
89 = LEGITIMATE SKIP Logically assn.....	267	0.45
91 = NEVER VAPED NICOTINE.....	41781	70.73
94 = DON'T KNOW.....	238	0.40
97 = REFUSED.....	33	0.06
98 = BLANK (NO ANSWER).....	205	0.35
99 = LEGITIMATE SKIP.....	13596	23.02

NOTE: This variable incorporates values from the two questions shown below. This variable also incorporates values from two probe questions that were asked when the respondent answered DON'T KNOW or REFUSED to the second question shown below.

Now think about the past 30 days, that is, from [DATEFILL] up to and including today. During the past 30 days, have you vaped nicotine with an e-cigarette or other vaping device?

How long has it been since you last vaped nicotine with an e-cigarette or other vaping device?

(VPPM, VPREC, VPREC DK, VPRECREF)

NICVAPREC

Len : 2 TIME SINCE LAST VAPED NICOTINE WITH E-CIG OR VAPING DEVICE

	Freq	Pct
1 = Within the past 30 days.....	6738	11.41
2 = More than 30 days ago but within the past 12 mos.....	3079	5.21
3 = More than 12 months ago but within the past 3 yrs.....	2897	4.90
4 = More than 3 years ago.....	3852	6.52
9 = Used at some point in the lifetime LOG ASSN.....	15	0.03
11 = Used in the past 30 days LOGICALLY ASSIGNED.....	25	0.04
14 = Used more than 12 months ago LOG ASSN.....	206	0.35
19 = Used more than 30 days ago LOG ASSN.....	98	0.17
29 = Used more than 30 dys ago but in pst 3 yr LOG ASSN.....	357	0.60
39 = Used within the past 3 years LOGICALLY ASSIGNED.....	3	0.01
91 = NEVER VAPED NICOTINE.....	41781	70.73
98 = BLANK (NO ANSWER).....	18	0.03

During the past 30 days, that is since [DATEFILL], on how many days did you vape nicotine with an e-cigarette or other vaping device?

(VPPMNUM)

NICVAP30N

Len : 2 # DAYS VAPED NICOTINE W/ E-CIG OR VAP DEVICE IN PAST 30 DAYS

	Freq	Pct
RANGE = 1 - 30.....	6663	11.28
91 = NEVER VAPED NICOTINE.....	41781	70.73
93 = DID NOT VAPE NICOTINE IN THE PAST 30 DAYS.....	10489	17.76
94 = DON'T KNOW.....	70	0.12
97 = REFUSED.....	5	0.01
98 = BLANK (NO ANSWER).....	61	0.10

NICOTINE

The next questions are about your use of smokeless tobacco such as snuff, dip, chewing tobacco, or snus.

Have you ever, even once, used smokeless tobacco?

(CG25, CGREF3)

SMKLSSEVR

Len : 2 EVER USED SMOKELESS TOBACCO

	Freq	Pct
1 = Yes.....	6938	11.75
2 = No.....	52107	88.21
94 = DON'T KNOW.....	22	0.04
97 = REFUSED.....	2	0.00

How old were you the first time you used smokeless tobacco?

(CG26)

SMKLSSTRY

Len : 3 AGE WHEN FIRST USED SMOKELESS TOBACCO

	Freq	Pct
RANGE = 1 - 77.....	6835	11.57
985 = BAD DATA Logically assigned.....	50	0.08
991 = NEVER USED SMOKELESS TOBACCO.....	52107	88.21
994 = DON'T KNOW.....	42	0.07
997 = REFUSED.....	13	0.02
998 = BLANK (NO ANSWER).....	22	0.04

Did you first use smokeless tobacco in [CURRENT YEAR - 1] or [CURRENT YEAR]?

Did you first use smokeless tobacco in [CURRENT YEAR - 2] or [CURRENT YEAR - 1]?

In what month in [CURRENT YEAR] did you first use smokeless tobacco?

(CG26A, CG26B, CG26C)

SMKLSSYFU

Len : 4 YEAR OF FIRST SMOKELESS TOBACCO USE - RECODE

	Freq	Pct
RANGE = 2020 - 2022.....	290	0.49
9985 = BAD DATA Logically assigned.....	44	0.07
9989 = LEGITIMATE SKIP Logically assigned.....	25	0.04
9991 = NEVER USED SMOKELESS TOBACCO.....	52107	88.21
9994 = DON'T KNOW.....	43	0.07
9997 = REFUSED.....	13	0.02
9998 = BLANK (NO ANSWER).....	54	0.09
9999 = LEGITIMATE SKIP.....	6493	10.99

NICOTINE

In what month in [CURRENT YEAR] did you first use smokeless tobacco?

In what month in [YEAR FROM CG26a or CG26b] did you first use smokeless tobacco?

(CG26C, CG26D)

SMKLSSMFU

Len : 2 MONTH OF FIRST SMOKELESS TOBACCO USE - RECODE

	Freq	Pct
1 = January.....	24	0.04
2 = February.....	21	0.04
3 = March.....	20	0.03
4 = April.....	25	0.04
5 = May.....	26	0.04
6 = June.....	29	0.05
7 = July.....	36	0.06
8 = August.....	30	0.05
9 = September.....	20	0.03
10 = October.....	21	0.04
11 = November.....	17	0.03
12 = December.....	10	0.02
85 = BAD DATA Logically assigned.....	42	0.07
89 = LEGITIMATE SKIP Logically assigned.....	25	0.04
91 = NEVER USED "smokeless" tobacco.....	52107	88.21
94 = DON'T KNOW.....	54	0.09
97 = REFUSED.....	13	0.02
98 = BLANK (NO ANSWER).....	56	0.09
99 = LEGITIMATE SKIP.....	6493	10.99

NOTE: This variable incorporates values from the two questions shown below. This variable also incorporates values from two probe questions that were asked when the respondent answered DON'T KNOW or REFUSED to the second question shown below.

Now think about the past 30 days -- that is, from [DATEFILL] up to and including today. During the past 30 days, have you used smokeless tobacco, even once?

How long has it been since you last used smokeless tobacco?

(CG27, CG28, CG28DK, CG28RE)

SMKLSSREC

Len : 2 TIME SINCE LAST USED SMOKELESS TOBACCO

	Freq	Pct
1 = Within the past 30 days.....	1205	2.04
2 = More than 30 days ago but within the past 12 mos.....	518	0.88
3 = More than 12 months ago but within the past 3 yrs.....	728	1.23
4 = More than 3 years ago.....	4405	7.46
9 = Used at some point in the lifetime LOG ASSN.....	5	0.01
14 = Used more than 12 months ago LOG ASSN.....	41	0.07
19 = Used more than 30 days ago LOG ASSN.....	20	0.03
29 = Used more than 30 dys ago but in pst 3 yr LOG ASSN.....	15	0.03
39 = Used within the past 3 years LOGICALLY ASSIGNED.....	1	0.00
91 = NEVER USED SMOKELESS TOBACCO.....	52107	88.21
97 = REFUSED.....	2	0.00
98 = BLANK (NO ANSWER).....	22	0.04

During the past 30 days, that is since [DATEFILL], on how many days did you use smokeless tobacco?

(CG29)

SMKLSS30N

Len : 2 HOW MANY DAYS USED SMOKELESS TOBACCO PAST 30 DAYS

	Freq	Pct
RANGE = 1 - 30.....	1193	2.02
91 = NEVER USED SMOKELESS TOBACCO.....	52107	88.21
93 = DID NOT USE SMOKELESS TOBACCO IN THE PAST 30 DAYS.....	5727	9.70
94 = DON'T KNOW.....	9	0.02
97 = REFUSED.....	5	0.01
98 = BLANK (NO ANSWER).....	28	0.05

NICOTINE

What is your best estimate of the number of days you used smokeless tobacco during the past 30 days?

(CG29DKRE)
SMKLSS30E

Len : 2 BEST EST. HOW MANY DAYS USED SMKLSS TOB PST 30 DYS

	Freq	Pct
1 = 1 or 2 days	2	0.00
2 = 3 to 5 days.....	2	0.00
4 = 10 to 19 days.....	1	0.00
5 = 20 to 29 days.....	2	0.00
6 = All 30 days.....	2	0.00
91 = NEVER USED SMOKELESS TOBACCO.....	52107	88.21
93 = DID NOT USE SMOKELESS TOBACCO IN THE PAST 30 DAYS.....	5727	9.70
94 = DON'T KNOW	3	0.01
97 = REFUSED	2	0.00
98 = BLANK (NO ANSWER)	28	0.05
99 = LEGITIMATE SKIP.....	1193	2.02

NOTE: This variable incorporates the value from a probe question that was asked when the respondent answered REFUSED to this question.

The next questions are about smoking cigars made only of tobacco, such as cigarillos, big cigars, and little cigars that look like cigarettes.

Have you ever, even once, smoked part or all of a cigar or cigarillo?

(CG34, CGREF4)
CIGAREVR

Len : 2 EVER SMOKED PART OR ALL OF CIGAR

	Freq	Pct
1 = Yes.....	15040	25.46
2 = No.....	44014	74.51
94 = DON'T KNOW	15	0.03

How old were you the first time you smoked part or all of a cigar or cigarillo?

(CG35)
CIGARTRY

Len : 3 AGE WHEN FIRST SMOKED CIGAR

	Freq	Pct
RANGE = 1 - 75	14836	25.12
985 = BAD DATA Logically assigned	79	0.13
991 = NEVER USED CIGARS	44014	74.51
994 = DON'T KNOW	121	0.20
997 = REFUSED	4	0.01
998 = BLANK (NO ANSWER).....	15	0.03

Did you first smoke part or all of a cigar or cigarillo in [CURRENT YEAR - 1] or [CURRENT YEAR]?

Did you first smoke part or all of a cigar or cigarillo in [CURRENT YEAR - 2] or [CURRENT YEAR - 1]?

In what month in [CURRENT YEAR] did you first smoke part or all of a cigar or cigarillo?

(CG35A, CG35B, CG35C)
CIGARYFU

Len : 4 YEAR OF FIRST CIGAR USE - RECODE

	Freq	Pct
RANGE = 2020 - 2022	775	1.31
9985 = BAD DATA Logically assigned	95	0.16
9989 = LEGITIMATE SKIP Logically assigned	68	0.12
9991 = NEVER USED CIGARS	44014	74.51
9994 = DON'T KNOW	122	0.21
9997 = REFUSED	4	0.01
9998 = BLANK (NO ANSWER).....	64	0.11
9999 = LEGITIMATE SKIP.....	13927	23.58

NICOTINE

In what month in [CURRENT YEAR] did you first smoke part or all of a cigar or cigarillo?

In what month in [YEAR FROM CG35a or CG35b] did you first smoke part or all of a cigar or cigarillo?

(CG35C, CG35D)

CIGARMFU

Len : 2 MONTH OF FIRST CIGAR USE - RECODE

	Freq	Pct
1 = January.....	58	0.10
2 = February.....	48	0.08
3 = March.....	66	0.11
4 = April.....	51	0.09
5 = May.....	77	0.13
6 = June.....	86	0.15
7 = July.....	94	0.16
8 = August.....	75	0.13
9 = September.....	53	0.09
10 = October.....	51	0.09
11 = November.....	44	0.07
12 = December.....	41	0.07
85 = BAD DATA Logically assigned.....	93	0.16
89 = LEGITIMATE SKIP Logically assigned.....	68	0.12
91 = NEVER USED CIGARS.....	44014	74.51
94 = DON'T KNOW.....	152	0.26
97 = REFUSED.....	5	0.01
98 = BLANK (NO ANSWER).....	66	0.11
99 = LEGITIMATE SKIP.....	13927	23.58

NOTE: This variable incorporates values from the two questions shown below. This variable also incorporates values from two probe questions that were asked when the respondent answered DON'T KNOW or REFUSED to the second question shown below.

Now think about the past 30 days, from [DATEFILL] up to and including today. During the past 30 days, have you smoked part or all of a cigar or cigarillo?

How long has it been since you last smoked part or all of a cigar or cigarillo?

(CG36, CG37, CG37DK, CG37RE)

CIGARREC

Len : 2 TIME SINCE LAST SMOKED CIGAR

	Freq	Pct
1 = Within the past 30 days.....	2134	3.61
2 = More than 30 days ago but within the past 12 mos.....	1970	3.34
3 = More than 12 months ago but within the past 3 yrs.....	2348	3.98
4 = More than 3 years ago.....	8448	14.30
8 = Used at some point in the past 12 mos LOG ASSN.....	1	0.00
9 = Used at some point in the lifetime LOG ASSN.....	11	0.02
11 = Used in the past 30 days LOGICALLY ASSIGNED.....	1	0.00
14 = Used more than 12 months ago LOG ASSN.....	55	0.09
19 = Used more than 30 days ago LOG ASSN.....	26	0.04
29 = Used more than 30 dys ago but in pst 3 yr LOG ASSN.....	46	0.08
91 = NEVER USED CIGARS.....	44014	74.51
98 = BLANK (NO ANSWER).....	15	0.03

During the past 30 days, that is since [DATEFILL], on how many days did you smoke part or all of a cigar or cigarillo?

(CG38)

CIGR30USE

Len : 2 HOW MANY DAYS SMOKED CIGAR IN PAST 30 DAYS

	Freq	Pct
RANGE = 1 - 30.....	2116	3.58
91 = NEVER USED CIGARS.....	44014	74.51
93 = DID NOT USE CIGARS IN THE PAST 30 DAYS.....	12893	21.83
94 = DON'T KNOW.....	15	0.03
97 = REFUSED.....	3	0.01
98 = BLANK (NO ANSWER).....	28	0.05

NICOTINE

What is your best estimate of the number of days you smoked part or all of a cigar or cigarillo during the past 30 days?

(CG38DKRE)
CI30EST

Len : 2 BEST EST. # DAYS SMOKED CIGAR PAST 30 DAYS

	Freq	Pct
1 = 1 or 2 days	4	0.01
2 = 3 to 5 days.....	4	0.01
3 = 6 to 9 days.....	4	0.01
4 = 10 to 19 days.....	1	0.00
5 = 20 to 29 days.....	1	0.00
6 = All 30 days.....	2	0.00
91 = NEVER USED CIGARS	44014	74.51
93 = DID NOT USE CIGARS IN THE PAST 30 DAYS	12893	21.83
94 = DON'T KNOW	2	0.00
98 = BLANK (NO ANSWER)	28	0.05
99 = LEGITIMATE SKIP.....	2116	3.58

NOTE: This variable incorporates the value from a probe question that was asked when the respondent answered REFUSED to this question.

These last questions on tobacco products are about using a pipe to smoke tobacco. Have you ever, even onced, smoked tobacco in a pipe?

(CG42, CGREF5)
PIPEVER

Len : 2 EVER SMOKED PIPE TOBACCO

	Freq	Pct
1 = Yes.....	4257	7.21
2 = No.....	54803	92.78
94 = DON'T KNOW	9	0.02

During the past 30 days, that is since [DATEFILL], have you smoked tobacco in a pipe, even once?

(CG43)
PIPE30DY

Len : 2 HAVE YOU SMOKED PIPE TOBACCO IN PAST 30 DAYS

	Freq	Pct
1 = Yes.....	375	0.63
2 = No.....	3881	6.57
91 = NEVER USED PIPE TOBACCO.....	54803	92.78
94 = DON'T KNOW	1	0.00
98 = BLANK (NO ANSWER)	9	0.02

NICOTINE DEPENDENCE

NICOTINE DEPENDENCE

The values in this section may be inconsistent with values for variables in other sections of the interview. Items in this section were edited when respondents legitimately skipped out of these items based on prior answers in earlier sections. Otherwise, variables in one section of the interview generally were not edited to make them consistent with variables in another section of the interview. This note applies to variables in this section marked by a¹.

Think about your use of cigarettes during the past 30 days as you answer these next questions.

Please think about how true each statement is of you.

After not smoking for a while, you need to smoke in order to feel less restless and irritable.

(DRCGE01)

CIGIRTLB¹

Len : 2 NEED TO SMOKE TO FEEL LESS IRRITABLE

	Freq	Pct
1 = Not at all true	1930	3.27
2 = Somewhat true	1691	2.86
3 = Moderately true	1318	2.23
4 = Very true	1275	2.16
5 = Extremely true	885	1.50
85 = BAD DATA Logically assigned	5	0.01
91 = NEVER USED CIGARETTES	34135	57.79
93 = DID NOT USE CIGARETTES IN THE PAST 30 DAYS	17709	29.98
94 = DON'T KNOW	15	0.03
97 = REFUSED	12	0.02
98 = BLANK (NO ANSWER)	94	0.16

When you don't smoke for a few hours, you start to crave cigarettes.

(DRCGE02)

CIGCRAVE¹

Len : 2 START TO CRAVE CIGS WHEN DON'T SMOKE FOR FEW HRS

	Freq	Pct
1 = Not at all true	2107	3.57
2 = Somewhat true	1540	2.61
3 = Moderately true	1086	1.84
4 = Very true	1376	2.33
5 = Extremely true	992	1.68
85 = BAD DATA Logically assigned	5	0.01
91 = NEVER USED CIGARETTES	34135	57.79
93 = DID NOT USE CIGARETTES IN THE PAST 30 DAYS	17709	29.98
94 = DON'T KNOW	12	0.02
97 = REFUSED	13	0.02
98 = BLANK (NO ANSWER)	94	0.16

You sometimes have strong cravings for a cigarette where it feels like you're in the grip of a force you can't control.

(DRCGE03)

CIGCRAGP¹

Len : 2 CRAVING OF CIGS LIKE STRONG FORCE CAN'T CONTROL

	Freq	Pct
1 = Not at all true	2977	5.04
2 = Somewhat true	1476	2.50
3 = Moderately true	1010	1.71
4 = Very true	956	1.62
5 = Extremely true	680	1.15
85 = BAD DATA Logically assigned	5	0.01
91 = NEVER USED CIGARETTES	34135	57.79
93 = DID NOT USE CIGARETTES IN THE PAST 30 DAYS	17709	29.98
94 = DON'T KNOW	12	0.02
97 = REFUSED	14	0.02
98 = BLANK (NO ANSWER)	95	0.16

NICOTINE DEPENDENCE

You feel a sense of control over your smoking - that is, you can "take it or leave it" at any time.

(DRCGE04)
CIGINCTL¹

Len : 2 FEEL A SENSE OF CONTROL OVER YOUR SMOKING

	Freq	Pct
1 = Not at all true.....	1948	3.30
2 = Somewhat true.....	1864	3.16
3 = Moderately true.....	1177	1.99
4 = Very true.....	983	1.66
5 = Extremely true.....	1121	1.90
85 = BAD DATA Logically assigned.....	5	0.01
91 = NEVER USED CIGARETTES.....	34135	57.79
93 = DID NOT USE CIGARETTES IN THE PAST 30 DAYS.....	17709	29.98
94 = DON'T KNOW.....	13	0.02
97 = REFUSED.....	18	0.03
98 = BLANK (NO ANSWER).....	96	0.16

You tend to avoid places that don't allow smoking, even if you would otherwise enjoy them.

(DRCGE05)
CIGAVOID¹

Len : 2 TEND TO AVOID PLACES THAT DON'T ALLOW SMOKING

	Freq	Pct
1 = Not at all true.....	4702	7.96
2 = Somewhat true.....	1029	1.74
3 = Moderately true.....	691	1.17
4 = Very true.....	373	0.63
5 = Extremely true.....	292	0.49
85 = BAD DATA Logically assigned.....	5	0.01
91 = NEVER USED CIGARETTES.....	34135	57.79
93 = DID NOT USE CIGARETTES IN THE PAST 30 DAYS.....	17709	29.98
94 = DON'T KNOW.....	19	0.03
97 = REFUSED.....	18	0.03
98 = BLANK (NO ANSWER).....	96	0.16

Do you have any friends who do not smoke cigarettes?

(DRCGE06A)
CIGFNSMK¹

Len : 2 HAVE FRIENDS WHO DO NOT SMOKE CIGARETTES

	Freq	Pct
1 = Yes.....	6526	11.05
2 = No.....	579	0.98
85 = BAD DATA Logically assigned.....	5	0.01
91 = NEVER USED CIGARETTES.....	34135	57.79
93 = DID NOT USE CIGARETTES IN THE PAST 30 DAYS.....	17709	29.98
94 = DON'T KNOW.....	6	0.01
97 = REFUSED.....	12	0.02
98 = BLANK (NO ANSWER).....	97	0.16

Think about your use of cigarettes during the past 30 days as you answer these next questions.

There are times when you choose not to be around your friends who don't smoke because they won't like it if you smoke.

(DRCGE06B)
CIGFNLKE¹

Len : 2 CHOOSE NOT TO BE AROUND FRIENDS WHO DON'T SMOKE

	Freq	Pct
1 = Not at all true.....	5090	8.62
2 = Somewhat true.....	706	1.20
3 = Moderately true.....	370	0.63
4 = Very true.....	212	0.36
5 = Extremely true.....	129	0.22
85 = BAD DATA Logically assigned.....	4	0.01
91 = NEVER USED CIGARETTES.....	34135	57.79
93 = DID NOT USE CIGARETTES IN THE PAST 30 DAYS.....	17709	29.98
94 = DON'T KNOW.....	6	0.01
97 = REFUSED.....	22	0.04
98 = BLANK (NO ANSWER).....	107	0.18
99 = LEGITIMATE SKIP.....	579	0.98

NICOTINE DEPENDENCE

Think about your use of cigarettes during the past 30 days as you answer these next questions.

Even if you're traveling a long distance, you'd rather not travel by airplane because you wouldn't be allowed to smoke.

(DRCGE07)
CIGPLANE¹

Len : 2 RATHER NOT TRAVEL BY AIRPLANE B/C NO SMOKING

	Freq	Pct
1 = Not at all true.....	5635	9.54
2 = Somewhat true.....	608	1.03
3 = Moderately true.....	340	0.58
4 = Very true.....	252	0.43
5 = Extremely true.....	242	0.41
85 = BAD DATA Logically assigned.....	5	0.01
91 = NEVER USED CIGARETTES.....	34135	57.79
93 = DID NOT USE CIGARETTES IN THE PAST 30 DAYS.....	17709	29.98
94 = DON'T KNOW.....	19	0.03
97 = REFUSED.....	24	0.04
98 = BLANK (NO ANSWER).....	100	0.17

You sometimes worry that you will run out of cigarettes.

(DRCGE08)
CIGRNOUT¹

Len : 2 SOMETIMES WORRY THAT YOU WILL RUN OUT OF CIGS

	Freq	Pct
1 = Not at all true.....	3840	6.50
2 = Somewhat true.....	1487	2.52
3 = Moderately true.....	702	1.19
4 = Very true.....	610	1.03
5 = Extremely true.....	452	0.77
85 = BAD DATA Logically assigned.....	5	0.01
91 = NEVER USED CIGARETTES.....	34135	57.79
93 = DID NOT USE CIGARETTES IN THE PAST 30 DAYS.....	17709	29.98
94 = DON'T KNOW.....	9	0.02
97 = REFUSED.....	19	0.03
98 = BLANK (NO ANSWER).....	101	0.17

You smoke cigarettes fairly regularly throughout the day.

(DRCGE09)
CIGREGDY¹

Len : 2 SMOKE CIGS FAIRLY REGULARLY THROUGHOUT THE DAY

	Freq	Pct
1 = Not at all true.....	2479	4.20
2 = Somewhat true.....	1272	2.15
3 = Moderately true.....	927	1.57
4 = Very true.....	1275	2.16
5 = Extremely true.....	1138	1.93
85 = BAD DATA Logically assigned.....	5	0.01
91 = NEVER USED CIGARETTES.....	34135	57.79
93 = DID NOT USE CIGARETTES IN THE PAST 30 DAYS.....	17709	29.98
94 = DON'T KNOW.....	10	0.02
97 = REFUSED.....	17	0.03
98 = BLANK (NO ANSWER).....	102	0.17

You smoke about the same amount on weekends as on weekdays.

(DRCGE10)
CIGREGWK¹

Len : 2 SMOKE SAME AMOUNT ON WEEKENDS AS ON WEEKDAYS

	Freq	Pct
1 = Not at all true.....	2142	3.63
2 = Somewhat true.....	1196	2.02
3 = Moderately true.....	986	1.67
4 = Very true.....	1564	2.65
5 = Extremely true.....	1190	2.01
85 = BAD DATA Logically assigned.....	5	0.01
91 = NEVER USED CIGARETTES.....	34135	57.79
93 = DID NOT USE CIGARETTES IN THE PAST 30 DAYS.....	17709	29.98
94 = DON'T KNOW.....	18	0.03
97 = REFUSED.....	21	0.04
98 = BLANK (NO ANSWER).....	103	0.17

NICOTINE DEPENDENCE

You smoke just about the same number of cigarettes from day to day.

(DRCGE11)
CIGREGNM¹

Len : 2 SMOKE SAME NUMBER OF CIGS FROM DAY TO DAY

	Freq	Pct
1 = Not at all true.....	1985	3.36
2 = Somewhat true.....	1202	2.03
3 = Moderately true.....	1026	1.74
4 = Very true.....	1671	2.83
5 = Extremely true.....	1198	2.03
85 = BAD DATA Logically assigned.....	5	0.01
91 = NEVER USED CIGARETTES.....	34135	57.79
93 = DID NOT USE CIGARETTES IN THE PAST 30 DAYS.....	17709	29.98
94 = DON'T KNOW.....	14	0.02
97 = REFUSED.....	20	0.03
98 = BLANK (NO ANSWER).....	104	0.18

It's hard to say how many cigarettes you smoke per day because the number often changes.

(DRCGE12)
CIGNMCHG¹

Len : 2 NUMBER OF CIGS SMOKE PER DAY OFTEN CHANGES

	Freq	Pct
1 = Not at all true.....	2814	4.76
2 = Somewhat true.....	1748	2.96
3 = Moderately true.....	966	1.64
4 = Very true.....	890	1.51
5 = Extremely true.....	661	1.12
85 = BAD DATA Logically assigned.....	5	0.01
91 = NEVER USED CIGARETTES.....	34135	57.79
93 = DID NOT USE CIGARETTES IN THE PAST 30 DAYS.....	17709	29.98
94 = DON'T KNOW.....	21	0.04
97 = REFUSED.....	16	0.03
98 = BLANK (NO ANSWER).....	104	0.18

It's normal for you to smoke several cigarettes in an hour, then not have another one until hours later.

(DRCGE13)
CIGSVLHR¹

Len : 2 HAVE MANY CIGS IN HR, THEN NO CIGS TIL HRS LATER

	Freq	Pct
1 = Not at all true.....	3669	6.21
2 = Somewhat true.....	1413	2.39
3 = Moderately true.....	908	1.54
4 = Very true.....	684	1.16
5 = Extremely true.....	404	0.68
85 = BAD DATA Logically assigned.....	5	0.01
91 = NEVER USED CIGARETTES.....	34135	57.79
93 = DID NOT USE CIGARETTES IN THE PAST 30 DAYS.....	17709	29.98
94 = DON'T KNOW.....	17	0.03
97 = REFUSED.....	19	0.03
98 = BLANK (NO ANSWER).....	106	0.18

The number of cigarettes you smoke per day is often influenced by other things - how you're feeling, or what you're doing, for example.

(DRCGE14)
CIGINFLU¹

Len : 2 # OF CIGS SMOKE PER DAY INFLUENCED BY OTHER THINGS

	Freq	Pct
1 = Not at all true.....	1576	2.67
2 = Somewhat true.....	1532	2.59
3 = Moderately true.....	1349	2.28
4 = Very true.....	1478	2.50
5 = Extremely true.....	1147	1.94
85 = BAD DATA Logically assigned.....	5	0.01
91 = NEVER USED CIGARETTES.....	34135	57.79
93 = DID NOT USE CIGARETTES IN THE PAST 30 DAYS.....	17709	29.98
94 = DON'T KNOW.....	13	0.02
97 = REFUSED.....	18	0.03
98 = BLANK (NO ANSWER).....	107	0.18

NICOTINE DEPENDENCE

Your smoking is not affected much by other things. For example, you smoke about the same amount whether you're relaxing or working, happy or sad, alone or with others.

(DRCGE15)
CIGNOINF¹

Len : 2 SMOKING NOT AFFECTED BY OTHER THINGS

	Freq	Pct
1 = Not at all true.....	2462	4.17
2 = Somewhat true.....	1776	3.01
3 = Moderately true.....	1297	2.20
4 = Very true.....	939	1.59
5 = Extremely true.....	588	1.00
85 = BAD DATA Logically assigned.....	5	0.01
91 = NEVER USED CIGARETTES.....	34135	57.79
93 = DID NOT USE CIGARETTES IN THE PAST 30 DAYS.....	17709	29.98
94 = DON'T KNOW.....	22	0.04
97 = REFUSED.....	24	0.04
98 = BLANK (NO ANSWER).....	112	0.19

Since you started smoking, the amount you smoke has increased.

(DRCGE16)
CIGINCRS¹

Len : 2 AMOUNT OF SMOKING HAS INCR. SINCE STARTED SMOKING

	Freq	Pct
1 = Not at all true.....	2709	4.59
2 = Somewhat true.....	1437	2.43
3 = Moderately true.....	1015	1.72
4 = Very true.....	1070	1.81
5 = Extremely true.....	835	1.41
85 = BAD DATA Logically assigned.....	5	0.01
91 = NEVER USED CIGARETTES.....	34135	57.79
93 = DID NOT USE CIGARETTES IN THE PAST 30 DAYS.....	17709	29.98
94 = DON'T KNOW.....	18	0.03
97 = REFUSED.....	23	0.04
98 = BLANK (NO ANSWER).....	113	0.19

Compared to when you first started smoking, you need to smoke a lot more now in order to be satisfied.

(DRCGE17)
CIGSATIS¹

Len : 2 NEED TO SMOKE A LOT MORE TO BE SATISFIED

	Freq	Pct
1 = Not at all true.....	3750	6.35
2 = Somewhat true.....	1295	2.19
3 = Moderately true.....	897	1.52
4 = Very true.....	616	1.04
5 = Extremely true.....	507	0.86
85 = BAD DATA Logically assigned.....	5	0.01
91 = NEVER USED CIGARETTES.....	34135	57.79
93 = DID NOT USE CIGARETTES IN THE PAST 30 DAYS.....	17709	29.98
94 = DON'T KNOW.....	21	0.04
97 = REFUSED.....	17	0.03
98 = BLANK (NO ANSWER).....	117	0.20

Compared to when you first started smoking, you can smoke much, much more now before you start to feel anything.

(DRCGE18)
CIGLOTMR¹

Len : 2 SMOKE MUCH MORE NOW BEFORE FEEL ANYTHING

	Freq	Pct
1 = Not at all true.....	3834	6.49
2 = Somewhat true.....	1365	2.31
3 = Moderately true.....	864	1.46
4 = Very true.....	582	0.99
5 = Extremely true.....	411	0.70
85 = BAD DATA Logically assigned.....	5	0.01
91 = NEVER USED CIGARETTES.....	34135	57.79
93 = DID NOT USE CIGARETTES IN THE PAST 30 DAYS.....	17709	29.98
94 = DON'T KNOW.....	26	0.04
97 = REFUSED.....	20	0.03
98 = BLANK (NO ANSWER).....	118	0.20

NICOTINE DEPENDENCE

How soon after you wake up do you have your first cigarette?

On the days that you smoke, how soon after you wake up do you have your first cigarette?

(DRCGE19A, DRCGE19B)

CIGWAKE¹

Len : 2 HOW SOON AFTER WAKING DO YOU HAVE YOUR FIRST CIG

	Freq	Pct
1 = Within the first 5 minutes after you wake up	1416	2.40
2 = Between 6 and 30 minutes after you wake up	1886	3.19
3 = Between 31 and 60 minutes after you wake up	1120	1.90
4 = More than 60 minutes after you wake up	2505	4.24
85 = BAD DATA Logically assigned	5	0.01
91 = NEVER USED CIGARETTES	34135	57.79
93 = DID NOT USE CIGARETTES IN THE PAST 30 DAYS	17709	29.98
94 = DON'T KNOW	94	0.16
97 = REFUSED	77	0.13
98 = BLANK (NO ANSWER)	122	0.21

NOTE: The following dependence variables were defined based on the dependence criteria according to the Nicotine Dependence Syndrome Scale (NDSS) and the Fagerstrom Test of Nicotine Dependence (FTND) for respondents who smoked cigarettes in the past month (i.e., CIGMON=1). The NDSS criteria for dependence was based on 17 questions pertaining to five aspects of dependence. Based on the NDSS, a respondent was defined as having nicotine dependence, NDSSDEPND=1, if the sum of the valid responses (based on actual reporting) was greater than or equal to 46.75. The FTND measure is defined by assessing how soon after waking a respondent had their first cigarette (CIGWAKE). Based on the FTND scale, a respondent was defined as having nicotine dependence, FTNDDEPND=1, if the first cigarette was smoked within 30 minutes of waking up on the days they smoked (CIGWAKE=1 or 2) and the respondent smoked cigarettes in the past month (CIGMON=1). Based on the NDSS and the FTND, a respondent who smoked cigarettes in the past month was defined as having nicotine dependence, PMNICDEP=1, if they met either the NDSS or the FTND criteria for dependence. Specific details are provided in the Nicotine Dependence and Substance Use Disorder appendix.

(CIGAVOID, CIGCRAGP, CIGCRAVE, CIGINCRS, CIGINCTL, CIGINFLU, CIGIRTBL, CIGLOTMR, CIGMON, CIGNMCHG, CIGNOINF, CIGPLANE, CIGREGDY, CIGREGNM, CIGREGWK, CIGRNOUT, CIGSATIS, CIGSVLHR)

NDSSDEPND¹

Len : 1 NICOTINE DEPENDENCE BASED ON NDSS SCORE

	Freq	Pct
. = Unknown (Otherwise)	153	0.26
0 = No	4383	7.42
1 = Yes	2679	4.54
9 = DID NOT USE CIGARETTES IN THE PAST MONTH	51854	87.79

(CIGMON, CIGWAKE)

FTNDDEPND¹

Len : 1 NICOTINE DEPENDENCE BASED ON FTND SCALE

	Freq	Pct
. = Unknown (Otherwise)	288	0.49
0 = No	3625	6.14
1 = Yes	3302	5.59
9 = DID NOT USE CIGARETTES IN THE PAST MONTH	51854	87.79

(FTNDDEP, NDSSDEP)

PMNICDEP¹

Len : 1 NICOTINE DEPENDENCE IN PAST MONTH

	Freq	Pct
. = Unknown (Otherwise)	289	0.49
0 = No	2980	5.04
1 = Yes	3946	6.68
9 = DID NOT USE CIGARETTES IN THE PAST MONTH	51854	87.79

IMPUTED NICOTINE DEPENDENCE

IMPUTED NICOTINE DEPENDENCE

NOTE: The following variable, IRPMNICDEP, is the imputation-revised version of the nicotine dependence variable (PMNICDEP) derived from the Nicotine Dependence Syndrome Scale (NDSS) and the Fagerstrom Test of Nicotine Dependence (FTND). Based on the NDSS and the FTND, a respondent who smoked cigarettes in the past month was defined as having nicotine dependence if they met either the NDSS or the FTND criteria for dependence. Specific details are provide in the Nicotine Dependence and Substance Use Disorder appendix.

(PMNICDEP)

IRPMNICDEP

Len : 1 NICOTINE DEPENDENCE IN PAST MONTH - IMPUTATION REVISED

	Freq	Pct
0 = No.....	54962	93.05
1 = Yes.....	4107	6.95

(CIGREC, IRPMNICDEP)

IPMNICDEP

Len : 1 NICOTINE DEPENDENCE IN PAST MONTH - IMPUTATION INDICATOR

	Freq	Pct
1 = Questionnaire data	58633	99.26
2 = Logically assigned data.....	137	0.23
3 = Statistically imputed data.....	299	0.51

ALCOHOL

ALCOHOL

These questions are about drinks of alcoholic beverages. Throughout these questions, by a "drink" we mean a can or bottle of beer, a glass of wine or a wine cooler, a shot of liquor, or a mixed drink with liquor in it. We are not asking about times when you only had a sip or two from a drink.

Have you ever, even once, had a drink of any type of alcoholic beverage? Please do not include times when you only had a sip or two from a drink.

(AL01, ALREF)

ALCEVER

Len : 2 EVER HAD DRINK OF ALCOHOLIC BEVERAGE

	Freq	Pct
1 = Yes.....	41828	70.81
2 = No.....	17216	29.15
85 = BAD DATA Logically assigned.....	1	0.00
94 = DON'T KNOW.....	15	0.03
97 = REFUSED.....	9	0.02

Think about the first time you had a drink of an alcoholic beverage. How old were you the first time you had a drink of an alcoholic beverage? Please do not include any time when you only had a sip or two from a drink.

(AL02)

ALCTRY

Len : 3 AGE WHEN FIRST DRANK ALCOHOLIC BEVERAGE

	Freq	Pct
RANGE = 1 - 89.....	41394	70.08
985 = BAD DATA Logically assigned.....	82	0.14
991 = NEVER USED ALCOHOL.....	17216	29.15
994 = DON'T KNOW.....	287	0.49
997 = REFUSED.....	75	0.13
998 = BLANK (NO ANSWER).....	15	0.03

Did you first have a drink of an alcoholic beverage in [CURRENT YEAR - 1] or [CURRENT YEAR]?

Did you first have a drink of an alcoholic beverage in [CURRENT YEAR - 2] or [CURRENT YEAR - 1]?

In what month in [CURRENT YEAR] did you first have a drink of an alcoholic beverage?

(AL02A, AL02B, AL02C)

ALCYFU

Len : 4 YEAR OF FIRST ALCOHOL USE - RECODE

	Freq	Pct
RANGE = 2020 - 2022.....	2699	4.57
9985 = BAD DATA Logically assigned.....	200	0.34
9989 = LEGITIMATE SKIP Logically assigned.....	123	0.21
9991 = NEVER USED ALCOHOL.....	17216	29.15
9994 = DON'T KNOW.....	298	0.50
9997 = REFUSED.....	79	0.13
9998 = BLANK (NO ANSWER).....	23	0.04
9999 = LEGITIMATE SKIP.....	38431	65.06

ALCOHOL

In what month in [CURRENT YEAR] did you first have a drink of an alcoholic beverage?

In what month in [YEAR FROM AL02a or AL02b] did you first have a drink of an alcoholic beverage?

(AL02C, AL02D)

ALCMFU

Len : 2 MONTH OF FIRST ALCOHOL USE - RECODE

	Freq	Pct
1 = January.....	228	0.39
2 = February.....	154	0.26
3 = March.....	171	0.29
4 = April.....	149	0.25
5 = May.....	205	0.35
6 = June.....	302	0.51
7 = July.....	321	0.54
8 = August.....	203	0.34
9 = September.....	174	0.29
10 = October.....	218	0.37
11 = November.....	178	0.30
12 = December.....	276	0.47
85 = BAD DATA Logically assigned.....	200	0.34
89 = LEGITIMATE SKIP Logically assigned.....	123	0.21
91 = NEVER USED ALCOHOL.....	17216	29.15
94 = DON'T KNOW.....	410	0.69
97 = REFUSED.....	87	0.15
98 = BLANK (NO ANSWER).....	23	0.04
99 = LEGITIMATE SKIP.....	38431	65.06

How long has it been since you last drank an alcoholic beverage?

(ALLAST3, ALRECDK, ALRECRE)

ALCREC

Len : 2 TIME SINCE LAST DRANK ALCOHOLIC BEVERAGE

	Freq	Pct
1 = Within the past 30 days.....	26116	44.21
2 = More than 30 days ago but within the past 12 mos.....	8234	13.94
3 = More than 12 months ago.....	6899	11.68
8 = Used at some point in the past 12 mos LOG ASSN.....	382	0.65
9 = Used at some point in the lifetime LOG ASSN.....	186	0.31
11 = Used in the past 30 days LOGICALLY ASSIGNED.....	11	0.02
85 = BAD DATA Logically assigned.....	1	0.00
91 = NEVER USED ALCOHOL.....	17216	29.15
97 = REFUSED.....	9	0.02
98 = BLANK (NO ANSWER).....	15	0.03

(TOTDRINK)

ALCYRTOT

Len : 3 TOTAL # OF DAYS USED ALCOHOL IN PAST 12 MOS

	Freq	Pct
RANGE = 1 - 365.....	34410	58.25
985 = BAD DATA Logically assigned.....	119	0.20
991 = NEVER USED ALCOHOL.....	17216	29.15
993 = DID NOT USE ALCOHOL IN THE PAST 12 MOS.....	6899	11.68
994 = DON'T KNOW.....	182	0.31
997 = REFUSED.....	42	0.07
998 = BLANK (NO ANSWER).....	201	0.34

ALTOTFG

Len : 2 TRIMMING INDICATOR FOR ALCYRTOT

	Freq	Pct
1 = Trimmed to 365 days (no further editing).....	7	0.01
2 = Trimmed relative to the 30-day freq.....	319	0.54
3 = Trimmed relative to estimated 30-day freq.....	1	0.00
98 = BLANK (NO ANSWER).....	58742	99.45

ALFQFLG

Len : 2 TRIMMED ALCYRTOT IF R USED < 12 MOS

	Freq	Pct
1 = Trimmed to be consistent with mo/yr of 1st use.....	525	0.89
98 = BLANK (NO ANSWER).....	58544	99.11

ALCOHOL

Now think about the past 12 months, from [DATEFILL] through today. We want to know how many days you've had a drink of an alcoholic beverage during the past 12 months.

What would be the easiest way for you to tell us how many days you drank alcoholic beverages?

(ALFRAME3)
ALBSTWAY

Len : 2 EASIEST WAY TO TELL US # DAYS DRANK ALCOHOL

	Freq	Pct
1 = Prefer to answer in days per week.....	11913	20.17
2 = Prefer to answer in days per month.....	12312	20.84
3 = Prefer to answer in days per year.....	9968	16.88
11 = Prefer to ans in days per wk LOG ASSN.....	34	0.06
12 = Prefer to ans in days per mo LOG ASSN.....	67	0.11
13 = Prefer to ans in days per yr LOG ASSN.....	249	0.42
85 = BAD DATA Logically assigned.....	117	0.20
91 = NEVER USED ALCOHOL.....	17216	29.15
93 = DID NOT USE ALCOHOL IN THE PAST 12 MOS.....	6899	11.68
94 = DON'T KNOW.....	73	0.12
97 = REFUSED.....	20	0.03
98 = BLANK (NO ANSWER).....	201	0.34

On how many days in the past 12 months did you drink an alcoholic beverage?

(ALYRAVE)
ALDAYPYR

Len : 3 NUMBER DAYS DRANK ALCOHOL IN PAST 12 MOS

	Freq	Pct
RANGE = 1 - 366.....	10189	17.25
985 = BAD DATA Logically assigned.....	46	0.08
989 = LEGITIMATE SKIP Logically assigned.....	110	0.19
991 = NEVER USED ALCOHOL.....	17216	29.15
993 = DID NOT USE ALCOHOL IN THE PAST 12 MOS.....	6899	11.68
994 = DON'T KNOW.....	102	0.17
997 = REFUSED.....	18	0.03
998 = BLANK (NO ANSWER).....	273	0.46
999 = LEGITIMATE SKIP.....	24216	41.00

On average, how many days did you drink an alcoholic beverage each month during the past 12 months?

(ALMONAVE)
ALDAYPMO

Len : 2 # DAYS PER MONTH DRANK ALCOHOL IN PAST 12 MOS

	Freq	Pct
RANGE = 1 - 31.....	12340	20.89
85 = BAD DATA Logically assigned.....	31	0.05
89 = LEGITIMATE SKIP Logically assigned.....	35	0.06
91 = NEVER USED ALCOHOL.....	17216	29.15
93 = DID NOT USE ALCOHOL IN THE PAST 12 MOS.....	6899	11.68
94 = DON'T KNOW.....	130	0.22
97 = REFUSED.....	29	0.05
98 = BLANK (NO ANSWER).....	288	0.49
99 = LEGITIMATE SKIP.....	22101	37.42

On average, how many days did you drink an alcoholic beverage each week during the past 12 months?

(ALWKAVE)
ALDAYPWK

Len : 2 # DAYS PER WEEK DRANK ALCOHOL IN PAST 12 MOS

	Freq	Pct
RANGE = 1 - 7.....	11881	20.11
85 = BAD DATA Logically assigned.....	42	0.07
91 = NEVER USED ALCOHOL.....	17216	29.15
93 = DID NOT USE ALCOHOL IN THE PAST 12 MOS.....	6899	11.68
94 = DON'T KNOW.....	182	0.31
97 = REFUSED.....	42	0.07
98 = BLANK (NO ANSWER).....	278	0.47
99 = LEGITIMATE SKIP.....	22529	38.14

ALCOHOL

Think specifically about the past 30 days, from [DATEFILL], up to and including today. During the past 30 days, on how many days did you drink one or more drinks of an alcoholic beverage?

(AL06)

ALCDAYS

Len : 2 # DAYS HAD ONE OR MORE DRINKS PAST 30 DAYS

	Freq	Pct
RANGE = 1 - 30	25817	43.71
85 = BAD DATA Logically assigned	485	0.82
91 = NEVER USED ALCOHOL	17216	29.15
93 = DID NOT USE ALCOHOL IN THE PAST 30 DAYS	15133	25.62
94 = DON'T KNOW	108	0.18
97 = REFUSED	26	0.04
98 = BLANK (NO ANSWER)	284	0.48

What is your best estimate of the number of days you drank alcohol during the past 30 days?

(AL06DKRE)

AL30EST

Len : 2 BEST ESTIMATE # DAYS HAD ONE OR MORE DRINKS

	Freq	Pct
1 = 1 or 2 days	36	0.06
2 = 3 to 5 days	28	0.05
3 = 6 to 9 days	19	0.03
4 = 10 to 19 days	17	0.03
5 = 20 to 29 days	3	0.01
6 = All 30 days	3	0.01
91 = NEVER USED ALCOHOL	17216	29.15
93 = DID NOT USE ALCOHOL IN THE PAST 30 DAYS	15133	25.62
94 = DON'T KNOW	15	0.03
97 = REFUSED	13	0.02
98 = BLANK (NO ANSWER)	775	1.31
99 = LEGITIMATE SKIP	25811	43.70

ALDYSFG

Len : 2 REVISION INDICATOR FOR ALCDAYS

	Freq	Pct
1 = Edited for consistency with ALCYRTOT or ALCBNG30D	13	0.02
98 = BLANK (NO ANSWER)	59056	99.98

NOTE: Beginning in 2015, level 975 was updated to "AT LEAST 4 or 5 Logically assigned" to reflect the change in the threshold for binge alcohol use among female respondents from 5 or more drinks on an occasion prior to 2015 to 4 or more drinks on an occasion in 2015. See the note below for ALCBNG30D.

On the ALC30DAY/ALCESTFL days that you drank during the past 30 days, how many drinks did you usually have? Count as a drink a can or bottle of beer; a wine cooler or a glass of wine, champagne, or sherry; a shot of liquor or a mixed drink or cocktail.

(AL07)

ALCUS30D

Len : 3 USUAL # OF DRINKS PER DAY PAST 30 DAYS

	Freq	Pct
RANGE = 1 - 90	24745	41.89
975 = AT LEAST 4 OR 5 Logically assigned	1043	1.77
985 = BAD DATA Logically assigned	226	0.38
991 = NEVER USED ALCOHOL	17216	29.15
993 = DID NOT USE ALCOHOL IN THE PAST 30 DAYS	15133	25.62
994 = DON'T KNOW	87	0.15
997 = REFUSED	27	0.05
998 = BLANK (NO ANSWER)	592	1.00

ALCOHOL

NOTE: Beginning in 2015, female respondents were asked ALCBNG30D to report the number of days that they had 4 or more drinks on the same occasion in the past 30 days. As in prior years, male respondents in 2015 were asked for ALCBNG30D to report the number of days that they had 5 or more drinks on the same occasion in the past 30 days.

During the past 30 days, that is since [DATEFILL], on how many days did you have [4 or more]/[5 or more] drinks on the same occasion? By "occasion," we mean at the same time or within a couple of hours of each other.

(AL08)

ALCBNG30D

Len : 2 # DAYS HAD FOUR/FIVE OR MORE DRINKS PAST 30 DYS

	Freq	Pct
RANGE = 0 - 30.....	25680	43.47
80 = NO OCCAS OF 4+ or 5+ DRINKS PST 30 DAYS Log assn.....	31	0.05
85 = BAD DATA Logically assigned	226	0.38
91 = NEVER USED ALCOHOL.....	17216	29.15
93 = DID NOT USE ALCOHOL IN THE PAST 30 DAYS.....	15133	25.62
94 = DON'T KNOW.....	152	0.26
97 = REFUSED	39	0.07
98 = BLANK (NO ANSWER)	592	1.00

CONSUMPTION OF ALCOHOL

CONSUMPTION OF ALCOHOL

The values in this section may be inconsistent with values for variables in other sections of the interview. Items in this section were edited when respondents legitimately skipped out of these items based on prior answers in earlier sections. Otherwise, variables in one section of the interview generally were not edited to make them consistent with variables in another section of the interview. This note applies to variables in this section marked by a¹.

NOTE: Beginning in 2017, respondents who reported that they used alcohol on 0 days in the past 30 days are no longer asked questions in the consumption of alcohol module that pertain to the past 30 days. This change has resulted in an increase in the number of respondents who were coded as "blank" compared with data from 2016 and prior years. However, this change was determined not to have affected the comparability of estimates since 2017 with those prior to 2017.

Next we return to the topic of alcohol. Remember that by a "drink", we mean a can or bottle of beer, a glass of wine or a wine cooler, a shot of liquor, or a mixed drink with liquor in it. We are not asking about times when you only had a sip or two from a drink.

Earlier, the computer recorded that you drank at least one alcoholic beverage within the past 30 days, that is, since [DATEFILL].

Please think about the last time you drank any alcoholic beverage. How many drinks did you have that time?

(CA01)

CADRLAST¹

Len : 3 # OF DRINKS THE LAST TIME DRANK IN PAST 30 DAYS

	Freq	Pct
RANGE = 1 - 67	25201	42.66
985 = BAD DATA Logically assigned	8	0.01
991 = NEVER USED ALCOHOL	17216	29.15
993 = DID NOT USE ALCOHOL IN THE PAST 30 DAYS	15133	25.62
994 = DON'T KNOW	138	0.23
997 = REFUSED	97	0.16
998 = BLANK (NO ANSWER).....	1276	2.16

This last time you drank, were you alone or were you with one or more other people?

(CA02A)

CADRPEOP¹

Len : 2 ALONE OR W/ MORE THAN ONE PERSON LAST TIME DRANK

	Freq	Pct
1 = I was alone the last time I drank.....	268	0.45
2 = I was with one other person the last time I drank	445	0.75
3 = I was with >one other person the last time I drank.....	1552	2.63
85 = BAD DATA Logically assigned	5	0.01
89 = LEGITIMATE SKIP Logically assigned	1	0.00
91 = NEVER USED ALCOHOL.....	17216	29.15
93 = DID NOT USE ALCOHOL IN THE PAST 30 DAYS	15133	25.62
94 = DON'T KNOW	13	0.02
97 = REFUSED	17	0.03
98 = BLANK (NO ANSWER)	284	0.48
99 = LEGITIMATE SKIP.....	24135	40.86

Where did you drink alcoholic beverages this last time you drank?

(CA02B)

CADRRCAR¹

Len : 2 I DRANK IN A CAR OR OTHER VEHICLE

	Freq	Pct
1 = Response entered	99	0.17
3 = Response entered LOGICALLY ASSIGNED	1	0.00
6 = Response not entered	2151	3.64
85 = BAD DATA Logically assigned.....	2	0.00
91 = NEVER USED ALCOHOL.....	17216	29.15
93 = DID NOT USE ALCOHOL IN THE PAST 30 DAYS	15133	25.62
94 = DON'T KNOW	15	0.03
97 = REFUSED	29	0.05
98 = BLANK (NO ANSWER)	287	0.49
99 = LEGITIMATE SKIP.....	24136	40.86

CONSUMPTION OF ALCOHOL

(CA02B)
CADRHOME¹

Len : 2 I DRANK AT MY HOME

	Freq	Pct
1 = Response entered	1014	1.72
3 = Response entered LOGICALLY ASSIGNED	4	0.01
6 = Response not entered	1233	2.09
85 = BAD DATA Logically assigned	3	0.01
91 = NEVER USED ALCOHOL	17216	29.15
93 = DID NOT USE ALCOHOL IN THE PAST 30 DAYS	15133	25.62
94 = DON'T KNOW	15	0.03
97 = REFUSED	29	0.05
98 = BLANK (NO ANSWER)	286	0.48
99 = LEGITIMATE SKIP	24136	40.86

(CA02B)
CADROTHM¹

Len : 2 I DRANK AT SOMEONE ELSE'S HOME

	Freq	Pct
1 = Response entered	960	1.63
3 = Response entered LOGICALLY ASSIGNED	14	0.02
6 = Response not entered	1277	2.16
89 = LEGITIMATE SKIP Logically assigned	1	0.00
91 = NEVER USED ALCOHOL	17216	29.15
93 = DID NOT USE ALCOHOL IN THE PAST 30 DAYS	15133	25.62
94 = DON'T KNOW	15	0.03
97 = REFUSED	29	0.05
98 = BLANK (NO ANSWER)	289	0.49
99 = LEGITIMATE SKIP	24135	40.86

(CA02B)
CADRPUBL¹

Len : 2 I DRANK AT A PARK, ON A BEACH OR IN A PARKING LOT

	Freq	Pct
1 = Response entered	126	0.21
3 = Response entered LOGICALLY ASSIGNED	6	0.01
6 = Response not entered	2119	3.59
91 = NEVER USED ALCOHOL	17216	29.15
93 = DID NOT USE ALCOHOL IN THE PAST 30 DAYS	15133	25.62
94 = DON'T KNOW	15	0.03
97 = REFUSED	29	0.05
98 = BLANK (NO ANSWER)	289	0.49
99 = LEGITIMATE SKIP	24136	40.86

(CA02B)
CADRBAR¹

Len : 2 I DRANK IN A RESTAURANT, BAR OR CLUB

	Freq	Pct
1 = Response entered	178	0.30
3 = Response entered LOGICALLY ASSIGNED	6	0.01
6 = Response not entered	2067	3.50
89 = LEGITIMATE SKIP Logically assigned	1	0.00
91 = NEVER USED ALCOHOL	17216	29.15
93 = DID NOT USE ALCOHOL IN THE PAST 30 DAYS	15133	25.62
94 = DON'T KNOW	15	0.03
97 = REFUSED	29	0.05
98 = BLANK (NO ANSWER)	289	0.49
99 = LEGITIMATE SKIP	24135	40.86

(CA02B)
CADREVNT¹

Len : 2 I DRANK AT A CONCERT OR SPORTS GAME

	Freq	Pct
1 = Response entered	45	0.08
3 = Response entered LOGICALLY ASSIGNED	1	0.00
6 = Response not entered	2205	3.73
91 = NEVER USED ALCOHOL	17216	29.15
93 = DID NOT USE ALCOHOL IN THE PAST 30 DAYS	15133	25.62
94 = DON'T KNOW	15	0.03
97 = REFUSED	29	0.05
98 = BLANK (NO ANSWER)	289	0.49
99 = LEGITIMATE SKIP	24136	40.86

CONSUMPTION OF ALCOHOL

(CA02B)
CADRSCHL¹

Len : 2 I DRANK AT SCHOOL

	Freq	Pct
1 = Response entered	20	0.03
3 = Response entered LOGICALLY ASSIGNED	2	0.00
6 = Response not entered	2229	3.77
91 = NEVER USED ALCOHOL	17216	29.15
93 = DID NOT USE ALCOHOL IN THE PAST 30 DAYS	15133	25.62
94 = DON'T KNOW	15	0.03
97 = REFUSED	29	0.05
98 = BLANK (NO ANSWER)	289	0.49
99 = LEGITIMATE SKIP	24136	40.86

(CA02B)
CADROTH¹

Len : 2 I DRANK AT SOME OTHER PLACE

	Freq	Pct
1 = Response entered	167	0.28
6 = Response not entered	2084	3.53
91 = NEVER USED ALCOHOL	17216	29.15
93 = DID NOT USE ALCOHOL IN THE PAST 30 DAYS	15133	25.62
94 = DON'T KNOW	15	0.03
97 = REFUSED	29	0.05
98 = BLANK (NO ANSWER)	289	0.49
99 = LEGITIMATE SKIP	24136	40.86

(CA02SC)
CADROTS²¹

Len : 2 OTHER PLACE YOU LAST DRANK ALCOHOL

	Freq	Pct
1 = I drank in a car or other vehicle	1	0.00
2 = I drank at my home	5	0.01
3 = I drank at someone else's home	16	0.03
4 = I drank at a park, on a beach, or in a parking lot	7	0.01
5 = I drank in a restaurant, bar or club	7	0.01
6 = I drank at a concert or sports game	1	0.00
7 = I drank at school	2	0.00
8 = I drank at some other place	5	0.01
9 = At respondent's place of work/business	3	0.01
14 = At a cabin, cottage, vacation home/vacation condo	7	0.01
15 = Hotel/motel/resort/BB; restaurnt/bar/club not spec	9	0.02
17 = At a house/apt/garage; no other information	5	0.01
18 = At a swimming pool	4	0.01
20 = River/lake/waterfront/harbor; park/beach unspfd	4	0.01
22 = Camping/hunting/fishing; no other information	6	0.01
23 = Street/road/alley/neighborhood	3	0.01
24 = Outside; park, beach, parkng lot, water unspcfd	17	0.03
26 = Place of entertainment; club/sports/concert unspec	3	0.01
35 = At a party/wedding/celebration/event; no othr info	27	0.05
70 = City/State/Country/vacation, location unspecified	9	0.02
85 = BAD DATA Logically assigned	14	0.02
91 = NEVER USED ALCOHOL	17216	29.15
93 = DID NOT USE ALCOHOL IN THE PAST 30 DAYS	15133	25.62
94 = DON'T KNOW	5	0.01
97 = REFUSED	36	0.06
98 = BLANK (NO ANSWER)	304	0.51
99 = LEGITIMATE SKIP	26220	44.39

CONSUMPTION OF ALCOHOL

Did you pay for the last alcoholic beverage that you drank?

(CA03)

CABUYFRE¹

Len : 2 PAY FOR THE LAST ALCOHOLIC BEVERAGE THAT U DRANK

	Freq	Pct
1 = Yes.....	572	0.97
2 = No.....	1692	2.86
85 = BAD DATA Logically assigned.....	5	0.01
89 = LEGITIMATE SKIP Logically assigned.....	1	0.00
91 = NEVER USED ALCOHOL.....	17216	29.15
93 = DID NOT USE ALCOHOL IN THE PAST 30 DAYS.....	15133	25.62
94 = DON'T KNOW.....	11	0.02
97 = REFUSED.....	20	0.03
98 = BLANK (NO ANSWER).....	284	0.48
99 = LEGITIMATE SKIP.....	24135	40.86

Did you buy this last alcoholic beverage yourself, or did you give money to someone else to buy it for you?

(CA04)

CAGVMONY¹

Len : 2 DID YOU/SOMEONE ELSE BUY LAST ALCOHOLIC BEVERAGE

	Freq	Pct
1 = I bought it myself.....	251	0.42
2 = I gave money to someone else who bought it for me.....	315	0.53
85 = BAD DATA Logically assigned.....	2	0.00
91 = NEVER USED ALCOHOL.....	17216	29.15
93 = DID NOT USE ALCOHOL IN THE PAST 30 DAYS.....	15133	25.62
97 = REFUSED.....	13	0.02
98 = BLANK (NO ANSWER).....	311	0.53
99 = LEGITIMATE SKIP.....	25828	43.73

People often buy alcoholic beverages at stores, restaurants, bars, clubs, or events. Sometimes they buy alcohol from other people. Which of these statements describes the way you bought the last alcoholic beverage that you drank?

(CA05)

CABUYWHO¹

Len : 2 STATEMENT BEST DESCRIBES PURCHASE OF LAST ALCOHOL

	Freq	Pct
1 = I bought it at a store/restaurant/bar/club/event.....	216	0.37
2 = I bought it from another person.....	35	0.06
85 = BAD DATA Logically assigned.....	2	0.00
91 = NEVER USED ALCOHOL.....	17216	29.15
93 = DID NOT USE ALCOHOL IN THE PAST 30 DAYS.....	15133	25.62
97 = REFUSED.....	7	0.01
98 = BLANK (NO ANSWER).....	317	0.54
99 = LEGITIMATE SKIP.....	26143	44.26

At which of these places did you buy the last alcoholic beverage that you drank?

(CA05A)

CABPLACE¹

Len : 2 WHERE YOU BOUGHT LAST ALCOHOLIC BEVERAGE

	Freq	Pct
1 = I bought it at a liquor/convenience/grocery store.....	145	0.25
2 = I bought it at a restaurant, bar or club.....	66	0.11
3 = I bought it at a concert, sports or other event.....	4	0.01
85 = BAD DATA Logically assigned.....	2	0.00
91 = NEVER USED ALCOHOL.....	17216	29.15
93 = DID NOT USE ALCOHOL IN THE PAST 30 DAYS.....	15133	25.62
97 = REFUSED.....	8	0.01
98 = BLANK (NO ANSWER).....	317	0.54
99 = LEGITIMATE SKIP.....	26178	44.32

CONSUMPTION OF ALCOHOL

Did you buy this last alcoholic beverage from someone who was under age 21, or were they 21 or older?

(CA05B)

CABUNDAG¹

Len : 2 BUY LAST ALCOHOLIC BEVERAGE FR SOMEONE <21 OR 21+

	Freq	Pct
1 = Under age 21.....	11	0.02
2 = Age 21 or older.....	24	0.04
91 = NEVER USED ALCOHOL.....	17216	29.15
93 = DID NOT USE ALCOHOL IN THE PAST 30 DAYS.....	15133	25.62
97 = REFUSED.....	7	0.01
98 = BLANK (NO ANSWER).....	319	0.54
99 = LEGITIMATE SKIP.....	26359	44.62

Who bought the alcoholic beverage for you?

(CA06)

CAGVWHO¹

Len : 2 WHO BOUGHT THE ALCOHOLIC BEVERAGE FOR YOU

	Freq	Pct
1 = My parent or guardian.....	22	0.04
2 = Another family member who is 21 or older.....	38	0.06
3 = Someone not related to me who is 21 or older.....	196	0.33
4 = Someone under age 21.....	46	0.08
91 = NEVER USED ALCOHOL.....	17216	29.15
93 = DID NOT USE ALCOHOL IN THE PAST 30 DAYS.....	15133	25.62
94 = DON'T KNOW.....	3	0.01
97 = REFUSED.....	17	0.03
98 = BLANK (NO ANSWER).....	319	0.54
99 = LEGITIMATE SKIP.....	26079	44.15

How did you get the last alcoholic beverage that you drank?

(CA07)

CAFREWHO¹

Len : 2 HOW DID U GET THE LAST ALCOHOLIC BEVERAGE U DRANK

	Freq	Pct
1 = My parent or guardian.....	271	0.46
2 = Another family member who is 21 or older.....	250	0.42
3 = Someone not related to me who is 21 or older.....	478	0.81
4 = Someone under age 21.....	236	0.40
5 = I took it from home.....	181	0.31
6 = I took it from someone else's home.....	50	0.08
7 = I got it some other way.....	157	0.27
11 = My parent or guardian LOGICALLY ASSIGNED.....	1	0.00
13 = Non-relative who is 21 or older LOGICALLY ASSIGNED.....	2	0.00
14 = Someone under age 21 LOGICALLY ASSIGNED.....	1	0.00
15 = I took it from home LOGICALLY ASSIGNED.....	1	0.00
16 = I took it from someone else's home LOGICALLY ASSN.....	2	0.00
85 = BAD DATA Logically assigned.....	3	0.01
89 = LEGITIMATE SKIP Logically assigned.....	1	0.00
91 = NEVER USED ALCOHOL.....	17216	29.15
93 = DID NOT USE ALCOHOL IN THE PAST 30 DAYS.....	15133	25.62
94 = DON'T KNOW.....	14	0.02
97 = REFUSED.....	55	0.09
98 = BLANK (NO ANSWER).....	310	0.52
99 = LEGITIMATE SKIP.....	24707	41.83

CONSUMPTION OF ALCOHOL

(CA07SC)
CAFRESP2¹

Len : 2 OTHER WAY YOU GOT THE LAST ALCOHOLIC BEVERAGE

	Freq	Pct
1 = My parent or guardian gave it to me	1	0.00
3 = Someone not related & 21 y-o or older gave to me.....	2	0.00
4 = Someone under age 21 gave it to me.....	1	0.00
5 = I took it from home	1	0.00
6 = I took it from someone else's home.....	2	0.00
7 = I got it some other way	15	0.03
8 = I bought/ordered it in another country.....	5	0.01
12 = I bought/ordered it; how unspecified	7	0.01
13 = Got/bought it in a store/liquor store; how unspcfd.....	3	0.01
14 = Got frm bartender/at bar/restaurant;age/how unspec.....	3	0.01
16 = Got it at party/celebration; no other info.....	15	0.03
19 = I took/got/stole it; location unspcfd or unclear.....	12	0.02
21 = Given by/got from relative; age unspecified	3	0.01
22 = Given by/got fr friend/acquaint; age/how unspc	35	0.06
24 = Given by/got from person; age/relationship unspc	11	0.02
31 = Just got it/had it; no other information	4	0.01
32 = From a house/home; no other information	4	0.01
85 = BAD DATA Logically assigned	15	0.03
89 = LEGITIMATE SKIP Logically assigned.....	1	0.00
91 = NEVER USED ALCOHOL.....	17216	29.15
93 = DID NOT USE ALCOHOL IN THE PAST 30 DAYS.....	15133	25.62
94 = DON'T KNOW.....	11	0.02
97 = REFUSED	68	0.12
98 = BLANK (NO ANSWER)	328	0.56
99 = LEGITIMATE SKIP.....	26173	44.31

NOTE: Beginning in 2015, questions about the misuse of prescription pain relievers, tranquilizers, stimulants, and sedatives with alcohol in the past 30 days were asked in the relevant sections of the interview about the misuse of prescription drugs instead of being asked in the consumption of alcohol section of the interview.

Think again about this last time you drank any alcoholic beverages, when you had [CA01 FILL] [drink/drinks]. Did you also use [DRUGFILL] while you were drinking or within a couple of hours of drinking?

(CA08)
CADRKDRUG¹

Len : 2 ALSO USE [DRUGFILL] WHILE YOU WERE DRINKING

	Freq	Pct
1 = Yes.....	3462	5.86
2 = No.....	3304	5.59
85 = BAD DATA Logically assigned.....	7	0.01
91 = NEVER USED ALCOHOL OR NEVER USED OTHER DRUGS.....	25941	43.92
93 = DIDNT USE ALC OR DIDNT USE DRUGS IN THE PST 30 DYS.....	25567	43.28
94 = DON'T KNOW.....	19	0.03
97 = REFUSED	40	0.07
98 = BLANK (NO ANSWER)	729	1.23

What other drug or drugs did you use while you were drinking or within a couple of hours of drinking?

(CA09)
CADRKMARJ¹

Len : 2 MARIJUANA OR CANNABIS

	Freq	Pct
1 = Response entered.....	448	0.76
5 = Response entered LOG ASSN (from skip pattern).....	2909	4.92
6 = Response not entered	50	0.08
85 = BAD DATA Logically assigned.....	3	0.01
91 = NEVER USED ALCOHOL OR NEVER USED OTHER DRUGS.....	25941	43.92
93 = DIDNT USE ALC OR DIDNT USE DRUGS IN THE PST 30 DYS.....	25567	43.28
98 = BLANK (NO ANSWER)	495	0.84
99 = LEGITIMATE SKIP.....	3656	6.19

CONSUMPTION OF ALCOHOL

(CA09)
CADRKCOCN¹

Len : 2 COCAINE OR 'CRACK'

	Freq	Pct
1 = Response entered	74	0.13
5 = Response entered LOG ASSN (from skip pattern).....	22	0.04
6 = Response not entered	97	0.16
91 = NEVER USED ALCOHOL OR NEVER USED OTHER DRUGS.....	25941	43.92
93 = DIDNT USE ALC OR DIDNT USE DRUGS IN THE PST 30 DYS.....	25567	43.28
98 = BLANK (NO ANSWER)	57	0.10
99 = LEGITIMATE SKIP.....	7311	12.38

(CA09)
CADRKHERN¹

Len : 2 HEROIN

	Freq	Pct
1 = Response entered	14	0.02
5 = Response entered LOG ASSN (from skip pattern).....	3	0.01
6 = Response not entered	9	0.02
91 = NEVER USED ALCOHOL OR NEVER USED OTHER DRUGS.....	25941	43.92
93 = DIDNT USE ALC OR DIDNT USE DRUGS IN THE PST 30 DYS.....	25567	43.28
98 = BLANK (NO ANSWER)	16	0.03
99 = LEGITIMATE SKIP.....	7519	12.73

(CA09)
CADRKHALL¹

Len : 2 HALLUCINOGENS

	Freq	Pct
1 = Response entered	35	0.06
5 = Response entered LOG ASSN (from skip pattern).....	3	0.01
6 = Response not entered	261	0.44
91 = NEVER USED ALCOHOL OR NEVER USED OTHER DRUGS.....	25941	43.92
93 = DIDNT USE ALC OR DIDNT USE DRUGS IN THE PST 30 DYS.....	25567	43.28
98 = BLANK (NO ANSWER)	112	0.19
99 = LEGITIMATE SKIP.....	7150	12.10

(CA09)
CADRKINHL¹

Len : 2 INHALANTS

	Freq	Pct
1 = Response entered	9	0.02
5 = Response entered LOG ASSN (from skip pattern).....	2	0.00
6 = Response not entered	63	0.11
91 = NEVER USED ALCOHOL OR NEVER USED OTHER DRUGS.....	25941	43.92
93 = DIDNT USE ALC OR DIDNT USE DRUGS IN THE PST 30 DYS.....	25567	43.28
98 = BLANK (NO ANSWER)	60	0.10
99 = LEGITIMATE SKIP.....	7427	12.57

(CA09)
CADRKMETH¹

Len : 2 METHAMPHETAMINE

	Freq	Pct
1 = Response entered	52	0.09
5 = Response entered LOG ASSN (from skip pattern).....	13	0.02
6 = Response not entered	30	0.05
91 = NEVER USED ALCOHOL OR NEVER USED OTHER DRUGS.....	25941	43.92
93 = DIDNT USE ALC OR DIDNT USE DRUGS IN THE PST 30 DYS.....	25567	43.28
98 = BLANK (NO ANSWER)	42	0.07
99 = LEGITIMATE SKIP.....	7424	12.57

CONSUMPTION OF ALCOHOL

NOTE: Beginning in 2015, female respondents were asked for CABINGEVR, CABINGAGE, CABINGYFU, and CABINGMFU to report about consumption of 4 or more drinks on the same occasion. As in prior years, male respondents in 2015 were asked for CABINGEVR, CABINGAGE, CABINGYFU, and CABINGMFU to report about consumption of 5 or more drinks on the same occasion. Variables pertaining to consumption of 5 or more drinks or 4 or more drinks on the same occasion have been edited with respect to ALCUS30D and ALCBNG30D.

CABINGFLG takes into account the editing of the variables ALCUS30D and ALCBNG30D in the ALCOHOL module.

CABINGFLG¹ Len : 2 ANY REPORT OF 4+ OR 5+ DRINKS FROM ALCOHOL MODULE

	Freq	Pct
0 = No report of 4+/5+ drinks or not applicable.....	46334	78.44
1 = Binge alcohol use on 1+ days (ALCBNG30D=1-30).....	12413	21.01
11 = Report of 4+/5+ drinks in ALCUS30D.....	96	0.16
85 = BAD DATA Logically assigned.....	226	0.38

Earlier the computer recorded that you have had at least one drink of an alcoholic beverage in your lifetime. Have you ever had [4 or more]/[5 or more] drinks on the same occasion? By 'occasion,' we mean at the same time or within a couple of hours of each other.

(CA10)
CABINGEVR¹ Len : 2 EVER HAD 4/5 OR MORE DRINKS ON THE SAME OCCASION

	Freq	Pct
1 = Yes.....	12624	21.37
2 = No.....	15614	26.43
3 = Yes LOGICALLY ASSIGNED.....	18	0.03
5 = Yes LOGICALLY ASSIGNED (from skip pattern).....	12783	21.64
85 = BAD DATA Logically assigned.....	6	0.01
91 = NEVER USED ALCOHOL.....	17216	29.15
94 = DON'T KNOW.....	66	0.11
97 = REFUSED.....	94	0.16
98 = BLANK (NO ANSWER).....	648	1.10

Earlier the computer recorded that you had [4 or more]/[5 or more] drinks on the same occasion in the past 30 days. How old were you the first time you had [4 or more]/[5 or more] drinks on the same occasion?

How old were you the first time you had [4 or more]/[5 or more] drinks on the same occasion?

(CA11)
CABINGAGE¹ Len : 3 AGE 1ST TIME HAD 4 OR 5 OR MORE DRINKS SAME OCCASION

	Freq	Pct
RANGE = 1 - 84.....	23988	40.61
985 = BAD DATA Logically assigned.....	493	0.83
991 = NEVER USED ALCOHOL.....	17216	29.15
994 = DON'T KNOW.....	486	0.82
997 = REFUSED.....	97	0.16
998 = BLANK (NO ANSWER).....	1175	1.99
999 = LEGITIMATE SKIP.....	15614	26.43

Did you first have [4 or more]/[5 or more] drinks on the same occasion in [CURRENT YEAR - 1] or [CURRENT YEAR]?

Did you first have [4 or more]/[5 or more] drinks on the same occasion in [CURRENT YEAR - 2] or [CURRENT YEAR - 1]?

In what month in [CURRENT YEAR] did you first have [4 or more]/[5 or more] drinks on the same occasion?

(CA11A, CA11B, CA11C)
CABINGYFU¹ Len : 4 YEAR OF FIRST 4 OR 5 + DRINKS ON SAME OCCASION - RECODE

	Freq	Pct
RANGE = 2020 - 2022.....	2676	4.53
9985 = BAD DATA Logically assigned.....	55	0.09
9989 = LEGITIMATE SKIP Logically assigned.....	88	0.15
9991 = NEVER USED ALCOHOL.....	17216	29.15
9994 = DON'T KNOW.....	492	0.83
9997 = REFUSED.....	98	0.17
9998 = BLANK (NO ANSWER).....	1665	2.82
9999 = LEGITIMATE SKIP.....	36779	62.26

CONSUMPTION OF ALCOHOL

In what month in [CURRENT YEAR] did you first have [4 or more]/[5 or more] drinks on the same occasion?

In what month in [YEAR FROM CA11a or CA11b] did you first have [4 or more]/[5 or more] drinks on the same occasion?

(CA11C, CA11D)

CABINGMFU¹ Len : 2 MONTH OF 4 OR 5+ DRINKS ON SAME OCCASION - RECODE

	Freq	Pct
1 = January.....	245	0.41
2 = February.....	184	0.31
3 = March.....	186	0.31
4 = April.....	170	0.29
5 = May.....	185	0.31
6 = June.....	269	0.46
7 = July.....	353	0.60
8 = August.....	174	0.29
9 = September.....	193	0.33
10 = October.....	208	0.35
11 = November.....	155	0.26
12 = December.....	210	0.36
85 = BAD DATA Logically assigned.....	92	0.16
89 = LEGITIMATE SKIP Logically assigned.....	88	0.15
91 = NEVER USED ALCOHOL.....	17216	29.15
94 = DON'T KNOW.....	579	0.98
97 = REFUSED.....	104	0.18
98 = BLANK (NO ANSWER).....	1679	2.84
99 = LEGITIMATE SKIP.....	36779	62.26

NOTE: EIBINGAGE is an "editing indicator" for the variable CABINGAGE. The default value of EIBINGAGE is 1, when no editing has been done to CABINGAGE, other than to replace values with "bad data" codes or to assign relevant LEGITIMATE SKIP/NEVER USED ALCOHOL codes when the question did not apply. EIBINGAGE has values of 2 when values in CABINGAGE have logically been replaced with other values as part of the data editing procedures.

EIBINGAGE¹ Len : 1 EDITING INDICATOR FOR CABINGAGE

	Freq	Pct
1 = Questionnaire data (or bad data/legitimate skip).....	59042	99.95
2 = Logically assigned data.....	27	0.05

NOTE: EIBINGYFU is an "editing indicator" for the variable CABINGYFU. The default value of EIBINGYFU is 1, when no editing has been done to CABINGYFU, other than to replace values with "bad data" codes or to assign relevant LEGITIMATE SKIP/NEVER USED ALCOHOL codes when the question did not apply. EIBINGYFU has values of 2 when values in CABINGYFU have logically been replaced with other values as part of the data editing procedures.

EIBINGYFU¹ Len : 1 EDITING INDICATOR FOR CABINGYFU

	Freq	Pct
1 = Questionnaire data (or bad data/legitimate skip).....	59036	99.94
2 = Logically assigned data.....	33	0.06

NOTE: EIBINGMFU is an "editing indicator" for the variable CABINGMFU. The default value of EIBINGMFU is 1, when no editing has been done to CABINGMFU, other than to replace values with "bad data" codes or to assign relevant LEGITIMATE SKIP/NEVER USED ALCOHOL codes when the question did not apply. EIBINGMFU has values of 2 when values in CABINGMFU have logically been replaced with other values as part of the data editing procedures.

EIBINGMFU¹ Len : 1 EDITING INDICATOR FOR CABINGMFU

	Freq	Pct
1 = Questionnaire data (or bad data/legitimate skip).....	59056	99.98
2 = Logically assigned data.....	13	0.02

RECODED CONSUMPTION OF ALCOHOL

RECODED CONSUMPTION OF ALCOHOL

NOTE: The variables in this section are recoded variables that were created from one or more of the edited variables from the preceding section.

NOTE: Certain source variables that were used to create recoded variables have valid values that might not have been reported or assigned for the current survey year. However, these values have been included in the general specifications in the codebook on how the recoded variables were created. See additional details about this issue in the Organization of the Data File section of this codebook introduction.

The following variable defines the social context of a respondent's last alcohol use, including whether they drank alone or if they were with one or more persons.

(CADRPEOP)

UADPEOP

Len : 1 RC-SOCIAL CONTEXT OF MOST RECENT ALCOHOL USE

	Freq	Pct
. = Unknown (Otherwise).....	319	0.54
1 = Drank Alone (CADRPEOP=1).....	268	0.45
2 = Drank with One Other Person (CADRPEOP=2).....	445	0.75
3 = Drank with More Than One Person (CADRPEOP=3).....	1552	2.63
4 = No Past Mon Alc/Aged 21+ (CADRPEOP=89,91,93,99).....	56485	95.63

NOTE: The following eight variables define the locations where respondents had their most recent alcohol use.

(CADRCAR)

UADCAR

Len : 1 RC-MOST RECENT ALCOHOL USE IN A CAR

	Freq	Pct
. = Unknown/No PM Use/Aged 21+ (Otherwise).....	56818	96.19
1 = Yes (CADRCAR=1,3).....	100	0.17
2 = No (CADRCAR=6).....	2151	3.64

(CADRHOM)

UADHOME

Len : 1 RC-MOST RECENT ALCOHOL USE AT HOME

	Freq	Pct
. = Unknown/No PM Use/Aged 21+ (Otherwise).....	56818	96.19
1 = Yes (CADRHOM=1,3).....	1018	1.72
2 = No (CADRHOM=6).....	1233	2.09

(CADROTHM)

UADOTHM

Len : 1 RC-MOST RECENT ALCOHOL USE AT SOMEONE ELSE'S HOME

	Freq	Pct
. = Unknown/No PM Use/Aged 21+ (Otherwise).....	56818	96.19
1 = Yes (CADROTHM=1,3).....	974	1.65
2 = No (CADROTHM=6).....	1277	2.16

(CADRPUBL)

UADPUBL

Len : 1 RC-MOST RECENT ALCOHOL USE AT A PARK, BEACH, OR LOT

	Freq	Pct
. = Unknown/No PM Use/Aged 21+ (Otherwise).....	56818	96.19
1 = Yes (CADRPUBL=1,3).....	132	0.22
2 = No (CADRPUBL=6).....	2119	3.59

(CADRBAR)

UADBAR

Len : 1 RC-MOST RECENT ALCOHOL USE AT RESTAURANT, BAR, OR CLUB

	Freq	Pct
. = Unknown/No PM Use/Aged 21+ (Otherwise).....	56818	96.19
1 = Yes (CADRBAR=1,3).....	184	0.31
2 = No (CADRBAR=6).....	2067	3.50

(CADREVNT)

UADEVNT

Len : 1 RC-MOST RECENT ALCOHOL USE AT CONCERT OR SPORTS GAME

	Freq	Pct
. = Unknown/No PM Use/Aged 21+ (Otherwise).....	56818	96.19
1 = Yes (CADREVNT=1,3).....	46	0.08
2 = No (CADREVNT=6).....	2205	3.73

RECODED CONSUMPTION OF ALCOHOL

(CADRSCHL)
UADSCHL

Len : 1 RC-MOST RECENT ALCOHOL USE AT SCHOOL

	Freq	Pct
. = Unknown/No PM Use/Aged 21+ (Otherwise)	56818	96.19
1 = Yes (CADRSCHL=1,3)	22	0.04
2 = No (CADRSCHL=6)	2229	3.77

The following variable, UADROTH, was assigned a negative response if a respondent indicated not receiving their most recent alcohol from some other place (CADROTH=6) or indicated receiving their most recent alcohol from one of the other specific locations asked about (CADROTH=1 & CADROTS2=1-7). A missing was assigned if a respondent indicated that they received their most recent alcohol from some other place (CADROTH=1) and their response to the other-specify follow-up question was invalid or unknown (CADROTS2=70, 85, 94, 97, 98) or if they were not alcohol users, or did not indicate any location for their most recent alcohol use (CADROTH=91, 93, 94, 97, 98, 99).

(CADROTH, CADROTS2)
UADROTH

Len : 1 RC-MOST RECENT ALCOHOL USE AT SOME OTHER PLACE

	Freq	Pct
. = Unknown/No PM Use/Aged 21+ (See comment above).....	56853	96.25
1 = Yes (CADROTH=1 and CADROTS2=8-41).....	93	0.16
2 = No (See comment above).....	2123	3.59

(CADROTS2)
UADOTSP2

Len : 1 RC-OTHER LOCATIONS OF MOST RECENT ALCOHOL USE

	Freq	Pct
. = Unknown (CADROTS2=70,85,94,97,98).....	368	0.62
1 = Party, Wedding, or Celebration (CADROTS2=35).....	27	0.05
2 = Outside: Location Not Specified (CADROTS2=24).....	17	0.03
3 = Hotel, Motel, or Resort (CADROTS2=15)	9	0.02
4 = Camping, Hunting, or Fishing (CADROTS2=22).....	6	0.01
5 = Cabin, Cottage, Vacation Home, Etc. (CADROTS2=14).....	7	0.01
7 = Other Location, Nonuser, or Aged 21+ (Otherwise).....	58635	99.27

(CABUYFRE)
UADPAID

Len : 1 RC-UNDERAGE DRINKER PAID FOR MOST RECENT ALCOHOL

	Freq	Pct
. = Unknown (Otherwise).....	320	0.54
1 = Yes (CABUYFRE=1)	572	0.97
2 = No (CABUYFRE=2)	1692	2.86
3 = No Past Mon Alc/Aged 21+ (CABUYFRE=89,91,93,99)	56485	95.63

A respondent was assigned a value of UADMONEY=3 if they did not use alcohol in the past month, were aged 21 or older, or were past month alcohol users who were under 21 but did not pay for their most recent alcohol (CAGVMONEY=89, 91, 93, 99).

(CAGVMONEY)
UADMONEY

Len : 1 RC-UNDERAGE DRINKER PURCHASED MOST RECENT ALCOHOL

	Freq	Pct
. = Unknown (Otherwise).....	326	0.55
1 = Bought Myself (CAGVMONEY=1)	251	0.42
2 = Gave Money to Someone Else to Buy (CAGVMONEY=2).....	315	0.53
3 = No Pst Mon Alc/Aged 21+/No Pay (See comment above).....	58177	98.49

A respondent was assigned a value of UADBWHO=3 if they did not use alcohol in the past month, were aged 21 or older, were past month alcohol users who were under 21 but did not pay for their most recent alcohol, or were past month alcohol users who were under 21 and paid for their most recent alcohol but did not buy it themselves (CABUYWHO=89, 91, 93, 99).

(CABUYWHO)
UADBWHO

Len : 1 RC-HOW UNDERAGE DRINKER PURCHASED MOST RECNT ALCOHOL

	Freq	Pct
. = Unknown (Otherwise).....	326	0.55
1 = Bought at a Store/Restaurant/Etc. (CABUYWHO=1)	216	0.37
2 = Bought From Another Person (CABUYWHO=2)	35	0.06
3 = No PM Alc/Aged 21+/No Pay, Buy (See comment above).....	58492	99.02

RECODED CONSUMPTION OF ALCOHOL

A respondent was assigned a value of UADPLACE=4 if they did not use alcohol in the past month, were aged 21 or older, were past month alcohol users who were under 21 but bought from another person, were past month alcohol users who were under 21 but did not pay for their most recent alcohol, or were past month alcohol users who were under 21 and paid for their most recent alcohol but did not buy it themselves (CABPLACE=89, 91, 93, 99).

(CABPLACE)

UADPLACE

Len : 1 RC-WHERE UNDERAGE DRINKER PURCHSD MOST RECNT ALCOHOL

	Freq	Pct
. = Unknown (Otherwise).....	327	0.55
1 = Bought at Liquor/Grocery Store (CABPLACE=1)	145	0.25
2 = Bought at a Restaurant/Bar/Club (CABPLACE=2)	66	0.11
3 = Bought at a Concert/Sports/Event (CABPLACE=3).....	4	0.01
4 = No PM Alc/21+/Prsn/No Pay, Buy (See comment above).....	58527	99.08

A respondent was assigned a value of UADBUND=3 if they did not use alcohol in the past month, were aged 21 or older, were past month alcohol users who were under 21 and bought it at a store, restaurant, bar, club, or event, were past month alcohol users who were under 21 but did not pay for their most recent alcohol, or were past month alcohol users who were under 21 and paid for their most recent alcohol but did not buy it themselves (CABUNDAG=89, 91, 93, 99).

(CABUNDAG)

UADBUND

Len : 1 RC-AGE PERSON WHO PURCHASED ALC FOR UNDERAGE DRINKER

	Freq	Pct
. = Unknown (Otherwise).....	326	0.55
1 = Under Age 21 (CABUNDAG=1).....	11	0.02
2 = Aged 21 or Older (CABUNDAG=2)	24	0.04
3 = No PM Alc/21+/Plce/No Pay, Buy (See comment above).....	58708	99.39

A respondent was assigned a value of UADCAG=5 if they did not use alcohol in the past month, were aged 21 or older, were past month alcohol users who were under 21 but did not pay for their most recent alcohol, or were past month alcohol users who were under 21 but bought it themselves (CAGVWHO=89, 91, 93, 99).

(CAGVWHO)

UADCAG

Len : 1 RC-WHO PURCHASED UNDERAGE DRINKER MOST RECENT ALCOHOL

	Freq	Pct
. = Unknown (Otherwise).....	339	0.57
1 = Parent or Guardian (CAGVWHO=1).....	22	0.04
2 = Another Family Member Aged 21 or Older (CAGVWHO=2).....	38	0.06
3 = Someone Not Related Aged 21 or Older (CAGVWHO=3).....	196	0.33
4 = Someone Under the Age of 21 (CAGVWHO=4).....	46	0.08
5 = No PM Alc/21+/No Pay/Buy Self (See comment above).....	58428	98.91

The following variable, UADFWHO, was assigned missing if a respondent indicated that some other person gave them the last alcohol they drank (CAFREWHO=7) and their response to the other-specify follow-up question was unknown (CAFRESP2=70, 85, 94, 97, 98) or if they did not indicate who gave them the last alcohol they drank (CAFREWHO=85, 94, 97, 98). A respondent was assigned a value of UADFWHO=8 if they did not use alcohol in the past month, were aged 21 or older, or were past month alcohol users who were under 21 but paid for it themselves (CAFREWHO=89,91,93,99).

(CAFRESP2, CAFREWHO)

UADFWHO

Len : 1 RC-WHO GAVE UNDERAGE DRINKER MOST RECENT ALCOHOL

	Freq	Pct
. = Unknown (See comment above).....	422	0.71
1 = Parent or Guardian (CAFREWHO=1,11)	272	0.46
2 = Another Family Member, 21 or Older (CAFREWHO=2,12).....	250	0.42
3 = Someone Not Related, 21 or Older (CAFREWHO=3,13).....	480	0.81
4 = Someone Under the Age of 21 (CAFREWHO=4,14)	237	0.40
5 = Took From My Home (CAFREWHO=5,15)	182	0.31
6 = Took From Someone Else's Home (CAFREWHO=6,16).....	52	0.09
7 = Some Other Way (CAFREWHO=7 & CAFRESP2=7-43)	117	0.20
8 = No PM Alc/Aged 21+/Pay (See comment above).....	57057	96.59

RECODED CONSUMPTION OF ALCOHOL

The following variable, UADFRD, was assigned a negative response if a respondent indicated receiving their most recent alcohol not from a friend (CAFREWHO=1-6, 11-16) or from some other person besides a friend (CAFREWHO=7 & CAFRESP2=7, 8-21, 23-42). A missing was assigned if a respondent indicated that some other person gave them the last alcohol they drank (CAFREWHO=7) and their response to the other-specify follow-up question was unknown (CAFRESP2=70, 85, 94, 97, 98) or if they did not indicate who gave them the last alcohol they drank (CAFREWHO=85, 94, 97, 98). A respondent was assigned a value of UADFRD=3 if they did not use alcohol in the past month, were aged 21 or older, or were past month alcohol users who were under 21 but paid for it themselves (CAFREWHO=89,91,93,99).

(CAFRESP2, CAFREWHO)

<u>UADFRD</u>	Len : 1 RC-MOST RECENT ALCOHOL FROM FRIEND, UNSPEC AGE/METHOD		
	. = Unknown (See comment above).....	422	0.71
	1 = Got From a Friend (CAFREWHO=7 & CAFRESP2=22,43).....	35	0.06
	2 = Not From a Friend (See comment above).....	1555	2.63
	3 = No PM Alc/Aged 21+/Pay (See comment above).....	57057	96.59

NOTE: The following six variables define specific drugs used at the same time or within a couple hours of the respondent's last alcohol use.

(CADRKMARJ)

<u>CADRKMARJ2</u>	Len : 1 RC-USED MARIJUANA WITH LAST ALCOHOL USE		
	. = Unknown (Otherwise).....	498	0.84
	0 = No (CADRKMARJ=6,81,83,89,91,93,99).....	55214	93.47
	1 = Yes (CADRKMARJ=1,5).....	3357	5.68

(CADRKCOCN)

<u>CADRKCOCN2</u>	Len : 1 RC-USED COCAINE WITH LAST ALCOHOL USE		
	. = Unknown (Otherwise).....	57	0.10
	0 = No (CADRKCOCN=6,81,83,89,91,93,99).....	58916	99.74
	1 = Yes (CADRKCOCN=1,5).....	96	0.16

(CADRKHERN)

<u>CADRKHERN2</u>	Len : 1 RC-USED HEROIN WITH LAST ALCOHOL USE		
	. = Unknown (Otherwise).....	16	0.03
	0 = No (CADRKHERN=6,81,83,89,91,93,99).....	59036	99.94
	1 = Yes (CADRKHERN=1,5).....	17	0.03

(CADRKHALL)

<u>CADRKHALL2</u>	Len : 1 RC-USED HALLUCINOGENS WITH LAST ALCOHOL USE		
	. = Unknown (Otherwise).....	112	0.19
	0 = No (CADRKHALL=6,81,83,89,91,93,99).....	58919	99.75
	1 = Yes (CADRKHALL=1,5).....	38	0.06

(CADRKINHL)

<u>CADRKINHL2</u>	Len : 1 RC-USED INHALANTS WITH LAST ALCOHOL USE		
	. = Unknown (Otherwise).....	60	0.10
	0 = No (CADRKINHL=6,81,83,89,91,93,99).....	58998	99.88
	1 = Yes (CADRKINHL=1,5).....	11	0.02

(CADRKMETH)

<u>CADRKMETH2</u>	Len : 1 RC-USED METHAMPHETAMINE WITH LAST ALCOHOL USE		
	. = Unknown (Otherwise).....	42	0.07
	0 = No (CADRKMETH=6,81,83,89,91,93,99).....	58962	99.82
	1 = Yes (CADRKMETH=1,5).....	65	0.11

MARIJUANA

MARIJUANA

The next questions are about CBD or hemp products made from hemp plants. CBD and hemp products have no or small amounts of THC and are not intended to cause a "high." They come in many forms including oils, lotions, edibles, and isolate. People sometimes use them to relieve pain, to reduce anxiety, or to help them sleep.

Have you ever, even once, used any CBD or hemp products?

(CDBLIF)

CBDHMPEVR

Len : 2 EVER USED CBD OR HEMP PRODUCTS

	Freq	Pct
1 = Yes.....	18769	31.77
2 = No.....	39920	67.58
94 = DON'T KNOW.....	360	0.61
97 = REFUSED.....	20	0.03

How long has it been since you last used any form of CBD or hemp product?

(CBDLAST)

CBDHMPEVR

Len : 2 TIME SINCE LAST USED CBD OR HEMP PRODUCT

	Freq	Pct
1 = Within the past 30 days.....	6253	10.59
2 = More than 30 days ago but within the past 12 mos.....	5484	9.28
3 = More than 12 months ago but within the past 3 yrs.....	4643	7.86
4 = More than 3 years ago.....	2322	3.93
9 = Used at some point in the lifetime LOG ASSN.....	67	0.11
91 = NEVER USED CBD OR HEMP PRODUCT.....	39920	67.58
98 = BLANK (NO ANSWER).....	380	0.64

During the past 12 months, that is, since [DATEFILL], in which of the following ways did you use marijuana or any cannabis product?

To select more than one way from the list, press the space bar between each number you type. When you have finished, press [ENTER]

(MJMODEPY1)

MJYRSMOKE

Len : 2 MRJ USE - SMOKING - PAST 12 MONTHS

	Freq	Pct
1 = Yes.....	11214	18.98
2 = No (not entered).....	2813	4.76
3 = Yes LOGICALLY ASSIGNED (from MJYROTHER).....	27	0.05
5 = Yes LOGICALLY ASSIGNED (from MJMONSMOKE).....	96	0.16
91 = NEVER USED MARIJUANA.....	32937	55.76
93 = DID NOT USE MARIJUANA IN THE PAST 12 MOS.....	11765	19.92
94 = DON'T KNOW.....	6	0.01
97 = REFUSED.....	20	0.03
98 = BLANK (NO ANSWER).....	191	0.32

The next questions are about marijuana and cannabis products, sometimes called pot, weed, hashish, or concentrates. Some of the ways these products can be used are smoking (such as in joints, pipes, bongs, blunts, or hookahs), vaping (using vape pens, dab pens, tabletop vaporizers, or portable vaporizers), dabbing, eating or drinking, or applying as a lotion.

Please exclude your use of CBD or hemp products when answering these questions.

Have you ever, even once, used marijuana or any cannabis product?

(MJ01, MJREF)

MJEVER

Len : 2 EVER USED MARIJUANA/CANNABIS

	Freq	Pct
1 = Yes.....	26078	44.15
2 = No.....	32937	55.76
94 = DON'T KNOW.....	38	0.06
97 = REFUSED.....	16	0.03

MARIJUANA

How old were you the first time you used marijuana or any cannabis product?

(MJ02)
MJAGE

Len : 3 AGE WHEN FIRST USED MARIJUANA/CANNABIS

	Freq	Pct
RANGE = 1 - 83	25926	43.89
985 = BAD DATA Logically assigned	45	0.08
991 = NEVER USED MARIJUANA	32937	55.76
994 = DON'T KNOW	86	0.15
997 = REFUSED	37	0.06
998 = BLANK (NO ANSWER).....	38	0.06

Did you first use marijuana or any cannabis product in [CURRENT YEAR - 1] or [CURRENT YEAR]?

Did you first use marijuana or any cannabis product in [CURRENT YEAR - 2] or [CURRENT YEAR - 1]?

In what month in [CURRENT YEAR] did you first use marijuana or any cannabis product?

(MJ03A, MJ03B, MJ03C)
MJYFU

Len : 4 YEAR OF FIRST MARIJUANA/CANNABIS USE - RECODE

	Freq	Pct
RANGE = 2020 - 2022	1883	3.19
9985 = BAD DATA Logically assigned	134	0.23
9989 = LEGITIMATE SKIP Logically assigned	135	0.23
9991 = NEVER USED MARIJUANA.....	32937	55.76
9994 = DON'T KNOW	93	0.16
9997 = REFUSED	38	0.06
9998 = BLANK (NO ANSWER).....	41	0.07
9999 = LEGITIMATE SKIP.....	23808	40.31

In what month in [CURRENT YEAR] did you first use marijuana or any cannabis product?

In what month in [YEAR FROM MJ03a or MJ03b] did you first use marijuana or any cannabis product?

(MJ03C, MJ03D)
MJMFU

Len : 2 MONTH OF FIRST MARIJUANA/CANNABIS USE - RECODE

	Freq	Pct
1 = January.....	158	0.27
2 = February.....	143	0.24
3 = March.....	176	0.30
4 = April	143	0.24
5 = May.....	147	0.25
6 = June.....	200	0.34
7 = July	176	0.30
8 = August	166	0.28
9 = September	126	0.21
10 = October	123	0.21
11 = November	129	0.22
12 = December.....	109	0.18
85 = BAD DATA Logically assigned	133	0.23
89 = LEGITIMATE SKIP Logically assigned	135	0.23
91 = NEVER USED MARIJUANA	32937	55.76
94 = DON'T KNOW	174	0.29
97 = REFUSED	44	0.07
98 = BLANK (NO ANSWER)	42	0.07
99 = LEGITIMATE SKIP.....	23808	40.31

MARIJUANA

How long has it been since you last used marijuana or any cannabis product?

(MJLAST3, MJRECDK, MJRECRE)

MJREC

Len : 2 TIME SINCE LAST USED MARIJUANA/CANNABIS

	Freq	Pct
1 = Within the past 30 days.....	9597	16.25
2 = More than 30 days ago but within the past 12 mos	4460	7.55
3 = More than 12 months ago	11765	19.92
8 = Used at some point in the past 12 mos LOG ASSN.....	115	0.19
9 = Used at some point in the lifetime LOG ASSN.....	137	0.23
11 = Used in the past 30 days LOGICALLY ASSIGNED.....	4	0.01
91 = NEVER USED MARIJUANA	32937	55.76
97 = REFUSED	16	0.03
98 = BLANK (NO ANSWER)	38	0.06

(TOTMJ)

MJYRTOT

Len : 3 TOTAL # OF DAYS USED MARIJUANA/CANNABIS IN PAST 12 MOS

	Freq	Pct
RANGE = 1 - 365	13932	23.59
985 = BAD DATA Logically assigned.....	127	0.22
991 = NEVER USED MARIJUANA	32937	55.76
993 = DID NOT USE MARIJUANA IN THE PAST 12 MOS.....	11765	19.92
994 = DON'T KNOW	97	0.16
997 = REFUSED	36	0.06
998 = BLANK (NO ANSWER).....	175	0.30

MRTOTFG

Len : 2 TRIMMING INDICATOR FOR MJYRTOT

	Freq	Pct
1 = Trimmed to 365 days (no further editing).....	13	0.02
2 = Trimmed relative to the 30-day freq	468	0.79
3 = Trimmed relative to estimated 30-day freq	2	0.00
98 = BLANK (NO ANSWER)	58586	99.18

MJFQFLG

Len : 2 TRIMMED MJYRTOT IF R USED < 12 MOS

	Freq	Pct
1 = Trimmed to be consistent with mo/yr of 1st use	450	0.76
98 = BLANK (NO ANSWER)	58619	99.24

Now think about the past 12 months, from [DATEFILL] through today. We want to know how many days you've used marijuana or any cannabis product during the past 12 months.

What would be the easiest way for you to tell us how many days you've used it?

(MJFRAME3)

MRBSTWAY

Len : 2 EASIEST WAY TO TELL US # DAYS USED MARIJUANA/CANNABIS

	Freq	Pct
1 = Prefer to answer in days per week.....	5891	9.97
2 = Prefer to answer in days per month.....	3209	5.43
3 = Prefer to answer in days per year.....	4802	8.13
11 = Prefer to ans in days per wk LOG ASSN.....	23	0.04
12 = Prefer to ans in days per mo LOG ASSN.....	26	0.04
13 = Prefer to ans in days per yr LOG ASSN	62	0.10
85 = BAD DATA Logically assigned	126	0.21
91 = NEVER USED MARIJUANA	32937	55.76
93 = DID NOT USE MARIJUANA IN THE PAST 12 MOS.....	11765	19.92
94 = DON'T KNOW	30	0.05
97 = REFUSED	23	0.04
98 = BLANK (NO ANSWER)	175	0.30

MARIJUANA

On how many days in the past 12 months did you use marijuana or any cannabis product?

(MJYRAVE)
MRDAYPYR

Len : 3 # DAYS USED MARIJUANA/CANNABIS PAST 12 MONTHS

	Freq	Pct
RANGE = 1 - 366	4854	8.22
985 = BAD DATA Logically assigned	18	0.03
989 = LEGITIMATE SKIP Logically assigned	61	0.10
991 = NEVER USED MARIJUANA	32937	55.76
993 = DID NOT USE MARIJUANA IN THE PAST 12 MOS.....	11765	19.92
994 = DON'T KNOW	39	0.07
997 = REFUSED	25	0.04
998 = BLANK (NO ANSWER).....	282	0.48
999 = LEGITIMATE SKIP.....	9088	15.39

On average, how many days did you use marijuana or any cannabis product each month during the past 12 months?

(MJMONAVE)
MRDAYPMO

Len : 2 # DAYS PER MO USED MARIJUANA/CANNABIS PAST 12 MOS

	Freq	Pct
RANGE = 1 - 31	3210	5.43
85 = BAD DATA Logically assigned	38	0.06
89 = LEGITIMATE SKIP Logically assigned	24	0.04
91 = NEVER USED MARIJUANA	32937	55.76
93 = DID NOT USE MARIJUANA IN THE PAST 12 MOS.....	11765	19.92
94 = DON'T KNOW	56	0.09
97 = REFUSED	29	0.05
98 = BLANK (NO ANSWER)	266	0.45
99 = LEGITIMATE SKIP.....	10744	18.19

On average, how many days did you use marijuana or any cannabis product each week during the past 12 months?

(MJWKAVE)
MRDAYPWK

Len : 2 # DAYS PER WEEK USED MARIJUANA/CANNABIS PAST 12 MOS

	Freq	Pct
RANGE = 1 - 7.....	5868	9.93
85 = BAD DATA Logically assigned	71	0.12
91 = NEVER USED MARIJUANA	32937	55.76
93 = DID NOT USE MARIJUANA IN THE PAST 12 MOS.....	11765	19.92
94 = DON'T KNOW	94	0.16
97 = REFUSED	36	0.06
98 = BLANK (NO ANSWER)	234	0.40
99 = LEGITIMATE SKIP.....	8064	13.65

Think specifically about the past 30 days, from [DATEFILL] up to and including today. During the past 30 days, on how many days did you use marijuana or any cannabis product?

(MJ06)
MJDAY30A

Len : 2 # DAYS USED MARIJUANA/CANNABIS PAST 30 DAYS

	Freq	Pct
RANGE = 1 - 30.....	9494	16.07
91 = NEVER USED MARIJUANA	32937	55.76
93 = DID NOT USE MARIJUANA IN THE PAST 30 DAYS	16225	27.47
94 = DON'T KNOW	82	0.14
97 = REFUSED	37	0.06
98 = BLANK (NO ANSWER)	294	0.50

MARIJUANA

What is your best estimate of the number of days you used marijuana or any cannabis product during the past 30 days?

(MJ06DKRE)
MR30EST

Len : 2 BEST EST. # DAYS USED MARIJUANA/CANNABIS PAST 30 DAYS

	Freq	Pct
1 = 1 or 2 days	17	0.03
2 = 3 to 5 days.....	17	0.03
3 = 6 to 9 days.....	12	0.02
4 = 10 to 19 days.....	18	0.03
5 = 20 to 29 days.....	9	0.02
6 = All 30 days.....	12	0.02
91 = NEVER USED MARIJUANA	32937	55.76
93 = DID NOT USE MARIJUANA IN THE PAST 30 DAYS	16225	27.47
94 = DON'T KNOW	9	0.02
97 = REFUSED	26	0.04
98 = BLANK (NO ANSWER)	295	0.50
99 = LEGITIMATE SKIP.....	9492	16.07

(MJMODEPY2)
MJYRVAPE

Len : 2 MRJ USE - VAPING - PAST 12 MONTHS

	Freq	Pct
1 = Yes.....	5803	9.82
2 = No (not entered).....	8141	13.78
3 = Yes LOGICALLY ASSIGNED (from MJYROTHER).....	10	0.02
5 = Yes LOGICALLY ASSIGNED (from MJMONVAPE).....	191	0.32
91 = NEVER USED MARIJUANA	32937	55.76
93 = DID NOT USE MARIJUANA IN THE PAST 12 MOS.....	11765	19.92
94 = DON'T KNOW	8	0.01
97 = REFUSED	23	0.04
98 = BLANK (NO ANSWER)	191	0.32

(MJMODEPY3)
MJYRDAB

Len : 2 MRJ USE - DABBING WAXES, SHATTER, OR CONC - PAST 12 MOS

	Freq	Pct
1 = Yes.....	3051	5.17
2 = No (not entered).....	10984	18.60
3 = Yes LOGICALLY ASSIGNED (from MJYROTHER).....	3	0.01
5 = Yes LOGICALLY ASSIGNED (from MJMONDAB).....	107	0.18
91 = NEVER USED MARIJUANA	32937	55.76
93 = DID NOT USE MARIJUANA IN THE PAST 12 MOS.....	11765	19.92
94 = DON'T KNOW	8	0.01
97 = REFUSED	23	0.04
98 = BLANK (NO ANSWER)	191	0.32

(MJMODEPY4)
MJYREAT

Len : 2 MRJ USE - EATING OR DRINKING - PAST 12 MONTHS

	Freq	Pct
1 = Yes.....	6826	11.56
2 = No (not entered).....	7100	12.02
3 = Yes LOGICALLY ASSIGNED (from MJYROTHER).....	57	0.10
5 = Yes LOGICALLY ASSIGNED (from MJMONEAT).....	163	0.28
91 = NEVER USED MARIJUANA	32937	55.76
93 = DID NOT USE MARIJUANA IN THE PAST 12 MOS.....	11765	19.92
94 = DON'T KNOW	8	0.01
97 = REFUSED	22	0.04
98 = BLANK (NO ANSWER)	191	0.32

MARIJUANA

(MJMODEPY5)
MJYRMOUTH

Len : 2 MRJ USE - DROPS/STRIPS/LOZENGES/SPRAYS IN MOUTH - PST 12 MOS

	Freq	Pct
1 = Yes.....	867	1.47
2 = No (not entered).....	13231	22.40
3 = Yes LOGICALLY ASSIGNED (from MJYROTHER).....	2	0.00
5 = Yes LOGICALLY ASSIGNED (from MJMONMOUTH).....	45	0.08
91 = NEVER USED MARIJUANA	32937	55.76
93 = DID NOT USE MARIJUANA IN THE PAST 12 MOS.....	11765	19.92
94 = DON'T KNOW.....	8	0.01
97 = REFUSED	23	0.04
98 = BLANK (NO ANSWER)	191	0.32

(MJMODEPY6)
MJYRSKIN

Len : 2 MRJ USE - LOTION/CREAM/PATCH TO SKIN - PAST 12 MONTHS

	Freq	Pct
1 = Yes.....	1225	2.07
2 = No (not entered).....	12875	21.80
3 = Yes LOGICALLY ASSIGNED (from MJYROTHER).....	3	0.01
5 = Yes LOGICALLY ASSIGNED (from MJMONSKIN).....	43	0.07
91 = NEVER USED MARIJUANA	32937	55.76
93 = DID NOT USE MARIJUANA IN THE PAST 12 MOS.....	11765	19.92
94 = DON'T KNOW.....	8	0.01
97 = REFUSED	22	0.04
98 = BLANK (NO ANSWER)	191	0.32

(MJMODEPY7)
MJYRPILL

Len : 2 MRJ USE - PILLS - PAST 12 MONTHS

	Freq	Pct
1 = Yes.....	375	0.63
2 = No (not entered).....	13758	23.29
3 = Yes LOGICALLY ASSIGNED (from MJYROTHER).....	1	0.00
5 = Yes LOGICALLY ASSIGNED (from MJMONPILL).....	11	0.02
91 = NEVER USED MARIJUANA	32937	55.76
93 = DID NOT USE MARIJUANA IN THE PAST 12 MOS.....	11765	19.92
94 = DON'T KNOW.....	8	0.01
97 = REFUSED	23	0.04
98 = BLANK (NO ANSWER)	191	0.32

(MJMODEPY8)
MJYROTHER

Len : 2 MRJ USE - SOME OTHER WAY - PAST 12 MONTHS

	Freq	Pct
1 = Yes.....	294	0.50
2 = No (not entered).....	13822	23.40
5 = Yes LOGICALLY ASSIGNED.....	29	0.05
91 = NEVER USED MARIJUANA	32937	55.76
93 = DID NOT USE MARIJUANA IN THE PAST 12 MOS.....	11765	19.92
94 = DON'T KNOW.....	8	0.01
97 = REFUSED	23	0.04
98 = BLANK (NO ANSWER)	191	0.32

During the past 30 days, that is, since [DATEFILL], in which of the following ways did you use marijuana or any cannabis product?

To select more than one way from the list, press the space bar between each number you type. When you have finished, press [ENTER]

(MJMODEPM1)
MJMONSMOKE

Len : 2 MRJ USE - SMOKING - PAST 30 DAYS

	Freq	Pct
1 = Yes.....	7633	12.92
2 = No (not entered).....	1907	3.23
3 = Yes LOGICALLY ASSIGNED.....	8	0.01
4 = No (not entered) LOGICALLY ASSIGNED.....	11	0.02
5 = Yes LOGICALLY ASSIGNED (from MJYRSMOKE).....	13	0.02
91 = NEVER USED MARIJUANA	32937	55.76
93 = DID NOT USE MARIJUANA IN THE PAST 30 DAYS	16225	27.47
94 = DON'T KNOW.....	9	0.02
97 = REFUSED	20	0.03
98 = BLANK (NO ANSWER)	306	0.52

MARIJUANA

(MJMODEPM2)
MJMONVAPE

Len : 2 MRJ USE - VAPING - PAST 30 DAYS

	Freq	Pct
1 = Yes.....	3792	6.42
2 = No (not entered).....	5745	9.73
3 = Yes LOGICALLY ASSIGNED.....	4	0.01
4 = No (not entered) LOGICALLY ASSIGNED.....	16	0.03
5 = Yes LOGICALLY ASSIGNED (from MJYRVAPE).....	20	0.03
91 = NEVER USED MARIJUANA.....	32937	55.76
93 = DID NOT USE MARIJUANA IN THE PAST 30 DAYS.....	16225	27.47
94 = DON'T KNOW.....	7	0.01
97 = REFUSED.....	16	0.03
98 = BLANK (NO ANSWER).....	307	0.52

(MJMODEPM3)
MJMONDAB

Len : 2 MRJ USE - DABBING WAXES, SHATTER, OR CONC - PAST 30 DAYS

	Freq	Pct
1 = Yes.....	1970	3.34
2 = No (not entered).....	7572	12.82
3 = Yes LOGICALLY ASSIGNED.....	2	0.00
4 = No (not entered) LOGICALLY ASSIGNED.....	25	0.04
5 = Yes LOGICALLY ASSIGNED (from MJYRDAB).....	10	0.02
91 = NEVER USED MARIJUANA.....	32937	55.76
93 = DID NOT USE MARIJUANA IN THE PAST 30 DAYS.....	16225	27.47
94 = DON'T KNOW.....	5	0.01
97 = REFUSED.....	17	0.03
98 = BLANK (NO ANSWER).....	306	0.52

(MJMODEPM4)
MJMONEAT

Len : 2 MRJ USE - EATING OR DRINKING - PAST 30 DAYS

	Freq	Pct
1 = Yes.....	3536	5.99
2 = No (not entered).....	5986	10.13
3 = Yes LOGICALLY ASSIGNED.....	17	0.03
4 = No (not entered) LOGICALLY ASSIGNED.....	18	0.03
5 = Yes LOGICALLY ASSIGNED (from MJYREAT).....	18	0.03
91 = NEVER USED MARIJUANA.....	32937	55.76
93 = DID NOT USE MARIJUANA IN THE PAST 30 DAYS.....	16225	27.47
94 = DON'T KNOW.....	8	0.01
97 = REFUSED.....	17	0.03
98 = BLANK (NO ANSWER).....	307	0.52

(MJMODEPM5)
MJMONMOUTH

Len : 2 MRJ USE - DROPS/STRIPS/LOZENGES/SPRAYS IN MOUTH - PST 30 DAY

	Freq	Pct
1 = Yes.....	427	0.72
2 = No (not entered).....	9120	15.44
3 = Yes LOGICALLY ASSIGNED.....	2	0.00
4 = No (not entered) LOGICALLY ASSIGNED.....	27	0.05
5 = Yes LOGICALLY ASSIGNED (from MJYRMOUTH).....	5	0.01
91 = NEVER USED MARIJUANA.....	32937	55.76
93 = DID NOT USE MARIJUANA IN THE PAST 30 DAYS.....	16225	27.47
94 = DON'T KNOW.....	5	0.01
97 = REFUSED.....	15	0.03
98 = BLANK (NO ANSWER).....	306	0.52

(MJMODEPM6)
MJMONSKIN

Len : 2 MRJ USE - LOTION/CREAM/PATCH TO SKIN - PAST 30 DAYS

	Freq	Pct
1 = Yes.....	617	1.04
2 = No (not entered).....	8931	15.12
3 = Yes LOGICALLY ASSIGNED.....	3	0.01
4 = No (not entered) LOGICALLY ASSIGNED.....	26	0.04
5 = Yes LOGICALLY ASSIGNED (from MJYRSKIN).....	4	0.01
91 = NEVER USED MARIJUANA.....	32937	55.76
93 = DID NOT USE MARIJUANA IN THE PAST 30 DAYS.....	16225	27.47
94 = DON'T KNOW.....	5	0.01
97 = REFUSED.....	14	0.02
98 = BLANK (NO ANSWER).....	307	0.52

MARIJUANA

(MJMODEPM7)
MJMONPILL

Len : 2 MRJ USE - PILLS - PAST 30 DAYS

	Freq	Pct
1 = Yes.....	171	0.29
2 = No (not entered).....	9378	15.88
3 = Yes LOGICALLY ASSIGNED.....	1	0.00
4 = No (not entered) LOGICALLY ASSIGNED.....	26	0.04
5 = Yes LOGICALLY ASSIGNED (from MJYRPILL).....	3	0.01
85 = BAD DATA Logically Assigned.....	1	0.00
91 = NEVER USED MARIJUANA.....	32937	55.76
93 = DID NOT USE MARIJUANA IN THE PAST 30 DAYS.....	16225	27.47
94 = DON'T KNOW.....	5	0.01
97 = REFUSED.....	16	0.03
98 = BLANK (NO ANSWER).....	306	0.52

NOTE: Beginning in 2022, edited variables MJANYMEDYR and MJALLMEDYR replace variables MEDMJYR and MEDMJALL. Questions MJMM01 and MJMM02 were moved from the blunts section of the questionnaire to the marijuana section. This change may have affected how respondents answered these questions.

NOTE: Past year marijuana users could answer MJANYMEDYR and MJALLMEDYR as "yes," regardless of whether they were living in a State in which marijuana was approved for medical use.

Earlier, you reported using marijuana or any cannabis product in the past year. Was any of your marijuana or cannabis product use in the past 12 months recommended by a doctor or other health care professional?

(MJMM01)

MJANYMEDYR

Len : 2 ANY MARIJUANA USE IN PAST 12 MONTHS RECOMMENDED BY DR

	Freq	Pct
1 = Yes.....	2122	3.59
2 = No.....	12004	20.32
91 = NEVER USED MARIJUANA.....	32937	55.76
93 = DID NOT USE MARIJUANA IN THE PAST 12 MONTHS.....	11765	19.92
94 = DON'T KNOW.....	16	0.03
97 = REFUSED.....	34	0.06
98 = BLANK (NO ANSWER).....	191	0.32

Was all of your marijuana or cannabis use in the past 12 months recommended by a doctor or other health care professional?

(MJMM02)

MJALLMEDYR

Len : 2 ALL MARIJUANA USE IN PAST 12 MONTHS RECOMMENDED BY DR

	Freq	Pct
1 = Yes.....	1295	2.19
2 = No.....	820	1.39
85 = BAD DATA Logically Assigned.....	1	0.00
91 = NEVER USED MARIJUANA.....	32937	55.76
93 = DID NOT USE MARIJUANA IN THE PAST 12 MOS.....	11765	19.92
94 = DON'T KNOW.....	3	0.01
97 = REFUSED.....	37	0.06
98 = BLANK (NO ANSWER).....	207	0.35
99 = LEGITIMATE SKIP.....	12004	20.32

NOTE: MEDMJPA2 indicates whether respondents were living in a State in which a law allowing use of marijuana for medical reasons had been passed at the time of the interview. The entire sample was classified into one of the following two categories: MEDMJPA2 was coded as 1 if the respondent was in a State where a law or initiative allowing the use of marijuana for medical reasons had been passed on or before the interview date; MEDMJPA2 was coded as 2 if (a) the respondent was in a State in which a law or initiative allowing the use of marijuana for medical reasons had not been passed at any time during the survey year; or (b) the respondent was in a State where a law or initiative allowing the use of marijuana for medical reasons had been passed during the survey year but after the interview date.

MEDMJPA2

Len : 1 STATE MEDICAL MJ LAW PASSED AT TIME OF INTERVIEW

	Freq	Pct
1 = In State where medical MJ law passed before intvw.....	44776	75.80
2 = Not In State where med MJ law existed at time of intvw.....	14293	24.20

MARKET INFORMATION FOR MARIJUANA

MARKET INFORMATION FOR MARIJUANA

NOTE: The Market Information for Marijuana section underwent extensive questionnaire changes for the 2022 survey. Therefore, all variables in this section were given new variable names beginning in 2022.

Now we return to the topic of marijuana and cannabis products.
Please do not include CBD or hemp products when answering these questions.

During the past 12 months, how did you get marijuana or cannabis products?

(MJE01A)

MKMBGHTYR

Len : 2 PAID FOR OR BOUGHT MARIJUANA - PAST 12 MONTHS

	Freq	Pct
1 = Yes.....	8670	14.68
2 = No.....	4985	8.44
3 = Yes LOGICALLY ASSIGNED.....	34	0.06
85 = BAD DATA Logically Assigned.....	4	0.01
91 = NEVER USED MARIJUANA.....	32937	55.76
93 = DID NOT USE MARIJUANA IN THE PAST 12 MONTHS.....	11765	19.92
94 = DON'T KNOW.....	37	0.06
97 = REFUSED.....	65	0.11
98 = BLANK (NO ANSWER).....	572	0.97

(MJE01B)

MKMTRADEYR

Len : 2 TRADED SOMETHING FOR MARIJUANA - PAST 12 MONTHS

	Freq	Pct
1 = Yes.....	779	1.32
2 = No.....	12899	21.84
3 = Yes LOGICALLY ASSIGNED.....	11	0.02
85 = BAD DATA Logically Assigned.....	4	0.01
91 = NEVER USED MARIJUANA.....	32937	55.76
93 = DID NOT USE MARIJUANA IN THE PAST 12 MONTHS.....	11765	19.92
94 = DON'T KNOW.....	35	0.06
97 = REFUSED.....	66	0.11
98 = BLANK (NO ANSWER).....	573	0.97

(MJE01C)

MKMFREEYR

Len : 2 GOT FOR FREE OR SHARED SOMEONE ELSE'S MARIJUANA - PST 12 MOS

	Freq	Pct
1 = Yes.....	8024	13.58
2 = No.....	5633	9.54
3 = Yes LOGICALLY ASSIGNED.....	36	0.06
85 = BAD DATA Logically Assigned.....	4	0.01
91 = NEVER USED MARIJUANA.....	32937	55.76
93 = DID NOT USE MARIJUANA IN THE PAST 12 MONTHS.....	11765	19.92
94 = DON'T KNOW.....	34	0.06
97 = REFUSED.....	63	0.11
98 = BLANK (NO ANSWER).....	573	0.97

(MJE01D)

MKMGREWYR

Len : 2 GREW OWN MARIJUANA - PAST 12 MONTHS

	Freq	Pct
1 = Yes.....	588	1.00
2 = No.....	13089	22.16
3 = Yes LOGICALLY ASSIGNED.....	4	0.01
85 = BAD DATA Logically Assigned.....	4	0.01
91 = NEVER USED MARIJUANA.....	32937	55.76
93 = DID NOT USE MARIJUANA IN THE PAST 12 MONTHS.....	11765	19.92
94 = DON'T KNOW.....	35	0.06
97 = REFUSED.....	74	0.13
98 = BLANK (NO ANSWER).....	573	0.97

MARKET INFORMATION FOR MARIJUANA

NOTE: MKMOTHWAYR was coded as 5 (Source unknown) if respondents used marijuana in the past 12 months, but they did not report at least one way in which they got marijuana in that period.

(MJE01E)

MKMOTHWAYR Len : 2 GOT MARIJUANA IN SOME OTHER WAY - PAST 12 MONTHS

	Freq	Pct
1 = Yes.....	812	1.37
2 = No.....	11090	18.77
5 = Source unknown.....	1841	3.12
85 = BAD DATA Logically Assigned.....	4	0.01
91 = NEVER USED MARIJUANA.....	32937	55.76
93 = DID NOT USE MARIJUANA IN THE PAST 12 MONTHS.....	11765	19.92
94 = DON'T KNOW.....	7	0.01
97 = REFUSED.....	40	0.07
98 = BLANK (NO ANSWER).....	573	0.97

How long has it been since you last paid for or bought marijuana or cannabis products?

(MJE02)

MKMBGHTREC Len : 2 TIME SINCE LAST PAID FOR OR BOUGHT MARIJUANA

	Freq	Pct
1 = Within the past 30 days.....	4699	7.96
2 = More than 30 days ago but within the past 12 months.....	3921	6.64
85 = BAD DATA Logically Assigned.....	3	0.01
91 = NEVER USED MARIJUANA.....	32937	55.76
93 = DID NOT USE MARIJUANA IN THE PAST 12 MONTHS.....	11765	19.92
94 = DON'T KNOW.....	28	0.05
97 = REFUSED.....	21	0.04
98 = BLANK (NO ANSWER).....	710	1.20
99 = LEGITIMATE SKIP.....	4985	8.44

During the past 30 days, that is, since [DATEFILL], on how many days did you pay for or buy marijuana or cannabis products?

(MJE03)

MKMBGHT30N2 Len : 2 # OF DAYS PAID FOR OR BOUGHT MARIJUANA - PAST 30 DAYS

	Freq	Pct
RANGE = 1 - 5.....	3775	6.39
6 = 6 or more.....	870	1.47
85 = BAD DATA Logically Assigned.....	3	0.01
91 = NEVER USED MARIJUANA.....	32937	55.76
93 = DID NOT USE MARIJUANA IN THE PAST 12 MONTHS.....	11765	19.92
94 = DON'T KNOW.....	40	0.07
97 = REFUSED.....	14	0.02
98 = BLANK (NO ANSWER).....	759	1.28
99 = LEGITIMATE SKIP.....	8906	15.08

MKMAMTPDCOM2 Len : 2 AMT PAID FOR LAST MRJ BOUGHT - CAT - PST 12 MOS (COMBINED)

	Freq	Pct
1 = Less than \$25.00.....	1496	2.53
2 = \$25.00 to \$49.99.....	2326	3.94
3 = \$50.00 to \$99.99.....	2372	4.02
4 = \$100.00 to \$149.99.....	1233	2.09
5 = \$150.00 to \$199.99.....	358	0.61
6 = \$200 to \$299.99.....	510	0.86
7 = \$300 to \$399.99.....	146	0.25
8 = \$400 to \$499.99.....	71	0.12
9 = \$500 or more.....	97	0.16
91 = NEVER USED MARIJUANA.....	32937	55.76
93 = DID NOT USE MARIJUANA IN THE PAST 12 MONTHS.....	11765	19.92
94 = DON'T KNOW.....	13	0.02
97 = REFUSED.....	20	0.03
98 = BLANK (NO ANSWER).....	740	1.25
99 = LEGITIMATE SKIP.....	4985	8.44

MARKET INFORMATION FOR MARIJUANA

The last time you bought marijuana or cannabis products, did you buy it from either a store or dispensary?

(MJE06)

MKMBGHTDISP Len : 2 BGHT LAST MARIJUANA FROM STORE OR DISPENSARY - PST 12 MOS

	Freq	Pct
1 = Yes.....	5153	8.72
2 = No.....	3480	5.89
85 = BAD DATA Logically Assigned.....	3	0.01
91 = NEVER USED MARIJUANA	32937	55.76
93 = DID NOT USE MARIJUANA IN THE PAST 12 MONTHS.....	11765	19.92
94 = DON'T KNOW	9	0.02
97 = REFUSED	25	0.04
98 = BLANK (NO ANSWER)	712	1.21
99 = LEGITIMATE SKIP.....	4985	8.44

The last time you paid for or bought marijuana or cannabis products, how well did you know the person you got it from?

(MJE07)

MKMBGHTKNW Len : 2 HOW WELL KNOW PERSON BOUGHT LAST MRJ FROM - PST 12 MOS

	Freq	Pct
1 = Very well	2377	4.02
2 = Somewhat well	768	1.30
3 = Not at all well	341	0.58
91 = NEVER USED MARIJUANA	32937	55.76
93 = DID NOT USE MARIJUANA IN THE PAST 12 MONTHS.....	11765	19.92
94 = DON'T KNOW	6	0.01
97 = REFUSED	22	0.04
98 = BLANK (NO ANSWER)	715	1.21
99 = LEGITIMATE SKIP.....	10138	17.16

The last time you paid for or bought marijuana, what forms of marijuana or cannabis products did you buy?

(MJE05A)

MKMBGHTJNT Len : 2 LAST BOUGHT MRJ IN PRE-ROLLED JOINTS - PST 12 MOS

	Freq	Pct
1 = Yes.....	2079	3.52
2 = No.....	6568	11.12
85 = BAD DATA Logically Assigned.....	3	0.01
91 = NEVER USED MARIJUANA	32937	55.76
93 = DID NOT USE MARIJUANA IN THE PAST 12 MONTHS.....	11765	19.92
94 = DON'T KNOW	7	0.01
97 = REFUSED	13	0.02
98 = BLANK (NO ANSWER)	712	1.21
99 = LEGITIMATE SKIP.....	4985	8.44

(MJE05B)

MKMBGHTLOO Len : 2 LAST BOUGHT MRJ IN LOOSE FORM - PST 12 MOS

	Freq	Pct
1 = Yes.....	5246	8.88
2 = No.....	3402	5.76
85 = BAD DATA Logically Assigned.....	3	0.01
91 = NEVER USED MARIJUANA	32937	55.76
93 = DID NOT USE MARIJUANA IN THE PAST 12 MONTHS.....	11765	19.92
94 = DON'T KNOW	6	0.01
97 = REFUSED	13	0.02
98 = BLANK (NO ANSWER)	712	1.21
99 = LEGITIMATE SKIP.....	4985	8.44

MARKET INFORMATION FOR MARIJUANA

(MJE05C)
MKMBGHTVAPE

Len : 2 LAST BOUGHT MRJ IN VAPING CATRIDGE/OIL/PEN - PST 12 MOS

	Freq	Pct
1 = Yes.....	2831	4.79
2 = No.....	5818	9.85
85 = BAD DATA Logically Assigned.....	3	0.01
91 = NEVER USED MARIJUANA	32937	55.76
93 = DID NOT USE MARIJUANA IN THE PAST 12 MONTHS.....	11765	19.92
94 = DON'T KNOW.....	4	0.01
97 = REFUSED	14	0.02
98 = BLANK (NO ANSWER)	712	1.21
99 = LEGITIMATE SKIP.....	4985	8.44

(MJE05D)
MKMBGHTDAB

Len : 2 LAST BOUGHT MRJ IN WAXES/SHATTER/CONCENTRATE - PST 12 MOS

	Freq	Pct
1 = Yes.....	1174	1.99
2 = No.....	7475	12.65
85 = BAD DATA Logically Assigned.....	3	0.01
91 = NEVER USED MARIJUANA	32937	55.76
93 = DID NOT USE MARIJUANA IN THE PAST 12 MONTHS.....	11765	19.92
94 = DON'T KNOW.....	5	0.01
97 = REFUSED	13	0.02
98 = BLANK (NO ANSWER)	712	1.21
99 = LEGITIMATE SKIP.....	4985	8.44

(MJE05E)
MKMBGHTEDBLE

Len : 2 LAST BOUGHT MRJ IN EDIBLES FOR EAT OR DRINK - PST 12 MOS

	Freq	Pct
1 = Yes.....	3605	6.10
2 = No.....	5041	8.53
85 = BAD DATA Logically assigned.....	3	0.01
91 = NEVER USED MARIJUANA	32937	55.76
93 = DID NOT USE MARIJUANA IN THE PAST 12 MONTHS.....	11765	19.92
94 = DON'T KNOW.....	4	0.01
97 = REFUSED	17	0.03
98 = BLANK (NO ANSWER)	712	1.21
99 = LEGITIMATE SKIP.....	4985	8.44

(MJE05F)
MKMBGHTDRPS

Len : 2 LAST BOUGHT MRJ IN DROP/STRIP/LOZENGE/SPRAY - PST 12 MOS

	Freq	Pct
1 = Yes.....	328	0.56
2 = No.....	8320	14.09
85 = BAD DATA Logically Assigned.....	3	0.01
91 = NEVER USED MARIJUANA	32937	55.76
93 = DID NOT USE MARIJUANA IN THE PAST 12 MONTHS.....	11765	19.92
94 = DON'T KNOW.....	5	0.01
97 = REFUSED	14	0.02
98 = BLANK (NO ANSWER)	712	1.21
99 = LEGITIMATE SKIP.....	4985	8.44

MARKET INFORMATION FOR MARIJUANA

(MJE05G)
MKMBGHTLTN

Len : 2 LAST BOUGHT MRJ IN LOTION/CREAM/PATCH - PST 12 MOS

	Freq	Pct
1 = Yes.....	437	0.74
2 = No.....	8209	13.90
85 = BAD DATA Logically Assigned.....	3	0.01
91 = NEVER USED MARIJUANA	32937	55.76
93 = DID NOT USE MARIJUANA IN THE PAST 12 MONTHS.....	11765	19.92
94 = DON'T KNOW	5	0.01
97 = REFUSED	16	0.03
98 = BLANK (NO ANSWER)	712	1.21
99 = LEGITIMATE SKIP.....	4985	8.44

(MJE05H)
MKMBGHTPILL

Len : 2 LAST BOUGHT MRJ IN PILLS - PST 12 MOS

	Freq	Pct
1 = Yes.....	171	0.29
2 = No.....	8474	14.35
85 = BAD DATA Logically Assigned.....	3	0.01
91 = NEVER USED MARIJUANA	32937	55.76
93 = DID NOT USE MARIJUANA IN THE PAST 12 MONTHS.....	11765	19.92
94 = DON'T KNOW	6	0.01
97 = REFUSED	16	0.03
98 = BLANK (NO ANSWER)	712	1.21
99 = LEGITIMATE SKIP.....	4985	8.44

NOTE: MKMBGHTOTH was coded as 5 (Form bought unknown) if respondents reported buying marijuana or cannabis products in the past 12 months, but they did not report at least one form of marijuana or cannabis product bought in that period.

(MJE05I)
MKMBGHTOTH

Len : 2 LAST BOUGHT MRJ IN OTHER FORM - PST 12 MOS

	Freq	Pct
1 = Yes.....	150	0.25
2 = No.....	8376	14.18
5 = Form bought unknown.....	125	0.21
85 = BAD DATA Logically Assigned.....	3	0.01
91 = NEVER USED MARIJUANA	32937	55.76
93 = DID NOT USE MARIJUANA IN THE PAST 12 MONTHS.....	11765	19.92
94 = DON'T KNOW	6	0.01
97 = REFUSED	10	0.02
98 = BLANK (NO ANSWER)	712	1.21
99 = LEGITIMATE SKIP.....	4985	8.44

MKMLOGMCOM2 Len : 2 EST AMT OF LOOSE MRJ BGHT LAST TIME IN GRAMS-CAT (COMBINED)

	Freq	Pct
1 = At least 1 but less than 3 grams.....	795	1.35
2 = At least 3 but less than 5 grams.....	754	1.28
3 = At least 5 but less than 7 grams.....	189	0.32
4 = At least 7 but less than 10 grams.....	351	0.59
5 = At least 10 but less than 15 grams.....	255	0.43
6 = 15 grams or more.....	173	0.29
91 = NEVER USED MARIJUANA	32937	55.76
93 = DID NOT USE MARIJUANA IN THE PAST 12 MONTHS.....	11765	19.92
94 = DON'T KNOW	11	0.02
97 = REFUSED	9	0.02
98 = BLANK (NO ANSWER)	840	1.42
99 = LEGITIMATE SKIP.....	10990	18.61

MARKET INFORMATION FOR MARIJUANA

The last time you bought marijuana in loose form, how many ounces did you buy?

(MJE17)

MKMLOOOUNCE Len : 2 AMT OF LOOSE MARIJUANA BOUGHT LAST TIME IN OUNCES - CAT

	Freq	Pct
1 = At least 1/8 but less than 1/4 of an ounce (an "eighth").....	848	1.44
2 = At least 1/4 but less than 1/3 of an ounce (a "quarter")	491	0.83
3 = At least 1/3 but less than 1/2 of an ounce.....	101	0.17
4 = At least 1/2 but less than 1 ounce ("half-an-ounce")	432	0.73
5 = At least 1 but less than 2 ounces	502	0.85
6 = At least 2 but less than 3 ounces	87	0.15
7 = 3 ounces or more.....	59	0.10
91 = NEVER USED MARIJUANA	32937	55.76
93 = DID NOT USE MARIJUANA IN THE PAST 12 MONTHS.....	11765	19.92
94 = DON'T KNOW	17	0.03
97 = REFUSED	8	0.01
98 = BLANK (NO ANSWER)	839	1.42
99 = LEGITIMATE SKIP.....	10983	18.59

During the past 12 months, did you sell any marijuana or cannabis products?

(MJE21)

MKMSELLMRJ Len : 2 SOLD MARIJUANA IN THE PAST 12 MONTHS

	Freq	Pct
1 = Yes.....	430	0.73
2 = No	13288	22.50
85 = BAD DATA Logically Assigned	4	0.01
91 = NEVER USED MARIJUANA	32937	55.76
93 = DID NOT USE MARIJUANA IN THE PAST 12 MONTHS.....	11765	19.92
94 = DON'T KNOW	23	0.04
97 = REFUSED	44	0.07
98 = BLANK (NO ANSWER)	578	0.98

BLUNTS

BLUNTS

The values in this section may be inconsistent with values for variables in other sections of the interview. Items in this section were edited when respondents legitimately skipped out of these items based on prior answers in earlier sections. Otherwise, variables in one section of the interview generally were not edited to make them consistent with variables in another section of the interview. This note applies to variables in this section marked by a¹.

NOTE: When respondents previously reported never using marijuana but reported lifetime use of cigars with marijuana in them (i.e., "blunts"), a consistency check was triggered only when respondents reported using blunts in the past 30 days. Therefore, BLNTEVER was assigned a code of 11 when respondents reported using blunts but they did not report use in the past 30 days, and they previously had reported never using marijuana.

Sometimes people take some tobacco out of a cigar and replace it with marijuana. This is sometimes called a "blunt".

Have you ever smoked part or all of a cigar with marijuana in it?

(BL01)

BLNTEVER¹

Len : 2 EVER SMOKED CIGAR WITH MARIJUANA IN IT

	Freq	Pct
1 = Yes.....	13318	22.55
2 = No.....	44857	75.94
4 = No LOGICALLY ASSIGNED	28	0.05
11 = Yes (see note)	419	0.71
85 = BAD DATA Logically assigned	6	0.01
94 = DON'T KNOW	74	0.13
97 = REFUSED	37	0.06
98 = BLANK (NO ANSWER)	330	0.56

How old were you the first time you smoked part or all of a cigar with marijuana in it?

(BL08)

BLNTAGE¹

Len : 3 AGE WHEN FIRST SMOKED CIGAR WITH MJ IN IT

	Freq	Pct
RANGE = 1 - 77	13598	23.02
981 = NEVER USED BLUNTS Logically assigned.....	28	0.05
985 = BAD DATA Logically assigned	18	0.03
991 = NEVER USED BLUNTS	44857	75.94
994 = DON'T KNOW	96	0.16
997 = REFUSED	68	0.12
998 = BLANK (NO ANSWER).....	404	0.68

Did you first smoke part or all of a cigar with marijuana in it in [CURRENT YEAR - 1] or [CURRENT YEAR]?

Did you first smoke part or all of a cigar with marijuana in it in [CURRENT YEAR - 2] or [CURRENT YEAR - 1]?

In what month in [CURRENT YEAR] did you first smoke part or all of a cigar with marijuana in it?

(BL08A, BL08B, BL08C)

BLNTYFU¹

Len : 4 YEAR OF FIRST USE OF CIGAR WITH MJ IN IT - RECODE

	Freq	Pct
RANGE = 2020 - 2022	1112	1.88
9981 = NEVER USED BLUNTS Logically assigned.....	28	0.05
9985 = BAD DATA Logically assigned	21	0.04
9989 = LEGITIMATE SKIP Logically assigned	62	0.10
9991 = NEVER USED BLUNTS	44857	75.94
9994 = DON'T KNOW	103	0.17
9997 = REFUSED	69	0.12
9998 = BLANK (NO ANSWER).....	421	0.71
9999 = LEGITIMATE SKIP.....	12396	20.99

BLUNTS

In what month in [CURRENT YEAR] did you first smoke part or all of a cigar with marijuana in it?

In what month in [YEAR FROM BL08a or BL08b] did you first smoke part or all of a cigar with marijuana in it?

(BL08C, BL08D)

[BLNTMFU](#)¹

Len : 2 MONTH OF FIRST USE OF CIGAR W/MJ IN IT - RECODE

	Freq	Pct
1 = January.....	82	0.14
2 = February.....	73	0.12
3 = March.....	91	0.15
4 = April.....	73	0.12
5 = May.....	88	0.15
6 = June.....	124	0.21
7 = July.....	104	0.18
8 = August.....	94	0.16
9 = September.....	85	0.14
10 = October.....	105	0.18
11 = November.....	73	0.12
12 = December.....	61	0.10
81 = NEVER USED BLUNTS Logically assigned.....	28	0.05
85 = BAD DATA Logically assigned.....	21	0.04
89 = LEGITIMATE SKIP Logically assigned.....	62	0.10
91 = NEVER USED BLUNTS.....	44857	75.94
94 = DON'T KNOW.....	155	0.26
97 = REFUSED.....	68	0.12
98 = BLANK (NO ANSWER).....	429	0.73
99 = LEGITIMATE SKIP.....	12396	20.99

NOTE: When respondents previously reported using marijuana but reported less recent use of marijuana than they reported for blunts, a consistency check was triggered only when respondents reported using blunts in the past 30 days. Therefore, BLNTREC was assigned a code of 12 when respondents reported last using marijuana more than 12 months ago but reported using blunts more than 30 days ago but within the past 12 months.

How long has it been since you last smoked part or all of a cigar with marijuana in it?

(BL02)

[BLNTREC](#)¹

Len : 2 TIME SINCE LAST SMOKED CIGAR WITH MJ IN IT

	Freq	Pct
1 = Within the past 30 days.....	3032	5.13
2 = More than 30 days ago but within the past 12 mos.....	2462	4.17
3 = More than 12 months ago.....	8024	13.58
9 = Used at some point in lifetime LOG ASSN.....	66	0.11
12 = More than 30 dys ago but in pst 12 mos (see note).....	99	0.17
19 = More than 30 days ago LOGICALLY ASSIGNED.....	53	0.09
81 = NEVER USED BLUNTS Logically assigned.....	28	0.05
85 = BAD DATA Logically assigned.....	6	0.01
91 = NEVER USED BLUNTS.....	44857	75.94
97 = REFUSED.....	37	0.06
98 = BLANK (NO ANSWER).....	405	0.69

NOTE: BLRECFL2 has nonblank values when data on initiation of use from BLNTAGE, BLNTYFU, or BLNTMFU indicate more recent use of blunts than was reported in BLNTREC.

[BLRECFL2](#)¹

Len : 2 INCONSISTENCY BETW BLNTREC AND INCIDENCE DATA

	Freq	Pct
1 = Incidence data suggest more recent use.....	80	0.14
98 = BLANK (NO ANSWER).....	58989	99.86

On how many of the past 30 days, that is, since [DATEFILL], did you smoke part or all of a cigar with marijuana in it?

(BL02A, BL03A, BL04A)

[BLNT30DY](#)¹

Len : 2 # DAYS USED CIGAR WITH MJ IN IT PAST 30 DAYS

	Freq	Pct
RANGE = 1 - 30.....	2989	5.06
85 = BAD DATA Logically assigned.....	1	0.00
91 = NEVER USED BLUNTS.....	44885	75.99
93 = DID NOT USE BLUNTS IN THE PAST 30 DAYS.....	10638	18.01
94 = DON'T KNOW.....	26	0.04
97 = REFUSED.....	46	0.08
98 = BLANK (NO ANSWER).....	484	0.82

BLUNTS

The answer to the last question and an earlier question disagree. Which is correct?

(BL03)

[BLNT30C1](#)¹

Len : 2 BL02/MJ01 DISAGREE, WHICH IS CORRECT

	Freq	Pct
1 = I have never used marijuana or any cannabis product.....	28	0.05
2 = I smoked cigar w/mj in it during the past 30 days.....	36	0.06
85 = BAD DATA Logically assigned.....	5	0.01
98 = BLANK (NO ANSWER).....	284	0.48
99 = LEGITIMATE SKIP.....	58716	99.40

The answer to the last question and an earlier question disagree. Which answer is correct?

(BL04)

[BLNT30C2](#)¹

Len : 2 BL02 AND MJ RECENCY DISAGREE, WHICH IS CORRECT

	Freq	Pct
1 = I last used marijuana or any cannabis product [MJREC FILL].....	61	0.10
2 = I smoked cigar w/mj in it during the past 30 days.....	56	0.09
98 = BLANK (NO ANSWER).....	415	0.70
99 = LEGITIMATE SKIP.....	58537	99.10

Why did you report earlier that you had never used marijuana or any cannabis product?

(BL05)

[RSNOMR1](#)¹

Len : 2 WHY REPORT EARLIER THAT NEVER USED MJ/CANNABIS

	Freq	Pct
1 = I didn't consider a "blunt" to be mj or any cannabis product.....	5	0.01
2 = I made mistake answering earlier question about mj.....	24	0.04
3 = Some other reason.....	7	0.01
98 = BLANK (NO ANSWER).....	289	0.49
99 = LEGITIMATE SKIP.....	58744	99.45

Why did you report earlier that you did not use marijuana or any cannabis product during the past 30 days?

(BL06)

[RSNMRJMO](#)¹

Len : 2 WHY REPRT EARLIER NOT USE MJ/CANNABIS PAST 30 DAYS

	Freq	Pct
1 = I didn't consider a "blunt" to be mj or any cannabis product.....	10	0.02
2 = I made mistake answering earlier question about mj.....	40	0.07
3 = Some other reason.....	6	0.01
98 = BLANK (NO ANSWER).....	415	0.70
99 = LEGITIMATE SKIP.....	58598	99.20

BLUNTS

NOTE: The variable BLNTNOMJ was assigned a code of 5 if respondents were not asked this question because they reported in the TOBACCO module that they smoked cigars in the past 30 days but reported in the BLUNTS module that they did not smoke cigars with marijuana in them in the past 30 days. It could be logically inferred that all of the cigars that these respondents smoked in the past 30 days did not have marijuana in them. BLNTNOMJ was assigned codes of 14 or 24 if respondents were not asked this question and they reported in the BLUNTS module that they smoked a cigar with marijuana in it in the past 30 days. A code of 14 was assigned if respondents reported in the TOBACCO module that they had smoked cigars but not in the past 30 days. A code of 24 was assigned if respondents reported in the TOBACCO module that they had never smoked part or all of a cigar.

Earlier, you reported that you had smoked part or all of a cigar during the past 30 days. During the past 30 days, did you smoke any cigars that did not have marijuana in them?

(BL07)

BLNTNOMJ¹

Len : 2 SMOKE CIGARS WITH NO MARIJUANA PAST 30 DAYS

	Freq	Pct
1 = Yes.....	264	0.45
2 = No.....	517	0.88
5 = Yes LOGICALLY ASSIGNED (from skip pattern).....	1331	2.25
14 = USED BLUNTS PST 30 DY/DIDNT USE CIGARS PST 30 DY.....	948	1.60
24 = USED BLUNTS PST 30 DY/NEVER USED CIGARS.....	1291	2.19
85 = BAD DATA Logically assigned.....	1	0.00
91 = NEVER USED CIGARS/BLUNTS.....	37413	63.34
93 = DID NOT USE CIGARS/BLUNTS IN THE PAST 30 DAYS.....	16718	28.30
94 = DON'T KNOW.....	1	0.00
97 = REFUSED.....	1	0.00
98 = BLANK (NO ANSWER).....	584	0.99

COCAINE

COCAINE

These questions are about cocaine, including all the different forms of cocaine such as powder, "crack," free base, and coca paste.

Have you ever, even once, used any form of cocaine?

(CC01, CCREF)

COCEVER

Len : 2 EVER USED COCAINE

	Freq	Pct
1 = Yes.....	6727	11.39
2 = No.....	52318	88.57
94 = DON'T KNOW.....	15	0.03
97 = REFUSED.....	9	0.02

How old were you the first time you used cocaine, in any form?

(CC02)

COCAGE

Len : 3 AGE WHEN FIRST USED COCAINE

	Freq	Pct
RANGE = 1 - 70.....	6681	11.31
985 = BAD DATA Logically assigned.....	3	0.01
991 = NEVER USED COCAINE.....	52318	88.57
994 = DON'T KNOW.....	35	0.06
997 = REFUSED.....	17	0.03
998 = BLANK (NO ANSWER).....	15	0.03

Did you first use cocaine in any form in [CURRENT YEAR - 1] or [CURRENT YEAR]?

Did you first use cocaine in any form in [CURRENT YEAR - 2] or [CURRENT YEAR - 1]?

In what month in [CURRENT YEAR] did you first use cocaine in any form?

(CC03A, CC03B, CC03C)

COCYFU

Len : 4 YEAR OF FIRST COCAINE USE - RECODE

	Freq	Pct
RANGE = 2020 - 2022.....	258	0.44
9985 = BAD DATA Logically assigned.....	27	0.05
9989 = LEGITIMATE SKIP Logically assigned.....	35	0.06
9991 = NEVER USED COCAINE.....	52318	88.57
9994 = DON'T KNOW.....	36	0.06
9997 = REFUSED.....	19	0.03
9998 = BLANK (NO ANSWER).....	16	0.03
9999 = LEGITIMATE SKIP.....	6360	10.77

In what month in [CURRENT YEAR] did you first use cocaine in any form?

In what month in [YEAR FROM CC03a or CC03b] did you first use cocaine?

(CC03C, CC03D)

COCMFU

Len : 2 MONTH OF FIRST COCAINE USE - RECODE

	Freq	Pct
1 = January.....	22	0.04
2 = February.....	14	0.02
3 = March.....	19	0.03
4 = April.....	22	0.04
5 = May.....	21	0.04
6 = June.....	26	0.04
7 = July.....	27	0.05
8 = August.....	19	0.03
9 = September.....	20	0.03
10 = October.....	31	0.05
11 = November.....	12	0.02
12 = December.....	18	0.03
85 = BAD DATA Logically assigned.....	27	0.05
89 = LEGITIMATE SKIP Logically assigned.....	35	0.06
91 = NEVER USED COCAINE.....	52318	88.57
94 = DON'T KNOW.....	43	0.07
97 = REFUSED.....	19	0.03
98 = BLANK (NO ANSWER).....	16	0.03
99 = LEGITIMATE SKIP.....	6360	10.77

COCAINE

How long has it been since you last used cocaine?

(CCLAST3, CCRECDK, CCRECRE)

COCREC

Len : 2 TIME SINCE LAST USED COCAINE

	Freq	Pct
1 = Within the past 30 days.....	395	0.67
2 = More than 30 days ago but within the past 12 mos	715	1.21
3 = More than 12 months ago	5548	9.39
8 = Used at some point in the past 12 mos LOG ASSN.....	15	0.03
9 = Used at some point in the lifetime LOG ASSN.....	32	0.05
11 = Used in the past 30 days LOGICALLY ASSIGNED.....	17	0.03
12 = Used >30 days ago but within pst 12 mos LOG ASSN.....	5	0.01
91 = NEVER USED COCAINE	52318	88.57
97 = REFUSED	9	0.02
98 = BLANK (NO ANSWER)	15	0.03

(TOTCOKE)

COCYRTOT

Len : 3 TOTAL # OF DAYS USED COCAINE IN PAST 12 MONTHS

	Freq	Pct
RANGE = 1 - 365	1118	1.89
985 = BAD DATA Logically assigned.....	4	0.01
991 = NEVER USED COCAINE	52318	88.57
993 = DID NOT USE COCAINE IN THE PAST 12 MOS	5548	9.39
994 = DON'T KNOW	9	0.02
997 = REFUSED	13	0.02
998 = BLANK (NO ANSWER).....	59	0.10

CCTOTFG

Len : 2 TRIMMING INDICATOR FOR COCYRTOT

	Freq	Pct
1 = Trimmed to 365 days (no further editing).....	2	0.00
2 = Trimmed relative to the 30-day freq	4	0.01
98 = BLANK (NO ANSWER)	59063	99.99

CCFQFLG

Len : 2 TRIMMED COCYRTOT IF R USED < 12 MOS

	Freq	Pct
1 = Trimmed to be consistent with mo/yr of 1st use	22	0.04
98 = BLANK (NO ANSWER)	59047	99.96

Now think about the past 12 months, from [DATEFILL] through today. We want to know how many days you've used cocaine during the past 12 months.

What would be the easiest way for you to tell us how many days you've used it?

(CCFRAME3)

CCBSTWAY

Len : 2 EASIEST WAY TO TELL US # DAYS USED COCAINE

	Freq	Pct
1 = Prefer to answer in days per week.....	157	0.27
2 = Prefer to answer in days per month.....	205	0.35
3 = Prefer to answer in days per year.....	719	1.22
12 = Prefer to ans in days per mo LOG ASSN.....	1	0.00
13 = Prefer to ans in days per yr LOG ASSN	4	0.01
21 = Prefer to ans in days per wk (CRBSTWAY=1,11).....	20	0.03
22 = Prefer to ans in days per mo (CRBSTWAY=2,12).....	12	0.02
23 = Prefer to ans in days per yr (CRBSTWAY=3,13).....	11	0.02
85 = BAD DATA Logically assigned.....	4	0.01
91 = NEVER USED COCAINE	52318	88.57
93 = DID NOT USE COCAINE IN THE PAST 12 MOS	5548	9.39
94 = DON'T KNOW	2	0.00
97 = REFUSED	9	0.02
98 = BLANK (NO ANSWER)	59	0.10

COCAINE

On how many days in the past 12 months did you use cocaine?

(CCYRAVE)
CCDAYPYR

Len : 3 # DAYS USED COCAINE PAST 12 MONTHS

	Freq	Pct
RANGE = 1 - 365	732	1.24
985 = BAD DATA Logically assigned	1	0.00
989 = LEGITIMATE SKIP Logically assigned	8	0.01
991 = NEVER USED COCAINE	52318	88.57
993 = DID NOT USE COCAINE IN THE PAST 12 MOS	5548	9.39
994 = DON'T KNOW	4	0.01
997 = REFUSED	9	0.02
998 = BLANK (NO ANSWER).....	62	0.10
999 = LEGITIMATE SKIP.....	387	0.66

On average, how many days did you use cocaine each month during the past 12 months?

(CCMONAVE)
CCDAYPMO

Len : 2 # DAYS PER MONTH USED COCAINE PAST 12 MONTHS

	Freq	Pct
RANGE = 1 - 31	216	0.37
85 = BAD DATA Logically assigned	2	0.00
89 = LEGITIMATE SKIP Logically assigned	7	0.01
91 = NEVER USED COCAINE	52318	88.57
93 = DID NOT USE COCAINE IN THE PAST 12 MOS	5548	9.39
94 = DON'T KNOW	5	0.01
97 = REFUSED	10	0.02
98 = BLANK (NO ANSWER)	61	0.10
99 = LEGITIMATE SKIP.....	902	1.53

On average, how many days did you use cocaine each week during the past 12 months?

(CCWKAVE)
CCDAYPWK

Len : 2 # DAYS PER WEEK USED COCAINE PAST 12 MONTHS

	Freq	Pct
RANGE = 1 - 7.....	170	0.29
85 = BAD DATA Logically assigned	1	0.00
89 = LEGITIMATE SKIP Logically assigned	1	0.00
91 = NEVER USED COCAINE	52318	88.57
93 = DID NOT USE COCAINE IN THE PAST 12 MOS	5548	9.39
94 = DON'T KNOW	9	0.02
97 = REFUSED	13	0.02
98 = BLANK (NO ANSWER)	62	0.10
99 = LEGITIMATE SKIP.....	947	1.60

Think specifically about the past 30 days, from [DATEFILL] up to and including today. During the past 30 days, on how many days did you use cocaine?

(CC06)
COCUS30A

Len : 2 # DAYS USED COCAINE PAST 30 DAYS

	Freq	Pct
RANGE = 1 - 30	393	0.67
85 = BAD DATA Logically assigned	9	0.02
91 = NEVER USED COCAINE	52318	88.57
93 = DID NOT USE COCAINE IN THE PAST 30 DAYS	6268	10.61
94 = DON'T KNOW	3	0.01
97 = REFUSED	10	0.02
98 = BLANK (NO ANSWER)	68	0.12

COCAINE

What is your best estimate of the number of days you used cocaine during the past 30 days?

(CC06DKRE)
CC30EST

Len : 2 BEST ESTIMATE # DAYS USED COCAINE PAST 30 DAYS

	Freq	Pct
4 = 10 to 19 days.....	1	0.00
91 = NEVER USED COCAINE	52318	88.57
93 = DID NOT USE COCAINE IN THE PAST 30 DAYS.....	6268	10.61
94 = DON'T KNOW	2	0.00
97 = REFUSED	10	0.02
98 = BLANK (NO ANSWER)	77	0.13
99 = LEGITIMATE SKIP.....	393	0.67

CRACK

CRACK

The next questions are about 'crack', that is cocaine in rock or chunk form, and not the other forms of cocaine.

Have you ever, even once, used 'crack'?

(CK01, CKREF)
CRKEVER

Len : 2 EVER USED CRACK

	Freq	Pct
1 = Yes.....	1593	2.70
2 = No.....	5128	8.68
91 = NEVER USED COCAINE (COCEVER=2).....	52318	88.57
94 = DON'T KNOW.....	5	0.01
97 = REFUSED.....	10	0.02
98 = BLANK (NO ANSWER).....	15	0.03

How old were you the first time you used 'crack'?

(CK02)
CRKAGE

Len : 3 AGE WHEN FIRST USED CRACK

	Freq	Pct
RANGE = 1 - 68.....	1580	2.67
985 = BAD DATA Logically assigned.....	1	0.00
991 = NEVER USED CRACK.....	57446	97.25
994 = DON'T KNOW.....	12	0.02
997 = REFUSED.....	10	0.02
998 = BLANK (NO ANSWER).....	20	0.03

Did you first use 'crack' in [CURRENT YEAR - 1] or [CURRENT YEAR]?

Did you first use 'crack' in [CURRENT YEAR - 2] or [CURRENT YEAR - 1]?

In what month in [CURRENT YEAR] did you first use 'crack'?

(CK03A, CK03B, CK03C)
CRKYFU

Len : 4 YEAR OF FIRST CRACK USE - RECODE

	Freq	Pct
RANGE = 2020 - 2022.....	26	0.04
9985 = BAD DATA Logically assigned.....	5	0.01
9989 = LEGITIMATE SKIP Logically assigned.....	2	0.00
9991 = NEVER USED CRACK.....	57446	97.25
9994 = DON'T KNOW.....	12	0.02
9997 = REFUSED.....	10	0.02
9998 = BLANK (NO ANSWER).....	20	0.03
9999 = LEGITIMATE SKIP.....	1548	2.62

In what month in [CURRENT YEAR] did you first use 'crack'?

In what month in [YEAR FROM CK03a or CK03b] did you first use 'crack'?

(CK03C, CK03D)
CRKMFU

Len : 2 MONTH OF FIRST CRACK USE - RECODE

	Freq	Pct
2 = February.....	1	0.00
3 = March.....	3	0.01
4 = April.....	2	0.00
5 = May.....	2	0.00
6 = June.....	3	0.01
8 = August.....	5	0.01
9 = September.....	2	0.00
10 = October.....	1	0.00
11 = November.....	2	0.00
12 = December.....	2	0.00
85 = BAD DATA Logically assigned.....	5	0.01
89 = LEGITIMATE SKIP Logically assigned.....	2	0.00
91 = NEVER USED CRACK.....	57446	97.25
94 = DON'T KNOW.....	15	0.03
97 = REFUSED.....	10	0.02
98 = BLANK (NO ANSWER).....	20	0.03
99 = LEGITIMATE SKIP.....	1548	2.62

CRACK

How long has it been since you last used 'crack'?

(CKLAST3, CKRECDK, CKRECRE)

CRAKREC

Len : 2 TIME SINCE LAST USED CRACK

	Freq	Pct
1 = Within the past 30 days.....	93	0.16
2 = More than 30 days ago but within the past 12 mos	76	0.13
3 = More than 12 months ago	1416	2.40
8 = Used at some point in the past 12 mos LOG ASSN.....	3	0.01
9 = Used at some point in the lifetime LOG ASSN.....	5	0.01
91 = NEVER USED CRACK.....	57446	97.25
97 = REFUSED	10	0.02
98 = BLANK (NO ANSWER)	20	0.03

(TOTCRACK)

CRKYRTOT

Len : 3 TOTAL # DAYS USED CRACK IN PAST 12 MONTHS

	Freq	Pct
RANGE = 1 - 365	169	0.29
991 = NEVER USED CRACK	57446	97.25
993 = DID NOT USE CRACK IN THE PAST 12 MOS	1416	2.40
994 = DON'T KNOW	1	0.00
997 = REFUSED	11	0.02
998 = BLANK (NO ANSWER).....	26	0.04

CRTOTFG

Len : 2 TRIMMING INDICATOR FOR CRKYRTOT

	Freq	Pct
2 = Trimmed relative to the 30-day freq	3	0.01
98 = BLANK (NO ANSWER)	59066	99.99

CRFQFLG

Len : 2 TRIMMED CRKYRTOT IF R USED < 12 MOS

	Freq	Pct
1 = Trimmed to be consistent with mo/yr of 1st use	3	0.01
98 = BLANK (NO ANSWER)	59066	99.99

Now think about the past 12 months, from [DATEFILL] through today. We want to know how many days you've used 'crack' during the past 12 months.

What would be the easiest way for you to tell us how many days you've used it?

(CKFRAME3)

CRBSTWAY

Len : 2 EASIEST WAY TO TELL US # DAYS USED CRACK

	Freq	Pct
1 = Prefer to answer in days per week.....	63	0.11
2 = Prefer to answer in days per month.....	43	0.07
3 = Prefer to answer in days per year	64	0.11
91 = NEVER USED CRACK	57446	97.25
93 = DID NOT USE CRACK IN THE PAST 12 MOS	1416	2.40
94 = DON'T KNOW	1	0.00
97 = REFUSED	10	0.02
98 = BLANK (NO ANSWER)	26	0.04

On how many days in the past 12 months did you use 'crack'?

(CKYRAVE)

CRDAYPYR

Len : 3 # DAYS USED CRACK PAST 12 MONTHS

	Freq	Pct
RANGE = 1 - 365	64	0.11
991 = NEVER USED CRACK	57446	97.25
993 = DID NOT USE CRACK IN THE PAST 12 MOS	1416	2.40
994 = DON'T KNOW	1	0.00
997 = REFUSED	10	0.02
998 = BLANK (NO ANSWER).....	26	0.04
999 = LEGITIMATE SKIP.....	106	0.18

CRACK

On average, how many days did you use 'crack' each month during the past 12 months?

(CKMONAVE)
CRDAYPMO

Len : 2 # DAYS PER MONTH USED CRACK PAST 12 MONTHS

	Freq	Pct
RANGE = 1 - 26	42	0.07
91 = NEVER USED CRACK	57446	97.25
93 = DID NOT USE CRACK IN THE PAST 12 MOS	1416	2.40
94 = DON'T KNOW	2	0.00
97 = REFUSED	10	0.02
98 = BLANK (NO ANSWER)	26	0.04
99 = LEGITIMATE SKIP	127	0.22

On average, how many days did you use 'crack' each week during the past 12 months?

(CKWKAVE)
CRDAYPWK

Len : 2 # DAYS PER WEEK USED CRACK PAST 12 MONTHS

	Freq	Pct
RANGE = 1 - 7	63	0.11
91 = NEVER USED CRACK	57446	97.25
93 = DID NOT USE CRACK IN THE PAST 12 MOS	1416	2.40
94 = DON'T KNOW	1	0.00
97 = REFUSED	11	0.02
98 = BLANK (NO ANSWER)	26	0.04
99 = LEGITIMATE SKIP	106	0.18

Think specifically about the past 30 days, from [DATEFILL] up to and including today. During the past 30 days, on how many days did you use 'crack'?

(CK06)
CRKUS30A

Len : 2 # DAYS USED CRACK PAST 30 DAYS

	Freq	Pct
RANGE = 1 - 30	92	0.16
85 = BAD DATA Logically assigned	2	0.00
91 = NEVER USED CRACK	57446	97.25
93 = DID NOT USE CRACK IN THE PAST 30 DAYS	1492	2.53
94 = DON'T KNOW	1	0.00
97 = REFUSED	10	0.02
98 = BLANK (NO ANSWER)	26	0.04

What is your best estimate of the number of days you used 'crack' during the past 30 days?

(CK06DKRE)
CR30EST

Len : 2 BEST ESTIMATE # DAYS USED CRACK PAST 30 DAYS

	Freq	Pct
91 = NEVER USED CRACK	57446	97.25
93 = DID NOT USE CRACK IN THE PAST 30 DAYS	1492	2.53
94 = DON'T KNOW	1	0.00
97 = REFUSED	10	0.02
98 = BLANK (NO ANSWER)	28	0.05
99 = LEGITIMATE SKIP	92	0.16

HEROIN

HEROIN

These next questions are about heroin.

Have you ever, even once, used heroin?

(HE01, HEREF)

HEREVER

Len : 2 EVER USED HEROIN

	Freq	Pct
1 = Yes.....	1171	1.98
2 = No.....	57843	97.92
85 = BAD DATA Logically assigned.....	1	0.00
94 = DON'T KNOW.....	50	0.08
97 = REFUSED.....	4	0.01

How old were you the first time you used heroin?

(HE02)

HERAGE

Len : 3 AGE WHEN FIRST USED HEROIN

	Freq	Pct
RANGE = 2 - 63.....	1161	1.97
985 = BAD DATA Logically assigned.....	4	0.01
991 = NEVER USED HEROIN.....	57843	97.92
994 = DON'T KNOW.....	5	0.01
997 = REFUSED.....	6	0.01
998 = BLANK (NO ANSWER).....	50	0.08

Did you first use heroin in [CURRENT YEAR - 1] or [CURRENT YEAR]?

Did you first use heroin in [CURRENT YEAR - 2] or [CURRENT YEAR - 1]?

In what month in [CURRENT YEAR] did you first use heroin?

(HE03A, HE03B, HE03C)

HERYFU

Len : 4 YEAR OF FIRST HEROIN USE - RECODE

	Freq	Pct
RANGE = 2020 - 2022.....	29	0.05
9985 = BAD DATA Logically assigned.....	3	0.01
9989 = LEGITIMATE SKIP Logically assigned.....	8	0.01
9991 = NEVER USED HEROIN.....	57843	97.92
9994 = DON'T KNOW.....	5	0.01
9997 = REFUSED.....	6	0.01
9998 = BLANK (NO ANSWER).....	52	0.09
9999 = LEGITIMATE SKIP.....	1123	1.90

HEROIN

In what month in [CURRENT YEAR] did you first use heroin?

In what month in [YEAR FROM HE03a or HE03b] did you first use heroin?

(HE03C, HE03D)

HERMFU

Len : 2 MONTH OF FIRST HEROIN USE - RECODE

	Freq	Pct
1 = January.....	6	0.01
2 = February.....	5	0.01
4 = April.....	3	0.01
6 = June.....	1	0.00
7 = July.....	1	0.00
8 = August.....	3	0.01
9 = September.....	1	0.00
10 = October.....	1	0.00
11 = November.....	4	0.01
12 = December.....	2	0.00
85 = BAD DATA Logically assigned.....	3	0.01
89 = LEGITIMATE SKIP Logically assigned.....	8	0.01
91 = NEVER USED HEROIN.....	57843	97.92
94 = DON'T KNOW.....	6	0.01
97 = REFUSED.....	7	0.01
98 = BLANK (NO ANSWER).....	52	0.09
99 = LEGITIMATE SKIP.....	1123	1.90

How long has it been since you last used heroin?

(HELAST3, HERECDK, HERECRE)

HERREC

Len : 2 TIME SINCE LAST USED HEROIN

	Freq	Pct
1 = Within the past 30 days.....	116	0.20
2 = More than 30 days ago but within the past 12 mos.....	71	0.12
3 = More than 12 months ago.....	974	1.65
8 = Used at some point in the past 12 mos LOG ASSN.....	7	0.01
9 = Used at some point in the lifetime LOG ASSN.....	3	0.01
85 = BAD DATA Logically assigned.....	1	0.00
91 = NEVER USED HEROIN.....	57843	97.92
97 = REFUSED.....	4	0.01
98 = BLANK (NO ANSWER).....	50	0.08

(TOTHERO)

HERYRTOT

Len : 3 TOTAL # OF DAYS USED HEROIN IN PAST 12 MONTHS

	Freq	Pct
RANGE = 1 - 365.....	186	0.31
985 = BAD DATA Logically assigned.....	8	0.01
991 = NEVER USED HEROIN.....	57843	97.92
993 = DID NOT USE HEROIN IN THE PAST 12 MOS.....	974	1.65
994 = DON'T KNOW.....	1	0.00
997 = REFUSED.....	4	0.01
998 = BLANK (NO ANSWER).....	53	0.09

HRTOTFG

Len : 2 TRIMMING INDICATOR FOR HERYRTOT

	Freq	Pct
2 = Trimmed relative to the 30-day freq.....	8	0.01
98 = BLANK (NO ANSWER).....	59061	99.99

HRFQFLG

Len : 2 TRIMMED HERYRTOT IF R USED < 12 MOS

	Freq	Pct
1 = Trimmed to be consistent with mo/yr of 1st use.....	8	0.01
98 = BLANK (NO ANSWER).....	59061	99.99

HEROIN

Now think about the past 12 months, from [DATEFILL] through today. We want to know how many days you've used heroin during the past 12 months.

What would be the easiest way for you to tell us how many days you've used it?

(HEFRAME3)
HRBSTWAY

Len : 2 EASIEST WAY TO TELL US # DAYS USED HEROIN

	Freq	Pct
1 = Prefer to answer in days per week.....	85	0.14
2 = Prefer to answer in days per month.....	32	0.05
3 = Prefer to answer in days per year.....	70	0.12
85 = BAD DATA Logically assigned.....	8	0.01
91 = NEVER USED HEROIN.....	57843	97.92
93 = DID NOT USE HEROIN IN THE PAST 12 MOS.....	974	1.65
97 = REFUSED.....	4	0.01
98 = BLANK (NO ANSWER).....	53	0.09

On how many days in the past 12 months did you use heroin?

(HEYRAVE)
HRDAYPYR

Len : 3 # DAYS USED HEROIN PAST 12 MONTHS

	Freq	Pct
RANGE = 1 - 365.....	70	0.12
985 = BAD DATA Logically assigned.....	2	0.00
991 = NEVER USED HEROIN.....	57843	97.92
993 = DID NOT USE HEROIN IN THE PAST 12 MOS.....	974	1.65
997 = REFUSED.....	4	0.01
998 = BLANK (NO ANSWER).....	59	0.10
999 = LEGITIMATE SKIP.....	117	0.20

On average, how many days did you use heroin each month during the past 12 months?

(HEMNAVE)
HRDAYPMO

Len : 2 # DAYS PER MONTH USED HEROIN PAST 12 MONTHS

	Freq	Pct
RANGE = 1 - 30.....	32	0.05
85 = BAD DATA Logically assigned.....	4	0.01
91 = NEVER USED HEROIN.....	57843	97.92
93 = DID NOT USE HEROIN IN THE PAST 12 MOS.....	974	1.65
97 = REFUSED.....	4	0.01
98 = BLANK (NO ANSWER).....	57	0.10
99 = LEGITIMATE SKIP.....	155	0.26

On average, how many days did you use heroin each week during the past 12 months?

(HEWKAVE)
HRDAYPWK

Len : 2 # DAYS PER WEEK USED HEROIN PAST 12 MONTHS

	Freq	Pct
RANGE = 1 - 7.....	84	0.14
85 = BAD DATA Logically assigned.....	2	0.00
91 = NEVER USED HEROIN.....	57843	97.92
93 = DID NOT USE HEROIN IN THE PAST 12 MOS.....	974	1.65
94 = DON'T KNOW.....	1	0.00
97 = REFUSED.....	4	0.01
98 = BLANK (NO ANSWER).....	59	0.10
99 = LEGITIMATE SKIP.....	102	0.17

HEROIN

Think specifically about the past 30 days, from [DATEFILL] up to and including today. During the past 30 days, on how many days did you use heroin?

(HE06)
HER30USE

Len : 2 # DAYS USED HEROIN PAST 30 DAYS

	Freq	Pct
RANGE = 1 - 30	115	0.19
85 = BAD DATA Logically assigned	1	0.00
91 = NEVER USED HEROIN	57843	97.92
93 = DID NOT USE HEROIN IN THE PAST 30 DAYS	1045	1.77
94 = DON'T KNOW	1	0.00
97 = REFUSED	4	0.01
98 = BLANK (NO ANSWER)	60	0.10

What is your best estimate of the number of days you used heroin during the past 30 days?

(HE06DKRE)
HR30EST

Len : 2 BEST EST. # DAYS USED HEROIN PAST 30 DAYS

	Freq	Pct
1 = 1 or 2 days	1	0.00
91 = NEVER USED HEROIN	57843	97.92
93 = DID NOT USE HEROIN IN THE PAST 30 DAYS	1045	1.77
97 = REFUSED	4	0.01
98 = BLANK (NO ANSWER)	61	0.10
99 = LEGITIMATE SKIP	115	0.19

HALLUCINOGENS

HALLUCINOGENS

The next questions are about substances called hallucinogens. These drugs often cause people to see or experience things that are not real.

A list of some common hallucinogens is shown below. These and many other substances that people use as hallucinogens are often known by street names, and we can't list them all. Please take a moment to look at the substances listed below so you know what kind of drugs the next questions are about.

- LSD, also called 'acid'
- PCP, also called 'angel dust' or phencyclidine
- Peyote
- Mescaline
- Psilocybin
- 'Ecstasy' or 'Molly', also called MDMA
- Ketamine, also called 'Special K' or 'Super K'
- DMT, also called dimethyltryptamine
- AMT, also called alpha-methyltryptamine
- Foxy, also called 5-MeO-DIPT
- Salvia divinorum

Have you ever, even once, used LSD, also called 'acid'?

(LS01A, LSREF1)

<u>LS01A</u>	Len : 2	EVER USED LSD ("ACID")		
			Freq	Pct
		1 = Yes.....	5495	9.30
		2 = No.....	4009	6.79
		3 = Yes LOGICALLY ASSIGNED.....	2	0.00
		91 = NEVER USED HALLUCINOGENS	49509	83.82
		94 = DON'T KNOW.....	46	0.08
		97 = REFUSED	8	0.01

Have you ever, even once, used PCP, also called 'angel dust' or phencyclidine?

(LS01B, LSREF2)

<u>LS01B</u>	Len : 2	EVER USED PCP ("ANGEL DUST," PHENCYCLIDINE)		
			Freq	Pct
		1 = Yes.....	812	1.37
		2 = No.....	8696	14.72
		91 = NEVER USED HALLUCINOGENS	49509	83.82
		94 = DON'T KNOW.....	47	0.08
		97 = REFUSED	5	0.01

Have you ever, even once, used peyote?

(LS01C)

<u>LS01C</u>	Len : 2	EVER USED PEYOTE		
			Freq	Pct
		1 = Yes.....	715	1.21
		2 = No.....	8766	14.84
		91 = NEVER USED HALLUCINOGENS	49509	83.82
		94 = DON'T KNOW.....	71	0.12
		97 = REFUSED	8	0.01

Have you ever, even once, used mescaline?

(LS01D)

<u>LS01D</u>	Len : 2	EVER USED Mescaline		
			Freq	Pct
		1 = Yes.....	939	1.59
		2 = No.....	8536	14.45
		91 = NEVER USED HALLUCINOGENS	49509	83.82
		94 = DON'T KNOW.....	78	0.13
		97 = REFUSED	7	0.01

HALLUCINOGENS

Have you ever, even once, used psilocybin, found in mushrooms?

(LS01E)
PSILCY

Len : 2 EVER USED PSILOCYBIN (MUSHROOMS)

	Freq	Pct
1 = Yes.....	6199	10.49
2 = No.....	3226	5.46
3 = Yes LOGICALLY ASSIGNED.....	42	0.07
91 = NEVER USED HALLUCINOGENS	49509	83.82
94 = DON'T KNOW.....	81	0.14
97 = REFUSED	12	0.02

Have you ever, even once, used 'Ecstasy' or 'Molly,' also known as MDMA?

(LS01F, LSREF3)
ECSTMOLLY

Len : 2 EVER USED 'ECSTASY' OR 'MOLLY' (MDMA)

	Freq	Pct
1 = Yes.....	4668	7.90
2 = No.....	4826	8.17
3 = Yes LOGICALLY ASSIGNED.....	1	0.00
91 = NEVER USED HALLUCINOGENS	49509	83.82
94 = DON'T KNOW.....	58	0.10
97 = REFUSED	7	0.01

Have you ever, even once, used Ketamine, also called 'Special K' or 'Super K'?

(LS01I)
KETMINESK

Len : 2 EVER USED KETAMINE

	Freq	Pct
1 = Yes.....	1049	1.78
2 = No.....	8430	14.27
91 = NEVER USED KETAMINE	49509	83.82
94 = DON'T KNOW.....	72	0.12
97 = REFUSED	9	0.02

Have you ever, even once, used any of the following:

DMT, also called dimethyltryptamine,
AMT, also called alpha-methyltryptamine, or
Foxy, also called 5-MeO-DIPT?

(LS01J)
DMTAMTFXY

Len : 2 EVER USED DMT, AMT, FOXY

	Freq	Pct
1 = Yes.....	904	1.53
2 = No.....	8559	14.49
3 = Yes LOGICALLY ASSIGNED.....	4	0.01
91 = NEVER USED DMT, AMT, FOXY.....	49509	83.82
94 = DON'T KNOW.....	84	0.14
97 = REFUSED	9	0.02

Have you ever, even once, used Salvia divinorum?

(LS01K)
SALVIADIV

Len : 2 EVER USED SALVIA DIVINORUM

	Freq	Pct
1 = Yes.....	1107	1.87
2 = No.....	8353	14.14
3 = Yes LOGICALLY ASSIGNED.....	1	0.00
91 = NEVER USED SALVIA DIVINORUM	49509	83.82
94 = DON'T KNOW.....	93	0.16
97 = REFUSED	6	0.01

HALLUCINOGENS

NOTE: HALLUCOTH was assigned a code of 5 (see documentation below) when either of the following occurred: (a) the only hallucinogens that were used in the respondent's lifetime were LSD, PCP, Ecstasy, ketamine, DMT/AMT/Foxy, or Salvia divinorum but the respondent reported more recent use of any hallucinogen than was reported for these six hallucinogens; or (b) the only hallucinogens that were used in the respondent's lifetime were LSD, PCP, Ecstasy but the respondent reported earlier initiation of any hallucinogen than was reported for these three hallucinogens.

Have you ever, even once used any other hallucinogens besides the ones that have been listed?

(LS01H)

HALLUCOTH

Len : 2 EVER USED OTHER HALLUCINOGEN

	Freq	Pct
1 = Yes.....	614	1.04
2 = No.....	8825	14.94
5 = Yes (specific hallucinogen unknown) LOG ASSN.....	37	0.06
91 = NEVER USED HALLUCINOGENS	49509	83.82
94 = DON'T KNOW.....	72	0.12
97 = REFUSED	12	0.02

HALLUCINOGENS

(LS01SC1)
HALLUCOT1

Len : 4 OTHER HALLUCINOGEN - SPECIFY 1

	Freq	Pct
116 = Methaqualone, Sopor, Quaalude	1	0.00
120 = Downers; OTHER Sedative, NOT OTHERWISE SPECIFIED	2	0.00
145 = Red devil(s).....	1	0.00
174 = Ambien	1	0.00
209 = Xanax.....	2	0.00
322 = Methamphetamine ("ice" or "crank"), Meth.....	7	0.01
339 = Amphetamines, otherwise unspecified.....	1	0.00
351 = Cathinone, cat, khat, Q'at.....	1	0.00
355 = Crystal meth, crystal methamphetamine	2	0.00
415 = Codeine pills.....	3	0.01
417 = Morphine	3	0.01
420 = OTHER Pain Reliever, NOT OTHERWISE SPECIFIED.....	1	0.00
423 = Percocet	1	0.00
501 = Gasoline or lighter fluids.....	3	0.01
503 = Other aerosol sprays.....	1	0.00
504 = Shoeshine liquid, glue, or toluene	3	0.01
507 = Halothane, ether, or other anesthetics; chloroform.....	1	0.00
508 = Nitrous oxide, "whippits," dentist gas	12	0.02
510 = OTHER Inhalant, NOT OTHERWISE SPECIFIED	4	0.01
520 = Old paint, paint	1	0.00
592 = Computer air duster, computer cleaner, dust-off.....	2	0.00
601 = LSD ("acid").....	58	0.10
603 = Mescaline.....	3	0.01
604 = Psilocybin (mushrooms), sclerotia, shrooms	59	0.10
605 = PCP ("angel dust," phencyclidine).....	1	0.00
606 = "Ecstasy" (MDMA), X-TC, "X"	11	0.02
607 = OTHER Hallucinogen, NOT OTHERWISE SPECIFIED.....	86	0.15
609 = Jimson weed	8	0.01
612 = Happy stick, sherm, sherman, shermstick	1	0.00
614 = MDA, Methylenedioxy amphetamine.....	3	0.01
616 = DET, Dimethyltryptamine, DMT.....	7	0.01
617 = Morning glory seeds, morning glory tendrils, ricea.....	7	0.01
622 = Microdot(s), green microdot, purple microdot	1	0.00
624 = Orange sunshine, sunshine, yellow sunshine.....	1	0.00
627 = Hawaiian wood rose, Hawaiian Woodrow seeds	5	0.01
639 = Nutmeg, Mace.....	2	0.00
648 = Designer drugs.....	1	0.00
650 = Datura stramonium, daytura, thorn apple.....	4	0.01
660 = Bufotenin, toad, toad licking.....	2	0.00
679 = Hell bells.....	2	0.00
681 = Lovely.....	1	0.00
683 = Yage.....	1	0.00
695 = Angel's trumpet, floriopondio	1	0.00
698 = 2C-B, Bromo mescaline, Nexus.....	32	0.05
701 = OTHER Opiates, NOT OTHERWISE SPECIFIED.....	1	0.00
703 = Opium, otherwise unspecified.....	3	0.01
803 = Marijuana, MarrJane, Mary Jane, MJ, pot, weed	4	0.01
804 = Hashish	4	0.01
806 = Crack, rock.....	1	0.00
807 = Alcohol, beer, ethanol, EtOH, pink champagne	1	0.00
829 = Robitussin DM <OTC>	3	0.01
843 = Cold medicine, cold tablets <OTC>.....	1	0.00
847 = GHB, NSC, gamma hydroxybutyrate.....	3	0.01
852 = Formaldehyde, wak, whack (embalming fluid).....	1	0.00
883 = Dextromethorphan hydrobromide <OTC>.....	10	0.02
1001 = Benadryl, Diphenhydramine <OTC>.....	7	0.01
2509 = Cyclobenzaprine	1	0.00
2512 = Hydroxyzine	1	0.00
3052 = Speed, otherwise unspecified	2	0.00
3119 = MDPV, Methylenedioxypropylvalerone	1	0.00
3132 = 4-FA, 4-Fluoroamphetamine.....	1	0.00
5167 = Cinnamon.....	1	0.00
6005 = Sassafras, sassafras tea.....	10	0.02
6022 = Tequila worm, agave worm.....	1	0.00
6029 = DXM.....	26	0.04
6043 = Diviner's sage, Salvia divinorum.....	4	0.01
6044 = Gel caps, gel tabs.....	2	0.00
6056 = Wet	1	0.00
6061 = 5-MeO-DMT.....	2	0.00
6062 = Madderwort, wormwood.....	1	0.00
6071 = Sinicuichi, sun opener.....	1	0.00
6074 = LSA	9	0.02

HALLUCINOGENS

6077 = San Pedro.....	3	0.01
6083 = CCC, "Triple C," C3 <OTC>.....	6	0.01
6100 = 2C-T-7, T7, blue mystic.....	1	0.00
6103 = Ayahuasca, Yahe.....	27	0.05
6105 = Alpha-methyltryptamine, AMT, IT-290, 3-IT.....	1	0.00
6126 = 2,5-Dimethoxy-4-iodophenethylamine, 2C-I.....	13	0.02
6132 = Amanita mushrooms, fly agaric, muscimol.....	1	0.00
6134 = Anadenanthera colubrina, cohoba, vilca.....	1	0.00
6138 = 2C-E, 2-5-Dimethoxy-4-ethyl-phenethylamine.....	12	0.02
6141 = DPT, Dipropyltryptamine, N,N-Dipropyltryptamine.....	1	0.00
6171 = 4-acetoxy-N,N-dimethyltryptamine, 4-AcO-DMT.....	6	0.01
6173 = 2,5-dimethoxy-4-bromoamphetamine, DOB.....	1	0.00
6181 = 4-HO-MET, 4-Hydroxy-N-methyl-N-ethyltryptamine.....	4	0.01
6185 = 25I-NBOMe, 2C-I-NBOMe, BOM-CI, Cimbi-5.....	6	0.01
6186 = 3-MeO-2-Oxo-PCE, MXE, Methoxetamine.....	2	0.00
6187 = Mugwort.....	2	0.00
6189 = 25C-NBOMe, 2C-C-NBOMe, NBOMe-2C-C, N-Bomb.....	2	0.00
6197 = 2C-C, 4-chloro-2,5-dimethoxyphenethylamine.....	1	0.00
6203 = NBOMe; otherwise unspecified.....	3	0.01
6208 = 3-MeO-PCP, 3-Methoxyphencyclidine.....	1	0.00
6209 = 1P-LSD.....	1	0.00
6213 = Synthetic LSD/acid; otherwise unspecified.....	1	0.00
6219 = Hallucinogenic honey; type unspecified.....	1	0.00
6232 = 2-FDCK, 2-Fluorodeschloroketamine, Fluoroketamine.....	1	0.00
6238 = Curcumin, turmeric.....	1	0.00
6244 = Synthetic molly; otherwise unspecified.....	1	0.00
8007 = Gabapentin, Neurontin.....	1	0.00
8012 = Coriciden <OTC>.....	2	0.00
8100 = Kava Kava <OTC>.....	1	0.00
8192 = Delsym, Dextromethorphan polistirex <OTC>.....	1	0.00
8237 = Kratom.....	3	0.01
8240 = Lamictal, Lamotrigine.....	1	0.00
8282 = Saline solution, salt, sodium chloride <OTC>.....	1	0.00
8283 = Synthetic cannabinoids (eg, K2, Spice, JWH-018).....	8	0.01
8301 = Bath salts/synthetic cathinone; otherwise unspcfd.....	3	0.01
8309 = Mucinex <OTC>.....	1	0.00
8315 = Synthetic cannabis/cannabinoid, otherwise unspcfd.....	1	0.00
8389 = CBD/hemp oil/edibles/vape (not marijuana) <OTC>.....	1	0.00
8447 = Aricept, donepezil.....	1	0.00
8448 = Phenethylamine analogue; otherwise unspecified.....	1	0.00
8456 = Dokha (tobacco and herbs/spices mixture).....	1	0.00
8545 = Dimenhydrinate, Dramamine, sea/motion sickness <OTC>.....	3	0.01
8553 = Bupropion, Wellbutrin, Zyban.....	1	0.00
9985 = BAD DATA Logically assigned.....	18	0.03
9991 = NEVER USED HALLUCINOGENS.....	49509	83.82
9997 = REFUSED.....	22	0.04
9998 = BLANK (NO ANSWER).....	111	0.19
9999 = LEGITIMATE SKIP.....	8825	14.94

HALLUCINOGENS

(LS01SC2)
HALLUCOT2

Len : 4 OTHER HALLUCINOGEN - SPECIFY 2

	Freq	Pct
209 = Xanax.....	1	0.00
223 = Methocarbamol.....	1	0.00
322 = Methamphetamine ("ice" or "crank"), Meth.....	1	0.00
339 = Amphetamines, otherwise unspecified.....	1	0.00
348 = Crystal.....	1	0.00
374 = Christmas tree(s).....	1	0.00
423 = Percocet.....	1	0.00
465 = Fentanyl.....	1	0.00
501 = Gasoline or lighter fluids.....	2	0.00
508 = Nitrous oxide, "whippits," dentist gas.....	1	0.00
592 = Computer air duster, computer cleaner, dust-off.....	1	0.00
601 = LSD ("acid").....	11	0.02
603 = Mescaline.....	1	0.00
604 = Psilocybin (mushrooms), sclerotia, shrooms.....	7	0.01
605 = PCP ("angel dust," phencyclidine).....	1	0.00
606 = "Ecstasy" (MDMA), X-TC, "X".....	2	0.00
607 = OTHER Hallucinogen, NOT OTHERWISE SPECIFIED.....	11	0.02
609 = Jimson weed.....	1	0.00
614 = MDA, Methylenedioxy amphetamine.....	2	0.00
616 = DET, Dimethyltryptamine, DMT.....	1	0.00
617 = Morning glory seeds, morning glory tendrils, ricea.....	2	0.00
618 = Acid paper, blotter (acid).....	1	0.00
636 = DOM, STP.....	1	0.00
639 = Nutmeg, Mace.....	1	0.00
698 = 2C-B, Bromo mescaline, Nexus.....	10	0.02
701 = OTHER Opiates, NOT OTHERWISE SPECIFIED.....	1	0.00
703 = Opium, otherwise unspecified.....	1	0.00
805 = Cocaine, coca, cocaina, coke, perico.....	1	0.00
829 = Robitussin DM <OTC>.....	1	0.00
900 = Not a drug.....	1	0.00
1001 = Benadryl, Diphenhydramine <OTC>.....	9	0.02
3142 = Amphetamine analogue; otherwise unspecified.....	1	0.00
5021 = Octane booster.....	1	0.00
6029 = DXM.....	8	0.01
6031 = Strychnine.....	2	0.00
6043 = Diviner's sage, Salvia divinorum.....	1	0.00
6056 = Wet.....	1	0.00
6061 = 5-MeO-DMT.....	1	0.00
6074 = LSA.....	5	0.01
6077 = San Pedro.....	1	0.00
6083 = CCC, "Triple C," C3 <OTC>.....	1	0.00
6103 = Ayahuasca, Yahe.....	3	0.01
6114 = Molly, not otherwise specified.....	1	0.00
6126 = 2,5-Dimethoxy-4-iodophenethylamine, 2C-I.....	5	0.01
6138 = 2C-E, 2-5-Dimethoxy-4-ethyl-phenethylamine.....	10	0.02
6141 = DPT, Dipropyltryptamine, N,N-Dipropyltryptamine.....	1	0.00
6169 = 2,5-dimethoxy-4-chloroamphetamine, DOC.....	1	0.00
6171 = 4-acetoxy-N,N-dimethyltryptamine, 4-AcO-DMT.....	1	0.00
6173 = 2,5-dimethoxy-4-bromoamphetamine, DOB.....	1	0.00
6179 = 4-HO-HiPT, 4-Hydroxy-MiPT, 4-HO-MiPT.....	1	0.00
6185 = 25I-NBOMe, 2C-I-NBOMe, BOM-CI, Cimbi-5.....	7	0.01
6187 = Mugwort.....	1	0.00
6188 = 25B-NBOMe, NBOMe-2C-B.....	1	0.00
6189 = 25C-NBOMe, 2C-C-NBOMe, NBOMe-2C-C, N-Bomb.....	1	0.00
6203 = NBOMe; otherwise unspecified.....	1	0.00
6206 = Blue Egyptian lotus, blue lotus.....	1	0.00
6208 = 3-MeO-PCP, 3-Methoxyphencyclidine.....	1	0.00
6209 = 1P-LSD.....	1	0.00
6239 = 25E-NBOMe.....	1	0.00
6240 = 4-MeO-PCP, 4-Methoxyphencyclidine.....	1	0.00
8007 = Gabapentin, Neurontin.....	1	0.00
8012 = Coriciden <OTC>.....	1	0.00
8237 = Kratom.....	1	0.00
8283 = Synthetic cannabinoids (eg, K2, Spice, JWH-018).....	2	0.00
8301 = Bath salts/synthetic cathinone; otherwise unspcfd.....	1	0.00
8368 = alpha-PVP, alpha-Pyrrolidinopentiophenone.....	1	0.00
8389 = CBD/hemp oil/edibles/vape (not marijuana) <OTC>.....	1	0.00
9985 = BAD DATA Logically assigned.....	14	0.02
9991 = NEVER USED HALLUCINOGENS.....	49509	83.82
9997 = REFUSED.....	16	0.03
9998 = BLANK (NO ANSWER).....	557	0.94
9999 = LEGITIMATE SKIP.....	8825	14.94

HALLUCINOGENS

(LS01SC3)
HALLUCOT3

Len : 4 OTHER HALLUCINOGEN - SPECIFY 3

	Freq	Pct
322 = Methamphetamine ("ice" or "crank"), Meth.....	1	0.00
501 = Gasoline or lighter fluids.....	1	0.00
520 = Old paint, paint.....	1	0.00
601 = LSD ("acid").....	2	0.00
604 = Psilocybin (mushrooms), sclerotia, shrooms.....	1	0.00
605 = PCP ("angel dust," phencyclidine).....	1	0.00
607 = OTHER Hallucinogen, NOT OTHERWISE SPECIFIED.....	5	0.01
614 = MDA, Methylenedioxy amphetamine.....	1	0.00
617 = Morning glory seeds, morning glory tendrils, ricea.....	1	0.00
639 = Nutmeg, Mace.....	1	0.00
698 = 2C-B, Bromo mescaline, Nexus.....	4	0.01
4046 = Oxycodone.....	2	0.00
6074 = LSA.....	4	0.01
6077 = San Pedro.....	1	0.00
6103 = Ayahuasca, Yahe.....	1	0.00
6112 = 2C-T-2.....	1	0.00
6126 = 2,5-Dimethoxy-4-iodophenethylamine, 2C-I.....	2	0.00
6138 = 2C-E, 2-5-Dimethoxy-4-ethyl-phenethylamine.....	4	0.01
6169 = 2,5-dimethoxy-4-chloroamphetamine, DOC.....	1	0.00
6182 = 2C-P, 4-Propyl-2,5-dimethoxyphenethylamine.....	1	0.00
6188 = 25B-NBOMe, NBOMe-2C-B.....	1	0.00
6189 = 25C-NBOMe, 2C-C-NBOMe, NBOMe-2C-C, N-Bomb.....	1	0.00
6206 = Blue Egyptian lotus, blue lotus.....	1	0.00
6209 = 1P-LSD.....	1	0.00
6222 = Jekem, Jenkem.....	1	0.00
6225 = DCK, Deschloroketamine.....	1	0.00
6242 = Chia sprouts.....	1	0.00
8127 = Damiana <OTC>.....	1	0.00
8283 = Synthetic cannabinoids (eg, K2, Spice, JWH-018).....	2	0.00
8301 = Bath salts/synthetic cathinone; otherwise unspcfd.....	2	0.00
8315 = Synthetic cannabis/cannabinoid, otherwise unspcfd.....	1	0.00
9985 = BAD DATA Logically assigned.....	6	0.01
9991 = NEVER USED HALLUCINOGENS.....	49509	83.82
9997 = REFUSED.....	12	0.02
9998 = BLANK (NO ANSWER).....	668	1.13
9999 = LEGITIMATE SKIP.....	8825	14.94

(LS01SC4)
HALLUCOT4

Len : 4 OTHER HALLUCINOGEN - SPECIFY 4

	Freq	Pct
504 = Shoeshine liquid, glue, or toluene.....	1	0.00
605 = PCP ("angel dust," phencyclidine).....	1	0.00
607 = OTHER Hallucinogen, NOT OTHERWISE SPECIFIED.....	2	0.00
614 = MDA, Methylenedioxy amphetamine.....	1	0.00
639 = Nutmeg, Mace.....	1	0.00
702 = Heroin.....	1	0.00
829 = Robitussin DM <OTC>.....	1	0.00
3127 = 4-FMA, 4-Fluoromethamphetamine.....	1	0.00
6029 = DXM.....	1	0.00
6077 = San Pedro.....	1	0.00
6103 = Ayahuasca, Yahe.....	1	0.00
6126 = 2,5-Dimethoxy-4-iodophenethylamine, 2C-I.....	1	0.00
6130 = 5-MeO-DIPT, foxy methoxy.....	1	0.00
6138 = 2C-E, 2-5-Dimethoxy-4-ethyl-phenethylamine.....	1	0.00
6185 = 25I-NBOMe, 2C-I-NBOMe, BOM-CI, Cimbi-5.....	1	0.00
6189 = 25C-NBOMe, 2C-C-NBOMe, NBOMe-2C-C, N-Bomb.....	1	0.00
6217 = 25D-NBOMe.....	1	0.00
6243 = Sex-enhancement hallucinogen; otherwise unspecified.....	1	0.00
9985 = BAD DATA Logically assigned.....	3	0.01
9991 = NEVER USED HALLUCINOGENS.....	49509	83.82
9997 = REFUSED.....	13	0.02
9998 = BLANK (NO ANSWER).....	700	1.19
9999 = LEGITIMATE SKIP.....	8825	14.94

HALLUCINOGENS

(LS01SC5)
HALLUCOT5

Len : 4 OTHER HALLUCINOGEN - SPECIFY 5

	Freq	Pct
322 = Methamphetamine ("ice" or "crank"), Meth.....	1	0.00
511 = Markers, felt-tip pens, ink pens.....	1	0.00
601 = LSD ("acid").....	1	0.00
605 = PCP ("angel dust," phencyclidine).....	1	0.00
607 = OTHER Hallucinogen, NOT OTHERWISE SPECIFIED.....	3	0.01
1001 = Benadryl, Diphenhydramine <OTC>.....	1	0.00
6103 = Ayahuasca, Yahe.....	1	0.00
6188 = 25B-NBOMe, NBOMe-2C-B.....	1	0.00
6192 = 5-MeO-MiPT.....	1	0.00
9985 = BAD DATA Logically assigned.....	1	0.00
9991 = NEVER USED HALLUCINOGENS.....	49509	83.82
9997 = REFUSED.....	12	0.02
9998 = BLANK (NO ANSWER).....	711	1.20
9999 = LEGITIMATE SKIP.....	8825	14.94

(DMTAMTFXY, ECSTMOLLY, HALLUCOTH, KETMINESK, LSD, MESC, PCP, PEYOTE, PSILCY, SALVIADIV)
HALLUCEVR

Len : 2 EVER USED HALLUCINOGENS

	Freq	Pct
1 = Yes.....	9339	15.81
91 = NEVER USED HALLUCINOGENS.....	49509	83.82
97 = REFUSED.....	2	0.00
98 = BLANK (NO ANSWER).....	219	0.37

How old were you the first time you used [LSFILL]?

(LS02)
HALLUCAGE

Len : 3 AGE WHEN FIRST USED HALLUCINOGENS

	Freq	Pct
RANGE = 1 - 73.....	9207	15.59
985 = BAD DATA Logically assigned.....	19	0.03
991 = NEVER USED HALLUCINOGENS.....	49509	83.82
994 = DON'T KNOW.....	75	0.13
997 = REFUSED.....	40	0.07
998 = BLANK (NO ANSWER).....	219	0.37

Did you first use [LSFILL] in [CURRENT YEAR - 1] or [CURRENT YEAR]?

Did you first use [LSFILL] in [CURRENT YEAR - 2] or [CURRENT YEAR - 1]?

In what month in [CURRENT YEAR] did you first use [LSFILL]?

(LS03A, LS03B, LS03C)
HALLUCYFU

Len : 4 YEAR OF FIRST HALLUCINOGEN USE - RECODE

	Freq	Pct
RANGE = 2020 - 2022.....	706	1.20
9985 = BAD DATA Logically assigned.....	54	0.09
9989 = LEGITIMATE SKIP Logically assigned.....	138	0.23
9991 = NEVER USED HALLUCINOGENS.....	49509	83.82
9994 = DON'T KNOW.....	82	0.14
9997 = REFUSED.....	42	0.07
9998 = BLANK (NO ANSWER).....	219	0.37
9999 = LEGITIMATE SKIP.....	8319	14.08

HALLUCINOGENS

In what month in [CURRENT YEAR] did you first use [LSFILL]?

In what month in [YEAR FROM LS03a or LS03b] did you first use [LSFILL]?

(LS03C, LS03D)

HALLUCMFU

Len : 2 MONTH OF FIRST HALLUCINOGEN USE - RECODE

	Freq	Pct
1 = January.....	55	0.09
2 = February.....	50	0.08
3 = March.....	67	0.11
4 = April.....	49	0.08
5 = May.....	49	0.08
6 = June.....	58	0.10
7 = July.....	76	0.13
8 = August.....	60	0.10
9 = September.....	64	0.11
10 = October.....	42	0.07
11 = November.....	56	0.09
12 = December.....	49	0.08
85 = BAD DATA Logically assigned.....	54	0.09
89 = LEGITIMATE SKIP Logically assigned.....	138	0.23
91 = NEVER USED HALLUCINOGENS.....	49509	83.82
94 = DON'T KNOW.....	110	0.19
97 = REFUSED.....	45	0.08
98 = BLANK (NO ANSWER).....	219	0.37
99 = LEGITIMATE SKIP.....	8319	14.08

How long has it been since you last used [LSFILL]?

(LSLAST, LSRECDK, LSRECRE)

HALLUCREC

Len : 2 TIME SINCE LAST USED HALLUCINOGENS

	Freq	Pct
1 = Within the past 30 days.....	563	0.95
2 = More than 30 days ago but within the past 12 mos.....	1553	2.63
3 = More than 12 months ago.....	7031	11.90
8 = Used at some point in the past 12 mos LOG ASSN.....	54	0.09
9 = Used at some point in lifetime LOG ASSN.....	99	0.17
11 = Used in the past 30 days LOGICALLY ASSIGNED.....	26	0.04
12 = Used >30 days ago but within pst 12 mos LOG ASSN.....	13	0.02
91 = NEVER USED HALLUCINOGENS.....	49509	83.82
97 = REFUSED.....	2	0.00
98 = BLANK (NO ANSWER).....	219	0.37

(TOTHALL)

HALLUCYFQ

Len : 3 TOTAL # OF DAYS USED HALLUCINOGENS IN PAST 12 MOS

	Freq	Pct
RANGE = 1 - 365.....	2145	3.63
985 = BAD DATA Logically assigned.....	14	0.02
991 = NEVER USED HALLUCINOGENS.....	49509	83.82
993 = DID NOT USE HALLUCINOGENS IN THE PAST 12 MOS.....	7031	11.90
994 = DON'T KNOW.....	11	0.02
997 = REFUSED.....	8	0.01
998 = BLANK (NO ANSWER).....	351	0.59

HALTOTFG

Len : 2 TRIMMING INDICATOR FOR HALLUCYFQ

	Freq	Pct
2 = Trimmed relative to the 30-day freq.....	3	0.01
98 = BLANK (NO ANSWER).....	59066	99.99

HALFQFLG

Len : 2 TRIMMED HALLUCYFQ IF R USED < 12 MOS

	Freq	Pct
1 = Trimmed to be consistent with mo/yr of 1st use.....	64	0.11
98 = BLANK (NO ANSWER).....	59005	99.89

HALLUCINOGENS

Now think about the past 12 months, from [DATEFILL] through today. We want to know how many days you've used [LSFILL] during the past 12 months.

What would be the easiest way for you to tell us how many days you've used it?

(LSFRAME3, LSFRAME4, LSFRAME5, LSFRAME6)

HALLEASWY

Len : 2 EASIEST WAY TO TELL US # DAYS USED HALLUCINOGEN

	Freq	Pct
1 = Prefer to answer in days per week.....	153	0.26
2 = Prefer to answer in days per month.....	284	0.48
3 = Prefer to answer in days per year.....	1708	2.89
12 = Prefer to ans in days per mo LOG ASSN.....	1	0.00
13 = Prefer to ans in days per yr LOG ASSN.....	8	0.01
85 = BAD DATA Logically assigned.....	14	0.02
91 = NEVER USED HALLUCINOGENS.....	49509	83.82
93 = DID NOT USE HALLUCINOGENS IN THE PAST 12 MOS.....	7031	11.90
94 = DON'T KNOW.....	6	0.01
97 = REFUSED.....	4	0.01
98 = BLANK (NO ANSWER).....	351	0.59

On how many days in the past 12 months did you use [LSFILL]?

(LSYRAV2, LSYRAV3, LSYRAV4, LSYRAVE)

HALLDYSYR

Len : 3 # DAYS USED HALLUCINOGEN PAST 12 MONTHS

	Freq	Pct
RANGE = 1 - 365.....	1719	2.91
985 = BAD DATA Logically assigned.....	9	0.02
989 = LEGITIMATE SKIP Logically assigned.....	1	0.00
991 = NEVER USED HALLUCINOGENS.....	49509	83.82
993 = DID NOT USE HALLUCINOGENS IN THE PAST 12 MOS.....	7031	11.90
994 = DON'T KNOW.....	6	0.01
997 = REFUSED.....	6	0.01
998 = BLANK (NO ANSWER).....	351	0.59
999 = LEGITIMATE SKIP.....	437	0.74

On average, how many days did you use [LSFILL] each month during the past 12 months?

(LSMONAV2, LSMONAV3, LSMONAV4, LSMONAVE)

HALLDYPMO

Len : 2 # DAYS PER MONTH USED HALLUCINOGEN PAST 12 MONTHS

	Freq	Pct
RANGE = 1 - 30.....	285	0.48
85 = BAD DATA Logically assigned.....	3	0.01
91 = NEVER USED HALLUCINOGENS.....	49509	83.82
93 = DID NOT USE HALLUCINOGENS IN THE PAST 12 MOS.....	7031	11.90
94 = DON'T KNOW.....	6	0.01
97 = REFUSED.....	6	0.01
98 = BLANK (NO ANSWER).....	362	0.61
99 = LEGITIMATE SKIP.....	1867	3.16

On average, how many days did you use [LSFILL] each week during the past 12 months?

(LSWKAV2, LSWKAV3, LSWKAV4, LSWKAVE)

HALLDYPWK

Len : 2 # DAYS PER WEEK USED HALLUCINOGEN PAST 12 MONTHS

	Freq	Pct
RANGE = 1 - 7.....	146	0.25
85 = BAD DATA Logically assigned.....	6	0.01
91 = NEVER USED HALLUCINOGENS.....	49509	83.82
93 = DID NOT USE HALLUCINOGENS IN THE PAST 12 MOS.....	7031	11.90
94 = DON'T KNOW.....	11	0.02
97 = REFUSED.....	8	0.01
98 = BLANK (NO ANSWER).....	359	0.61
99 = LEGITIMATE SKIP.....	1999	3.38

HALLUCINOGENS

Think specifically about the past 30 days, from [DATEFILL] up to and including today. During the past 30 days, on how many days did you use [LSFILL]?

(LS04, LS30, LS31, LS32)

HALLUC30N

Len : 2 # DAYS USED HALLUCINOGEN PAST 30 DAYS

	Freq	Pct
RANGE = 1 - 30	564	0.95
85 = BAD DATA Logically assigned	37	0.06
91 = NEVER USED HALLUCINOGENS	49509	83.82
93 = DID NOT USE HALLUCINOGENS IN THE PAST 30 DAYS	8597	14.55
94 = DON'T KNOW	2	0.00
97 = REFUSED	1	0.00
98 = BLANK (NO ANSWER)	359	0.61

What is your best estimate of the number of days you used [LSFILL] during the past 30 days?

(LS04DKRE, LS30DKRE, LS31DKRE, LS32DKRE)

HALLUC30E

Len : 2 BEST EST. # DAYS USED HALLUCINOGENS PAST 30 DAYS

	Freq	Pct
1 = 1 or 2 days	1	0.00
85 = BAD DATA Logically assigned	2	0.00
91 = NEVER USED HALLUCINOGENS	49509	83.82
93 = DID NOT USE HALLUCINOGENS IN THE PAST 30 DAYS	8597	14.55
94 = DON'T KNOW	1	0.00
97 = REFUSED	1	0.00
98 = BLANK (NO ANSWER)	394	0.67
99 = LEGITIMATE SKIP	564	0.95

Now think only about LSD. How old were you the first time you used LSD?

(LS05)

LSDAGE

Len : 3 AGE WHEN FIRST USED LSD

	Freq	Pct
RANGE = 1 - 55	5414	9.17
985 = BAD DATA Logically assigned	7	0.01
991 = NEVER USED LSD	53518	90.60
994 = DON'T KNOW	46	0.08
997 = REFUSED	31	0.05
998 = BLANK (NO ANSWER).....	53	0.09

Did you first use LSD in [CURRENT YEAR - 1] or [CURRENT YEAR]?

Did you first use LSD in [CURRENT YEAR - 2] OR [CURRENT YEAR - 1]?

In what month in [CURRENT YEAR] did you first use LSD?

(LS06, LS07, LS08)

LSDYFU

Len : 4 YEAR OF FIRST LSD USE - RECODE

	Freq	Pct
RANGE = 2020 - 2022	282	0.48
9985 = BAD DATA Logically assigned	22	0.04
9989 = LEGITIMATE SKIP Logically assigned	12	0.02
9991 = NEVER USED LSD	53518	90.60
9994 = DON'T KNOW	48	0.08
9997 = REFUSED	31	0.05
9998 = BLANK (NO ANSWER).....	57	0.10
9999 = LEGITIMATE SKIP	5099	8.63

HALLUCINOGENS

In what month in [CURRENT YEAR] did you first use LSD?

In what month in [YEAR FROM LS06 or LS07] did you first use LSD?

(LS08, LS09)

LSDMFU

Len : 2 MONTH OF FIRST LSD USE - RECODE

	Freq	Pct
1 = January.....	24	0.04
2 = February.....	19	0.03
3 = March.....	27	0.05
4 = April.....	22	0.04
5 = May.....	20	0.03
6 = June.....	27	0.05
7 = July.....	30	0.05
8 = August.....	28	0.05
9 = September.....	22	0.04
10 = October.....	11	0.02
11 = November.....	20	0.03
12 = December.....	20	0.03
85 = BAD DATA Logically assigned.....	21	0.04
89 = LEGITIMATE SKIP Logically assigned.....	12	0.02
91 = NEVER USED LSD.....	53518	90.60
94 = DON'T KNOW.....	57	0.10
97 = REFUSED.....	33	0.06
98 = BLANK (NO ANSWER).....	59	0.10
99 = LEGITIMATE SKIP.....	5099	8.63

How long has it been since you last used LSD?

(LS10)

LSDREC

Len : 2 TIME SINCE LAST USED LSD

	Freq	Pct
1 = Within the past 30 days.....	119	0.20
2 = More than 30 days ago but within the past 12 mos.....	509	0.86
3 = More than 12 months ago.....	4814	8.15
8 = Used at some point in the past 12 mos LOG ASSN.....	8	0.01
9 = Used at some point in the lifetime LOG ASSN.....	47	0.08
91 = NEVER USED LSD.....	53518	90.60
97 = REFUSED.....	8	0.01
98 = BLANK (NO ANSWER).....	46	0.08

Now think only about PCP. How old were you the first time you used PCP?

(LS11)

PCPAGE

Len : 3 AGE WHEN FIRST USED PCP

	Freq	Pct
RANGE = 5 - 57.....	795	1.35
991 = NEVER USED PCP.....	58205	98.54
994 = DON'T KNOW.....	15	0.03
997 = REFUSED.....	7	0.01
998 = BLANK (NO ANSWER).....	47	0.08

Did you first use PCP in [CURRENT YEAR - 1] or [CURRENT YEAR]?

Did you first use PCP in [CURRENT YEAR - 2] OR [CURRENT YEAR - 1]?

In what month in [CURRENT YEAR] did you first use PCP?

(LS12, LS13, LS14)

PCPYFU

Len : 4 YEAR OF FIRST PCP USE - RECODE

	Freq	Pct
RANGE = 2020 - 2022.....	16	0.03
9985 = BAD DATA Logically assigned.....	1	0.00
9989 = LEGITIMATE SKIP Logically assigned.....	3	0.01
9991 = NEVER USED PCP.....	58205	98.54
9994 = DON'T KNOW.....	14	0.02
9997 = REFUSED.....	7	0.01
9998 = BLANK (NO ANSWER).....	48	0.08
9999 = LEGITIMATE SKIP.....	775	1.31

HALLUCINOGENS

In what month in [CURRENT YEAR] did you first use PCP?

In what month in [YEAR FROM LS12 or LS13] did you first use PCP?

(LS14, LS15)

PCPMFU

Len : 2 MONTH OF FIRST PCP USE - RECODE

	Freq	Pct
1 = January.....	1	0.00
2 = February.....	1	0.00
3 = March.....	2	0.00
5 = May.....	2	0.00
6 = June.....	1	0.00
8 = August.....	1	0.00
9 = September.....	2	0.00
11 = November.....	2	0.00
12 = December.....	2	0.00
85 = BAD DATA Logically assigned.....	1	0.00
89 = LEGITIMATE SKIP Logically assigned.....	3	0.01
91 = NEVER USED PCP.....	58205	98.54
94 = DON'T KNOW.....	16	0.03
97 = REFUSED.....	7	0.01
98 = BLANK (NO ANSWER).....	48	0.08
99 = LEGITIMATE SKIP.....	775	1.31

How long has it been since you last used PCP?

(LS16)

PCPREC

Len : 2 TIME SINCE LAST USED PCP

	Freq	Pct
1 = Within the past 30 days.....	10	0.02
2 = More than 30 days ago but within the past 12 mos.....	22	0.04
3 = More than 12 months ago.....	770	1.30
8 = Used at some point in the past 12 mos LOG ASSN.....	1	0.00
9 = Used at some point in the lifetime LOG ASSN.....	9	0.02
91 = NEVER USED PCP.....	58205	98.54
97 = REFUSED.....	5	0.01
98 = BLANK (NO ANSWER).....	47	0.08

Now think only about 'Ecstasy' or 'Molly.' How old were you the first time you used 'Ecstasy' or 'Molly,' also known as MDMA?

(LS17)

ECSTMOAGE

Len : 3 AGE WHEN FIRST USED ECSTASY OR MOLLY

	Freq	Pct
RANGE = 6 - 67.....	4633	7.84
985 = BAD DATA Logically assigned.....	7	0.01
991 = NEVER USED ECSTASY OR MOLLY.....	54335	91.99
994 = DON'T KNOW.....	21	0.04
997 = REFUSED.....	12	0.02
998 = BLANK (NO ANSWER).....	61	0.10

Did you first use 'Ecstasy' or 'Molly' in [CURRENT YEAR - 1] or [CURRENT YEAR]?

Did you first use 'Ecstasy' or 'Molly' in [CURRENT YEAR - 2] or [CURRENT YEAR - 1]?

In what month in [CURRENT YEAR] did you first use 'Ecstasy' or 'Molly'?

(LS18, LS19, LS20)

ECSTMOYFU

Len : 4 YEAR OF FIRST ECSTASY OR MOLLY USE - RECODE

	Freq	Pct
RANGE = 2020 - 2022.....	220	0.37
9985 = BAD DATA Logically assigned.....	17	0.03
9989 = LEGITIMATE SKIP Logically assigned.....	7	0.01
9991 = NEVER USED ECSTASY OR MOLLY.....	54335	91.99
9994 = DON'T KNOW.....	23	0.04
9997 = REFUSED.....	12	0.02
9998 = BLANK (NO ANSWER).....	70	0.12
9999 = LEGITIMATE SKIP.....	4385	7.42

HALLUCINOGENS

In what month in [CURRENT YEAR] did you first use 'Ecstasy' or 'Molly'?

In what month in [YEAR FROM LS18 or LS19] did you first use 'Ecstasy' or 'Molly'?

(LS20, LS21)

ECSTMOMFU

Len : 2 MONTH OF FIRST ECSTASY OR MOLLY USE - RECODE

	Freq	Pct
1 = January.....	17	0.03
2 = February.....	12	0.02
3 = March.....	23	0.04
4 = April.....	14	0.02
5 = May.....	18	0.03
6 = June.....	22	0.04
7 = July.....	16	0.03
8 = August.....	14	0.02
9 = September.....	25	0.04
10 = October.....	17	0.03
11 = November.....	13	0.02
12 = December.....	13	0.02
85 = BAD DATA Logically assigned.....	19	0.03
89 = LEGITIMATE SKIP Logically assigned.....	7	0.01
91 = NEVER USED ECSTASY OR MOLLY.....	54335	91.99
94 = DON'T KNOW.....	31	0.05
97 = REFUSED.....	18	0.03
98 = BLANK (NO ANSWER).....	70	0.12
99 = LEGITIMATE SKIP.....	4385	7.42

How long has it been since you last used 'Ecstasy' or 'Molly,' also known as MDMA?

(LS22)

ECSTMOREC

Len : 2 TIME SINCE LAST USED ECSTASY OR MOLLY

	Freq	Pct
1 = Within the past 30 days.....	110	0.19
2 = More than 30 days ago but within the past 12 mos.....	417	0.71
3 = More than 12 months ago.....	4100	6.94
8 = Used at some point in the past 12 mos LOG ASSN.....	6	0.01
9 = Used at some point in the lifetime LOG ASSN.....	36	0.06
91 = NEVER USED ECSTASY OR MOLLY.....	54335	91.99
97 = REFUSED.....	7	0.01
98 = BLANK (NO ANSWER).....	58	0.10

How long has it been since you last used Ketamine?

(LS33)

KETMINREC

Len : 2 TIME SINCE LAST USED KETAMINE

	Freq	Pct
1 = Within the past 30 days.....	53	0.09
2 = More than 30 days ago but within the past 12 mos.....	124	0.21
3 = More than 12 months ago.....	860	1.46
8 = Used at some point in the past 12 mos LOG ASSN.....	3	0.01
9 = Used at some point in the lifetime LOG ASSN.....	9	0.02
91 = NEVER USED KETAMINE.....	57939	98.09
97 = REFUSED.....	9	0.02
98 = BLANK (NO ANSWER).....	72	0.12

How long has it been since you last used DMT, AMT or Foxy?

(LS34)

DAMTFXREC

Len : 2 TIME SINCE LAST USED DMT/AMT/FOXY

	Freq	Pct
1 = Within the past 30 days.....	27	0.05
2 = More than 30 days ago but within the past 12 mos.....	99	0.17
3 = More than 12 months ago.....	767	1.30
8 = Used at some point in the past 12 mos LOG ASSN.....	1	0.00
9 = Used at some point in the lifetime LOG ASSN.....	13	0.02
12 = Used >30 days ago but within pst 12 mos LOG ASSN.....	1	0.00
91 = NEVER USED DMT/AMT/FOXY.....	58068	98.31
97 = REFUSED.....	9	0.02
98 = BLANK (NO ANSWER).....	84	0.14

HALLUCINOGENS

How long has it been since you last used Salvia divinorum?

(LS35)

SALVIAREC

Len : 2 TIME SINCE LAST USED SALVIA DIVINORUM

	Freq	Pct
1 = Within the past 30 days.....	3	0.01
2 = More than 30 days ago but within the past 12 mos	29	0.05
3 = More than 12 months ago	1067	1.81
8 = Used at some point in the past 12 mos LOG ASSN.....	1	0.00
9 = Used at some point in the lifetime LOG ASSN.....	5	0.01
12 = Used >30 days ago but within pst 12 mos LOG ASSN.....	3	0.01
91 = NEVER USED SALVIA DIVINORUM	57862	97.96
97 = REFUSED	6	0.01
98 = BLANK (NO ANSWER)	93	0.16

INHALANTS

INHALANTS

These next questions are about liquids, sprays, and gases that people sniff or inhale to get high or to make them feel good.

We are not interested in times when you inhaled a substance accidentally — such as when painting, cleaning an oven, or filling a car with gasoline. The questions use the word ‘inhalant’ to include all the things listed below, as well as any other substances that people sniff or inhale for kicks or to get high. Take a moment to look at the substances listed below so you know what kinds of liquids, sprays, and gases these questions are about.

- Amyl nitrite, 'poppers,' locker room odorizers, or 'rush'
- Correction fluid, degreaser, or cleaning fluid
- Gasoline or lighter fluid
- Glue, shoe polish, or toluene
- Halothane, ether, or other anesthetics
- Lacquer thinner, or other paint solvents
- Lighter gases, such as butane or propane
- Nitrous oxide or 'whippits'
- Felt-tip pens, felt-tip markers, or magic markers
- Spray paints
- Computer keyboard cleaner, also known as air duster
- Other aerosol sprays

Have you ever, even once, inhaled amyl nitrite, 'poppers,' locker room odorizers, or 'rush' for kicks or to get high?

(IN01A)

AMYLNIT

Len : 2 EVER INHALED AMYL NITRITE, 'POPPERS,' RUSH, ETC.

	Freq	Pct
1 = Yes.....	1291	2.19
2 = No.....	4481	7.59
3 = Yes LOGICALLY ASSIGNED.....	2	0.00
85 = BAD DATA Logically assigned.....	2	0.00
91 = NEVER USED INHALANTS.....	53243	90.14
94 = DON'T KNOW.....	43	0.07
97 = REFUSED.....	7	0.01

Have you ever, even once, inhaled correction fluid, degreaser, or cleaning fluid for kicks or to get high?

(IN01B)

CLEFLU

Len : 2 EVER INHALED CORRECTION FLUID, DEGREASER, ETC.

	Freq	Pct
1 = Yes.....	364	0.62
2 = No.....	5417	9.17
3 = Yes LOGICALLY ASSIGNED.....	2	0.00
85 = BAD DATA Logically assigned.....	2	0.00
91 = NEVER USED INHALANTS.....	53243	90.14
94 = DON'T KNOW.....	33	0.06
97 = REFUSED.....	8	0.01

Have you ever, even once, inhaled gasoline or lighter fluid for kicks or to get high?

(IN01C)

GAS

Len : 2 EVER INHALED GASOLINE OR LIGHTER FLUID

	Freq	Pct
1 = Yes.....	735	1.24
2 = No.....	5053	8.55
3 = Yes LOGICALLY ASSIGNED.....	1	0.00
85 = BAD DATA Logically assigned.....	2	0.00
91 = NEVER USED INHALANTS.....	53243	90.14
94 = DON'T KNOW.....	24	0.04
97 = REFUSED.....	11	0.02

INHALANTS

Have you ever, even once, inhaled glue, shoe polish, or toluene for kicks or to get high?

(IN01D)
GLUE

Len : 2 EVER INHALED GLUE, SHOE POLISH, OR TOLUENE

	Freq	Pct
1 = Yes.....	698	1.18
2 = No.....	5083	8.61
3 = Yes LOGICALLY ASSIGNED.....	4	0.01
85 = BAD DATA Logically assigned.....	2	0.00
91 = NEVER USED INHALANTS.....	53243	90.14
94 = DON'T KNOW.....	30	0.05
97 = REFUSED.....	9	0.02

Have you ever, even once, inhaled halothane, ether, or other anesthetics for kicks or to get high?

(IN01E)
ETHER

Len : 2 EVER INHALED HALOTHANE, ETHER, OR OTHER ANESTHETIC

	Freq	Pct
1 = Yes.....	181	0.31
2 = No.....	5611	9.50
85 = BAD DATA Logically assigned.....	2	0.00
91 = NEVER USED INHALANTS.....	53243	90.14
94 = DON'T KNOW.....	28	0.05
97 = REFUSED.....	4	0.01

Have you ever, even once, inhaled lacquer thinner or other paint solvents for kicks or to get high?

(IN01F)
SOLVENT

Len : 2 EVER INHALED LACQUER THINNER, OTHER PAINT SOLVENTS

	Freq	Pct
1 = Yes.....	306	0.52
2 = No.....	5497	9.31
85 = BAD DATA Logically assigned.....	2	0.00
91 = NEVER USED INHALANTS.....	53243	90.14
94 = DON'T KNOW.....	18	0.03
97 = REFUSED.....	3	0.01

Have you ever, even once, inhaled lighter gases, such as butane or propane for kicks or to get high?

(IN01G)
LGAS

Len : 2 EVER INHALED LIGHTER GASES (BUTANE, PROPANE)

	Freq	Pct
1 = Yes.....	215	0.36
2 = No.....	5594	9.47
85 = BAD DATA Logically assigned.....	2	0.00
91 = NEVER USED INHALANTS.....	53243	90.14
94 = DON'T KNOW.....	10	0.02
97 = REFUSED.....	5	0.01

Have you ever, even once, inhaled nitrous oxide or 'whippits' for kicks or to get high?

(IN01H)
NITOXID

Len : 2 EVER INHALED NITROUS OXIDE OR 'WHIPPITS'

	Freq	Pct
1 = Yes.....	2505	4.24
2 = No.....	3295	5.58
85 = BAD DATA Logically assigned.....	2	0.00
91 = NEVER USED INHALANTS.....	53243	90.14
94 = DON'T KNOW.....	21	0.04
97 = REFUSED.....	3	0.01

INHALANTS

Have you ever, even once, inhaled felt-tip pens, felt-tip markers, or magic markers for kicks or to get high?

(IN01HI)

FELTMARKR

Len : 2 EVER INHALED FELT-TIP PENS/MARKERS

	Freq	Pct
1 = Yes.....	2046	3.46
2 = No.....	3709	6.28
3 = Yes LOGICALLY ASSIGNED.....	4	0.01
85 = BAD DATA Logically assigned.....	2	0.00
91 = NEVER USED INHALANTS.....	53243	90.14
94 = DON'T KNOW.....	54	0.09
97 = REFUSED.....	11	0.02

Have you ever, even once, inhaled spray paints for kicks or to get high?

(IN01I)

SPPAINT

Len : 2 EVER INHALED SPRAY PAINTS

	Freq	Pct
1 = Yes.....	495	0.84
2 = No.....	5312	8.99
85 = BAD DATA Logically assigned.....	2	0.00
91 = NEVER USED INHALANTS.....	53243	90.14
94 = DON'T KNOW.....	15	0.03
97 = REFUSED.....	2	0.00

Have you ever, even once, inhaled computer keyboard cleaner, also known as air duster, for kicks or to get high?

(IN01II)

AIRDUSTER

Len : 2 EVER INHALED COMPUTER KEYBOARD CLEANER/AIR DUSTER

	Freq	Pct
1 = Yes.....	715	1.21
2 = No.....	5097	8.63
85 = BAD DATA Logically assigned.....	2	0.00
91 = NEVER USED INHALANTS.....	53243	90.14
94 = DON'T KNOW.....	11	0.02
97 = REFUSED.....	1	0.00

Have you ever, even once, inhaled some other aerosol spray for kicks or to get high?

(IN01J)

OTHAEROS

Len : 2 EVER INHALED OTHER AEROSOL SPRAYS

	Freq	Pct
1 = Yes.....	307	0.52
2 = No.....	5489	9.29
3 = Yes LOGICALLY ASSIGNED.....	3	0.01
85 = BAD DATA Logically assigned.....	2	0.00
91 = NEVER USED INHALANTS.....	53243	90.14
94 = DON'T KNOW.....	22	0.04
97 = REFUSED.....	3	0.01

Have you ever, even once used any other inhalants for kicks or to get high besides the ones that have been listed?

(IN01L)

INHALOTH

Len : 2 EVER USED OTHER INHALANTS

	Freq	Pct
1 = Yes.....	215	0.36
2 = No.....	5568	9.43
85 = BAD DATA Logically assigned.....	2	0.00
91 = NEVER USED INHALANTS.....	53243	90.14
94 = DON'T KNOW.....	36	0.06
97 = REFUSED.....	5	0.01

INHALANTS

(IN01SCI)
 INHALOT1

Len : 4 OTHER INHALANT - SPECIFY 1

	Freq	Pct
377 = Albuterol.....	3	0.01
501 = Gasoline or lighter fluids.....	6	0.01
503 = Other aerosol sprays.....	16	0.03
504 = Shoeshine liquid, glue, or toluene.....	5	0.01
505 = Lacquer thinner or other paint solvents.....	1	0.00
506 = Amyl nitrite,"poppers,"locker room odorizer,"rush".....	9	0.02
508 = Nitrous oxide, "whippits," dentist gas.....	3	0.01
510 = OTHER Inhalant, NOT OTHERWISE SPECIFIED.....	24	0.04
511 = Markers, felt-tip pens, ink pens.....	8	0.01
512 = Incense.....	1	0.00
516 = CHC, chlorofluorocarbon, freon, refrigerant.....	8	0.01
518 = Acetone, nail polish remover.....	6	0.01
519 = Helium.....	18	0.03
520 = Old paint, paint.....	1	0.00
521 = Propane.....	1	0.00
524 = White-Out.....	3	0.01
526 = Nail polish.....	4	0.01
528 = Whipped-cream can.....	8	0.01
529 = Moth balls.....	1	0.00
531 = Candy, powdered candy, sugar.....	1	0.00
534 = Deodorant.....	1	0.00
539 = Scotch-Gard.....	2	0.00
542 = Brasso, lens cleaner, spirits of ammonia.....	1	0.00
543 = Liquid oxygen, oxygen.....	1	0.00
548 = Cologne, isopropanol vapors, rubbing alcohol.....	6	0.01
553 = Pixie sticks.....	1	0.00
560 = Dishwashing detergent, laundry detergent, soap.....	1	0.00
586 = Carbon from empty soft drink bottle.....	1	0.00
592 = Computer air duster, computer cleaner, dust-off.....	6	0.01
594 = Starting fluid.....	1	0.00
803 = Marijuana, MarrJane, Mary Jane, MJ, pot, weed.....	3	0.01
805 = Cocaine, coca, cocaina, coke, perico.....	1	0.00
807 = Alcohol, beer, ethanol, EtOH, pink champagne.....	3	0.01
813 = Cigarettes, tobacco (type unspecified).....	1	0.00
900 = Not a drug.....	1	0.00
5021 = Octane booster.....	1	0.00
5022 = Carbon dioxide, CO2, dry ice hits, CO2 tank.....	2	0.00
5028 = Carburetor cleaner, engine cleaner.....	1	0.00
5035 = Brake cleaner.....	1	0.00
5049 = Hand sanitizer/cleaner, contents unspecified.....	7	0.01
5053 = Electrical parts cleaner, electronics cleaner.....	1	0.00
5055 = PVC.....	1	0.00
5077 = Resistol.....	1	0.00
5078 = Axe body spray.....	2	0.00
5097 = Lysol, aerosol unspecified.....	1	0.00
5098 = Axe/Axe deodorant, aerosol unspecified.....	1	0.00
5104 = Shoe cleaner, otherwise unspecified.....	1	0.00
5116 = Vinegar.....	1	0.00
5149 = Sanitizer; type unspecified.....	2	0.00
5159 = Gas/fuel cleaner/treatment.....	1	0.00
5161 = Smoke from burning wood.....	1	0.00
5162 = Mold cleaner; contents unspecified.....	1	0.00
5165 = Citric acid.....	1	0.00
5166 = Frosties.....	1	0.00
8011 = Herb, flower, plant; type unspecified.....	1	0.00
8024 = Asthma inhaler,asthma medication,bronchial dilator.....	4	0.01
8056 = Vicks VapoRub/inhaler <OTC>.....	2	0.00
8543 = Nitroglycerine.....	1	0.00
9985 = BAD DATA Logically assigned.....	16	0.03
9991 = NEVER USED INHALANTS.....	53243	90.14
9997 = REFUSED.....	11	0.02
9998 = BLANK (NO ANSWER).....	38	0.06
9999 = LEGITIMATE SKIP.....	5568	9.43

INHALANTS

(IN01SC2)
INHALOT2

Len : 4 OTHER INHALANT - SPECIFY 2

	Freq	Pct
501 = Gasoline or lighter fluids.....	1	0.00
503 = Other aerosol sprays.....	2	0.00
504 = Shoeshine liquid, glue, or toluene.....	2	0.00
505 = Lacquer thinner or other paint solvents.....	1	0.00
506 = Amyl nitrite, "poppers," locker room odorizer, "rush".....	1	0.00
510 = OTHER Inhalant, NOT OTHERWISE SPECIFIED.....	4	0.01
516 = CHC, chlorofluorocarbon, freon, refrigerant.....	1	0.00
518 = Acetone, nail polish remover.....	3	0.01
519 = Helium.....	1	0.00
526 = Nail polish.....	1	0.00
528 = Whipped-cream can.....	1	0.00
531 = Candy, powdered candy, sugar.....	1	0.00
534 = Deodorant.....	1	0.00
548 = Cologne, isopropanol vapors, rubbing alcohol.....	2	0.00
594 = Starting fluid.....	1	0.00
802 = THC, cannabinal, marinol, tetrahydrocannabinol.....	1	0.00
803 = Marijuana, MarrJane, Mary Jane, MJ, pot, weed.....	1	0.00
5044 = Powdered cleansers (e.g. Ajax, Comet, Boraxo).....	1	0.00
5049 = Hand sanitizer/cleaner, contents unspecified.....	1	0.00
5160 = Smoke from burning paper.....	1	0.00
5168 = Cigarettes coated with salt.....	1	0.00
8056 = Vicks VapoRub/inhaler <OTC>.....	1	0.00
9985 = BAD DATA Logically assigned.....	8	0.01
9991 = NEVER USED INHALANTS.....	53243	90.14
9997 = REFUSED.....	5	0.01
9998 = BLANK (NO ANSWER).....	215	0.36
9999 = LEGITIMATE SKIP.....	5568	9.43

(IN01SC3)
INHALOT3

Len : 4 OTHER INHALANT - SPECIFY 3

	Freq	Pct
510 = OTHER Inhalant, NOT OTHERWISE SPECIFIED.....	1	0.00
518 = Acetone, nail polish remover.....	1	0.00
548 = Cologne, isopropanol vapors, rubbing alcohol.....	1	0.00
5097 = Lysol, aerosol unspecified.....	1	0.00
9985 = BAD DATA Logically assigned.....	4	0.01
9991 = NEVER USED INHALANTS.....	53243	90.14
9997 = REFUSED.....	5	0.01
9998 = BLANK (NO ANSWER).....	245	0.41
9999 = LEGITIMATE SKIP.....	5568	9.43

(IN01SC4)
INHALOT4

Len : 4 OTHER INHALANT - SPECIFY 4

	Freq	Pct
548 = Cologne, isopropanol vapors, rubbing alcohol.....	1	0.00
5044 = Powdered cleansers (e.g. Ajax, Comet, Boraxo).....	1	0.00
9985 = BAD DATA Logically assigned.....	3	0.01
9991 = NEVER USED INHALANTS.....	53243	90.14
9997 = REFUSED.....	5	0.01
9998 = BLANK (NO ANSWER).....	248	0.42
9999 = LEGITIMATE SKIP.....	5568	9.43

(IN01SC5)
INHALOT5

Len : 4 OTHER INHALANT - SPECIFY 5

	Freq	Pct
9985 = BAD DATA Logically assigned.....	2	0.00
9991 = NEVER USED INHALANTS.....	53243	90.14
9997 = REFUSED.....	5	0.01
9998 = BLANK (NO ANSWER).....	251	0.42
9999 = LEGITIMATE SKIP.....	5568	9.43

INHALANTS

The answers that people give us about their use of inhalants are important to this study's success. We know that this information is personal, but remember your answers will be kept confidential.

Please think again about answering this question: Have you ever, even once, used any type of inhalant for kicks or to get high?

NOTE: This variable was coded as 1 if respondents answered yes to the above question and 91 if respondents answered the above question as no (see below). This variable also was coded as 1 if the questions corresponding to any of the following variables were answered as yes: AMYLNIT, CLEFLU, GAS, GLUE, ETHER, SOLVENT, LGAS, NITOXID, FELTMARKR, SPPAINT, AIRDUSTER, OTHAEROS, or INHALOTH. This variable also was coded as 91 if all of the above variables were coded as 91.

(AIRDUSTER, AMYLNIT, CLEFLU, ETHER, FELTMARKR, GAS, GLUE, INHALOTH, INREF, LGAS, NITOXID, OTHAEROS, SOLVENT, SPPAINT)

INHALEVER Len : 2 EVER USED INHALANTS

	Freq	Pct
1 = Yes.....	5666	9.59
91 = NEVER USED INHALANTS	53243	90.14
97 = REFUSED	1	0.00
98 = BLANK (NO ANSWER)	159	0.27

How old were you the first time you used any inhalant for kicks or to get high?

(IN02)

INHALAGE Len : 3 AGE WHEN FIRST USED INHALANTS

	Freq	Pct
RANGE = 1 - 70.....	5310	8.99
985 = BAD DATA Logically assigned	22	0.04
991 = NEVER USED INHALANTS	53243	90.14
994 = DON'T KNOW	257	0.44
997 = REFUSED	80	0.14
998 = BLANK (NO ANSWER).....	157	0.27

Did you first use an inhalant of any kind for kicks or to get high in [CURRENT YEAR - 1] or [CURRENT YEAR]?

Did you first use an inhalant of any kind for kicks or to get high in [CURRENT YEAR - 2] or [CURRENT YEAR - 1]?

In what month in [CURRENT YEAR] did you first use an inhalant of any kind for kicks or to get high?

(IN03A, IN03B, IN03C)

INHALYFU Len : 4 YEAR OF FIRST INHALANT USE - RECODE

	Freq	Pct
RANGE = 2020 - 2022	319	0.54
9985 = BAD DATA Logically assigned	40	0.07
9989 = LEGITIMATE SKIP Logically assigned	36	0.06
9991 = NEVER USED INHALANTS	53243	90.14
9994 = DON'T KNOW	260	0.44
9997 = REFUSED	81	0.14
9998 = BLANK (NO ANSWER).....	166	0.28
9999 = LEGITIMATE SKIP.....	4924	8.34

INHALANTS

In what month in [CURRENT YEAR] did you first use an inhalant of any kind for kicks or to get high?

In what month in [YEAR FROM IN03a or IN03b] did you first use an inhalant of any kind for kicks or to get high?

(IN03C, IN03D)

INHALMFU

Len : 2 MONTH OF FIRST INHALANT USE - RECODE

	Freq	Pct
1 = January.....	26	0.04
2 = February.....	33	0.06
3 = March.....	28	0.05
4 = April.....	27	0.05
5 = May.....	15	0.03
6 = June.....	35	0.06
7 = July.....	23	0.04
8 = August.....	19	0.03
9 = September.....	29	0.05
10 = October.....	30	0.05
11 = November.....	12	0.02
12 = December.....	16	0.03
85 = BAD DATA Logically assigned.....	40	0.07
89 = LEGITIMATE SKIP Logically assigned.....	36	0.06
91 = NEVER USED INHALANTS.....	53243	90.14
94 = DON'T KNOW.....	285	0.48
97 = REFUSED.....	82	0.14
98 = BLANK (NO ANSWER).....	166	0.28
99 = LEGITIMATE SKIP.....	4924	8.34

How long has it been since you last used any inhalant for kicks or to get high?

(INLAST, INRECDK, INRECRE)

INHALREC

Len : 2 TIME SINCE LAST USED INHALANTS

	Freq	Pct
1 = Within the past 30 days.....	241	0.41
2 = More than 30 days ago but within the past 12 mos.....	434	0.73
3 = More than 12 months ago.....	4859	8.23
8 = Used at some point in the past 12 mos LOG ASSN.....	16	0.03
9 = Used at some point in lifetime LOG ASSN.....	116	0.20
85 = BAD DATA Logically assigned.....	2	0.00
91 = NEVER USED INHALANTS.....	53243	90.14
97 = REFUSED.....	1	0.00
98 = BLANK (NO ANSWER).....	157	0.27

(TOTINHAL)

INHALYFQ

Len : 3 TOTAL # OF DAYS USED INHALANT PAST 12 MONTHS

	Freq	Pct
RANGE = 1 - 337.....	671	1.14
985 = BAD DATA Logically assigned.....	7	0.01
991 = NEVER USED INHALANTS.....	53243	90.14
993 = DID NOT USE INHALANTS IN THE PAST 12 MOS.....	4859	8.23
994 = DON'T KNOW.....	14	0.02
997 = REFUSED.....	2	0.00
998 = BLANK (NO ANSWER).....	273	0.46

INH TOTFG

Len : 2 TRIMMING INDICATOR FOR INHALYFQ

	Freq	Pct
2 = Trimmed relative to the 30-day freq.....	1	0.00
98 = BLANK (NO ANSWER).....	59068	100.0

INH FQFLG

Len : 2 TRIMMED INHALYFQ IF R USED < 12 MOS

	Freq	Pct
1 = Trimmed to be consistent with mo/yr of 1st use.....	49	0.08
98 = BLANK (NO ANSWER).....	59020	99.92

INHALANTS

Now think about the past 12 months, from [DATEFILL] through today. We want to know how many days you've used an inhalant of any kind for kicks or to get high during the past 12 months.

What would be the easiest way for you to tell us how many days you've done this?

(INFRAME3)
INHEASWY

Len : 2 EASIEST WAY TO TELL US # DAYS USED INHALANTS

	Freq	Pct
1 = Prefer to answer in days per week.....	88	0.15
2 = Prefer to answer in days per month.....	159	0.27
3 = Prefer to answer in days per year.....	418	0.71
11 = Prefer to ans in days per wk LOG ASSN.....	2	0.00
12 = Prefer to ans in days per mo LOG ASSN.....	4	0.01
13 = Prefer to ans in days per yr LOG ASSN.....	9	0.02
85 = BAD DATA Logically assigned.....	7	0.01
91 = NEVER USED INHALANTS.....	53243	90.14
93 = DID NOT USE INHALANTS IN THE PAST 12 MOS.....	4859	8.23
94 = DON'T KNOW.....	5	0.01
97 = REFUSED.....	2	0.00
98 = BLANK (NO ANSWER).....	273	0.46

On how many days in the past 12 months did you use an inhalant of any kind for kicks or to get high?

(INYRAVE)
INHDSYSR

Len : 3 # DAYS USED INHALANT PAST 12 MONTHS

	Freq	Pct
RANGE = 1 - 180.....	425	0.72
985 = BAD DATA Logically assigned.....	4	0.01
989 = LEGITIMATE SKIP Logically assigned.....	7	0.01
991 = NEVER USED INHALANTS.....	53243	90.14
993 = DID NOT USE INHALANTS IN THE PAST 12 MOS.....	4859	8.23
994 = DON'T KNOW.....	7	0.01
997 = REFUSED.....	2	0.00
998 = BLANK (NO ANSWER).....	276	0.47
999 = LEGITIMATE SKIP.....	246	0.42

On average, how many days did you use an inhalant of any kind for kicks or to get high each month during the past 12 months?

(INMONAVE)
INHDPYPMO

Len : 2 # DAYS PER MONTH USED INHALANT PAST 12 MONTHS

	Freq	Pct
RANGE = 1 - 30.....	159	0.27
85 = BAD DATA Logically assigned.....	1	0.00
89 = LEGITIMATE SKIP Logically assigned.....	2	0.00
91 = NEVER USED INHALANTS.....	53243	90.14
93 = DID NOT USE INHALANTS IN THE PAST 12 MOS.....	4859	8.23
94 = DON'T KNOW.....	11	0.02
97 = REFUSED.....	2	0.00
98 = BLANK (NO ANSWER).....	279	0.47
99 = LEGITIMATE SKIP.....	513	0.87

On average, how many days did you use an inhalant of any kind for kicks or to get high each week during the past 12 months?

(INWKAVE)
INHDPYPMO

Len : 2 # DAYS PER WEEK USED INHALANT PAST 12 MONTHS

	Freq	Pct
RANGE = 1 - 6.....	87	0.15
85 = BAD DATA Logically assigned.....	2	0.00
91 = NEVER USED INHALANTS.....	53243	90.14
93 = DID NOT USE INHALANTS IN THE PAST 12 MOS.....	4859	8.23
94 = DON'T KNOW.....	14	0.02
97 = REFUSED.....	2	0.00
98 = BLANK (NO ANSWER).....	278	0.47
99 = LEGITIMATE SKIP.....	584	0.99

INHALANTS

Think specifically about the past 30 days, from [DATEFILL] up to and including today. During the past 30 days, on how many days did you use any inhalant for kicks or to get high?

(IN06)

INHAL30N

Len : 2 # DAYS USED INHALANT PAST 30 DAYS

	Freq	Pct
RANGE = 1 - 26.....	236	0.40
85 = BAD DATA Logically assigned.....	15	0.03
91 = NEVER USED INHALANTS.....	53243	90.14
93 = DID NOT USE INHALANTS IN THE PAST 30 DAYS.....	5293	8.96
94 = DON'T KNOW.....	5	0.01
97 = REFUSED.....	1	0.00
98 = BLANK (NO ANSWER).....	276	0.47

What is your best estimate of the number of days you used any inhalant for kicks or to get high during the past 30 days?

(IN06DKRE)

INHAL30ES

Len : 2 BEST ESTIMATE # DAYS USED INHALANTS PAST 30 DAYS

	Freq	Pct
1 = 1 or 2 days.....	1	0.00
2 = 3 to 5 days.....	1	0.00
4 = 10 to 19 days.....	1	0.00
91 = NEVER USED INHALANTS.....	53243	90.14
93 = DID NOT USE INHALANTS IN THE PAST 30 DAYS.....	5293	8.96
94 = DON'T KNOW.....	2	0.00
97 = REFUSED.....	1	0.00
98 = BLANK (NO ANSWER).....	291	0.49
99 = LEGITIMATE SKIP.....	236	0.40

METHAMPHETAMINE

METHAMPHETAMINE

Methamphetamine, also known as crank, ice, crystal meth, speed, glass, and many other names, is a stimulant that usually comes in crystal or powder forms. It can be smoked, “snorted,” swallowed or injected.

Have you ever, even once, used methamphetamine?

(ME01, MEREf)

METHAMEVR

Len : 2 EVER USED METHAMPHETAMINE

	Freq	Pct
1 = Yes.....	2674	4.53
2 = No.....	56325	95.35
94 = DON'T KNOW.....	66	0.11
97 = REFUSED.....	4	0.01

How old were you the first time you used methamphetamine?

(ME02)

METHAMAGE

Len : 3 AGE 1ST USED METHAMPHETAMINE

	Freq	Pct
RANGE = 4 - 60.....	2649	4.48
985 = BAD DATA Logically assigned.....	4	0.01
991 = NEVER USED METHAMPHETAMINE.....	56325	95.35
994 = DON'T KNOW.....	18	0.03
997 = REFUSED.....	7	0.01
998 = BLANK (NO ANSWER).....	66	0.11

Did you first use methamphetamine in [CURRENT YEAR - 1] or [CURRENT YEAR]?

Did you first use methamphetamine in [CURRENT YEAR - 2] or [CURRENT YEAR - 1]?

In what month in [CURRENT YEAR] did you first use methamphetamine?

(ME03A, ME03B, ME03C)

METHAMYFU

Len : 4 YEAR 1ST USED METHAMPHETAMINE

	Freq	Pct
RANGE = 2020 - 2022.....	68	0.12
9985 = BAD DATA Logically assigned.....	11	0.02
9989 = LEGITIMATE SKIP Logically assigned.....	5	0.01
9991 = NEVER USED METHAMPHETAMINE.....	56325	95.35
9994 = DON'T KNOW.....	20	0.03
9997 = REFUSED.....	7	0.01
9998 = BLANK (NO ANSWER).....	66	0.11
9999 = LEGITIMATE SKIP.....	2567	4.35

METHAMPHETAMINE

In what month in [CURRENT YEAR] did you first use methamphetamine?

In what month in [YEAR FROM ME03a or ME03b] did you first use methamphetamine?

(ME03C, ME03D)

METHAMMFU

Len : 2 MONTH 1ST USED METHAMPHETAMINE

	Freq	Pct
1 = January.....	8	0.01
2 = February.....	5	0.01
3 = March.....	7	0.01
4 = April.....	2	0.00
5 = May.....	4	0.01
6 = June.....	7	0.01
7 = July.....	8	0.01
8 = August.....	6	0.01
9 = September.....	6	0.01
10 = October.....	5	0.01
11 = November.....	3	0.01
12 = December.....	3	0.01
85 = BAD DATA Logically assigned.....	10	0.02
89 = LEGITIMATE SKIP Logically assigned.....	5	0.01
91 = NEVER USED METHAMPHETAMINE.....	56325	95.35
94 = DON'T KNOW.....	23	0.04
97 = REFUSED.....	8	0.01
98 = BLANK (NO ANSWER).....	67	0.11
99 = LEGITIMATE SKIP.....	2567	4.35

How long has it been since you last used methamphetamine?

(MELAST3, MERECDK, MERECRE)

METHAMREC

Len : 2 TIME SINCE LAST USED METHAMPHETAMINE

	Freq	Pct
1 = Within the past 30 days.....	295	0.50
2 = More than 30 days ago but within the past 12 mos.....	203	0.34
3 = More than 12 months ago.....	2151	3.64
8 = Used at some point in the past 12 mos LOG ASSN.....	10	0.02
9 = Used at some point in lifetime LOG ASSN.....	13	0.02
11 = Used in the past 30 days LOGICALLY ASSIGNED.....	2	0.00
91 = NEVER USED METHAMPHETAMINE.....	56325	95.35
97 = REFUSED.....	4	0.01
98 = BLANK (NO ANSWER).....	66	0.11

(TOTME)

METHAMYFQ

Len : 3 TOTAL # DAYS USED METHAMPHETAMINE PAST 12 MONTHS

	Freq	Pct
RANGE = 1 - 365.....	495	0.84
985 = BAD DATA Logically assigned.....	10	0.02
991 = NEVER USED METHAMPHETAMINE.....	56325	95.35
993 = DID NOT USE METHAMPHETAMINE IN THE PAST 12 MOS.....	2151	3.64
994 = DON'T KNOW.....	2	0.00
997 = REFUSED.....	7	0.01
998 = BLANK (NO ANSWER).....	79	0.13

METOTFG

Len : 2 TRIMMING INDICATOR FOR METHAMYFQ

	Freq	Pct
2 = Trimmed relative to the 30-day freq.....	10	0.02
98 = BLANK (NO ANSWER).....	59059	99.98

MEFQFLG

Len : 2 TRIMMED METHAMYFQ IF R USED < 12 MOS

	Freq	Pct
1 = Trimmed to be consistent with mo/yr of 1st use.....	12	0.02
98 = BLANK (NO ANSWER).....	59057	99.98

METHAMPHETAMINE

Now think about the past 12 months, from [DATEFILL] through today. We want to know how many days you've used methamphetamine during the past 12 months.

What would be the easiest way for you to tell us how many days you've used it?

(MEFRAME3)
METHEASWY

Len : 2 EASIEST WAY TO TELL # DAYS USED METHAMPHETAMINE

	Freq	Pct
1 = Prefer to answer in days per week.....	188	0.32
2 = Prefer to answer in days per month.....	141	0.24
3 = Prefer to answer in days per year.....	165	0.28
11 = Prefer to ans in days per wk LOG ASSN.....	1	0.00
12 = Prefer to ans in days per mo LOG ASSN.....	1	0.00
13 = Prefer to ans in days per yr LOG ASSN.....	1	0.00
85 = BAD DATA Logically assigned.....	10	0.02
91 = NEVER USED METHAMPHETAMINE.....	56325	95.35
93 = DID NOT USE METHAMPHETAMINE IN THE PAST 12 MOS.....	2151	3.64
94 = DON'T KNOW.....	2	0.00
97 = REFUSED.....	5	0.01
98 = BLANK (NO ANSWER).....	79	0.13

On how many days in the past 12 months did you use methamphetamine?

(MEYRAVE)
METHDYSYR

Len : 3 # DAYS USED METHAMPHETAMINE PAST 12 MONTHS

	Freq	Pct
RANGE = 1 - 365.....	164	0.28
985 = BAD DATA Logically assigned.....	2	0.00
989 = LEGITIMATE SKIP Logically assigned.....	7	0.01
991 = NEVER USED METHAMPHETAMINE.....	56325	95.35
993 = DID NOT USE METHAMPHETAMINE IN THE PAST 12 MOS.....	2151	3.64
994 = DON'T KNOW.....	3	0.01
997 = REFUSED.....	6	0.01
998 = BLANK (NO ANSWER).....	87	0.15
999 = LEGITIMATE SKIP.....	324	0.55

On average, how many days did you use methamphetamine each month during the past 12 months?

(MEMONAVE)
METHDYPMO

Len : 2 # DAYS PER MO USED METHAMPHETAMINE PAST 12 MONTHS

	Freq	Pct
RANGE = 1 - 30.....	142	0.24
85 = BAD DATA Logically assigned.....	5	0.01
89 = LEGITIMATE SKIP Logically assigned.....	1	0.00
91 = NEVER USED METHAMPHETAMINE.....	56325	95.35
93 = DID NOT USE METHAMPHETAMINE IN THE PAST 12 MOS.....	2151	3.64
94 = DON'T KNOW.....	3	0.01
97 = REFUSED.....	6	0.01
98 = BLANK (NO ANSWER).....	84	0.14
99 = LEGITIMATE SKIP.....	352	0.60

On average, how many days did you use methamphetamine each week during the past 12 months?

(MEWKAVE)
METHDYPWK

Len : 2 # DAYS PER WK USED METHAMPHETAMINE PAST 12 MONTHS

	Freq	Pct
RANGE = 1 - 7.....	189	0.32
85 = BAD DATA Logically assigned.....	3	0.01
91 = NEVER USED METHAMPHETAMINE.....	56325	95.35
93 = DID NOT USE METHAMPHETAMINE IN THE PAST 12 MOS.....	2151	3.64
94 = DON'T KNOW.....	2	0.00
97 = REFUSED.....	7	0.01
98 = BLANK (NO ANSWER).....	86	0.15
99 = LEGITIMATE SKIP.....	306	0.52

METHAMPHETAMINE

Think specifically about the past 30 days, from [DATEFILL] up to and including today. During the past 30 days, on how many days did you use methamphetamine?

(ME06)

METHAM30N

Len : 2 # DAYS USED METHAMPHETAMINE PAST 30 DAYS

	Freq	Pct
RANGE = 1 - 30	292	0.49
85 = BAD DATA Logically assigned	1	0.00
91 = NEVER USED METHAMPHETAMINE	56325	95.35
93 = DID NOT USE METHAMPHETAMINE IN THE PAST 30 DAYS	2354	3.99
94 = DON'T KNOW	2	0.00
97 = REFUSED	5	0.01
98 = BLANK (NO ANSWER)	90	0.15

What is your best estimate of the number of days you used methamphetamine during the past 30 days?

(ME06DKRE)

METHAM30E

Len : 2 BEST ESTIMATE # DAYS USED METH PAST 30 DAYS

	Freq	Pct
2 = 3 to 5 days.....	2	0.00
91 = NEVER USED METHAMPHETAMINE	56325	95.35
93 = DID NOT USE METHAMPHETAMINE IN THE PAST 30 DAYS	2354	3.99
97 = REFUSED	5	0.01
98 = BLANK (NO ANSWER)	91	0.15
99 = LEGITIMATE SKIP.....	292	0.49

PAIN RELIEVERS SCREENER

PAIN RELIEVERS SCREENER

Please look at the names and pictures of the pain relievers shown below.

In the **past 12 months**, which, if any, of these pain relievers have you used?

(PR021)

OXCNANYR

Len : 2 ANY OXYCONTIN USE PAST 12 MOS

	Freq	Pct
1 = Yes.....	1359	2.30
2 = No (not entered).....	1289	2.18
81 = NEVER USED PAIN RLVRs Logically assigned.....	127	0.22
85 = BAD DATA Logically assigned.....	7	0.01
91 = NEVER USED PAIN RELIEVERS.....	30256	51.22
93 = DID NOT USE IN THE PAST 12 MONTHS.....	15325	25.94
94 = DON'T KNOW.....	139	0.24
95 = I have not used any of these Pain Relievers in the past 12 months.....	10498	17.77
97 = REFUSED.....	38	0.06
98 = BLANK (NO ANSWER).....	31	0.05

Have you **ever**, even once, used **any prescription pain reliever**?

Remember, do **not** report your use of "over-the-counter" pain relievers such as aspirin, Tylenol, Advil, or Aleve.

(PRLANY)

PNRANYLIF

Len : 2 ANY PAIN RELIEVER USE IN LIFETIME

	Freq	Pct
1 = Yes.....	15082	25.53
2 = No.....	30383	51.44
5 = Yes LOGICALLY ASSIGNED (from skip pattern).....	13086	22.15
94 = DON'T KNOW.....	445	0.75
97 = REFUSED.....	21	0.04
98 = BLANK (NO ANSWER).....	52	0.09

NOTE: PNRANYREC was created from responses of any use in the past 12 months for specific pain relievers and from PNRANYLIF for any lifetime use of pain relievers.

PNRANYREC

Len : 2 RC - MOST RECENT ANY PAIN RELIEVER USE (RECODE)

	Freq	Pct
1 = Within the past 12 months.....	13086	22.15
2 = More than 12 months ago.....	14969	25.34
9 = Used at some point in the lifetime LOG ASSN.....	113	0.19
83 = DID NOT USE PST 12 MOS (LIFETIME UNK) Log assn.....	356	0.60
91 = NEVER USED PAIN RELIEVERS.....	30383	51.44
98 = BLANK (NO ANSWER).....	162	0.27

The following variable for any past year use of Fentanyl Products, FENTANYR, was assigned a positive response if a respondent indicated any past year use of Duragesic, Fentora, or generic fentanyl, or past year misuse of other pain relievers that contain fentanyl.

FENTANYR

Len : 1 RC-FENTANYL PRODUCTS - ANY PAST YEAR USE

	Freq	Pct
. = Missing.....	132	0.22
0 = No.....	58398	98.86
1 = Yes (See comment above).....	539	0.91

PAIN RELIEVERS

PAIN RELIEVERS

The next question asks about using prescription pain relievers in any way a doctor did not direct you to use them.

When you answer these questions, please think only about your use of the drug in any way a doctor did not direct you to use it, including:

- Using it without a prescription of your own
- Using it in greater amounts, more often, or longer than you were told to take it
- Using it in any other way a doctor did not direct you to use it

Have you ever, even once, used any prescription pain reliever in any way a doctor did not direct you to use it?

(PRL01, PRL02)

PNRNMLIF

Len : 2 EVER USED PAIN RELIEVER NOT DIRECTED BY DR

	Freq	Pct
1 = Yes.....	3105	5.26
2 = No.....	23092	39.09
5 = Yes LOGICALLY ASSIGNED (from skip pattern).....	1743	2.95
85 = BAD DATA Logically assigned.....	7	0.01
91 = NEVER USED/MISUSED PAIN RELIEVERS.....	30383	51.44
94 = DON'T KNOW.....	21	0.04
97 = REFUSED.....	13	0.02
98 = BLANK (NO ANSWER).....	705	1.19

In the past 12 months, did you use OxyContin in any way a doctor did not direct you to use it?

(PRY06)

OXCNNMYR

Len : 2 USED OXYCONTIN NOT DIRECTED BY DR PAST 12 MOS

	Freq	Pct
1 = Yes.....	215	0.36
2 = No.....	272	0.46
81 = NEVER MISUSED PAIN RLVRs Logically assigned.....	2	0.00
85 = BAD DATA Logically assigned.....	5	0.01
91 = NEVER USED/MISUSED PAIN RELIEVERS.....	53473	90.53
93 = DID NOT USE IN THE PAST 12 MONTHS.....	4986	8.44
94 = DON'T KNOW.....	2	0.00
97 = REFUSED.....	4	0.01
98 = BLANK (NO ANSWER).....	110	0.19

Please think about the first time you ever used OxyContin in a way a doctor did not direct you to use it.

How old were you when you first used OxyContin in a way a doctor did not direct you to use it?

(PRY06A)

OXCNNMAGE

Len : 3 AGE 1ST USED OXYCONTIN NOT DIRECTED BY DR

	Freq	Pct
RANGE = 1 - 80.....	210	0.36
981 = NEVER USED PAIN RLVRs Logically assigned.....	2	0.00
985 = BAD DATA Logically assigned.....	1	0.00
991 = NEVER USED/MISUSED PAIN RELIEVERS.....	53473	90.53
993 = DID NOT USE IN THE PAST 12 MONTHS.....	5258	8.90
994 = DON'T KNOW.....	4	0.01
997 = REFUSED.....	1	0.00
998 = BLANK (NO ANSWER).....	120	0.20

Did you first use OxyContin in a way a doctor did not direct you to use it in [CURRENT YEAR - 1] or [CURRENT YEAR]?

Did you first use OxyContin in a way a doctor did not direct you to use it in [CURRENT YEAR - 2] or [CURRENT YEAR - 1]?

(PRY06B, PRY06C, PRY06D)

OXCNNMYFU

Len : 4 YEAR 1ST USED OXYCONTIN NOT DIRECTED BY DR

	Freq	Pct
RANGE = 2020 - 2022.....	42	0.07
9981 = NEVER USED PAIN RLVRs Logically assigned.....	2	0.00
9989 = LEGITIMATE SKIP Logically assigned.....	1	0.00
9991 = NEVER USED/MISUSED PAIN RELIEVERS.....	53473	90.53
9993 = DID NOT USE IN THE PAST 12 MONTHS.....	5258	8.90
9998 = BLANK (NO ANSWER).....	127	0.22
9999 = LEGITIMATE SKIP.....	166	0.28

PAIN RELIEVERS

Earlier, you reported that you first used OxyContin in a way a doctor did not direct you to use it when you were [FILL] years old. Based on your date of birth, you turned [FILL] in [FILL].

In what month in [FILL] did you first use OxyContin in a way a doctor did not direct you to use it?

(PRY06D)

OXCNNMMFU

Len : 2 MONTH 1ST USED OXYCONTIN NOT DIRECTED BY DR

	Freq	Pct
1 = January.....	1	0.00
2 = February.....	3	0.01
3 = March.....	6	0.01
4 = April.....	7	0.01
5 = May.....	3	0.01
6 = June.....	6	0.01
8 = August.....	3	0.01
9 = September.....	2	0.00
10 = October.....	2	0.00
11 = November.....	3	0.01
12 = December.....	4	0.01
81 = NEVER USED PAIN RLVRS Logically assigned.....	2	0.00
89 = LEGITIMATE SKIP Logically assigned.....	1	0.00
91 = NEVER USED/MISUSED PAIN RELIEVERS.....	53473	90.53
93 = DID NOT USE IN THE PAST 12 MONTHS.....	5258	8.90
94 = DON'T KNOW.....	2	0.00
98 = BLANK (NO ANSWER).....	127	0.22
99 = LEGITIMATE SKIP.....	166	0.28

NOTE: The variable PNRNMREC is a recoded variable that was created from PNRNMLIF, the 12-month misuse variables of specific pain relievers, and PNRLVNM30DY.

PNRNMREC

Len : 2 RC - MOST RECENT PAIN RELIEVER MISUSE (RECODE)

	Freq	Pct
1 = Within the past 30 days.....	489	0.83
2 = More than 30 days ago but within the past 12 mos.....	1240	2.10
3 = More than 12 months ago.....	3061	5.18
8 = Misused at some point in past 12 mos LOG ASSN.....	13	0.02
9 = Misused at some point in lifetime LOG ASSN.....	44	0.07
11 = Used in the past 30 days LOGICALLY ASSIGNED.....	1	0.00
83 = DID NOT MISUSE PST 12 MOS (LIFETIME UNK) Log assn.....	518	0.88
91 = NEVER USED/MISUSED PAIN RELIEVERS.....	53475	90.53
98 = BLANK (NO ANSWER).....	228	0.39

NOTE: PNRNMINIT is "reverse coded" from the answers in PRL03. PRL03=1 (yes) was recoded to 2 in PNRNMINIT because this answer means that the respondent misused pain relievers before the past 12 months (and therefore is not a past year initiate for misuse of pain relievers). PRL03=2 (no) was recoded to 1 in PNRNMINIT because this answer means that the respondent did not misuse pain relievers before the past 12 months (and therefore is a past year initiate for misuse of pain relievers).

Earlier questions were about the past 12 months. This question is about any time before then, that is, any time in your life before [DATEFILL].

At any time before [DATEFILL], did you ever use any prescription pain reliever in a way a doctor did not direct you to use it?

(PRL03)

PNRNMINT

Len : 2 PAST YEAR INITIATE FOR ANY PAIN RELIEVER MISUSE

	Freq	Pct
1 = Past year initiate.....	338	0.57
2 = Not a past year initiate.....	116	0.20
4 = Not past yr initiate LOG ASSN (from skip pattern).....	1277	2.16
83 = NOT PAST YR INITIATE (AT-RISK STATUS UNKNOWN).....	518	0.88
91 = NEVER USED/MISUSED PAIN RELIEVERS.....	53475	90.53
93 = DID NOT MISUSE PAIN RELIEVERS IN THE PAST 12 MOS.....	3061	5.18
94 = DON'T KNOW.....	9	0.02
97 = REFUSED.....	3	0.01
98 = BLANK (NO ANSWER).....	272	0.46

PAIN RELIEVERS

NOTE: The variables PNRNMAGE, PNRNMYFU, and PNRNMMFU show the age, year, and month of first misuse, respectively, for respondents who initiated misuse of pain relievers in the 12 months prior to being interviewed (PNRNMINIT=1).

PNRNMAGE Len : 3 RC - AGE AT 1ST MISUSE FOR PAST YR PNRLV INITIATES

	Freq	Pct
RANGE = 12 - 82	245	0.41
983 = NOT A PAST YEAR INITIATE Log assn.....	518	0.88
991 = NEVER USED/MISUSED PAIN RELIEVERS.....	53475	90.53
993 = NOT A PAST YEAR INITIATE.....	4454	7.54
998 = BLANK (NO ANSWER).....	377	0.64

PNRNMAYFU Len : 4 RC - YR 1ST MISUSED FOR PAST YR PAIN RLVR INITIATES

	Freq	Pct
RANGE = 2021 - 2022	243	0.41
9983 = NOT A PAST YEAR INITIATE Logically assigned.....	518	0.88
9991 = NEVER USED/MISUSED PAIN RELIEVERS.....	53475	90.53
9993 = NOT A PAST YEAR INITIATE.....	4454	7.54
9998 = BLANK (NO ANSWER).....	379	0.64

PNRNMAMFU Len : 2 RC - MO 1ST MISUSED FOR PAST YR PAIN RLVR INITIATES

	Freq	Pct
1 = January.....	19	0.03
2 = February.....	20	0.03
3 = March.....	20	0.03
4 = April.....	23	0.04
5 = May.....	22	0.04
6 = June.....	22	0.04
7 = July.....	13	0.02
8 = August.....	22	0.04
9 = September.....	25	0.04
10 = October.....	19	0.03
11 = November.....	15	0.03
12 = December.....	18	0.03
83 = NOT A PAST YEAR INITIATE Logically assigned.....	518	0.88
91 = NEVER USED/MISUSED PAIN RELIEVERS.....	53475	90.53
93 = NOT A PAST YEAR INITIATE.....	4454	7.54
98 = BLANK (NO ANSWER).....	384	0.65

In the past 30 days, that is, from [DATEFILL] up to and including today, did you use [PRNAMEFILL] in any way a doctor did not direct you to use [PRNUMFILL]?

(PRM01)
PNRNM30D Len : 2 USED PAIN RLVR NOT DIRECTED BY DR PAST 30 DAYS

	Freq	Pct
1 = Yes.....	455	0.77
2 = No.....	1241	2.10
5 = Yes LOGICALLY ASSIGNED (from PR30ANYINIT=1).....	34	0.06
83 = DID NOT MISUSE PAIN RELIEVERS PST 30 DYS Log assn.....	124	0.21
85 = BAD DATA Logically assigned.....	3	0.01
91 = NEVER USED/MISUSED PAIN RELIEVERS.....	53475	90.53
93 = DID NOT MISUSE PAIN RELIEVERS IN THE PAST 30 DAYS.....	3455	5.85
94 = DON'T KNOW.....	6	0.01
97 = REFUSED.....	3	0.01
98 = BLANK (NO ANSWER).....	273	0.46

During the past 30 days, on how many days did you use [PRNAMEFILL] in any way a doctor did not direct you to use [PRNUMFILL]?

(PRM02)
PNRNM30FQ Len : 2 # DAYS USED PAIN RLVR NOT DIRECTD BY DR PST 30 DYS

	Freq	Pct
RANGE = 1 - 30.....	483	0.82
83 = DID NOT USE PAIN REL IN THE PAST 12 MOS Log assn.....	28	0.05
85 = BAD DATA Logically assigned.....	1	0.00
91 = NEVER USED/MISUSED PAIN RELIEVERS.....	53475	90.53
93 = DID NOT MISUSE PAIN RELIEVERS IN THE PAST 30 DAYS.....	4791	8.11
94 = DON'T KNOW.....	6	0.01
98 = BLANK (NO ANSWER).....	285	0.48

PAIN RELIEVERS

What is your best estimate of the number of days you used [PRNAMEFILL] in any way a doctor did not direct you to use [PRNUMFILL] during the past 30 days?

(PRM02DKRE)
PNRNM30ES

Len : 2 EST # DAYS USED PAIN RLVR NOT DIRECTED PST 30 DYS

	Freq	Pct
2 = 3 to 5 days.....	1	0.00
3 = 6 to 9 days.....	1	0.00
83 = DID NOT USE PAIN REL IN THE PAST 12 MOS Log assn.....	2	0.00
91 = NEVER USED/MISUSED PAIN RELIEVERS.....	53475	90.53
93 = DID NOT MISUSE PAIN RELIEVERS IN THE PAST 30 DAYS	4817	8.15
94 = DON'T KNOW.....	4	0.01
98 = BLANK (NO ANSWER)	286	0.48
99 = LEGITIMATE SKIP.....	483	0.82

NOTE: Responses of "yes" in PNRNM30AL were assigned a code of 11 when respondents reported that they misused pain relievers with alcohol in the past 30 days but there was some question from the edited alcohol data about whether they used alcohol in the past 30 days. Analysts are encouraged to check the value of the final imputed alcohol recency IRALCRC when PNRNM30AL=11 to determine whether IRALCRC was assigned a value to indicate that the most recent use of alcohol was within the past 30 days or was more than 30 days ago but within the past 12 months.

During the past 30 days, did you use [PRNAMEFILL] in any way a doctor did not direct you to use [PRNUMFILL] while you were drinking alcohol or within a couple of hours of drinking?

(PRM03)
PNRNM30AL

Len : 2 USED PAIN RLVR NOT DIRECTED BY DR W/ALC PST 30 DYS

	Freq	Pct
1 = Yes.....	128	0.22
2 = No.....	141	0.24
83 = DID NOT USE PAIN REL IN THE PAST 12 MOS Log assn.....	7	0.01
85 = BAD DATA Logically assigned.....	1	0.00
91 = NEVER USED/MISUSED PAIN RELIEVERS.....	53475	90.53
93 = DID NOT MISUSE PAIN RELIEVERS IN THE PAST 30 DAYS	4812	8.15
94 = DON'T KNOW.....	1	0.00
98 = BLANK (NO ANSWER)	293	0.50
99 = LEGITIMATE SKIP.....	211	0.36

Which of these statements describe your use of it/them at any time in the past 12 months?

To select more than one statement, press the space bar between the numbers. When you have finished, press [ENTER].

(PRYWAYS1)
PNRWYNORX

Len : 2 USED PAIN RLVR W/O OWN RX PAST 12 MONTHS

	Freq	Pct
1 = Yes.....	962	1.63
2 = No (not entered).....	638	1.08
83 = DID NOT MISUSE PAIN RELIEVERS IN PST 30 days Log assn.....	80	0.14
91 = NEVER USED/MISUSED PAIN RELIEVERS.....	53475	90.53
93 = DID NOT MISUSE PAIN RELIEVERS IN THE PAST 12 MOS	3499	5.92
94 = DON'T KNOW.....	93	0.16
97 = REFUSED	45	0.08
98 = BLANK (NO ANSWER)	277	0.47

(PRYWAYS2)
PNRWYGAMT

Len : 2 USED PAIN RLVR IN GREATER AMTS THAN RX PST 12 MOS

	Freq	Pct
1 = Yes.....	332	0.56
2 = No (not entered).....	1268	2.15
83 = DID NOT USE PAIN REL IN THE PAST 12 MOS Log assn.....	27	0.05
85 = BAD DATA Logically assigned.....	2	0.00
91 = NEVER USED/MISUSED PAIN RELIEVERS.....	53475	90.53
93 = DID NOT MISUSE PAIN RELIEVERS IN THE PAST 12 MOS	3552	6.01
94 = DON'T KNOW.....	93	0.16
97 = REFUSED	45	0.08
98 = BLANK (NO ANSWER)	275	0.47

PAIN RELIEVERS

(PRYWAYS3)
PNRWYOFTN

Len : 2 USED PAIN RLVR MORE OFTEN THAN RX PAST 12 MONTHS

	Freq	Pct
1 = Yes.....	253	0.43
2 = No (not entered).....	1347	2.28
83 = DID NOT USE PAIN REL IN THE PAST 12 MOS logically assigned.....	25	0.04
91 = NEVER USED/MISUSED PAIN RELIEVERS.....	53475	90.53
93 = DID NOT MISUSE PAIN RELIEVERS IN THE PAST 12 MOS	3554	6.02
94 = DON'T KNOW	93	0.16
97 = REFUSED	45	0.08
98 = BLANK (NO ANSWER)	277	0.47

(PRYWAYS4)
PNRWYLNGR

Len : 2 USED PAIN RLVR LONGER THAN RX PAST 12 MONTHS

	Freq	Pct
1 = Yes.....	227	0.38
2 = No (not entered).....	1373	2.32
83 = DID NOT USE PAIN RELIEVERS PST 12 MOS Log assn.....	33	0.06
91 = NEVER USED/MISUSED PAIN RELIEVERS.....	53475	90.53
93 = DID NOT MISUSE PAIN RELIEVERS IN THE PAST 12 MOS	3546	6.00
94 = DON'T KNOW	93	0.16
97 = REFUSED	45	0.08
98 = BLANK (NO ANSWER)	277	0.47

(PRYWAYS5)
PNRWYOTWY

Len : 2 USED PAIN RLVR OTHER WAY NOT DIRECTED PST 12 MOS

	Freq	Pct
1 = Yes.....	407	0.69
2 = No (not entered).....	1193	2.02
83 = DID NOT USE PAIN RELIEVERS PST 12 MOS Log assn.....	45	0.08
85 = BAD DATA Logically assigned.....	1	0.00
91 = NEVER USED/MISUSED PAIN RELIEVERS.....	53475	90.53
93 = DID NOT MISUSE PAIN RELIEVERS IN THE PAST 12 MOS	3534	5.98
94 = DON'T KNOW	93	0.16
97 = REFUSED	45	0.08
98 = BLANK (NO ANSWER)	276	0.47

PAIN RELIEVERS

Now think about the last time you used a prescription pain reliever in any way a doctor did not direct you to use it.

Which of these pain relievers did you use the last time? If you used more than one pain reliever the last time, please choose one pain reliever as your best answer.

(RPRYLAST)
PNRNMLAS1

Len : 2 LAST PAIN RLVR USED NOT DIRECTED BY DR PST 12 MOS

	Freq	Pct
1 = Vicodin	110	0.19
2 = Lortab	38	0.06
3 = Norco	74	0.13
4 = Zohydro ER	3	0.01
5 = Hydrocodone (generic)	289	0.49
6 = OxyContin	65	0.11
7 = Percocet	186	0.31
8 = Percodan	5	0.01
9 = Roxicodone	16	0.03
10 = Oxycodone (generic)	122	0.21
11 = Ultram	7	0.01
13 = Ultracet	2	0.00
14 = Tramadol (generic)	143	0.24
15 = Extended-release tramadol (generic)	5	0.01
16 = Tylenol with codeine 3 or 4 (NOT over-the-counter Tylenol)	263	0.45
17 = Codeine pills (generic)	14	0.02
20 = MS Contin	2	0.00
21 = Morphine (generic)	15	0.03
22 = Extended-release morphine (generic)	6	0.01
24 = Fentora	3	0.01
25 = Fentanyl (generic)	60	0.10
26 = Suboxone	49	0.08
27 = Buprenorphine (generic)	12	0.02
28 = Buprenorphine plus naloxone (generic)	8	0.01
30 = Opana ER	1	0.00
31 = Oxymorphone (generic)	4	0.01
33 = Demerol	1	0.00
34 = Dilaudid or hydromorphone	8	0.01
35 = Exalgo or extended-release hydromorphone	1	0.00
36 = Methadone	23	0.04
37 = Some other pain reliever	178	0.30
83 = DID NOT MISUSE IN THE PST 12 MOS Logically assigned	125	0.21
85 = BAD DATA Logically assigned	11	0.02
91 = NEVER USED/MISUSED PAIN RELIEVERS	53475	90.53
93 = DID NOT MISUSE PAIN RELIEVERS IN THE PAST 12 MOS	3454	5.85
94 = DON'T KNOW	9	0.02
97 = REFUSED	8	0.01
98 = BLANK (NO ANSWER)	274	0.46

Now think about the last time you used [PRLASTFILL2] in any way a doctor did not direct you to use it/them.

What were the reasons you used [PRLASTFILL2] the last time?

(PRYMOTV1)
PNRRSPAIN

Len : 2 USED LAST PAIN RLVR (NOT DIRECTED) TO RLV PAIN

	Freq	Pct
1 = Yes	1163	1.97
2 = No (not entered)	494	0.84
3 = Yes LOGICALLY ASSIGNED	29	0.05
83 = DID NOT USE PAIN RELIEVERS PST 12 MOS Log assn	116	0.20
85 = BAD DATA Logically assigned	1	0.00
91 = NEVER USED/MISUSED PAIN RELIEVERS	53475	90.53
93 = DID NOT MISUSE PAIN RELIEVERS IN THE PAST 12 MOS	3463	5.86
94 = DON'T KNOW	31	0.05
97 = REFUSED	18	0.03
98 = BLANK (NO ANSWER)	279	0.47

PAIN RELIEVERS

(PRYMOTV2)
PNRRSRELX

Len : 2 USED LAST PAIN RLVR (NOT DIRECTED) TO RELAX

	Freq	Pct
1 = Yes.....	454	0.77
2 = No (not entered).....	1232	2.09
83 = DID NOT USE PAIN RELIEVERS PST 12 MOS Log assn.....	22	0.04
85 = BAD DATA Logically assigned.....	1	0.00
91 = NEVER USED/MISUSED PAIN RELIEVERS.....	53475	90.53
93 = DID NOT MISUSE PAIN RELIEVERS IN THE PAST 12 MOS.....	3557	6.02
94 = DON'T KNOW.....	31	0.05
97 = REFUSED.....	18	0.03
98 = BLANK (NO ANSWER).....	279	0.47

(PRYMOTV3)
PNRRSEXPT

Len : 2 USED LAST PAIN RLVR (NOT DIRECTED) TO EXPERIMENT

	Freq	Pct
1 = Yes.....	123	0.21
2 = No (not entered).....	1560	2.64
3 = Yes LOGICALLY ASSIGNED.....	3	0.01
83 = DID NOT USE PAIN RELIEVERS PST 12 MOS Log assn.....	10	0.02
91 = NEVER USED/MISUSED PAIN RELIEVERS.....	53475	90.53
93 = DID NOT MISUSE PAIN RELIEVERS IN THE PAST 12 MOS.....	3569	6.04
94 = DON'T KNOW.....	31	0.05
97 = REFUSED.....	18	0.03
98 = BLANK (NO ANSWER).....	280	0.47

(PRYMOTV4)
PNRRSHIGH

Len : 2 USED LAST PAIN RLVR (NOT DIRECTED) TO GET HIGH

	Freq	Pct
1 = Yes.....	382	0.65
2 = No (not entered).....	1302	2.20
3 = Yes LOGICALLY ASSIGNED.....	2	0.00
83 = DID NOT USE PAIN RELIEVERS PST 12 MOS Log assn.....	11	0.02
91 = NEVER USED/MISUSED PAIN RELIEVERS.....	53475	90.53
93 = DID NOT MISUSE PAIN RELIEVERS IN THE PAST 12 MOS.....	3568	6.04
94 = DON'T KNOW.....	31	0.05
97 = REFUSED.....	18	0.03
98 = BLANK (NO ANSWER).....	280	0.47

(PRYMOTV5)
PNRRSSLEP

Len : 2 USED LAST PAIN RLVR (NOT DIRECTED) FOR SLEEP

	Freq	Pct
1 = Yes.....	318	0.54
2 = No (not entered).....	1368	2.32
83 = DID NOT USE PAIN RELIEVERS PST 12 MOS Log assn.....	16	0.03
91 = NEVER USED/MISUSED PAIN RELIEVERS.....	53475	90.53
93 = DID NOT MISUSE PAIN RELIEVERS IN THE PAST 12 MOS.....	3563	6.03
94 = DON'T KNOW.....	31	0.05
97 = REFUSED.....	18	0.03
98 = BLANK (NO ANSWER).....	280	0.47

(PRYMOTV6)
PNRRSEMOT

Len : 2 USED LAST PAIN RLVR (NOT DIRECTED) FOR EMOTIONS

	Freq	Pct
1 = Yes.....	248	0.42
2 = No (not entered).....	1435	2.43
3 = Yes LOGICALLY ASSIGNED.....	3	0.01
83 = DID NOT USE PAIN RELIEVERS PST 12 MOS Log assn.....	10	0.02
91 = NEVER USED/MISUSED PAIN RELIEVERS.....	53475	90.53
93 = DID NOT MISUSE PAIN RELIEVERS IN THE PAST 12 MOS.....	3569	6.04
94 = DON'T KNOW.....	31	0.05
97 = REFUSED.....	18	0.03
98 = BLANK (NO ANSWER).....	280	0.47

PAIN RELIEVERS

(PRYMOTV7)
PNRRSDGFX

Len : 2 USED LAST PAIN RLVR (NOT DIRECTED) OTH DRUG EFFECT

	Freq	Pct
1 = Yes.....	71	0.12
2 = No (not entered).....	1615	2.73
83 = DID NOT USE PAIN RELIEVERS PST 12 MOS Log assn.....	10	0.02
91 = NEVER USED/MISUSED PAIN RELIEVERS.....	53475	90.53
93 = DID NOT MISUSE PAIN RELIEVERS IN THE PAST 12 MOS.....	3569	6.04
94 = DON'T KNOW.....	31	0.05
97 = REFUSED.....	18	0.03
98 = BLANK (NO ANSWER).....	280	0.47

(PRYMOTV8)
PNRRSHOOK

Len : 2 USED LAST PAIN RLVR (NOT DIRECTED) BECAUSE HOOKED

	Freq	Pct
1 = Yes.....	80	0.14
2 = No (not entered).....	1606	2.72
83 = DID NOT USE PAIN RELIEVERS PST 12 MOS Log assn.....	10	0.02
91 = NEVER USED/MISUSED PAIN RELIEVERS.....	53475	90.53
93 = DID NOT MISUSE PAIN RELIEVERS IN THE PAST 12 MOS.....	3569	6.04
94 = DON'T KNOW.....	31	0.05
97 = REFUSED.....	18	0.03
98 = BLANK (NO ANSWER).....	280	0.47

(PRYMOTV9)
PNRRSSOR

Len : 2 USED LAST PAIN RLVR (NOT DIRECTED) OTHER REASON

	Freq	Pct
1 = Yes.....	128	0.22
2 = No (not entered).....	1558	2.64
83 = DID NOT MISUSE PAIN RELEIVERS IN PAST 12 mos Log assn.....	21	0.04
85 = BAD DATA Logically assigned.....	1	0.00
91 = NEVER USED/MISUSED PAIN RELIEVERS.....	53475	90.53
93 = DID NOT MISUSE PAIN RELIEVERS IN THE PAST 12 MOS.....	3558	6.02
94 = DON'T KNOW.....	31	0.05
97 = REFUSED.....	18	0.03
98 = BLANK (NO ANSWER).....	279	0.47

Please type in the other reason you used [PRLASTFILL2] the last time. When you have finished typing your answer, press [ENTER] to go to the next question.

(PRMOTOTSC)
PNRRSOTRS2

Len : 3 REASON USED LAST PAIN RLVR (NOT DIRECTED)

	Freq	Pct
1 = To relieve physical pain.....	36	0.06
2 = To relax or relieve tension.....	2	0.00
3 = To experiment or to see what it's/they're like.....	3	0.01
4 = To feel good or get high.....	3	0.01
6 = To help me with my feelings or emotions.....	4	0.01
8 = Because I am "hooked" or I have to have it/them.....	1	0.00
13 = I used it/them for some other reason.....	7	0.01
14 = For cold/flu/fever/sick/illness; pain not specified.....	7	0.01
16 = Suicide attempt/suicidal thoughts.....	2	0.00
18 = Peer pressure/friends/feel cool.....	3	0.01
25 = To make sex more pleasurable.....	3	0.01
26 = To replace another/other drug(s)/alcohol I am addicted to.....	11	0.02
34 = Symptom relief, otherwise unspecified.....	3	0.01
35 = Just because/available/no reason;otherwise unspcfd.....	6	0.01
51 = Discontinued use bf course;didn't trust/like/need.....	3	0.01
71 = They are prescribed to me; misuse not indicated.....	6	0.01
80 = Took a drug laced wi/another drug; intent unspfd.....	3	0.01
983 = DID NOT USE PAIN REL IN THE PAST 12 MOS Logically assigned.....	12	0.02
985 = BAD DATA (logically assigned).....	15	0.03
991 = NEVER USED PAIN RELIEVERS.....	53475	90.53
993 = DID NOT MISUSE PAIN RELIEVERS IN THE PAST 12 MOS.....	3567	6.04
994 = DON'T KNOW.....	8	0.01
997 = REFUSED.....	3	0.01
998 = BLANK (no answer).....	328	0.56
999 = LEGITIMATE SKIP.....	1558	2.64

PAIN RELIEVERS

Which was the main reason you used [PRLASTFILL2] the last time?

(RPRYMOT1)
PNRRSMAN

Len : 2 MAIN REASON USED LAST PAIN RLVR (NOT DIRECTED)

	Freq	Pct
1 = To relieve physical pain	261	0.44
2 = To relax or relieve tension	62	0.10
3 = To experiment or to see what it was/they were like	24	0.04
4 = To feel good or get high.....	107	0.18
5 = To help with my sleep.....	41	0.07
6 = To help me with my feelings or emotions.....	52	0.09
7 = To increase or decrease the effect(s) of some other drug	4	0.01
8 = Because I am 'hooked' or I have to have it/them	38	0.06
9 = The other reason I reported	7	0.01
11 = To relieve physical pain LOGICALLY ASSIGNED	2	0.00
12 = To relax or relieve tension LOGICALLY ASSIGNED.....	1	0.00
14 = To feel good or get high LOGICALLY ASSIGNED	1	0.00
16 = To help with feelings/emotions LOGICALLY ASSIGNED	1	0.00
18 = Because 'hooked'/have to have it LOG ASSN.....	1	0.00
83 = DID NOT MISUSE PAIN RELIEVERS IN PAST 12 mos Log assn.....	13	0.02
85 = BAD DATA Logically assigned	3	0.01
91 = NEVER USED/MISUSED PAIN RELIEVERS.....	53475	90.53
93 = DID NOT MISUSE PAIN RELIEVERS IN THE PAST 12 MOS	3566	6.04
94 = DON'T KNOW	2	0.00
98 = BLANK (NO ANSWER)	329	0.56
99 = LEGITIMATE SKIP.....	1079	1.83

NOTE: PNRNORXFG is set to 1 when respondents reported that the only way they misused pain relievers in the past year was without a prescription. These respondents also reported that the last pain reliever they misused was obtained through a prescription (a) from one doctor or (b) from more than one doctor.

PNRNORXFG

Len : 2 ONLY PST YR MISUSE W/O RX BUT RX FOR LAST PNR

	Freq	Pct
1 = Only misuse w/o Rx but reported last drug gotten with Rx.....	99	0.17
98 = BLANK (NO ANSWER)	58970	99.83

The following variable for past year misuse of Fentanyl Products, FENTNMYR, was assigned a positive response if a respondent indicated past year misuse of Duragesic, Fentora, generic fentanyl, or other pain relievers that contain fentanyl.

FENTNMYR

Len : 1 RC-FENTANYL PRODUCTS - PAST YEAR MISUSE

	Freq	Pct
. = Missing	28	0.05
0 = No	58949	99.80
1 = Yes (See comment above)	92	0.16

TRANQUILIZERS SCREENER

TRANQUILIZERS SCREENER

Have you **ever**, even once, used **any prescription tranquilizer**?

(*TRLANY*)

TRQANYLIF

Len : 2 ANY TRANQUILIZER USE IN LIFETIME

	Freq	Pct
1 = Yes.....	4321	7.32
2 = No.....	48570	82.23
5 = Yes LOGICALLY ASSIGNED (from skip pattern).....	5739	9.72
94 = DON'T KNOW.....	307	0.52
97 = REFUSED.....	22	0.04
98 = BLANK (NO ANSWER).....	110	0.19

NOTE: TRQANYREC was created from responses of any use in the past 12 months for specific tranquilizers and from TRQANYLIF for any lifetime use of tranquilizers.

TRQANYREC

Len : 2 RC - MOST RECENT ANY TRANQUILIZER USE (RECODE)

	Freq	Pct
1 = Within the past 12 months.....	5739	9.72
2 = More than 12 months ago.....	4301	7.28
9 = Used at some point in the lifetime LOG ASSN.....	20	0.03
83 = DID NOT USE PST 12 MOS (LIFETIME UNK) Log assn.....	234	0.40
91 = NEVER USED TRANQUILIZERS.....	48570	82.23
98 = BLANK (NO ANSWER).....	205	0.35

The following variable for any past year use of Any Benzodiazepines Tranquilizers, TRBZOANYR, was assigned a positive response if a respondent indicated any past year use of Benzodiazepine Tranquilizers or past year misuse of Benzodiazepine Tranquilizers that were specified as other Tranquilizers.

TRBZOANYR

Len : 1 RC - BENZODIAZEPINES TRANQUILIZERS - ANY PAST YEAR USE

	Freq	Pct
. = Missing.....	171	0.29
0 = No.....	54548	92.35
1 = Yes.....	4350	7.36

TRANQUILIZERS

TRANQUILIZERS

The next question asks about using prescription tranquilizers in any way a doctor did not direct you to use them.

When you answer these questions, please think only about your use of the drug in any way a doctor did not direct you to use it, including:

- Using it without a prescription of your own
- Using it in greater amounts, more often, or longer than you were told to take it
- Using it in any other way a doctor did not direct you to use it

Have you ever, even once, used any prescription tranquilizer in any way a doctor did not direct you to use it?

(TRL01, TRL02)

TRQNMLIF

Len : 2 EVER USED TRANQUILIZER NOT DIRECTED BY DR

	Freq	Pct
1 = Yes.....	1222	2.07
2 = No.....	7894	13.36
5 = Yes LOGICALLY ASSIGNED (from skip pattern).....	916	1.55
85 = BAD DATA Logically assigned.....	18	0.03
91 = NEVER USED/MISUSED TRANQUILIZERS.....	48570	82.23
94 = DON'T KNOW.....	7	0.01
97 = REFUSED.....	1	0.00
98 = BLANK (NO ANSWER).....	441	0.75

NOTE: The variable TRQNMREC is a recoded variable that was created from TRQNMLIF, the 12-month misuse variables of specific tranquilizers, and TRANQNM30DY.

TRQNMREC

Len : 2 RC - MOST RECENT TRANQUILIZER MISUSE (RECODE)

	Freq	Pct
1 = Within the past 30 days.....	272	0.46
2 = More than 30 days ago but within the past 12 mos.....	639	1.08
3 = More than 12 months ago.....	1218	2.06
8 = Misused at some point in past 12 mos LOG ASSN.....	5	0.01
9 = Misused at some point in lifetime LOG ASSN.....	4	0.01
83 = DID NOT MISUSE PST 12 MOS (LIFETIME UNK) Log assn.....	245	0.41
91 = NEVER USED/MISUSED TRANQUILIZERS.....	56464	95.59
98 = BLANK (NO ANSWER).....	222	0.38

NOTE: TRQNMINIT is "reverse coded" from the answers in TRL03. TRL03=1 (yes) was recoded to 2 in TRQNMINIT because this answer means that the respondent misused tranquilizers before the past 12 months (and therefore is not a past year initiate for misuse of tranquilizers). TRL03=2 (no) was recoded to 1 in TRQNMINIT because this answer means that the respondent did not misuse tranquilizers before the past 12 months (and therefore is a past year initiate for misuse of tranquilizers).

Earlier questions were about the past 12 months. This question is about any time before then, that is, any time in your life before [DATEFILL].

At any time before [DATEFILL], did you ever use any prescription tranquilizer in a way a doctor did not direct you to use it?

(TRL03)

TRQNMINIT

Len : 2 PAST YEAR INITIATE FOR ANY TRANQUILIZER MISUSE

	Freq	Pct
1 = Past year initiate.....	165	0.28
2 = Not a past year initiate.....	39	0.07
4 = Not past yr initiate LOG ASSN (from skip pattern).....	710	1.20
83 = NOT PAST YR INITIATE (AT-RISK STATUS UNKNOWN).....	245	0.41
91 = NEVER USED/MISUSED TRANQUILIZERS.....	56464	95.59
93 = DID NOT MISUSE TRANQUILIZERS IN THE PAST 12 MOS.....	1218	2.06
94 = DON'T KNOW.....	1	0.00
98 = BLANK (NO ANSWER).....	227	0.38

NOTE: The variables TRQNMAGE, TRQNMIFU, and TRQNMIFU show the age, year, and month of first misuse, respectively, for respondents who initiated misuse of tranquilizers in the 12 months prior to being interviewed (TRQNMINIT=1).

TRQNMAGE

Len : 3 RC - AGE AT 1ST MISUSE FOR PAST YR TRANQ INITIATES

	Freq	Pct
RANGE = 13 - 75.....	148	0.25
983 = NOT A PAST YEAR INITIATE Log assn.....	245	0.41
991 = NEVER USED/MISUSED TRANQUILIZERS.....	56464	95.59
993 = NOT A PAST YEAR INITIATE.....	1967	3.33
998 = BLANK (NO ANSWER).....	245	0.41

TRANQUILIZERS

[TRQNMVFU](#)

Len : 4 RC - YR 1ST MISUSED FOR PAST YR TRANQ INITIATES

	Freq	Pct
RANGE = 2021 - 2022	147	0.25
9983 = NOT A PAST YEAR INITIATE Logically assigned.....	245	0.41
9991 = NEVER USED/MISUSED TRANQUILIZERS	56464	95.59
9993 = NOT A PAST YEAR INITIATE	1967	3.33
9998 = BLANK (NO ANSWER).....	246	0.42

[TRQNMMFU](#)

Len : 2 RC - MO 1ST MISUSED FOR PAST YR TRANQ INITIATES

	Freq	Pct
1 = January.....	7	0.01
2 = February.....	12	0.02
3 = March.....	11	0.02
4 = April	12	0.02
5 = May.....	18	0.03
6 = June.....	10	0.02
7 = July	17	0.03
8 = August	13	0.02
9 = September.....	11	0.02
10 = October.....	15	0.03
11 = November.....	8	0.01
12 = December.....	12	0.02
83 = NOT A PAST YEAR INITIATE Logically assigned	245	0.41
91 = NEVER USED/MISUSED TRANQUILIZERS	56464	95.59
93 = NOT A PAST YEAR INITIATE	1967	3.33
98 = BLANK (NO ANSWER)	247	0.42

In the past 30 days, that is, from [DATEFILL] up to and including today, did you use [TRNAMEFILL] in any way a doctor did not direct you to use [TRNUMFILL]?

(TRM01)

[TRQNM30D](#)

Len : 2 USED TRANQ NOT DIRECTED BY DR PAST 30 DAYS

	Freq	Pct
1 = Yes.....	253	0.43
2 = No.....	639	1.08
5 = Yes LOGICALLY ASSIGNED.....	19	0.03
85 = BAD DATA Logically assigned.....	3	0.01
91 = NEVER USED/MISUSED TRANQUILIZERS	56464	95.59
93 = DID NOT MISUSE TRANQUILIZERS IN THE PAST 30 DAYS.....	1463	2.48
94 = DON'T KNOW.....	1	0.00
98 = BLANK (NO ANSWER)	227	0.38

During the past 30 days, on how many days did you use [TRNAMEFILL] in any way a doctor did not direct you to use [TRNUMFILL]?

(TRM02)

[TRQNM30FQ](#)

Len : 2 # DAYS USED TRANQ NOT DIRECTD BY DR PST 30 DYS

	Freq	Pct
RANGE = 1 - 30.....	267	0.45
85 = BAD DATA Logically assigned.....	3	0.01
91 = NEVER USED/MISUSED TRANQUILIZERS	56464	95.59
93 = DID NOT MISUSE TRANQUILIZERS IN THE PAST 30 DAYS.....	2102	3.56
94 = DON'T KNOW.....	3	0.01
97 = REFUSED	2	0.00
98 = BLANK (NO ANSWER)	228	0.39

What is your best estimate of the number of days you used [TRNAMEFILL] in any way a doctor did not direct you to use [TRNUMFILL] during the past 30 days?

(TRM02DKRE)

[TRQNM30ES](#)

Len : 2 EST # DAYS USED TRANQ NOT DIRECTED PST 30 DYS

	Freq	Pct
1 = 1 or 2 days	3	0.01
2 = 3 to 5 days.....	1	0.00
91 = NEVER USED/MISUSED TRANQUILIZERS	56464	95.59
93 = DID NOT MISUSE TRANQUILIZERS IN THE PAST 30 DAYS.....	2102	3.56
97 = REFUSED	1	0.00
98 = BLANK (NO ANSWER)	231	0.39
99 = LEGITIMATE SKIP.....	267	0.45

TRANQUILIZERS

NOTE: Responses of "yes" in TRQNM30AL were assigned a code of 11 when respondents reported that they misused tranquilizers with alcohol in the past 30 days but there was some question from the edited alcohol data about whether they used alcohol in the past 30 days. Analysts are encouraged to check the value of the final imputed alcohol recency IRALCRC when TRQNM30AL=11 to determine whether IRALCRC was assigned a value to indicate that the most recent use of alcohol was within the past 30 days or was more than 30 days ago but within the past 12 months.

During the past 30 days, did you use [TRNAMEFILL] in any way a doctor did not direct you to use [TRNUMFILL] while you were drinking alcohol or within a couple of hours of drinking?

(TRM03)

TRQNM30AL

Len : 2 USED TRANQ NOT DIRECTED BY DR W/ALC PST 30 DYS

	Freq	Pct
1 = Yes.....	78	0.13
2 = No.....	104	0.18
85 = BAD DATA Logically assigned.....	3	0.01
91 = NEVER USED/MISUSED TRANQUILIZERS.....	56464	95.59
93 = DID NOT MISUSE TRANQUILIZERS IN THE PAST 30 DAYS.....	2102	3.56
98 = BLANK (NO ANSWER).....	232	0.39
99 = LEGITIMATE SKIP.....	86	0.15

Which of these statements describe your use of [TRNAMEFILL] at any time in the past 12 months?

(TRYWAYS1)

TRQWYNORX

Len : 2 USED TRANQ W/O OWN RX PAST 12 MONTHS

	Freq	Pct
1 = Yes.....	608	1.03
2 = No (not entered).....	254	0.43
85 = BAD DATA Logically assigned.....	3	0.01
91 = NEVER USED/MISUSED TRANQUILIZERS.....	56464	95.59
93 = DID NOT MISUSE TRANQUILIZERS IN THE PAST 12 MONTHS.....	1463	2.48
94 = DON'T KNOW.....	32	0.05
97 = REFUSED.....	18	0.03
98 = BLANK (NO ANSWER).....	227	0.38

(TRYWAYS2)

TRQWYGAMT

Len : 2 USED TRANQ IN GREATER AMTS THAN RX PST 12 MOS

	Freq	Pct
1 = Yes.....	149	0.25
2 = No (not entered).....	713	1.21
91 = NEVER USED/MISUSED TRANQUILIZERS.....	56464	95.59
93 = DID NOT MISUSE TRANQUILIZERS IN THE PAST 12 MONTHS.....	1463	2.48
94 = DON'T KNOW.....	32	0.05
97 = REFUSED.....	18	0.03
98 = BLANK (NO ANSWER).....	230	0.39

(TRYWAYS3)

TRQWYOFTN

Len : 2 USED TRANQ MORE OFTEN THAN RX PAST 12 MONTHS

	Freq	Pct
1 = Yes.....	94	0.16
2 = No (not entered).....	768	1.30
91 = NEVER USED/MISUSED TRANQUILIZERS.....	56464	95.59
93 = DID NOT MISUSE TRANQUILIZERS IN THE PAST 12 MONTHS.....	1463	2.48
94 = DON'T KNOW.....	32	0.05
97 = REFUSED.....	18	0.03
98 = BLANK (NO ANSWER).....	230	0.39

(TRYWAYS4)

TRQWYLNGR

Len : 2 USED TRANQ LONGER THAN RX PAST 12 MONTHS

	Freq	Pct
1 = Yes.....	65	0.11
2 = No (not entered).....	797	1.35
91 = NEVER USED/MISUSED TRANQUILIZERS.....	56464	95.59
93 = DID NOT MISUSE TRANQUILIZERS IN THE PAST 12 MONTHS.....	1463	2.48
94 = DON'T KNOW.....	32	0.05
97 = REFUSED.....	18	0.03
98 = BLANK (NO ANSWER).....	230	0.39

TRANQUILIZERS

(TRYWAYS5)
TRQWYOTWY

Len : 2 USED TRANQ OTHER WAY NOT DIRECTED PST 12 MOS

	Freq	Pct
1 = Yes.....	173	0.29
2 = No (not entered).....	689	1.17
91 = NEVER USED/MISUSED TRANQUILIZERS	56464	95.59
93 = DID NOT MISUSE TRANQUILIZERS IN THE PAST 12 MONTHS.....	1463	2.48
94 = DON'T KNOW	32	0.05
97 = REFUSED	18	0.03
98 = BLANK (NO ANSWER)	230	0.39

Now think about the last time you used a prescription tranquilizer in any way a doctor did not direct you to use it.

Which of these tranquilizers did you use the last time? If you used more than one tranquilizer the last time, please choose one tranquilizer as your best answer.

(RTRYLAST)
TRQNMLAS1

Len : 2 LAST TRANQ USED NOT DIRECTED BY DR PST 12 MOS

	Freq	Pct
1 = Xanax.....	452	0.77
2 = Xanax XR	12	0.02
3 = Alprazolam (generic).....	97	0.16
4 = Extended-release alprazolam (generic)	3	0.01
5 = Ativan	25	0.04
6 = Klonopin.....	32	0.05
7 = Lorazepam (generic).....	62	0.10
8 = Clonazepam (generic).....	57	0.10
9 = Valium.....	33	0.06
10 = Diazepam (generic).....	31	0.05
11 = Cyclobenzaprine (generic), also known as Flexeril.....	72	0.12
12 = Soma.....	9	0.02
13 = Some other tranquilizer.....	26	0.04
85 = BAD DATA Logically assigned	3	0.01
91 = NEVER USED/MISUSED TRANQUILIZERS	56464	95.59
93 = DID NOT MISUSE TRANQUILIZERS IN THE PAST 12 MONTHS.....	1463	2.48
94 = DON'T KNOW	1	0.00
97 = REFUSED	2	0.00
98 = BLANK (NO ANSWER)	225	0.38

Now think about the last time you used [TRLASTFILL2] in any way a doctor did not direct you to use it/them.

What were the reasons you used [TRLASTFILL2] the last time?

(TRYMOTIV1)
TRQRSRELX

Len : 2 USED LAST TRANQ (NOT DIRECTED) TO RELAX

	Freq	Pct
1 = Yes.....	552	0.93
2 = No (not entered).....	336	0.57
3 = Yes LOGICALLY ASSIGNED.....	10	0.02
85 = BAD DATA Logically assigned	2	0.00
91 = NEVER USED/MISUSED TRANQUILIZERS	56464	95.59
93 = DID NOT MISUSE TRANQUILIZERS IN THE PAST 12 MONTHS.....	1463	2.48
94 = DON'T KNOW	7	0.01
97 = REFUSED	5	0.01
98 = BLANK (NO ANSWER)	230	0.39

(TRYMOTIV2)
TRQRSEXT

Len : 2 USED LAST TRANQ (NOT DIRECTED) TO EXPERIMENT

	Freq	Pct
1 = Yes.....	92	0.16
2 = No (not entered).....	806	1.36
85 = BAD DATA Logically assigned	1	0.00
91 = NEVER USED/MISUSED TRANQUILIZERS	56464	95.59
93 = DID NOT MISUSE TRANQUILIZERS IN THE PAST 12 MONTHS.....	1463	2.48
94 = DON'T KNOW	7	0.01
97 = REFUSED	5	0.01
98 = BLANK (NO ANSWER)	231	0.39

TRANQUILIZERS

(TRYMOTIV3)
TRQRSHIGH

Len : 2 USED LAST TRANQ (NOT DIRECTED) TO GET HIGH

	Freq	Pct
1 = Yes.....	184	0.31
2 = No (not entered).....	713	1.21
3 = Yes LOGICALLY ASSIGNED.....	1	0.00
91 = NEVER USED/MISUSED TRANQUILIZERS.....	56464	95.59
93 = DID NOT MISUSE TRANQUILIZERS IN THE PAST 12 MONTHS.....	1463	2.48
94 = DON'T KNOW.....	7	0.01
97 = REFUSED.....	5	0.01
98 = BLANK (NO ANSWER).....	232	0.39

(TRYMOTIV4)
TRQRSSLEP

Len : 2 USED LAST TRANQ (NOT DIRECTED) FOR SLEEP

	Freq	Pct
1 = Yes.....	323	0.55
2 = No (not entered).....	575	0.97
91 = NEVER USED/MISUSED TRANQUILIZERS.....	56464	95.59
93 = DID NOT MISUSE TRANQUILIZERS IN THE PAST 12 MONTHS.....	1463	2.48
94 = DON'T KNOW.....	7	0.01
97 = REFUSED.....	5	0.01
98 = BLANK (NO ANSWER).....	232	0.39

(TRYMOTIV5)
TRQRSEMOT

Len : 2 USED LAST TRANQ (NOT DIRECTED) FOR EMOTIONS

	Freq	Pct
1 = Yes.....	320	0.54
2 = No (not entered).....	578	0.98
91 = NEVER USED/MISUSED TRANQUILIZERS.....	56464	95.59
93 = DID NOT MISUSE TRANQUILIZERS IN THE PAST 12 MONTHS.....	1463	2.48
94 = DON'T KNOW.....	7	0.01
97 = REFUSED.....	5	0.01
98 = BLANK (NO ANSWER).....	232	0.39

(TRYMOTIV6)
TRQRSDGFX

Len : 2 USED LAST TRANQ (NOT DIRECTED) OTH DRUG EFFECT

	Freq	Pct
1 = Yes.....	67	0.11
2 = No (not entered).....	830	1.41
3 = Yes LOGICALLY ASSIGNED.....	1	0.00
91 = NEVER USED/MISUSED TRANQUILIZERS.....	56464	95.59
93 = DID NOT MISUSE TRANQUILIZERS IN THE PAST 12 MONTHS.....	1463	2.48
94 = DON'T KNOW.....	7	0.01
97 = REFUSED.....	5	0.01
98 = BLANK (NO ANSWER).....	232	0.39

(TRYMOTIV7)
TRQRSHOOK

Len : 2 USED LAST TRANQ (NOT DIRECTED) BECAUSE HOOKED

	Freq	Pct
1 = Yes.....	24	0.04
2 = No (not entered).....	874	1.48
91 = NEVER USED/MISUSED TRANQUILIZERS.....	56464	95.59
93 = DID NOT MISUSE TRANQUILIZERS IN THE PAST 12 MONTHS.....	1463	2.48
94 = DON'T KNOW.....	7	0.01
97 = REFUSED.....	5	0.01
98 = BLANK (NO ANSWER).....	232	0.39

(TRYMOTIV8)
TRQRSSOR

Len : 2 USED LAST TRANQ (NOT DIRECTED) OTHER REASON

	Freq	Pct
1 = Yes.....	75	0.13
2 = No (not entered).....	823	1.39
91 = NEVER USED/MISUSED TRANQUILIZERS.....	56464	95.59
93 = DID NOT MISUSE TRANQUILIZERS IN THE PAST 12 MONTHS.....	1463	2.48
94 = DON'T KNOW.....	7	0.01
97 = REFUSED.....	5	0.01
98 = BLANK (NO ANSWER).....	232	0.39

TRANQUILIZERS

Please type in the other reason you used [TRLASTFILL2] the last time. When you have finished typing your answer, press [ENTER] to go to the next question.

(TRMOTOT)
TRQRSOTRS2

Len : 3 REASON USED LAST TRANQ (NOT DIRECTED)

	Freq	Pct
1 = To relieve physical pain.....	24	0.04
2 = To relax or relieve tension.....	18	0.03
4 = To feel good or get high.....	3	0.01
6 = To help me with my feelings or emotions.....	1	0.00
7 = To increase/decrease effects of some other drug.....	1	0.00
8 = Because I am "hooked" or I have to have it/them.....	1	0.00
13 = I used it/them for some other reason.....	12	0.02
16 = Suicide attempt/suicidal thoughts.....	2	0.00
20 = To try out for medical condition.....	3	0.01
22 = To prevent/treat anxiety/panic attacks.....	4	0.01
985 = BAD DATA (logically assigned).....	5	0.01
991 = NEVER USED TRANQUILIZERS.....	56464	95.59
993 = DID NOT MISUSE TRANQUILIZERS IN THE PAST 12 MONTHS.....	1463	2.48
994 = DON'T KNOW.....	1	0.00
998 = BLANK (no answer).....	244	0.41
999 = LEGITIMATE SKIP.....	823	1.39

Which was the main reason you used [TRLASTFILL2] the last time?

(RTRYMOT1)
TRQRSMAIN

Len : 2 MAIN REASON USED LAST TRANQ (NOT DIRECTED)

	Freq	Pct
1 = To relax or relieve tension.....	127	0.22
2 = To experiment or to see what it was/they were like.....	8	0.01
3 = To feel good or get high.....	58	0.10
4 = To help with my sleep.....	69	0.12
5 = To help me with my feelings or emotions.....	93	0.16
6 = To increase or decrease the effect(s) of some other drug.....	15	0.03
7 = Because I am 'hooked' or I have to have it/them.....	4	0.01
8 = The other reason I reported.....	7	0.01
11 = To relax or relieve tension LOGICALLY ASSIGNED.....	6	0.01
15 = To help with feelings/emotions LOGICALLY ASSIGNED.....	1	0.00
91 = NEVER USED/MISUSED TRANQUILIZERS.....	56464	95.59
93 = DID NOT MISUSE TRANQUILIZERS IN THE PAST 12 MONTHS.....	1463	2.48
98 = BLANK (NO ANSWER).....	244	0.41
99 = LEGITIMATE SKIP.....	510	0.86

NOTE: TRQNORXFG is set to 1 when respondents reported that the only way they misused tranquilizers in the past year was without a prescription. These respondents also reported that the last tranquilizer they misused was obtained through a prescription (a) from one doctor or (b) from more than one doctor.

TRQNORXFG

Len : 2 ONLY PST YR MISUSE W/O RX BUT RX FOR LAST TRANQ

	Freq	Pct
1 = Only misuse w/o Rx but reported last drug gotten with Rx.....	12	0.02
98 = BLANK (NO ANSWER).....	59057	99.98

The following variable for any past year misuse of Any Benzodiazepines Tranquilizers, TRBZNMYSR, was assigned a positive response if a respondent indicated any past year misuse of Benzodiazepine Tranquilizers or past year misuse of Benzodiazepine Tranquilizers that were specified as other Tranquilizers.

TRBZNMYSR

Len : 1 RC - BENZODIAZEPINES TRANQUILIZERS - PAST YEAR MISUSE

	Freq	Pct
. = Missing.....	166	0.28
0 = No.....	58079	98.32
1 = Yes.....	824	1.39

STIMULANTS SCREENER

STIMULANTS SCREENER

Have you **ever**, even once, used any **prescription stimulant**?

Remember, do not include "over-the-counter" stimulants such as Dexatrim, No-Doz, Hydroxycut, or 5-Hour Energy.

(*STLANY*)

[STMANYLIF](#)

Len : 2 ANY STIMULANT USE IN LIFETIME

	Freq	Pct
1 = Yes.....	3139	5.31
2 = No.....	50757	85.93
5 = Yes LOGICALLY ASSIGNED (from skip pattern)	4837	8.19
94 = DON'T KNOW	176	0.30
97 = REFUSED	22	0.04
98 = BLANK (NO ANSWER)	138	0.23

NOTE: STMANYREC was created from responses of any use in the past 12 months for specific stimulants and from STMANYLIF for any lifetime use of stimulants.

[STMANYREC](#)

Len : 2 RC - MOST RECENT ANY STIMULANT USE (RECODE)

	Freq	Pct
1 = Within the past 12 months	4837	8.19
2 = More than 12 months ago	3123	5.29
9 = Used at some point in the lifetime LOG ASSN.....	16	0.03
83 = DID NOT USE PST 12 MOS (LIFETIME UNK) Log assn	116	0.20
91 = NEVER USED STIMULANTS.....	50757	85.93
98 = BLANK (NO ANSWER)	220	0.37

STIMULANTS

STIMULANTS

The next question asks about using prescription stimulants in any way a doctor did not direct you to use them.

When you answer these questions, please think only about your use of the drug in any way a doctor did not direct you to use it, including:

- Using it without a prescription of your own
- Using it in greater amounts, more often, or longer than you were told to take it
- Using it in any other way a doctor did not direct you to use it

Have you ever, even once, used any prescription stimulant in any way a doctor did not direct you to use it?

(STL01, STL02)

STMNMLIF

Len : 2 EVER USED STIMULANT NOT DIRECTED BY DR

	Freq	Pct
1 = Yes.....	1630	2.76
2 = No.....	5147	8.71
5 = Yes LOGICALLY ASSIGNED (from skip pattern).....	1155	1.96
85 = BAD DATA Logically assigned.....	6	0.01
91 = NEVER USED/MISUSED STIMULANTS.....	50757	85.93
94 = DON'T KNOW.....	21	0.04
97 = REFUSED.....	4	0.01
98 = BLANK (NO ANSWER).....	349	0.59

NOTE: The variable STMNMREC is a recoded variable that was created from STMNMLIF, the 12-month misuse variables of specific stimulants, and STIMNM30DY.

STMNMREC

Len : 2 RC - MOST RECENT STIMULANT MISUSE (RECODE)

	Freq	Pct
1 = Within the past 30 days.....	342	0.58
2 = More than 30 days ago but within the past 12 mos.....	806	1.36
3 = More than 12 months ago.....	1626	2.75
8 = Misused at some point in past 12 mos LOG ASSN.....	7	0.01
9 = Misused at some point in lifetime LOG ASSN.....	4	0.01
83 = DID NOT MISUSE PST 12 MOS (LIFETIME UNK) Log assn.....	133	0.23
91 = NEVER USED/MISUSED STIMULANTS.....	55904	94.64
98 = BLANK (NO ANSWER).....	247	0.42

NOTE: STMNMINIT is "reverse coded" from the answers in STL03. STL03=1 (yes) was recoded to 2 in STMNMINIT because this answer means that the respondent misused stimulants before the past 12 months (and therefore is not a past year initiate for misuse of stimulants). STL03=2 (no) was recoded to 1 in STMNMINIT because this answer means that the respondent did not misuse stimulants before the past 12 months (and therefore is a past year initiate for misuse of stimulants).

Earlier questions were about the past 12 months. This question is about any time before then, that is, any time in your life before [DATEFILL].

At any time before [DATEFILL], did you ever use any prescription stimulant in a way a doctor did not direct you to use it?

(STL03)

STMNMINIT

Len : 2 PAST YEAR INITIATE FOR ANY STIMULANT MISUSE

	Freq	Pct
1 = Past year initiate.....	259	0.44
2 = Not a past year initiate.....	49	0.08
4 = Not past yr initiate LOG ASSN (from skip pattern).....	842	1.43
83 = NOT PAST YR INITIATE (AT-RISK STATUS UNKNOWN).....	133	0.23
91 = NEVER USED/MISUSED STIMULANTS.....	55904	94.64
93 = DID NOT MISUSE STIMULANTS IN THE PAST 12 MOS.....	1626	2.75
94 = DON'T KNOW.....	5	0.01
98 = BLANK (NO ANSWER).....	251	0.42

NOTE: The variables STMNMAGE, STMNMYFU, and STMNMMFU show the age, year, and month of first misuse, respectively, for respondents who initiated misuse of stimulants in the 12 months prior to being interviewed (STMNMINIT=1).

STMNMAGE

Len : 3 RC - AGE 1ST MISUSED FOR PAST YR STIM INITIATES

	Freq	Pct
RANGE = 12 - 73.....	248	0.42
983 = NOT A PAST YEAR INITIATE Log assn.....	133	0.23
991 = NEVER USED/MISUSED STIMULANTS.....	55904	94.64
993 = NOT A PAST YEAR INITIATE.....	2517	4.26
998 = BLANK (NO ANSWER).....	267	0.45

STIMULANTS

[STMNMYFU](#)

Len : 4 RC - YR 1ST MISUSED FOR PAST YR STIM INITIATES

	Freq	Pct
RANGE = 2021 - 2022	247	0.42
9983 = NOT A PAST YEAR INITIATE Logically assigned.....	133	0.23
9991 = NEVER USED/MISUSED STIMULANTS	55904	94.64
9993 = NOT A PAST YEAR INITIATE	2517	4.26
9998 = BLANK (NO ANSWER).....	268	0.45

[STMNMMFU](#)

Len : 2 RC - MONTH 1ST MISUSED FOR PAST YR STIM INITIATES

	Freq	Pct
1 = January.....	16	0.03
2 = February.....	16	0.03
3 = March.....	18	0.03
4 = April	19	0.03
5 = May.....	17	0.03
6 = June.....	20	0.03
7 = July	23	0.04
8 = August	27	0.05
9 = September.....	18	0.03
10 = October.....	25	0.04
11 = November	19	0.03
12 = December.....	17	0.03
83 = NOT A PAST YEAR INITIATE Logically assigned	133	0.23
91 = NEVER USED/MISUSED STIMULANTS	55904	94.64
93 = NOT A PAST YEAR INITIATE	2517	4.26
98 = BLANK (NO ANSWER)	280	0.47

In the past 30 days, that is, from [DATEFILL] up to and including today, did you use [STNAMEFILL] in any way a doctor did not direct you to use [STNUMFILL]?

(STM01)

[STMNM30D](#)

Len : 2 USED STIMULANT NOT DIRECTED BY DR PAST 30 DAYS

	Freq	Pct
1 = Yes.....	323	0.55
2 = No.....	806	1.36
5 = Yes LOGICALLY ASSIGNED.....	19	0.03
83 = DID NOT MISUSE STIM IN THE PST 30 DAYS LOG ASSN.....	3	0.01
85 = BAD DATA Logically assigned.....	4	0.01
91 = NEVER USED/MISUSED STIMULANTS	55904	94.64
93 = DID NOT MISUSE STIMULANTS IN THE PAST 30 DAYS.....	1756	2.97
94 = DON'T KNOW.....	3	0.01
97 = REFUSED	3	0.01
98 = BLANK (NO ANSWER)	248	0.42

During the past 30 days, on how many days did you use [STNAMEFILL] in any way a doctor did not direct you to use [STNUMFILL]?

(STM02)

[STMNM30FQ](#)

Len : 2 # DAYS USED STIMULANT NOT DIRECTD BY DR PST 30 DYS

	Freq	Pct
RANGE = 1 - 30	338	0.57
83 = DID NOT MISUSE STIM IN THE PST 30 DAYS LOG ASSN.....	2	0.00
85 = BAD DATA Logically assigned.....	1	0.00
91 = NEVER USED/MISUSED STIMULANTS	55904	94.64
93 = DID NOT MISUSE STIMULANTS IN THE PAST 30 DAYS.....	2563	4.34
94 = DON'T KNOW.....	3	0.01
97 = REFUSED	1	0.00
98 = BLANK (NO ANSWER)	257	0.44

STIMULANTS

What is your best estimate of the number of days you used [STNAMEFILL] in any way a doctor did not direct you to use [STNUMFILL] during the past 30 days?

(STM02DKRE)
STMNM30ES

Len : 2 EST # DAYS USED STIMULANT NOT DIRECTED PST 30 DYS

	Freq	Pct
3 = 6 to 9 days.....	2	0.00
4 = 10 to 19 days.....	1	0.00
6 = All 30 days.....	1	0.00
91 = NEVER USED/MISUSED STIMULANTS	55904	94.64
93 = DID NOT MISUSE STIMULANTS IN THE PAST 30 DAYS.....	2565	4.34
98 = BLANK (NO ANSWER)	258	0.44
99 = LEGITIMATE SKIP.....	338	0.57

During the past 30 days, did you use [STNAMEFILL] in any way a doctor did not direct you to use [STNUMFILL] while you were drinking alcohol or within a couple of hours of drinking?

(STM03)
STMNM30AL

Len : 2 USED STIMULANT NOT DIRECTED BY DR W/ALC PST 30 DYS

	Freq	Pct
1 = Yes.....	140	0.24
2 = No.....	129	0.22
83 = DID NOT MISUSE PAST 30 DAYS Logically assigned.....	1	0.00
91 = NEVER USED/MISUSED STIMULANTS	55904	94.64
93 = DID NOT MISUSE STIMULANTS IN THE PAST 30 DAYS.....	2564	4.34
98 = BLANK (NO ANSWER)	262	0.44
99 = LEGITIMATE SKIP.....	69	0.12

Which of these statements describe your use of it/them at any time in the past 12 months?

To select more than one statement, press the space bar between the numbers. When you have finished, press [ENTER].

(STYWAYS1)
STMWYNORX

Len : 2 USED STIMULANT W/O OWN RX PAST 12 MONTHS

	Freq	Pct
1 = Yes.....	828	1.40
2 = No (not entered).....	303	0.51
83 = DID NOT MISUSE STIM IN THE PST 12 MOS LOG ASSN	1	0.00
85 = BAD DATA Logically assigned.....	2	0.00
91 = NEVER USED/MISUSED STIMULANTS	55904	94.64
93 = DID NOT MISUSE STIMULANTS IN THE PAST 12 MONTHS.....	1758	2.98
94 = DON'T KNOW	13	0.02
97 = REFUSED	10	0.02
98 = BLANK (NO ANSWER)	250	0.42

(STYWAYS2)
STMWYGAMT

Len : 2 USED STIMULANT IN GREATER AMTS THAN RX PST 12 MOS

	Freq	Pct
1 = Yes.....	204	0.35
2 = No (not entered).....	927	1.57
83 = DID NOT MISUSE PAST 12 MOS Logically assigned.....	1	0.00
85 = BAD DATA Logically assigned.....	2	0.00
91 = NEVER USED/MISUSED STIMULANTS	55904	94.64
93 = DID NOT MISUSE STIMULANTS IN THE PAST 12 MONTHS.....	1758	2.98
94 = DON'T KNOW	13	0.02
97 = REFUSED	10	0.02
98 = BLANK (NO ANSWER)	250	0.42

(STYWAYS3)
STMWYOFTN

Len : 2 USED STIMULANT MORE OFTEN THAN RX PAST 12 MONTHS

	Freq	Pct
1 = Yes.....	113	0.19
2 = No (not entered).....	1018	1.72
91 = NEVER USED/MISUSED STIMULANTS	55904	94.64
93 = DID NOT MISUSE STIMULANTS IN THE PAST 12 MONTHS.....	1759	2.98
94 = DON'T KNOW	13	0.02
97 = REFUSED	10	0.02
98 = BLANK (NO ANSWER)	252	0.43

STIMULANTS

(STYWAYS4)
STMWYLNGR

Len : 2 USED STIMULANT LONGER THAN RX PAST 12 MONTHS

	Freq	Pct
1 = Yes.....	53	0.09
2 = No (not entered).....	1078	1.82
91 = NEVER USED/MISUSED STIMULANTS	55904	94.64
93 = DID NOT MISUSE STIMULANTS IN THE PAST 12 MONTHS.....	1759	2.98
94 = DON'T KNOW.....	13	0.02
97 = REFUSED	10	0.02
98 = BLANK (NO ANSWER)	252	0.43

(STYWAYS5)
STMWYOTWY

Len : 2 USED STIMULANT OTHER WAY NOT DIRECTED PST 12 MOS

	Freq	Pct
1 = Yes.....	216	0.37
2 = No (not entered).....	915	1.55
83 = DID NOT MISUSE STIM IN THE PST 12 MOS LOG ASSN	2	0.00
91 = NEVER USED/MISUSED STIMULANTS	55904	94.64
93 = DID NOT MISUSE STIMULANTS IN THE PAST 12 MONTHS.....	1757	2.97
94 = DON'T KNOW.....	13	0.02
97 = REFUSED	10	0.02
98 = BLANK (NO ANSWER)	252	0.43

At any time in the past 12 months, did you ever use a needle to inject [STNAMEFILL] ?

(STYNDL)
STMNDLYR

Len : 2 USED STIMULANT WITH A NEEDLE PAST 12 MONTHS

	Freq	Pct
1 = Yes.....	19	0.03
2 = No.....	1134	1.92
83 = DID NOT MISUSE STIM IN THE PST 12M LOG ASSN	3	0.01
85 = BAD DATA Logically assigned.....	4	0.01
91 = NEVER USED/MISUSED STIMULANTS	55904	94.64
93 = DID NOT MISUSE STIMULANTS IN THE PAST 12 MONTHS.....	1756	2.97
94 = DON'T KNOW.....	1	0.00
98 = BLANK (NO ANSWER)	248	0.42

(STNDL30)
STMNDLREC

Len : 2 TIME SINCE LAST USED NEEDLE TO INJECT STIMULANT

	Freq	Pct
1 = Within the past 30 days.....	5	0.01
2 = More than 30 days ago but within the past 12 months	5	0.01
12 = More than 30 dys ago but in pst 12 mo (STMNMREC=2).....	9	0.02
85 = BAD DATA Logically assigned.....	1	0.00
91 = NEVER USED/MISUSED STIMULANTS	55904	94.64
93 = DID NOT MISUSE STIMULANTS IN THE PAST 12 MONTHS.....	1759	2.98
98 = BLANK (NO ANSWER)	252	0.43
99 = LEGITIMATE SKIP.....	1134	1.92

STIMULANTS

Now think about the last time you used a prescription stimulant in any way a doctor did not direct you to use it.

Which of these stimulants did you use the last time? If you used more than one stimulant the last time, please choose one stimulant as your best answer.

(RSTYLAST)
STMNMLAS1

Len : 2 LAST STIMULANT USED NOT DIRECTED BY DR PST 12 MOS

	Freq	Pct
1 = Adderall	644	1.09
2 = Adderall XR.....	185	0.31
3 = Dexedrine	6	0.01
4 = Dextroamphetamine (generic).....	25	0.04
5 = Mixed amphetamine-dextroamphetamine pills (generic).....	24	0.04
6 = Extend-rel amphet-dextroamp oth than Adderall XR (generic).....	11	0.02
7 = Ritalin	51	0.09
8 = Ritalin LA.....	2	0.00
9 = Concerta.....	25	0.04
10 = Daytrana	1	0.00
11 = Metadate CD.....	1	0.00
12 = Metadate ER	1	0.00
13 = Methylphenidate (generic).....	14	0.02
14 = Extended-release methylphenidate (generic).....	2	0.00
15 = Focalin	6	0.01
16 = Focalin XR.....	5	0.01
17 = Dexmethylphenidate (generic).....	3	0.01
18 = Extended-release dexmethylphenidate (generic).....	1	0.00
19 = Benzphetamine	4	0.01
22 = Phendimetrazine	1	0.00
23 = Phentermine	20	0.03
24 = Provigil	13	0.02
26 = Vyvanse	84	0.14
27 = Some other stimulant.....	20	0.03
83 = DID NOT MISUSE STIM IN THE PST 12 MOS LOG ASSN.....	3	0.01
85 = BAD DATA Logically assigned.....	4	0.01
91 = NEVER USED/MISUSED STIMULANTS	55904	94.64
93 = DID NOT MISUSE STIMULANTS IN THE PAST 12 MONTHS.....	1756	2.97
94 = DON'T KNOW	2	0.00
97 = REFUSED	3	0.01
98 = BLANK (NO ANSWER)	248	0.42

Now think about the last time you used [STLASTFILL2] in any way a doctor did not direct you to use it/them.

What were the reasons you used [STLASTFILL2] the last time?

(STYMOTIV1)
STMRSWGHT

Len : 2 USED LAST STIMULANT (NOT DIRECTED) TO LOSE WEIGHT

	Freq	Pct
1 = Yes.....	99	0.17
2 = No (not entered).....	1048	1.77
85 = BAD DATA Logically assigned.....	2	0.00
91 = NEVER USED/MISUSED STIMULANTS	55904	94.64
93 = DID NOT MISUSE STIMULANTS IN THE PAST 12 MONTHS.....	1759	2.98
94 = DON'T KNOW	3	0.01
97 = REFUSED	4	0.01
98 = BLANK (NO ANSWER)	250	0.42

(STYMOTIV2)
STMRSCONC

Len : 2 USED LAST STIMULANT (NOT DIRECTED) TO CONCENTRATE

	Freq	Pct
1 = Yes.....	665	1.13
2 = No (not entered).....	480	0.81
3 = Yes LOGICALLY ASSIGNED.....	2	0.00
83 = DID NOT MISUSE PAST 12 MOS Logically assigned.....	1	0.00
85 = BAD DATA Logically assigned.....	2	0.00
91 = NEVER USED/MISUSED STIMULANTS	55904	94.64
93 = DID NOT MISUSE STIMULANTS IN THE PAST 12 MONTHS.....	1758	2.98
94 = DON'T KNOW	3	0.01
97 = REFUSED	4	0.01
98 = BLANK (NO ANSWER)	250	0.42

STIMULANTS

(*STYMOTIV3*)
STMRSALRT

Len : 2 USED LAST STIMULANT (NOT DIRECTED) TO BE ALERT

	Freq	Pct
1 = Yes.....	550	0.93
2 = No (not entered).....	594	1.01
3 = Yes LOGICALLY ASSIGNED.....	3	0.01
83 = DID NOT MISUSE STIM IN THE PST 12 MOS LOG ASSN.....	2	0.00
91 = NEVER USED/MISUSED STIMULANTS.....	55904	94.64
93 = DID NOT MISUSE STIMULANTS IN THE PAST 12 MONTHS.....	1757	2.97
94 = DON'T KNOW.....	3	0.01
97 = REFUSED.....	4	0.01
98 = BLANK (NO ANSWER).....	252	0.43

(*STYMOTIV4*)
STMRSSTDY

Len : 2 USED LAST STIMULANT (NOT DIRECTED) TO STUDY

	Freq	Pct
1 = Yes.....	321	0.54
2 = No (not entered).....	826	1.40
83 = DID NOT MISUSE STIM IN THE PST 12 MOS LOG ASSN.....	1	0.00
91 = NEVER USED/MISUSED STIMULANTS.....	55904	94.64
93 = DID NOT MISUSE STIMULANTS IN THE PAST 12 MONTHS.....	1758	2.98
94 = DON'T KNOW.....	3	0.01
97 = REFUSED.....	4	0.01
98 = BLANK (NO ANSWER).....	252	0.43

(*STYMOTIV5*)
STMRSXPT

Len : 2 USED LAST STIMULANT (NOT DIRECTED) TO EXPERIMENT

	Freq	Pct
1 = Yes.....	151	0.26
2 = No (not entered).....	996	1.69
91 = NEVER USED/MISUSED STIMULANTS.....	55904	94.64
93 = DID NOT MISUSE STIMULANTS IN THE PAST 12 MONTHS.....	1759	2.98
94 = DON'T KNOW.....	3	0.01
97 = REFUSED.....	4	0.01
98 = BLANK (NO ANSWER).....	252	0.43

(*STYMOTIV6*)
STMRSHIGH

Len : 2 USED LAST STIMULANT (NOT DIRECTED) TO GET HIGH

	Freq	Pct
1 = Yes.....	203	0.34
2 = No (not entered).....	941	1.59
3 = Yes LOGICALLY ASSIGNED.....	3	0.01
91 = NEVER USED/MISUSED STIMULANTS.....	55904	94.64
93 = DID NOT MISUSE STIMULANTS IN THE PAST 12 MONTHS.....	1759	2.98
94 = DON'T KNOW.....	3	0.01
97 = REFUSED.....	4	0.01
98 = BLANK (NO ANSWER).....	252	0.43

(*STYMOTIV7*)
STMRSDFX

Len : 2 USED LAST STIMULANT (NOT DIRECTED) OTH DRUG EFFECT

	Freq	Pct
1 = Yes.....	48	0.08
2 = No (not entered).....	1099	1.86
83 = DID NOT MISUSE PAST 12 MOS Logically assigned.....	1	0.00
91 = NEVER USED/MISUSED STIMULANTS.....	55904	94.64
93 = DID NOT MISUSE STIMULANTS IN THE PAST 12 MONTHS.....	1758	2.98
94 = DON'T KNOW.....	3	0.01
97 = REFUSED.....	4	0.01
98 = BLANK (NO ANSWER).....	252	0.43

STIMULANTS

(*STYMOTIV8*)
STMRSHOOK

Len : 2 USED LAST STIMULANT (NOT DIRECTED) BECAUSE HOOKED

	Freq	Pct
1 = Yes.....	21	0.04
2 = No (not entered).....	1126	1.91
91 = NEVER USED/MISUSED STIMULANTS	55904	94.64
93 = DID NOT MISUSE STIMULANTS IN THE PAST 12 MONTHS.....	1759	2.98
94 = DON'T KNOW.....	3	0.01
97 = REFUSED	4	0.01
98 = BLANK (NO ANSWER)	252	0.43

(*STYMOTIV9*)
STMRSSOR

Len : 2 USED LAST STIMULANT (NOT DIRECTED) OTHER REASON

	Freq	Pct
1 = Yes.....	67	0.11
2 = No (not entered).....	1080	1.83
83 = DID NOT MISUSE STIM IN THE PST 12 MOS LOG ASSN	1	0.00
91 = NEVER USED/MISUSED STIMULANTS	55904	94.64
93 = DID NOT MISUSE STIMULANTS IN THE PAST 12 MONTHS.....	1758	2.98
94 = DON'T KNOW.....	3	0.01
97 = REFUSED	4	0.01
98 = BLANK (NO ANSWER)	252	0.43

Please type in the other reason you used [STLASTFILL2] the last time. When you have finished typing your answer, press [ENTER] to go to the next question.

(*STMOTOT*)
STMRSOTRS2

Len : 3 REASON USED LAST STIMULANT (NOT DIRECTED)

	Freq	Pct
1 = To relieve physical pain.....	5	0.01
2 = To relax or relieve tension	6	0.01
4 = To feel good or get high.....	4	0.01
6 = To help me with my feelings or emotions.....	9	0.02
10 = To help me concentrate.....	2	0.00
11 = To help me be alert or stay awake.....	3	0.01
13 = I used it/them for some other reason.....	15	0.03
14 = For cold/flu/fever/sick/illness; pain not specified.....	3	0.01
15 = To get work/chores done, not studying	8	0.01
20 = To try out for medical condition	4	0.01
25 = To make sex more pleasurable.....	3	0.01
38 = To replace another/other drug(s); otherwise unspd	3	0.01
983 = DID NOT USE STIM IN THE PAST 12 MOS Logically assigned.....	1	0.00
985 = BAD DATA (logically assigned).....	1	0.00
991 = NEVER USED STIMULANTS.....	55904	94.64
993 = DID NOT MISUSE STIMULANTS IN THE PAST 12 MONTHS.....	1758	2.98
994 = DON'T KNOW	1	0.00
998 = BLANK (no answer).....	259	0.44
999 = LEGITIMATE SKIP.....	1080	1.83

STIMULANTS

Which was the main reason you used [STLASTFILL2] the last time?

(RSTYMOT1)
STMRSMAIN

Len : 2 MAIN REASON USED LAST STIMULANT (NOT DIRECTED)

	Freq	Pct
1 = To help me lose weight.....	16	0.03
2 = To help me concentrate.....	204	0.35
3 = To help me be alert or stay awake.....	147	0.25
4 = To help me study	116	0.20
5 = To experiment or to see what it was/they were like	17	0.03
6 = To feel good or get high.....	50	0.08
7 = To increase or decrease the effect(s) of some other drug	8	0.01
8 = Because I am 'hooked' or I have to have it/them	4	0.01
9 = The other reason I reported	10	0.02
13 = To help me be alert or stay awake LOGICALLY ASSIGNED	1	0.00
16 = To feel good or get high LOGICALLY ASSIGNED	2	0.00
83 = DID NOT USE STIM IN THE PAST 12 MOS Logically assigned.....	1	0.00
91 = NEVER USED/MISUSED STIMULANTS	55904	94.64
93 = DID NOT MISUSE STIMULANTS IN THE PAST 12 MONTHS.....	1758	2.98
94 = DON'T KNOW	3	0.01
98 = BLANK (NO ANSWER)	259	0.44
99 = LEGITIMATE SKIP.....	569	0.96

NOTE: STMNORXFG is set to 1 when respondents reported that the only way they misused stimulants in the past year was without a prescription. These respondents also reported that the last stimulant they misused was obtained through a prescription (a) from one doctor or (b) from more than one doctor.

STMNORXFG

Len : 2 ONLY PST YR MISUSE W/O RX BUT RX FOR LAST STIM

	Freq	Pct
1 = Only misuse w/o Rx but reported last drug gotten with Rx.....	20	0.03
98 = BLANK (NO ANSWER)	59049	99.97

SEDATIVES SCREENER

SEDATIVES SCREENER

Have you **ever**, even once, used **any prescription sedative**?

Remember, do not include "over-the-counter" sedatives such as Sominex, Unisom, Nytol, or Benadryl.

(SVLANY)

SEDANYLIF

Len : 2 ANY SEDATIVE USE IN LIFETIME

	Freq	Pct
1 = Yes.....	3100	5.25
2 = No.....	53028	89.77
5 = Yes LOGICALLY ASSIGNED (from skip pattern)	2469	4.18
94 = DON'T KNOW	261	0.44
97 = REFUSED	24	0.04
98 = BLANK (NO ANSWER)	187	0.32

NOTE: SEDANYREC was created from responses of any use in the past 12 months for specific sedatives and from SEDANYLIF for any lifetime use of sedatives.

SEDANYREC

Len : 2 RC - MOST RECENT ANY SEDATIVE USE (RECODE)

	Freq	Pct
1 = Within the past 12 months	2469	4.18
2 = More than 12 months ago	3090	5.23
9 = Used at some point in the lifetime LOG ASSN.....	10	0.02
83 = DID NOT USE PST 12 MOS (LIFETIME UNK) Log assn	174	0.29
91 = NEVER USED SEDATIVES	53028	89.77
98 = BLANK (NO ANSWER)	298	0.50

The following variable for any past year use of Any Benzodiazepines Sedatives, SVBZOANYR, was assigned a positive response if a respondent indicated any past year use of Benzodiazepine Sedatives or past year misuse of Benzodiazepine Sedatives that were specified as other Sedatives.

SVBZOANYR

Len : 1 RC - BENZODIAZEPINES SEDATIVES - ANY PAST YEAR USE

	Freq	Pct
. = Missing.....	253	0.43
0 = No.....	58514	99.06
1 = Yes.....	302	0.51

SEDATIVES

SEDATIVES

The next question asks about using prescription sedatives in any way a doctor did not direct you to use them.

When you answer these questions, please think only about your use of the drug in any way a doctor did not direct you to use it, including:

- Using it without a prescription of your own
- Using it in greater amounts, more often, or longer than you were told to take it
- Using it in any other way a doctor did not direct you to use it

Have you ever, even once, used any prescription sedative in any way a doctor did not direct you to use it?

(SVL01, SVL02)

SEDNMLIF

Len : 2 EVER USED SEDATIVE NOT DIRECTED BY DR

	Freq	Pct
1 = Yes.....	905	1.53
2 = No.....	4461	7.55
5 = Yes LOGICALLY ASSIGNED (from skip pattern).....	171	0.29
85 = BAD DATA Logically assigned.....	14	0.02
91 = NEVER USED/MISUSED SEDATIVES.....	53028	89.77
94 = DON'T KNOW.....	6	0.01
97 = REFUSED.....	1	0.00
98 = BLANK (NO ANSWER).....	483	0.82

NOTE: The variable SEDNMREC is a recoded variable that was created from SEDNMLIF, the 12-month misuse variables of specific sedatives, and SEDTVNM30DY.

SEDNMREC

Len : 2 RC - MOST RECENT SEDATIVE MISUSE (RECODE)

	Freq	Pct
1 = Within the past 30 days.....	51	0.09
2 = More than 30 days ago but within the past 12 mos.....	119	0.20
3 = More than 12 months ago.....	902	1.53
8 = Misused at some point in past 12 mos LOG ASSN.....	1	0.00
9 = Misused at some point in lifetime LOG ASSN.....	3	0.01
83 = DID NOT MISUSE PST 12 MOS (LIFETIME UNK) Log assn.....	193	0.33
91 = NEVER USED/MISUSED SEDATIVES.....	57489	97.33
98 = BLANK (NO ANSWER).....	311	0.53

NOTE: SEDNMINIT is "reverse coded" from the answers in SVL03. SVL03=1 (yes) was recoded to 2 in SEDNMINIT because this answer means that the respondent misused sedatives before the past 12 months (and therefore is not a past year initiate for misuse of sedatives). SVL03=2 (no) was recoded to 1 in SEDNMINIT because this answer means that the respondent did not misuse sedatives before the past 12 months (and therefore is a past year initiate for misuse of sedatives).

Earlier questions were about the past 12 months. This question is about any time before then, that is, any time in your life before [DATEFILL].

At any time before [DATEFILL], did you ever use any prescription sedative in a way a doctor did not direct you to use it?

(SVL03)

SEDNMINIT

Len : 2 PAST YEAR INITIATE FOR ANY SEDATIVE MISUSE

	Freq	Pct
1 = Past year initiate.....	39	0.07
2 = Not a past year initiate.....	14	0.02
4 = Not past yr initiate LOG ASSN (from skip pattern).....	117	0.20
83 = NOT PAST YR INITIATE (AT-RISK STATUS UNKNOWN).....	193	0.33
91 = NEVER USED/MISUSED SEDATIVES.....	57489	97.33
93 = DID NOT MISUSE SEDATIVES IN THE PAST 12 MOS.....	902	1.53
94 = DON'T KNOW.....	1	0.00
98 = BLANK (NO ANSWER).....	314	0.53

NOTE: The variables SEDNMAGE, SEDNMYFU, and SEDNMMFU show the age, year, and month of first misuse, respectively, for respondents who initiated misuse of sedatives in the 12 months prior to being interviewed (SEDNMINIT=1).

SEDNMAGE

Len : 3 RC - AGE AT 1ST MISUSE FOR PAST YR SED INITIATES

	Freq	Pct
RANGE = 12 - 77.....	33	0.06
983 = NOT A PAST YEAR INITIATE Log assn.....	193	0.33
991 = NEVER USED/MISUSED SEDATIVES.....	57489	97.33
993 = NOT A PAST YEAR INITIATE.....	1033	1.75
998 = BLANK (NO ANSWER).....	321	0.54

SEDATIVES

[SEDNMYFU](#)

Len : 4 RC - YR 1ST MISUSED FOR PAST YR SED INITIATES

	Freq	Pct
RANGE = 2021 - 2022	33	0.06
9983 = NOT A PAST YEAR INITIATE Logically assigned.....	193	0.33
9991 = NEVER USED/MISUSED SEDATIVES	57489	97.33
9993 = NOT A PAST YEAR INITIATE	1033	1.75
9998 = BLANK (NO ANSWER).....	321	0.54

[SEDNMMFU](#)

Len : 2 RC - MO 1ST MISUSED FOR PAST YR SED INITIATES

	Freq	Pct
1 = January.....	4	0.01
2 = February.....	3	0.01
3 = March.....	1	0.00
4 = April	2	0.00
5 = May.....	2	0.00
6 = June.....	3	0.01
7 = July	4	0.01
8 = August	5	0.01
9 = September.....	2	0.00
10 = October.....	4	0.01
11 = November	2	0.00
12 = December.....	1	0.00
83 = NOT A PAST YEAR INITIATE Logically assigned	193	0.33
91 = NEVER USED/MISUSED SEDATIVES	57489	97.33
93 = NOT A PAST YEAR INITIATE	1033	1.75
98 = BLANK (NO ANSWER)	321	0.54

In the past 30 days, that is, from [DATEFILL] up to and including today, did you use [SVNAMEFILL] in any way a doctor did not direct you to use [SVNUMFILL]?

(SVM01)

[SEDNM30D](#)

Len : 2 USED SEDATIVE NOT DIRECTED BY DR PAST 30 DAYS

	Freq	Pct
1 = Yes.....	49	0.08
2 = No.....	119	0.20
5 = Yes LOGICALLY ASSIGNED (from skip pattern).....	2	0.00
83 = DID NOT MISUSE SEDATIVES IN THE PST 30 DAYS LOG ASSN	14	0.02
85 = BAD DATA Logically assigned.....	2	0.00
91 = NEVER USED/MISUSED SEDATIVES	57489	97.33
93 = DID NOT MISUSE SEDATIVES IN THE PAST 30 DAYS	1081	1.83
98 = BLANK (NO ANSWER)	313	0.53

During the past 30 days, on how many days did you use [SVNAMEFILL] in any way a doctor did not direct you to use [SVNUMFILL]?

(SVM02)

[SEDNM30FQ](#)

Len : 2 # DAYS USED SEDATIVE NOT DIRECTD BY DR PST 30 DYS

	Freq	Pct
RANGE = 1 - 30	50	0.08
83 = DID NOT MISUSE SEDATIVES IN THE PST 30 DAYS LOG ASSN	5	0.01
85 = BAD DATA Logically assigned.....	2	0.00
91 = NEVER USED/MISUSED SEDATIVES	57489	97.33
93 = DID NOT MISUSE SEDATIVES IN THE PAST 30 DAYS	1209	2.05
94 = DON'T KNOW.....	1	0.00
98 = BLANK (NO ANSWER)	313	0.53

What is your best estimate of the number of days you used [SVNAMEFILL] in any way a doctor did not direct you to use [SVNUMFILL] during the past 30 days?

(SVM02DKRE)

[SEDNM30ES](#)

Len : 2 EST # DAYS USED SEDATIVE NOT DIRECTED PST 30 DYS

	Freq	Pct
1 = 1 or 2 days	1	0.00
91 = NEVER USED/MISUSED SEDATIVES	57489	97.33
93 = DID NOT MISUSE SEDATIVES IN THE PAST 30 DAYS	1214	2.06
98 = BLANK (NO ANSWER)	315	0.53
99 = LEGITIMATE SKIP.....	50	0.08

SEDATIVES

During the past 30 days, did you use [SVNAMEFILL] in any way a doctor did not direct you to use [SVNUMFILL] while you were drinking alcohol or within a couple of hours of drinking?

(SVM03)

SEDNM30AL

Len : 2 USED SEDATIVE NOT DIRECTED BY DR W/ALC PST 30 DYS

	Freq	Pct
1 = Yes.....	15	0.03
2 = No.....	20	0.03
83 = DID NOT MISUSE SEDATIVES IN THE PST 30 DAYS LOG ASSN	3	0.01
85 = BAD DATA Logically assigned.....	2	0.00
91 = NEVER USED/MISUSED SEDATIVES	57489	97.33
93 = DID NOT MISUSE SEDATIVES IN THE PAST 30 DAYS	1211	2.05
98 = BLANK (NO ANSWER)	313	0.53
99 = LEGITIMATE SKIP.....	16	0.03

Which of these statements describe your use of [SVNAMEFILL] at any time in the past 12 months?

(SYWAYS1)

SEDWYNORX

Len : 2 USED SEDATIVE W/O OWN RX PAST 12 MONTHS

	Freq	Pct
1 = Yes.....	84	0.14
2 = No (not entered).....	70	0.12
83 = DID NOT MISUSE SEDATIVES IN THE PST 12 MOS LOG ASSN	9	0.02
85 = BAD DATA Logically assigned.....	1	0.00
91 = NEVER USED/MISUSED SEDATIVES	57489	97.33
93 = DID NOT MISUSE SEDATIVES IN THE PAST 12 MONTHS	1086	1.84
94 = DON'T KNOW.....	13	0.02
97 = REFUSED	3	0.01
98 = BLANK (NO ANSWER)	314	0.53

(SVYWAYS2)

SEDWYGAMT

Len : 2 USED SEDATIVE IN GREATER AMTS THAN RX PST 12 MOS

	Freq	Pct
1 = Yes.....	51	0.09
2 = No (not entered).....	103	0.17
83 = DID NOT MISUSE SEDATIVES IN THE PST 12 MOS LOG ASSN	5	0.01
91 = NEVER USED/MISUSED SEDATIVES	57489	97.33
93 = DID NOT MISUSE SEDATIVES IN THE PAST 12 MONTHS	1090	1.85
94 = DON'T KNOW.....	13	0.02
97 = REFUSED	3	0.01
98 = BLANK (NO ANSWER)	315	0.53

(SVYWAYS3)

SEDWYOFTN

Len : 2 USED SEDATIVE MORE OFTEN THAN RX PAST 12 MONTHS

	Freq	Pct
1 = Yes.....	19	0.03
2 = No (not entered).....	135	0.23
83 = DID NOT MISUSE PAST 12 MOS Logically assigned.....	4	0.01
91 = NEVER USED/MISUSED SEDATIVES	57489	97.33
93 = DID NOT MISUSE SEDATIVES IN THE PAST 12 MONTHS	1091	1.85
94 = DON'T KNOW.....	13	0.02
97 = REFUSED	3	0.01
98 = BLANK (NO ANSWER)	315	0.53

(SVYWAYS4)

SEDWYLNGR

Len : 2 USED SEDATIVE LONGER THAN RX PAST 12 MONTHS

	Freq	Pct
1 = Yes.....	10	0.02
2 = No (not entered).....	144	0.24
83 = DID NOT MISUSE SEDATIVES IN THE PST 12 MOS LOG ASSN	4	0.01
85 = BAD DATA Logically assigned.....	1	0.00
91 = NEVER USED/MISUSED SEDATIVES	57489	97.33
93 = DID NOT MISUSE SEDATIVES IN THE PAST 12 MONTHS	1091	1.85
94 = DON'T KNOW.....	13	0.02
97 = REFUSED	3	0.01
98 = BLANK (NO ANSWER)	314	0.53

SEDATIVES

(SVYWAYS5)
SEDWYOTWY

Len : 2 USED SEDATIVE OTHER WAY NOT DIRECTED PST 12 MOS

	Freq	Pct
1 = Yes.....	29	0.05
2 = No (not entered).....	125	0.21
83 = DID NOT MISUSE SEDATIVES IN THE PST 12 MOS LOG ASSN.....	3	0.01
91 = NEVER USED/MISUSED SEDATIVES.....	57489	97.33
93 = DID NOT MISUSE SEDATIVES IN THE PAST 12 MONTHS.....	1092	1.85
94 = DON'T KNOW.....	13	0.02
97 = REFUSED.....	3	0.01
98 = BLANK (NO ANSWER).....	315	0.53

Now think about the last time you used a prescription sedative in any way a doctor did not direct you to use it.

Which of these sedatives did you use the last time? If you used more than one sedative the last time, please choose one sedative as your best answer.

(RSVYLAST)
SEDNMLAST

Len : 2 LAST SEDATIVE USED NOT DIRECTED BY DR PST 12 MOS

	Freq	Pct
1 = Ambien.....	54	0.09
2 = Ambien CR.....	6	0.01
3 = Zolpidem (generic).....	22	0.04
4 = Extended-release zolpidem (generic).....	2	0.00
5 = Lunesta or eszopiclone.....	7	0.01
6 = Sonata or zaleplon.....	6	0.01
7 = Halcion.....	1	0.00
9 = Flurazepam (generic), also known as Dalmane.....	1	0.00
10 = Temazepam (generic).....	8	0.01
11 = Triazolam (generic).....	3	0.01
12 = Butisol.....	3	0.01
14 = Phenobarbital (generic).....	4	0.01
15 = Some other sedative.....	53	0.09
83 = DID NOT MISUSE SEDATIVES IN THE PST 12 MOS LOG ASSN.....	14	0.02
85 = BAD DATA Logically assigned.....	2	0.00
91 = NEVER USED/MISUSED SEDATIVES.....	57489	97.33
93 = DID NOT MISUSE SEDATIVES IN THE PAST 12 MONTHS.....	1081	1.83
94 = DON'T KNOW.....	1	0.00
98 = BLANK (NO ANSWER).....	312	0.53

Now think about the last time you used [SVLASTFILL2] in any way a doctor did not direct you to use it/them.

What were the reasons you used [SVLASTFILL2] the last time?

(SVYMOTV1)
SEDRSRELX

Len : 2 USED LAST SEDATIVE (NOT DIRECTED) TO RELAX

	Freq	Pct
1 = Yes.....	58	0.10
2 = No (not entered).....	109	0.18
83 = DID NOT MISUSE SEDATIVES IN THE PST 12 MOS LOG ASSN.....	8	0.01
85 = BAD DATA Logically assigned.....	1	0.00
91 = NEVER USED/MISUSED SEDATIVES.....	57489	97.33
93 = DID NOT MISUSE SEDATIVES IN THE PAST 12 MONTHS.....	1087	1.84
94 = DON'T KNOW.....	3	0.01
98 = BLANK (NO ANSWER).....	314	0.53

(SVYMOTV2)
SEDRSEXP

Len : 2 USED LAST SEDATIVE (NOT DIRECTED) TO EXPERIMENT

	Freq	Pct
1 = Yes.....	13	0.02
2 = No (not entered).....	154	0.26
83 = DID NOT MISUSE SEDATIVES IN THE PST 30 DAYS LOG ASSN.....	2	0.00
91 = NEVER USED/MISUSED SEDATIVES.....	57489	97.33
93 = DID NOT MISUSE SEDATIVES IN THE PAST 12 MONTHS.....	1093	1.85
94 = DON'T KNOW.....	3	0.01
98 = BLANK (NO ANSWER).....	315	0.53

SEDATIVES

(SVYMOTV3)
SEDRSHIGH

Len : 2 USED LAST SEDATIVE (NOT DIRECTED) TO GET HIGH

	Freq	Pct
1 = Yes.....	17	0.03
2 = No (not entered).....	150	0.25
83 = DID NOT MISUSE SEDATIVES IN THE PST 12 MOS LOG ASSN	4	0.01
91 = NEVER USED/MISUSED SEDATIVES	57489	97.33
93 = DID NOT MISUSE SEDATIVES IN THE PAST 12 MONTHS	1091	1.85
94 = DON'T KNOW	3	0.01
98 = BLANK (NO ANSWER)	315	0.53

(SVYMOTV4)
SEDRSSLEP

Len : 2 USED LAST SEDATIVE (NOT DIRECTED) FOR SLEEP

	Freq	Pct
1 = Yes.....	113	0.19
2 = No (not entered).....	53	0.09
3 = Yes LOGICALLY ASSIGNED.....	1	0.00
83 = DID NOT MISUSE SEDATIVES IN THE PST 12 MOS LOG ASSN	7	0.01
85 = BAD DATA Logically assigned.....	1	0.00
91 = NEVER USED/MISUSED SEDATIVES	57489	97.33
93 = DID NOT MISUSE SEDATIVES IN THE PAST 12 MONTHS	1088	1.84
94 = DON'T KNOW	3	0.01
98 = BLANK (NO ANSWER)	314	0.53

(SVYMOTV5)
SEDRSEMOT

Len : 2 USED LAST SEDATIVE (NOT DIRECTED) FOR EMOTIONS

	Freq	Pct
1 = Yes.....	31	0.05
2 = No (not entered).....	136	0.23
83 = DID NOT MISUSE SEDATIVES IN THE PST 12 MOS LOG ASSN	6	0.01
91 = NEVER USED/MISUSED SEDATIVES	57489	97.33
93 = DID NOT MISUSE SEDATIVES IN THE PAST 12 MONTHS	1089	1.84
94 = DON'T KNOW	3	0.01
98 = BLANK (NO ANSWER)	315	0.53

(SVYMOTV6)
SEDRSDGFX

Len : 2 USED LAST SEDATIVE (NOT DIRECTED) OTH DRUG EFFECT

	Freq	Pct
1 = Yes.....	8	0.01
2 = No (not entered).....	159	0.27
83 = DID NOT MISUSE SEDATIVES IN THE PST 12 MOS LOG ASSN	3	0.01
91 = NEVER USED/MISUSED SEDATIVES	57489	97.33
93 = DID NOT MISUSE SEDATIVES IN THE PAST 12 MONTHS	1092	1.85
94 = DON'T KNOW	3	0.01
98 = BLANK (NO ANSWER)	315	0.53

(SVYMOTV7)
SEDRSHOOK

Len : 2 USED LAST SEDATIVE (NOT DIRECTED) BECAUSE HOOKED

	Freq	Pct
1 = Yes.....	6	0.01
2 = No (not entered).....	161	0.27
83 = DID NOT MISUSE SEDATIVES IN THE PST 12 MOS LOG ASSN	1	0.00
91 = NEVER USED/MISUSED SEDATIVES	57489	97.33
93 = DID NOT MISUSE SEDATIVES IN THE PAST 12 MONTHS	1094	1.85
94 = DON'T KNOW	3	0.01
98 = BLANK (NO ANSWER)	315	0.53

(SVYMOTV8)
SEDRSSOR

Len : 2 USED LAST SEDATIVE (NOT DIRECTED) OTHER REASON

	Freq	Pct
1 = Yes.....	14	0.02
2 = No (not entered).....	153	0.26
83 = DID NOT MISUSE SEDATIVES IN THE PST 12 MOS LOG ASSN	3	0.01
91 = NEVER USED/MISUSED SEDATIVES	57489	97.33
93 = DID NOT MISUSE SEDATIVES IN THE PAST 12 MONTHS	1092	1.85
94 = DON'T KNOW	3	0.01
98 = BLANK (NO ANSWER)	315	0.53

SEDATIVES

Please type in the other reason you used [SVLASTFILL2] the last time. When you have finished typing your answer, press [ENTER] to go to the next question.

(*SVMOTOT*)
SEDRSOTRS2

Len : 3 REASON USED LAST SEDATIVE (NOT DIRECTED)

	Freq	Pct
1 = To relieve physical pain.....	3	0.01
4 = To feel good or get high.....	1	0.00
5 = To help with my sleep.....	2	0.00
13 = I used it/them for some other reason.....	1	0.00
16 = Suicide attempt/suicidal thoughts.....	5	0.01
983 = DID NOT USE SEDATIVES IN THE PAST 12 MOS Logically assigned.....	2	0.00
985 = BAD DATA (logically assigned).....	2	0.00
991 = NEVER USED SEDATIVES.....	57489	97.33
993 = DID NOT MISUSE SEDATIVES IN THE PAST 12 MONTHS.....	1093	1.85
998 = BLANK (no answer).....	318	0.54
999 = LEGITIMATE SKIP.....	153	0.26

Which was the main reason you used [SVLASTFILL2] the last time?

(*RSVYMOT1*)
SEDRSMAIN

Len : 2 MAIN REASON USED LAST SEDATIVE (NOT DIRECTED)

	Freq	Pct
1 = To relax or relieve tension.....	9	0.02
3 = To feel good or get high.....	5	0.01
4 = To help with my sleep.....	21	0.04
5 = To help me with my feelings or emotions.....	8	0.01
7 = Because I am 'hooked' or I have to have it/them.....	2	0.00
8 = The other reason I reported.....	2	0.00
13 = To feel good or get high LOGICALLY ASSIGNED.....	1	0.00
14 = To help with my sleep LOGICALLY ASSIGNED.....	1	0.00
83 = DID NOT MISUSE SEDATIVES IN THE PST 12 MOS LOG ASSN.....	7	0.01
91 = NEVER USED/MISUSED SEDATIVES.....	57489	97.33
93 = DID NOT MISUSE SEDATIVES IN THE PAST 12 MONTHS.....	1088	1.84
98 = BLANK (NO ANSWER).....	318	0.54
99 = LEGITIMATE SKIP.....	118	0.20

NOTE: STMNORXFG is set to 1 when respondents reported that the only way they misused sedatives in the past year was without a prescription. These respondents also reported that the last sedative they misused was obtained through a prescription (a) from one doctor or (b) from more than one doctor.

SEDNORXFG

Len : 2 ONLY PST YR MISUSE W/O RX BUT RX FOR LAST SED

	Freq	Pct
1 = Only misuse w/o Rx but reported last drug gotten with Rx.....	6	0.01
98 = BLANK (NO ANSWER).....	59063	99.99

The following variable for past year misuse of Any Benzodiazepines Sedatives, SVBZONMYR, was assigned a positive response if a respondent indicated any past year misuse of Benzodiazepine Sedatives or past year misuse of Benzodiazepine Sedatives that were specified as other Sedatives.

SVBZONMYR

Len : 1 RC - BENZODIAZEPINES SEDATIVES - PAST YEAR MISUSE

	Freq	Pct
. = Missing.....	239	0.40
0 = No.....	58810	99.56
1 = Yes.....	20	0.03

RECENCY OF DRUG USE

IMPUTED SUBSTANCE USE

RECENCY OF DRUG USE

(CIGREC)

IRCIGRC

Len : 1 CIGARETTE RECENCY - IMPUTATION REVISED

	Freq	Pct
1 = Within the past 30 days.....	7215	12.21
2 = More than 30 days ago but within the past 12 mos	2277	3.85
3 = More than 12 months ago but within the past 3 yrs.....	2642	4.47
4 = More than 3 years ago.....	12800	21.67
9 = NEVER SMOKED CIGARETTES	34135	57.79

(CIGREC)

IICIGRC

Len : 1 CIGARETTE RECENCY - IMPUTATION INDICATOR

	Freq	Pct
1 = Questionnaire data	58914	99.74
2 = Logically assigned data.....	3	0.01
3 = Statistically imputed data.....	152	0.26

(CIGREC)

I2CIGRC

Len : 1 CIGARETTE RECENCY - DETAILED IMPUTATION INDICATOR

	Freq	Pct
1 = Questionnaire data	58914	99.74
2 = Logically assigned data.....	3	0.01
4 = Statistically imputed data - edited recency = 9.....	8	0.01
5 = Statistically imputed data - edited recency = 8.....	5	0.01
6 = Statistically imputed data - edited recency = 19.....	30	0.05
7 = Statistically imputed data - edited recency = 14.....	63	0.11
8 = Statistically imputed data - edited recency = 29.....	44	0.07
9 = Statistically imputed data - edited recency = 39.....	2	0.00

(CIGARREC)

IRCGRRC

Len : 1 CIGAR RECENCY - IMPUTATION REVISED

	Freq	Pct
1 = Within the past 30 days.....	2135	3.61
2 = More than 30 days ago but within the past 12 mos	2005	3.39
3 = More than 12 months ago but within the past 3 yrs.....	2409	4.08
4 = More than 3 years ago.....	8494	14.38
9 = NEVER SMOKED CIGARS.....	44026	74.53

(CIGARREC)

IICGRRC

Len : 1 CIGAR RECENCY - IMPUTATION INDICATOR

	Freq	Pct
1 = Questionnaire data	58914	99.74
2 = Logically assigned data.....	1	0.00
3 = Statistically imputed data.....	154	0.26

(CIGARREC)

I2CGRRC

Len : 1 CIGAR RECENCY - DETAILED IMPUTATION INDICATOR

	Freq	Pct
1 = Questionnaire data	58914	99.74
2 = Logically assigned data.....	1	0.00
3 = Statistically imputed data - lifetime use imputed	15	0.03
4 = Statistically imputed data - edited recency = 9.....	11	0.02
5 = Statistically imputed data - edited recency = 8.....	1	0.00
6 = Statistically imputed data - edited recency = 19.....	26	0.04
7 = Statistically imputed data - edited recency = 14.....	55	0.09
8 = Statistically imputed data - edited recency = 29.....	46	0.08

(PIPEVER)

IRPIPLF

Len : 1 LIFETIME PIPE USE - IMPUTATION REVISED

	Freq	Pct
1 = Ever used pipes.....	4259	7.21
9 = NEVER SMOKED PIPES.....	54810	92.79

RECENCY OF DRUG USE

(PIPEVER)
IPIPLF

Len : 1	LIFETIME PIPE USE - IMPUTATION INDICATOR		
		Freq	Pct
1 = Questionnaire data		59060	99.98
3 = Statistically imputed data.....		9	0.02

(PIPE30DY)
IRIPMN

Len : 1	PAST MONTH PIPE USE - IMPUTATION REVISED		
		Freq	Pct
1 = Within the past 30 days.....		375	0.63
2 = More than 30 days ago but within lifetime.....		3884	6.58
9 = NEVER SMOKED PIPES.....		54810	92.79

(PIPE30DY)
IIPPMN

Len : 1	PAST MONTH PIPE USE - IMPUTATION INDICATOR		
		Freq	Pct
1 = Questionnaire data		4256	7.21
3 = Statistically imputed data.....		10	0.02
9 = LEGITIMATE SKIP - NOT A LIFETIME USER.....		54803	92.78

(NICVAPEVER, NICVAPREC)
INICVAPREC

Len : 1	NICOTINE VAPING RECENCY - IMPUTATION REVISED		
		Freq	Pct
1 = Within the past 30 days.....		6766	11.45
2 = More than 30 days ago but within the past 12 mos		3353	5.68
3 = More than 12 months ago but within the past 3 years.....		3157	5.34
4 = More than 3 years ago.....		3999	6.77
9 = NEVER VAPED NICOTINE		41794	70.75

(NICVAPEVER, NICVAPREC)
INICVAPREC

Len : 1	NICOTINE VAPING RECENCY - IMPUTATION INDICATOR		
		Freq	Pct
1 = Questionnaire data		58347	98.78
2 = Logically assigned data.....		25	0.04
3 = Statistically imputed data - lifetime use imputed		18	0.03
4 = Statistically imputed data - edited recency = 9.....		15	0.03
6 = Statistically imputed data - edited recency = 19.....		98	0.17
7 = Statistically imputed data - edited recency = 14.....		206	0.35
8 = Statistically imputed data - edited recency = 29.....		357	0.60
9 = Statistically imputed data - edited recency = 39.....		3	0.01

(SMKLSSREC)
IRSMKLSSREC

Len : 1	SMOKELESS TOBACCO RECENCY - IMPUTATION REVISED		
		Freq	Pct
1 = Within the past 30 days.....		1205	2.04
2 = More than 30 days ago but within the past 12 mos		533	0.90
3 = More than 12 months ago but within the past 3 yrs.....		750	1.27
4 = More than 3 years ago.....		4454	7.54
9 = NEVER USED SMOKELESS TOBACCO.....		52127	88.25

(SMKLSSREC)
IISMKLSSREC

Len : 1	SMOKELESS TOBACCO RECENCY - IMPUTATION INDICATOR		
		Freq	Pct
1 = Questionnaire data		58963	99.82
3 = Statistically imputed data - lifetime use imputed		24	0.04
4 = Statistically imputed data - edited recency = 9.....		5	0.01
6 = Statistically imputed data - edited recency = 19.....		20	0.03
7 = Statistically imputed data - edited recency = 14.....		41	0.07
8 = Statistically imputed data - edited recency = 29.....		15	0.03
9 = Statistically imputed data - edited recency = 39.....		1	0.00

RECENCY OF DRUG USE

(ALCREC)
IRALCRC

Len : 1 ALCOHOL RECENCY - IMPUTATION REVISED

	Freq	Pct
1 = Within the past 30 days.....	26425	44.74
2 = More than 30 days ago but within the past 12 mos	8453	14.31
3 = More than 12 months ago	6957	11.78
9 = NEVER USED ALCOHOL.....	17234	29.18

(ALCREC)
IIALCRC

Len : 1 ALCOHOL RECENCY - IMPUTATION INDICATOR

	Freq	Pct
1 = Questionnaire data	58465	98.98
2 = Logically assigned data.....	11	0.02
3 = Statistically imputed data.....	593	1.00

(ALCREC)
II2ALCRC

Len : 1 ALCOHOL RECENCY - DETAILED IMPUTATION INDICATOR

	Freq	Pct
1 = Questionnaire data	58465	98.98
2 = Logically assigned data.....	11	0.02
3 = Statistically imputed data - lifetime use imputed	25	0.04
4 = Statistically imputed data - edited recency = 9.....	186	0.31
5 = Statistically imputed data - edited recency = 8.....	382	0.65

(CBDHMPEVR, CBDHMPREC)

IRCBDHMPREC

Len : 1 CBD OR HEMP RECENCY - IMPUTATION REVISED

	Freq	Pct
1 = Within the past 30 days.....	6280	10.63
2 = More than 30 days ago but within the past 12 mos	5506	9.32
3 = More than 12 months ago but within the past 3 yrs.....	4678	7.92
4 = More than 3 years ago.....	2341	3.96
9 = NEVER USED CBD OR HEMP	40264	68.16

(CBDHMPEVR, CBDHMPREC)

ICBDHMPREC

Len : 1 CBD OR HEMP RECENCY - IMPUTATION INDICATOR

	Freq	Pct
1 = Questionnaire data	58622	99.24
3 = Statistically imputed data - lifetime use imputed	380	0.64
4 = Statistically imputed data - edited recency = 9.....	67	0.11

(MJREC)

IRMJRC

Len : 1 MARIJUANA RECENCY - IMPUTATION REVISED

	Freq	Pct
1 = Within the past 30 days.....	9730	16.47
2 = More than 30 days ago but within the past 12 mos	4541	7.69
3 = More than 12 months ago	11822	20.01
9 = NEVER USED MARIJUANA	32976	55.83

(MJREC)

IIMJRC

Len : 1 MARIJUANA RECENCY - IMPUTATION INDICATOR

	Freq	Pct
1 = Questionnaire data	58759	99.48
2 = Logically assigned data.....	4	0.01
3 = Statistically imputed data.....	306	0.52

(MJREC)

II2MJRC

Len : 1 MARIJUANA RECENCY - DETAILED IMPUTATION INDICATOR

	Freq	Pct
1 = Questionnaire data	58759	99.48
2 = Logically assigned data.....	4	0.01
3 = Statistically imputed data - lifetime use imputed	54	0.09
4 = Statistically imputed data - edited recency = 9.....	137	0.23
5 = Statistically imputed data - edited recency = 8.....	115	0.19

RECENCY OF DRUG USE

(IRMJRC, MJYRSMOKE)

<u>IRMJYRSMOKE</u>	Len : 1 MARIJUANA SMOKING PAST YEAR - IMPUTATION REVISED		
		Freq	Pct
	1 = Within the past 12 months	11441	19.37
	2 = Did not smoke marijuana in the past 12 months	2830	4.79
	9 = Did not use marijuana in the past 12 months	44798	75.84

(IRMJRC, MJYRSMOKE)

<u>IIMJYRSMOKE</u>	Len : 1 MARIJUANA SMOKING PAST YEAR - IMPUTATION INDICATOR		
		Freq	Pct
	1 = Questionnaire data	14027	23.75
	2 = Logically assigned data.....	123	0.21
	3 = Statistically imputed data.....	217	0.37
	9 = LEGITIMATE SKIP - NOT A PAST YEAR MARIJUANA USER	44702	75.68

(IRMJRC, MJMONVAPE)

<u>IRMJMONVAPE</u>	Len : 1 MARIJUANA VAPING PAST MONTH - IMPUTATION REVISED		
		Freq	Pct
	1 = Within the past 30 days.....	3855	6.53
	2 = Did not vape marijuana in the past 30 days.....	5875	9.95
	9 = Did not use marijuana in the past 30 days.....	49339	83.53

The following variable (IRMJMONVAP_O) contains the original values created during 2022 processing. The imputation method was updated in 2023 to accommodate statistical imputation of missing data in all of the marijuana ways of use variables. The variable corresponding to the revised imputation method is IRMJMONVAPE.

(IRMJRC, MJMONVAPE)

<u>IRMJMONVAP_O</u>	Len : 1 MARIJUANA VAPING PAST MONTH - IMPUTATION REVISED		
		Freq	Pct
	1 = Within the past 30 days.....	3881	6.57
	2 = Did not vape marijuana in the past 30 days.....	5849	9.90
	9 = Did not use marijuana in the past 30 days.....	49339	83.53

(IRMJRC, MJMONVAPE)

<u>IIMJMONVAP_O</u>	Len : 1 MARIJUANA VAPING PAST MONTH - IMPUTATION INDICATOR		
		Freq	Pct
	1 = Questionnaire data	9537	16.15
	2 = Logically assigned data.....	40	0.07
	3 = Statistically imputed data.....	330	0.56
	9 = LEGITIMATE SKIP - NOT A PAST MONTH MARIJUANA USER	49162	83.23

The following variable (IIMJMONVAP_O) contains the original values created during 2022 processing. The imputation method was updated in 2023 to accommodate statistical imputation of missing data in all of the marijuana ways of use variables. The variable corresponding to the revised imputation method is IIMJMONVAPE.

(IRMJRC, MJMONVAPE)

<u>IIMJMONVAP_O</u>	Len : 1 MARIJUANA VAPING PAST MONTH - IMPUTATION INDICATOR		
		Freq	Pct
	1 = Questionnaire data	9537	16.15
	2 = Logically assigned data.....	40	0.07
	3 = Statistically imputed data.....	330	0.56
	9 = LEGITIMATE SKIP - NOT A PAST MONTH MARIJUANA USER	49162	83.23

(IRMJRC, MJYRDAB)

<u>IRMJYRDAB</u>	Len : 1 MARIJUANA DABBING WAXES, SHATTER, OR CONC PAST YEAR-IMP REV		
		Freq	Pct
	1 = Within the past 12 months	3178	5.38
	2 = Did not dab marijuana in the past 12 months	11093	18.78
	9 = Did not use marijuana in the past 12 months	44798	75.84

RECENCY OF DRUG USE

(IRMJRC, MJYRDAB)

IRMJYRDAB

Len : 1 MARIJUANA DABBING WAXES, SHATTER, OR CONC PAST YEAR-IMP IND

	Freq	Pct
1 = Questionnaire data	14035	23.76
2 = Logically assigned data.....	110	0.19
3 = Statistically imputed data.....	222	0.38
9 = LEGITIMATE SKIP - NOT A PAST YEAR MARIJUANA USER	44702	75.68

(IRMJRC, MJYREAT)

IRMJYREAT

Len : 1 MARIJUANA EATING OR DRINKING PAST YEAR - IMPUTATION REVISED

	Freq	Pct
1 = Within the past 12 months	7098	12.02
2 = Did not eat marijuana in the past 12 months	7173	12.14
9 = Did not use marijuana in the past 12 months	44798	75.84

(IRMJRC, MJYREAT)

IRMJYREAT

Len : 1 MARIJUANA EATING OR DRINKING PAST YR - IMPUTATION INDICATOR

	Freq	Pct
1 = Questionnaire data	13926	23.58
2 = Logically assigned data.....	220	0.37
3 = Statistically imputed data.....	221	0.37
9 = LEGITIMATE SKIP - NOT A PAST YEAR MARIJUANA USER	44702	75.68

(IRMJRC, MJYRMOUTH)

IRMJYRMOUTH

Len : 1 MARIJUANA DRPS/STRPS/LZNGS/SPRYS IN MOUTH PAST YR - IMP REV

	Freq	Pct
1 = Within the past 12 months	919	1.56
2 = Did not dissolve marijuana in mouth in the past 12 months.....	13352	22.60
9 = Did not use marijuana in the past 12 months	44798	75.84

(IRMJRC, MJYRMOUTH)

IRMJYRMOUTH

Len : 1 MARIJUANA DRPS/STRPS/LZNGS/SPRYS IN MOUTH PAST YR - IMP IND

	Freq	Pct
1 = Questionnaire data	14098	23.87
2 = Logically assigned data.....	47	0.08
3 = Statistically imputed data.....	222	0.38
9 = LEGITIMATE SKIP - NOT A PAST YEAR MARIJUANA USER	44702	75.68

(IRMJRC, MJYRSKIN)

IRMJYRSKIN

Len : 1 MARIJUANA LOTION/CREAM/PATCH TO SKIN PAST YEAR - IMP REV

	Freq	Pct
1 = Within the past 12 months	1281	2.17
2 = Did not use marijuana lotion in the past 12 months	12990	21.99
9 = Did not use marijuana in the past 12 months	44798	75.84

(IRMJRC, MJYRSKIN)

IRMJYRSKIN

Len : 1 MARIJUANA LOTION/CREAM/PATCH TO SKIN PAST YEAR - IMP IND

	Freq	Pct
1 = Questionnaire data	14100	23.87
2 = Logically assigned data.....	46	0.08
3 = Statistically imputed data.....	221	0.37
9 = LEGITIMATE SKIP - NOT A PAST YEAR MARIJUANA USER	44702	75.68

(IRMJRC, MJYRPILL)

IRMJYRPILL

Len : 1 MARIJUANA PILLS PAST YEAR - IMPUTATION REVISED

	Freq	Pct
1 = Within the past 12 months	390	0.66
2 = Did not take marijuana pills in the past 12 months	13881	23.50
9 = Did not use marijuana in the past 12 months	44798	75.84

RECENCY OF DRUG USE

(IRMJRC, MJYRPILL)

IRMJYRPILL Len : 1 MARIJUANA PILLS PAST YEAR - IMPUTATION INDICATOR

	Freq	Pct
1 = Questionnaire data	14133	23.93
2 = Logically assigned data.....	12	0.02
3 = Statistically imputed data.....	222	0.38
9 = LEGITIMATE SKIP - NOT A PAST YEAR MARIJUANA USER	44702	75.68

(IRMJRC, MJYROTHER)

IRMJYROTHER Len : 1 MARIJUANA OTHER WAY PAST YEAR - IMPUTATION REVISED

	Freq	Pct
1 = Within the past 12 months	326	0.55
2 = Did not use marijuana in any other way in the past 12 months	13945	23.61
9 = Did not use marijuana in the past 12 months	44798	75.84

(IRMJRC, MJYROTHER)

IRMJYROTHER Len : 1 MARIJUANA OTHER WAY PAST YEAR - IMPUTATION INDICATOR

	Freq	Pct
1 = Questionnaire data	14116	23.90
2 = Logically assigned data.....	29	0.05
3 = Statistically imputed data.....	222	0.38
9 = LEGITIMATE SKIP - NOT A PAST YEAR MARIJUANA USER	44702	75.68

(IRMJRC, MJMONSMOKE)

IRMJMONSMOKE Len : 1 MARIJUANA SMOKING PAST MONTH - IMPUTATION REVISED

	Freq	Pct
1 = Within the past 30 days.....	7781	13.17
2 = Did not smoke marijuana in the past 30 days.....	1949	3.30
9 = Did not use marijuana in the past 30 days.....	49339	83.53

(IRMJRC, MJMONSMOKE)

IRMJMONSMOKE Len : 1 MARIJUANA SMOKING PAST MONTH - IMPUTATION INDICATOR

	Freq	Pct
1 = Questionnaire data	9540	16.15
2 = Logically assigned data.....	32	0.05
3 = Statistically imputed data.....	335	0.57
9 = LEGITIMATE SKIP - NOT A PAST MONTH MARIJUANA USER	49162	83.23

(IRMJRC, MJYRVAPE)

IRMJYRVAPE Len : 1 MARIJUANA VAPING PAST YEAR - IMPUTATION REVISED

	Freq	Pct
1 = Within the past 12 months	6054	10.25
2 = Did not vape marijuana in the past 12 months	8217	13.91
9 = Did not use marijuana in the past 12 months	44798	75.84

The following variable (IRMJYRVAPE_O) contains the original values created during 2022 processing. The imputation method was updated in 2023 to accommodate statistical imputation of missing data in all of the marijuana ways of use variables. The variable corresponding to the revised imputation method is IRMJYRVAPE.

(IRMJRC, MJYRVAPE)

IRMJYRVAPE_O Len : 1 MARIJUANA VAPING PAST YEAR - IMPUTATION REVISED

	Freq	Pct
1 = Within the past 12 months	6059	10.26
2 = Did not vape marijuana in the past 12 months	8212	13.90
9 = Did not use marijuana in the past 12 months	44798	75.84

(IRMJRC, MJYRVAPE)

IRMJYRVAPE Len : 1 MARIJUANA VAPING PAST YEAR - IMPUTATION INDICATOR

	Freq	Pct
1 = Questionnaire data	13944	23.61
2 = Logically assigned data.....	201	0.34
3 = Statistically imputed data.....	222	0.38
9 = LEGITIMATE SKIP - NOT A PAST YEAR MARIJUANA USER	44702	75.68

RECENCY OF DRUG USE

The following variable (IIMJYRVAPE_O) contains the original values created during 2022 processing. The imputation method was updated in 2023 to accommodate statistical imputation of missing data in all of the marijuana ways of use variables. The variable corresponding to the revised imputation method is IIMJYRVAPE.

(IRMJRC, MJYRVAPE)

<u>IIMJYRVAPE_O</u>	Len : 1	MARIJUANA VAPING PAST YEAR - IMPUTATION INDICATOR		
			Freq	Pct
		1 = Questionnaire data	13944	23.61
		2 = Logically assigned data.....	201	0.34
		3 = Statistically imputed data.....	222	0.38
		9 = LEGITIMATE SKIP - NOT A PAST YEAR MARIJUANA USER	44702	75.68

(IRMJRC, MJMONDAB)

<u>IIMJMONDAB</u>	Len : 1	MARIJUANA DABBING WAXES, SHATTER, OR CONC PAST MONTH-IMP REV		
			Freq	Pct
		1 = Within the past 30 days.....	1997	3.38
		2 = Did not dab marijuana in the past 30 days	7733	13.09
		9 = Did not use marijuana in the past 30 days.....	49339	83.53

(IRMJRC, MJMONDAB)

<u>IIMJMONDAB</u>	Len : 1	MARIJUANA DABBING WAXES, SHATTER, OR CONC PAST MONTH-IMP IND		
			Freq	Pct
		1 = Questionnaire data	9542	16.15
		2 = Logically assigned data.....	37	0.06
		3 = Statistically imputed data.....	328	0.56
		9 = LEGITIMATE SKIP - NOT A PAST MONTH MARIJUANA USER	49162	83.23

(IRMJRC, MJMONEAT)

<u>IIMJMONEAT</u>	Len : 1	MARIJUANA EATING OR DRINKING PAST MONTH - IMPUTATION REVISED		
			Freq	Pct
		1 = Within the past 30 days.....	3598	6.09
		2 = Did not eat marijuana in the past 30 days	6132	10.38
		9 = Did not use marijuana in the past 30 days.....	49339	83.53

(IRMJRC, MJMONEAT)

<u>IIMJMONEAT</u>	Len : 1	MARIJUANA EATING OR DRINKING PAST MONTH-IMPUTATION INDICATOR		
			Freq	Pct
		1 = Questionnaire data	9522	16.12
		2 = Logically assigned data.....	53	0.09
		3 = Statistically imputed data.....	332	0.56
		9 = LEGITIMATE SKIP - NOT A PAST MONTH MARIJUANA USER	49162	83.23

(IRMJRC, MJMONMOUTH)

<u>IIMJMONMOUTH</u>	Len : 1	MARIJUANA DRPS/STRPS/LZNGS/SPRYS IN MOUTH PAST MONTH-IMP REV		
			Freq	Pct
		1 = Within the past 30 days.....	434	0.73
		2 = Did not dissolve marijuana in mouth the past 30 days	9296	15.74
		9 = Did not use marijuana in the past 30 days.....	49339	83.53

(IRMJRC, MJMONMOUTH)

<u>IIMJMONMOUTH</u>	Len : 1	MARIJUANA DRPS/STRPS/LZNGS/SPRYS IN MOUTH PAST MONTH-IMP IND		
			Freq	Pct
		1 = Questionnaire data	9547	16.16
		2 = Logically assigned data.....	34	0.06
		3 = Statistically imputed data.....	326	0.55
		9 = LEGITIMATE SKIP - NOT A PAST MONTH MARIJUANA USER	49162	83.23

(IRMJRC, MJMONSKIN)

<u>IIMJMONSKIN</u>	Len : 1	MARIJUANA LOTION/CREAM/PATCH TO SKIN PAST MONTH - IMP REV		
			Freq	Pct
		1 = Within the past 30 days.....	628	1.06
		2 = Did not use marijuana lotion in the past 30 days.....	9102	15.41
		9 = Did not use marijuana in the past 30 days.....	49339	83.53

RECENCY OF DRUG USE

(IRMJRC, MJMONSKIN)

IRMJMONSKIN Len : 1 MARIJUANA LOTION/CREAM/PATCH TO SKIN PAST MONTH - IMP IND

	Freq	Pct
1 = Questionnaire data	9548	16.16
2 = Logically assigned data.....	33	0.06
3 = Statistically imputed data.....	326	0.55
9 = LEGITIMATE SKIP - NOT A PAST MONTH MARIJUANA USER	49162	83.23

(IRMJRC, MJMONPILL)

IRMJMONPILL Len : 1 MARIJUANA PILLS PAST MONTH - IMPUTATION REVISED

	Freq	Pct
1 = Within the past 30 days.....	177	0.30
2 = Did not take marijuana pills in the past 30 days.....	9553	16.17
9 = Did not use marijuana in the past 30 days.....	49339	83.53

(IRMJRC, MJMONPILL)

IRMJMONPILL Len : 1 MARIJUANA PILLS PAST MONTH - IMPUTATION INDICATOR

	Freq	Pct
1 = Questionnaire data	9549	16.17
2 = Logically assigned data.....	30	0.05
3 = Statistically imputed data.....	328	0.56
9 = LEGITIMATE SKIP - NOT A PAST MONTH MARIJUANA USER	49162	83.23

(COCREC)

IRCOCRC Len : 1 COCAINE RECENCY - IMPUTATION REVISED

	Freq	Pct
1 = Within the past 30 days.....	421	0.71
2 = More than 30 days ago but within the past 12 mos	738	1.25
3 = More than 12 months ago	5574	9.44
9 = NEVER USED COCAINE	52336	88.60

(COCREC)

IICOCRC Len : 1 COCAINE RECENCY - IMPUTATION INDICATOR

	Freq	Pct
1 = Questionnaire data	58976	99.84
2 = Logically assigned data.....	22	0.04
3 = Statistically imputed data.....	71	0.12

(COCREC)

I12COCRC Len : 1 COCAINE RECENCY - DETAILED IMPUTATION INDICATOR

	Freq	Pct
1 = Questionnaire data	58976	99.84
2 = Logically assigned data.....	22	0.04
3 = Statistically imputed data - lifetime use imputed	24	0.04
4 = Statistically imputed data - edited recency = 9.....	32	0.05
5 = Statistically imputed data - edited recency = 8.....	15	0.03

(CRAKREC)

IRCRKRC Len : 1 CRACK RECENCY - IMPUTATION REVISED

	Freq	Pct
1 = Within the past 30 days.....	95	0.16
2 = More than 30 days ago but within the past 12 mos	79	0.13
3 = More than 12 months ago	1420	2.40
9 = NEVER USED CRACK.....	57475	97.30

(CRAKREC)

IICRKRC Len : 1 CRACK RECENCY - IMPUTATION INDICATOR

	Freq	Pct
1 = Questionnaire data	59031	99.94
3 = Statistically imputed data.....	38	0.06

RECENCY OF DRUG USE

(*CRAKREC*)
I2CRKRC

Len : 1 CRACK RECENCY - DETAILED IMPUTATION INDICATOR

	Freq	Pct
1 = Questionnaire data	59031	99.94
3 = Statistically imputed data - lifetime use imputed	30	0.05
4 = Statistically imputed data - edited recency = 9.....	5	0.01
5 = Statistically imputed data - edited recency = 8.....	3	0.01

(*HERREC*)
IRHERRC

Len : 1 HEROIN RECENCY - IMPUTATION REVISED

	Freq	Pct
1 = Within the past 30 days.....	122	0.21
2 = More than 30 days ago but within the past 12 mos	72	0.12
3 = More than 12 months ago	977	1.65
9 = NEVER USED HEROIN.....	57898	98.02

(*HERREC*)
IIHERRC

Len : 1 HEROIN RECENCY - IMPUTATION INDICATOR

	Freq	Pct
1 = Questionnaire data	59004	99.89
3 = Statistically imputed data.....	65	0.11

(*HERREC*)
I2HERRC

Len : 1 HEROIN RECENCY - DETAILED IMPUTATION INDICATOR

	Freq	Pct
1 = Questionnaire data	59004	99.89
3 = Statistically imputed data - lifetime use imputed	55	0.09
4 = Statistically imputed data - edited recency = 9.....	3	0.01
5 = Statistically imputed data - edited recency = 8.....	7	0.01

(*HALLUCREC*)
IRHALLUCREC

Len : 1 HALLUCINOGEN RECENCY - IMPUTATION REVISED

	Freq	Pct
1 = Within the past 30 days.....	606	1.03
2 = More than 30 days ago but within the past 12 mos	1637	2.77
3 = More than 12 months ago	7108	12.03
9 = NEVER USED HALLUCINOGENS	49718	84.17

(*HALLUCREC*)
IIHALLUCREC

Len : 1 HALLUCINOGEN RECENCY - IMPUTATION INDICATOR

	Freq	Pct
1 = Questionnaire data	58656	99.30
2 = Logically assigned data.....	39	0.07
3 = Statistically imputed data - lifetime use imputed	221	0.37
4 = Statistically imputed data - edited recency = 9.....	99	0.17
5 = Statistically imputed data - edited recency = 8.....	54	0.09

(*LSDREC*)
IRLSDRC

Len : 1 LSD RECENCY - IMPUTATION REVISED

	Freq	Pct
1 = Within the past 30 days.....	123	0.21
2 = More than 30 days ago but within the past 12 mos	524	0.89
3 = More than 12 months ago	4855	8.22
9 = NEVER USED LSD.....	53567	90.69

(*LSDREC*)
IILSDRC

Len : 1 LSD RECENCY - IMPUTATION INDICATOR

	Freq	Pct
1 = Questionnaire data	58960	99.82
3 = Statistically imputed data.....	109	0.18

RECENCY OF DRUG USE

(LSDREC)
I2LSDRC

Len : 1 LSD RECENCY - DETAILED IMPUTATION INDICATOR

	Freq	Pct
1 = Questionnaire data	58960	99.82
3 = Statistically imputed data - lifetime use imputed	54	0.09
4 = Statistically imputed data - edited recency = 9.....	47	0.08
5 = Statistically imputed data - edited recency = 8.....	8	0.01

(PCPREC)
IRPCPRC

Len : 1 PCP RECENCY - IMPUTATION REVISED

	Freq	Pct
1 = Within the past 30 days.....	11	0.02
2 = More than 30 days ago but within the past 12 mos	24	0.04
3 = More than 12 months ago	780	1.32
9 = NEVER USED PCP	58254	98.62

(PCPREC)
IIPCPRC

Len : 1 PCP RECENCY - IMPUTATION INDICATOR

	Freq	Pct
1 = Questionnaire data	59007	99.90
3 = Statistically imputed data.....	62	0.10

(PCPREC)
I2PCPRC

Len : 1 PCP RECENCY - DETAILED IMPUTATION INDICATOR

	Freq	Pct
1 = Questionnaire data	59007	99.90
3 = Statistically imputed data - lifetime use imputed	52	0.09
4 = Statistically imputed data - edited recency = 9.....	9	0.02
5 = Statistically imputed data - edited recency = 8.....	1	0.00

(ECSTMOREC)
IRECSTMOREC

Len : 1 ECSTASY RECENCY - IMPUTATION REVISED

	Freq	Pct
1 = Within the past 30 days.....	112	0.19
2 = More than 30 days ago but within the past 12 mos	429	0.73
3 = More than 12 months ago	4129	6.99
9 = NEVER USED ECSTASY	54399	92.09

(ECSTMOREC)
IIECSTMOREC

Len : 1 ECSTASY RECENCY - IMPUTATION INDICATOR

	Freq	Pct
1 = Questionnaire data	58962	99.82
3 = Statistically imputed data - lifetime use imputed	65	0.11
4 = Statistically imputed data - edited recency = 9.....	36	0.06
5 = Statistically imputed data - edited recency = 8.....	6	0.01

(KETMINREC)
IRKETMINREC

Len : 1 KETAMINE RECENCY - IMPUTATION REVISED

	Freq	Pct
1 = Within the past 30 days.....	53	0.09
2 = More than 30 days ago but within the past 12 mos	128	0.22
3 = More than 12 months ago	870	1.47
9 = NEVER USED KETAMINE	58018	98.22

(KETMINREC)
IKKETMINREC

Len : 1 KETAMINE RECENCY - IMPUTATION INDICATOR

	Freq	Pct
1 = Questionnaire data	58976	99.84
3 = Statistically imputed data - lifetime use imputed	81	0.14
4 = Statistically imputed data - edited recency = 9.....	9	0.02
5 = Statistically imputed data - edited recency = 8.....	3	0.01

RECENCY OF DRUG USE

(DAMTFXREC)
IRDAMTFXREC

Len : 1 DMT/AMT/FOXY RECENCY - IMPUTATION REVISED

	Freq	Pct
1 = Within the past 30 days.....	28	0.05
2 = More than 30 days ago but within the past 12 mos	102	0.17
3 = More than 12 months ago	780	1.32
9 = NEVER USED DMT/AMT/FOXY	58159	98.46

(DAMTFXREC)
IIDAMTFXREC

Len : 1 DMT/AMT/FOXY RECENCY - IMPUTATION INDICATOR

	Freq	Pct
1 = Questionnaire data	58961	99.82
2 = Logically assigned data.....	1	0.00
3 = Statistically imputed data - lifetime use imputed	93	0.16
4 = Statistically imputed data - edited recency = 9.....	13	0.02
5 = Statistically imputed data - edited recency = 8.....	1	0.00

(SALVIAREC)
IRSALVIAREC

Len : 1 SALVIA RECENCY - IMPUTATION REVISED

	Freq	Pct
1 = Within the past 30 days.....	4	0.01
2 = More than 30 days ago but within the past 12 mos	33	0.06
3 = More than 12 months ago	1077	1.82
9 = NEVER USED SALVIA	57955	98.11

(SALVIAREC)
IISALVIAREC

Len : 1 SALVIA RECENCY - IMPUTATION INDICATOR

	Freq	Pct
1 = Questionnaire data	58961	99.82
2 = Logically assigned data.....	3	0.01
3 = Statistically imputed data - lifetime use imputed	99	0.17
4 = Statistically imputed data - edited recency = 9.....	5	0.01
5 = Statistically imputed data - edited recency = 8.....	1	0.00

(INHALREC)
IRINHALREC

Len : 1 INHALANT RECENCY - IMPUTATION REVISED

	Freq	Pct
1 = Within the past 30 days.....	256	0.43
2 = More than 30 days ago but within the past 12 mos	464	0.79
3 = More than 12 months ago	4968	8.41
9 = NEVER USED INHALANTS	53381	90.37

(INHALREC)
IINHALREC

Len : 1 INHALANT RECENCY - IMPUTATION INDICATOR

	Freq	Pct
1 = Questionnaire data	58777	99.51
3 = Statistically imputed data - lifetime use imputed	160	0.27
4 = Statistically imputed data - edited recency = 9.....	116	0.20
5 = Statistically imputed data - edited recency = 8.....	16	0.03

(METHAMREC)
IRMETHAMREC

Len : 1 METHAMPHETAMINE RECENCY - IMPUTATION REVISED

	Freq	Pct
1 = Within the past 30 days.....	307	0.52
2 = More than 30 days ago but within the past 12 mos	207	0.35
3 = More than 12 months ago	2162	3.66
9 = NEVER USED METHAMPHETAMINE	56393	95.47

(METHAMREC)
IMETHAMREC

Len : 1 METHAMPHETAMINE USE RECENCY - IMPUTATION INDICATOR

	Freq	Pct
1 = Questionnaire data	58974	99.84
2 = Logically assigned data.....	2	0.00
3 = Statistically imputed data - lifetime use imputed	70	0.12
4 = Statistically imputed data - edited recency = 9.....	13	0.02
5 = Statistically imputed data - edited recency = 8.....	10	0.02

RECENCY OF DRUG USE

NOTE: The following 18 variables refer to any use of prescription drugs. Any Use of prescription drugs is defined as either the use of one's own prescription medication as directed by a doctor or the misuse of prescription drugs. Misuse of prescription drugs is defined as use in any way not directed by a doctor, including use without a prescription of one's own medication; use in greater amounts, more often, or longer than told to take a drug; or use in any other way not directed by a doctor. Due to potential underreporting of lifetime prescription drug use, users are cautioned against using the levels 'More than 12 months ago' and 'NEVER USED XXX' in analysis for the following variables: IRPNRANYREC, ITRQANYREC, IRSTMANYREC, and IRSEDANYREC.

(PNRANYREC)

IRPNRANYREC Len : 1 ANY PAIN RELIEVER RECENCY - IMPUTATION REVISED

	Freq	Pct
1 = Within the past 12 months	13184	22.32
2 = More than 12 months ago	15107	25.58
9 = NEVER USED PAIN RELIEVERS	30778	52.11

(PNRANYREC)

IPNRANYREC Len : 1 ANY PAIN RELIEVER RECENCY - IMPUTATION INDICATOR

	Freq	Pct
1 = Questionnaire data	58438	98.93
3 = Statistically imputed data - lifetime use imputed	518	0.88
4 = Statistically imputed data - edited recency = 9.....	113	0.19

(OXCANYYR)

IROXCANYYR Len : 1 ANY OXYCONTIN RECENCY - IMPUTATION REVISED

	Freq	Pct
1 = Within the past 12 months	1378	2.33
9 = Did not use in the past 12 months.....	57691	97.67

(OXCANYYR)

IIOXCANYYR Len : 1 ANY OXYCONTIN RECENCY - IMPUTATION INDICATOR

	Freq	Pct
1 = Questionnaire data	58727	99.42
2 = Logically assigned data.....	127	0.22
3 = Statistically imputed data - any use imputed.....	215	0.36

(FENTANYR)

IRFENTANYR Len : 1 FENTANYL PRODUCTS - ANY PAST YEAR USE - IMP REV

	Freq	Pct
0 = No.....	58524	99.08
1 = Yes.....	545	0.92

(FENTANYR)

IIFENTANYR Len : 1 FENTANYL PRODUCTS - ANY PAST YEAR USE - IMP IND

	Freq	Pct
1 = Questionnaire data	58761	99.48
2 = Logically assigned data.....	103	0.17
3 = Statistically imputed data.....	205	0.35

(TRQANYREC)

ITRQANYREC Len : 1 ANY TRANQUILIZERS RECENCY - IMPUTATION REVISED

	Freq	Pct
1 = Within the past 12 months	5779	9.78
2 = More than 12 months ago	4339	7.35
9 = NEVER USED TRANQUILIZERS.....	48951	82.87

(TRQANYREC)

IITRQANYREC Len : 1 ANY TRANQUILIZERS RECENCY - IMPUTATION INDICATOR

	Freq	Pct
1 = Questionnaire data	58610	99.22
3 = Statistically imputed data - lifetime use imputed	439	0.74
4 = Statistically imputed data - edited recency = 9.....	20	0.03

RECENCY OF DRUG USE

(*STMANYREC*)
IRSTMANYREC

Len : 1 ANY STIMULANTS RECENCY - IMPUTATION REVISED		Freq	Pct
1 = Within the past 12 months		4870	8.24
2 = More than 12 months ago		3140	5.32
9 = NEVER USED STIMULANTS.....		51059	86.44

(*STMANYREC*)
IIRSTMANYREC

Len : 1 ANY STIMULANTS RECENCY - IMPUTATION INDICATOR		Freq	Pct
1 = Questionnaire data		58717	99.40
3 = Statistically imputed data - lifetime use imputed		336	0.57
4 = Statistically imputed data - edited recency = 9.....		16	0.03

(*SEDANYREC*)
IRSEDANYREC

Len : 1 ANY SEDATIVES RECENCY - IMPUTATION REVISED		Freq	Pct
1 = Within the past 12 months		2493	4.22
2 = More than 12 months ago		3114	5.27
9 = NEVER USED SEDATIVES		53462	90.51

(*SEDANYREC*)
IISEDANYREC

Len : 1 ANY SEDATIVES RECENCY - IMPUTATION INDICATOR		Freq	Pct
1 = Questionnaire data		58587	99.18
3 = Statistically imputed data - lifetime use imputed		472	0.80
4 = Statistically imputed data - edited recency = 9.....		10	0.02

(*BZOANYR*)
IRBZOANYR

Len : 1 ANY BENZODIAZEPINES - PAST YEAR USE - IMPUTATION REVISED		Freq	Pct
0 = No		54559	92.36
1 = Yes.....		4510	7.64

(*BZOANYR*)
IIBZOANYR

Len : 1 ANY BENZODIAZEPINES - PAST YEAR USE - IMPUTATION INDICATOR		Freq	Pct
1 = Questionnaire data		58790	99.53
3 = Statistically imputed data.....		279	0.47

NOTE: The following 14 variables refer to the misuse of prescription drugs. Misuse of prescription drugs is defined as use in any way not directed by a doctor, including use without a prescription of one's own medication; use in greater amounts, more often, or longer than told to take a drug; or use in any other way not directed by a doctor. Due to potential underreporting of lifetime prescription drug use, users are cautioned against using the levels 'More than 12 months ago' and 'NEVER MISUSED XXX' in analysis for the following variables: IRPNRMREC, IRTRQNMREC, IRSTNMREC, and IRSEDNMREC.

(*PNRMREC*)
IRPNRMREC

Len : 1 PAIN RELIEVER MISUSE RECENCY - IMPUTATION REVISED		Freq	Pct
1 = Within the past 30 days.....		501	0.85
2 = More than 30 days ago but within the past 12 mos		1273	2.16
3 = More than 12 months ago		3113	5.27
9 = NEVER MISUSED PAIN RELIEVERS		54182	91.73

(*PNRMREC*)
IIPNRNMREC

Len : 1 PAIN RELIEVER MISUSE RECENCY - IMPUTATION INDICATOR		Freq	Pct
1 = Questionnaire data		58265	98.64
2 = Logically assigned data.....		1	0.00
3 = Statistically imputed data - any use rec imputed		165	0.28
4 = Stat imp data - any use rec known, misuse unknown		63	0.11
5 = Statistically imputed data - edited recency = 9.....		44	0.07
6 = Statistically imputed data - edited recency = 8.....		13	0.02
7 = Stat imp data - did not misuse py, life unknown		518	0.88

RECENCY OF DRUG USE

(OXCNNMYR)
IROXCNNMYR

Len : 1 OXYCONTIN PAST YEAR MISUSE - IMPUTATION REVISED			
		Freq	Pct
1 = Misused in the past 12 months.....		219	0.37
9 = Did not misuse in the past 12 months		58850	99.63

(OXCNNMYR)
IIOXCNNMYR

Len : 1 OXYCONTIN PAST YEAR MISUSE - IMPUTATION INDICATOR			
		Freq	Pct
1 = Questionnaire data		58946	99.79
2 = Logically assigned data.....		2	0.00
3 = Statistically imputed data.....		121	0.20

(FENTNMYR)
IFENTNMYR

Len : 1 FENTANYL PRODUCTS - PAST YEAR MISUSE - IMP REV			
		Freq	Pct
0 = No.....		58976	99.84
1 = Yes.....		93	0.16

(FENTNMYR)
IIFENTNMYR

Len : 1 FENTANYL PRODUCTS - PAST YEAR MISUSE - IMP IND			
		Freq	Pct
1 = Questionnaire data		58938	99.78
3 = Statistically imputed data.....		131	0.22

(TRQNMREC)
IRTRQNMREC

Len : 1 TRANQUILIZER MISUSE RECENCY - IMPUTATION REVISED			
		Freq	Pct
1 = Within the past 30 days.....		277	0.47
2 = More than 30 days ago but within the past 12 mos		647	1.10
3 = More than 12 months ago		1227	2.08
9 = NEVER MISUSED TRANQUILIZERS.....		56918	96.36

(TRQNMREC)
IIRTRQNMREC

Len : 1 TRANQUILIZER MISUSE RECENCY - IMPUTATION INDICATOR			
		Freq	Pct
1 = Questionnaire data		58593	99.19
3 = Statistically imputed data - any use rec imputed.....		205	0.35
4 = Stat imp data - any use rec known, misuse unknown		17	0.03
5 = Statistically imputed data - edited recency = 9.....		4	0.01
6 = Statistically imputed data - edited recency = 8.....		5	0.01
7 = Stat imp data - did not misuse py, life unknown		245	0.41

(STMNMREC)
IRSTMNMREC

Len : 1 STIMULANT MISUSE RECENCY - IMPUTATION REVISED			
		Freq	Pct
1 = Within the past 30 days.....		349	0.59
2 = More than 30 days ago but within the past 12 mos		817	1.38
3 = More than 12 months ago		1638	2.77
9 = NEVER MISUSED STIMULANTS.....		56265	95.25

(STMNMREC)
IISTMNMREC

Len : 1 STIMULANT MISUSE RECENCY - IMPUTATION INDICATOR			
		Freq	Pct
1 = Questionnaire data		58678	99.34
3 = Statistically imputed data - any use rec imputed		221	0.37
4 = Stat imp data - any use rec known, misuse unknown		26	0.04
5 = Statistically imputed data - edited recency = 9.....		4	0.01
6 = Statistically imputed data - edited recency = 8.....		7	0.01
7 = Stat imp data - did not misuse py, life unknown		133	0.23

RECENCY OF DRUG USE

([SEDNMREC](#))
[IRSEDNMREC](#)

Len : 1 SEDATIVE MISUSE RECENCY - IMPUTATION REVISED

	Freq	Pct
1 = Within the past 30 days.....	53	0.09
2 = More than 30 days ago but within the past 12 mos	120	0.20
3 = More than 12 months ago	913	1.55
9 = NEVER MISUSED SEDATIVES	57983	98.16

([SEDNMREC](#))
[IISEDNMREC](#)

Len : 1 SEDATIVE MISUSE RECENCY - IMPUTATION INDICATOR

	Freq	Pct
1 = Questionnaire data	58561	99.14
3 = Statistically imputed data - any use rec imputed	298	0.50
4 = Stat imp data - any use rec known, misuse unknown	13	0.02
5 = Statistically imputed data - edited recency = 9.....	3	0.01
6 = Statistically imputed data - edited recency = 8.....	1	0.00
7 = Stat imp data - did not misuse py, life unknown	193	0.33

([BZONMYR](#))
[IRBZONMYR](#)

Len : 1 ANY BENZODIAZEPINES - PAST YEAR MISUSE - IMPUTATION REVISED

	Freq	Pct
0 = No.....	58225	98.57
1 = Yes.....	844	1.43

([BZONMYR](#))
[IBBZONMYR](#)

Len : 1 ANY BENZODIAZEPINES - PAST YEAR MISUSE - IMP IND

	Freq	Pct
1 = Questionnaire data	58790	99.53
3 = Statistically imputed data.....	279	0.47

PAST YEAR FREQUENCY OF USE

PAST YEAR FREQUENCY OF USE

NOTE: The term "Past Year Frequency" is interchangeable with the term "12-Month Frequency".

(ALCYRTOT)
IRALCFY

Len : 3	ALCOHOL FREQUENCY PAST YEAR - IMPUTATION REVISED		
	RANGE = 1 - 365	Freq	Pct
	991 = NEVER USED ALCOHOL	34878	59.05
	993 = DID NOT USE ALCOHOL PAST YEAR	17234	29.18
		6957	11.78

(ALCYRTOT)
I1ALCFY

Len : 1	ALCOHOL FREQUENCY PAST YEAR - IMPUTATION INDICATOR		
	1 = Questionnaire data	Freq	Pct
	2 = Logically assigned data	33568	56.83
	3 = Statistically imputed data	842	1.43
	9 = LEGITIMATE SKIP - NOT A LIFETIME/PAST YEAR USER	544	0.92
		24115	40.83

(ALCYRTOT)
I12ALCFY

Len : 1	ALCOHOL FREQ PAST YEAR - DETAILED IMPUTATION INDICATOR		
	1 = Questionnaire data	Freq	Pct
	2 = Logically assigned data	33568	56.83
	3 = Statistically imputed data - lifetime use imputed	842	1.43
	4 = Statistically imputed data - lifetime use known	25	0.04
	9 = LEGITIMATE SKIP - NOT A LIFETIME/PAST YEAR USER	519	0.88
		24115	40.83

(MJYRTOT)
IRMJFY

Len : 3	MARIJUANA FREQUENCY PAST YEAR - IMPUTATION REVISED		
	RANGE = 1 - 365	Freq	Pct
	991 = NEVER USED MARIJUANA	14271	24.16
	993 = DID NOT USE MARIJUANA PAST YEAR	32976	55.83
		11822	20.01

(MJYRTOT)
I1MJFY

Len : 1	MARIJUANA FREQUENCY PAST YEAR - IMPUTATION INDICATOR		
	1 = Questionnaire data	Freq	Pct
	2 = Logically assigned data	13028	22.06
	3 = Statistically imputed data	904	1.53
	9 = LEGITIMATE SKIP - NOT A LIFETIME/PAST YEAR USER	435	0.74
		44702	75.68

(MJYRTOT)
I12MJFY

Len : 1	MARIJUANA FREQ PAST YEAR - DETAILED IMPUTATION INDICATOR		
	1 = Questionnaire data	Freq	Pct
	2 = Logically assigned data	13028	22.06
	3 = Statistically imputed data - lifetime use imputed	904	1.53
	4 = Statistically imputed data - lifetime use known	54	0.09
	9 = LEGITIMATE SKIP - NOT A LIFETIME/PAST YEAR USER	381	0.65
		44702	75.68

(COCYRTOT)
IRCOCFY

Len : 3	COCAINE FREQUENCY PAST YEAR - IMPUTATION REVISED		
	RANGE = 1 - 365	Freq	Pct
	991 = NEVER USED COCAINE	1159	1.96
	993 = DID NOT USE COCAINE PAST YEAR	52336	88.60
		5574	9.44

(COCYRTOT)
I1COCFY

Len : 1	COCAINE FREQUENCY PAST YEAR - IMPUTATION INDICATOR		
	1 = Questionnaire data	Freq	Pct
	2 = Logically assigned data	1049	1.78
	3 = Statistically imputed data	69	0.12
	9 = LEGITIMATE SKIP - NOT A LIFETIME/PAST YEAR USER	85	0.14
		57866	97.96

PAST YEAR FREQUENCY OF USE

(COCYRTOT)
I2COCIFY

Len : 1 COCAINE FREQ PAST YEAR - DETAILED IMPUTATION INDICATOR

	Freq	Pct
1 = Questionnaire data	1049	1.78
2 = Logically assigned data.....	69	0.12
3 = Statistically imputed data - lifetime use imputed	24	0.04
4 = Statistically imputed data - lifetime use known.....	61	0.10
9 = LEGITIMATE SKIP - NOT A LIFETIME/PAST YEAR USER	57866	97.96

(CRKYRTOT)
IRCRKFY

Len : 3 CRACK FREQUENCY PAST YEAR - IMPUTATION REVISED

	Freq	Pct
RANGE = 1 - 365	174	0.29
991 = NEVER USED CRACK	57475	97.30
993 = DID NOT USE CRACK PAST YEAR.....	1420	2.40

(CRKYRTOT)
ICRKFY

Len : 1 CRACK FREQUENCY PAST YEAR - IMPUTATION INDICATOR

	Freq	Pct
1 = Questionnaire data	163	0.28
2 = Logically assigned data.....	6	0.01
3 = Statistically imputed data.....	38	0.06
9 = LEGITIMATE SKIP - NOT A LIFETIME/PAST YEAR USER	58862	99.65

(CRKYRTOT)
I2CRKFY

Len : 1 CRACK FREQ PAST YEAR - DETAILED IMPUTATION INDICATOR

	Freq	Pct
1 = Questionnaire data	163	0.28
2 = Logically assigned data.....	6	0.01
3 = Statistically imputed data - lifetime use imputed	30	0.05
4 = Statistically imputed data - lifetime use known.....	8	0.01
9 = LEGITIMATE SKIP - NOT A LIFETIME/PAST YEAR USER	58862	99.65

(HERYRTOT)
IRHERFY

Len : 3 HEROIN FREQUENCY PAST YEAR - IMPUTATION REVISED

	Freq	Pct
RANGE = 1 - 365	194	0.33
991 = NEVER USED HEROIN.....	57898	98.02
993 = DID NOT USE HEROIN PAST YEAR	977	1.65

(HERYRTOT)
IHHERFY

Len : 1 HEROIN FREQUENCY PAST YEAR - IMPUTATION INDICATOR

	Freq	Pct
1 = Questionnaire data	171	0.29
2 = Logically assigned data.....	15	0.03
3 = Statistically imputed data.....	66	0.11
9 = LEGITIMATE SKIP - NOT A LIFETIME/PAST YEAR USER	58817	99.57

(HERYRTOT)
I2HERFY

Len : 1 HEROIN FREQ PAST YEAR - DETAILED IMPUTATION INDICATOR

	Freq	Pct
1 = Questionnaire data	171	0.29
2 = Logically assigned data.....	15	0.03
3 = Statistically imputed data - lifetime use imputed	55	0.09
4 = Statistically imputed data - lifetime use known.....	11	0.02
9 = LEGITIMATE SKIP - NOT A LIFETIME/PAST YEAR USER	58817	99.57

(HALLUCYFQ)
IRHALLUCYFQ

Len : 3 HALL FREQUENCY PAST YEAR - IMPUTATION REVISED

	Freq	Pct
RANGE = 1 - 365	2243	3.80
991 = NEVER USED HALLUCINOGENS	49718	84.17
993 = DID NOT USE HALLUCINOGENS PAST YEAR	7108	12.03

PAST YEAR FREQUENCY OF USE

(HALLUCYFQ)
IHALLUCYFQ

Len : 1 HALL FREQ PAST YEAR - IMPUTATION INDICATOR

	Freq	Pct
1 = Questionnaire data	2078	3.52
2 = Logically assigned data.....	67	0.11
3 = Statistically imputed data - lifetime use imputed	221	0.37
4 = Statistically imputed data - lifetime use known.....	163	0.28
9 = LEGITIMATE SKIP - NOT A LIFETIME/PAST YEAR USER	56540	95.72

(INHALYFQ)
IINHALYFQ

Len : 3 INHALANT FREQUENCY PAST YEAR - IMPUTATION REVISED

	Freq	Pct
RANGE = 1 - 337	720	1.22
991 = NEVER USED INHALANTS	53381	90.37
993 = DID NOT USE INHALANTS PAST YEAR.....	4968	8.41

(INHALYFQ)
IINHALYFQ

Len : 1 INHALANT FREQ PAST YEAR - IMPUTATION INDICATOR

	Freq	Pct
1 = Questionnaire data	611	1.03
2 = Logically assigned data.....	60	0.10
3 = Statistically imputed data - lifetime use imputed	160	0.27
4 = Statistically imputed data - lifetime use known.....	136	0.23
9 = LEGITIMATE SKIP - NOT A LIFETIME/PAST YEAR USER	58102	98.36

(METHAMYFQ)
IRMETHAMYFQ

Len : 3 METH FREQUENCY PAST YEAR - IMPUTATION REVISED

	Freq	Pct
RANGE = 1 - 365	514	0.87
991 = NEVER USED METHAMPHETAMINE	56393	95.47
993 = DID NOT USE METHAMPHETAMINE PAST YEAR	2162	3.66

(METHAMYFQ)
IMETHAMYFQ

Len : 1 METH FREQ PAST YEAR - IMPUTATION INDICATOR

	Freq	Pct
1 = Questionnaire data	471	0.80
2 = Logically assigned data.....	24	0.04
3 = Statistically imputed data - lifetime use imputed	70	0.12
4 = Statistically imputed data - lifetime use known.....	28	0.05
9 = LEGITIMATE SKIP - NOT A LIFETIME/PAST YEAR USER	58476	99.00

PAST MONTH FREQUENCY OF USE

PAST MONTH FREQUENCY OF USE

NOTE: The term "Past Month Frequency" is interchangeable with the term "30-Day Frequency".

(CG30EST, CIG30USE)

<u>ICIGFM</u>	Len : 2	CIG FREQUENCY PAST MONTH - IMPUTATION REVISED		
		RANGE = 1 - 30	Freq	Pct
		91 = NEVER USED CIGARETTES.....	7215	12.21
		93 = DID NOT USE CIGARETTES PAST MONTH.....	34135	57.79
			17719	30.00

(CG30EST, CIG30USE)

<u>ICIGFM</u>	Len : 1	CIG FREQUENCY PAST MONTH - IMPUTATION INDICATOR		
		1 = Questionnaire data	Freq	Pct
		2 = Logically assigned data.....	7166	12.13
		3 = Statistically imputed data.....	36	0.06
		9 = LEGITIMATE SKIP - NOT A LIFETIME/PAST MONTH USER	23	0.04
			51844	87.77

(CG30EST, CIG30USE)

<u>I2CIGFM</u>	Len : 1	CIG FREQUENCY PAST MONTH - DETAILED IMPUTATION INDICATOR		
		1 = Questionnaire data	Freq	Pct
		2 = Logically assigned data.....	7166	12.13
		4 = Statistically imputed data - lifetime use known.....	36	0.06
		9 = LEGITIMATE SKIP - NOT A LIFETIME/PAST MONTH USER	23	0.04
			51844	87.77

(CGR30USE, CIG30EST)

<u>ICGRFM</u>	Len : 2	CIGAR FREQUENCY PAST MONTH - IMPUTATION REVISED		
		RANGE = 1 - 30	Freq	Pct
		91 = NEVER USED CIGARS	2135	3.61
		93 = DID NOT USE CIGARS PAST MONTH.....	44026	74.53
			12908	21.85

(CGR30USE, CIG30EST)

<u>ICGRFM</u>	Len : 1	CIGAR FREQUENCY PAST MONTH - IMPUTATION INDICATOR		
		1 = Questionnaire data	Freq	Pct
		2 = Logically assigned data.....	2116	3.58
		3 = Statistically imputed data.....	16	0.03
		9 = LEGITIMATE SKIP - NOT A LIFETIME/PAST MONTH USER	30	0.05
			56907	96.34

(CGR30USE, CIG30EST)

<u>I2CGRFM</u>	Len : 1	CIGAR FREQUENCY PAST MONTH - DETAILED IMPUTATION INDICATOR		
		1 = Questionnaire data	Freq	Pct
		2 = Logically assigned data.....	2116	3.58
		3 = Statistically imputed data - lifetime use imputed	16	0.03
		4 = Statistically imputed data - lifetime use known.....	15	0.03
		9 = LEGITIMATE SKIP - NOT A LIFETIME/PAST MONTH USER	15	0.03
			56907	96.34

(SMKLSS30E, SMKLSS30N)

<u>IRSMKLSS30N</u>	Len : 2	SMOKELESS TOBACCO FREQUENCY PAST MONTH - IMPUTATION REVISED		
		RANGE = 1 - 30	Freq	Pct
		91 = NEVER USED SMOKELESS TOBACCO	1205	2.04
		93 = DID NOT USE SMOKELESS TOBACCO PAST MONTH.....	52127	88.25
			5737	9.71

(SMKLSS30E, SMKLSS30N)

<u>ISMKLSS30N</u>	Len : 1	SMOKELESS TOBACCO FREQUENCY PST MONTH - IMPUTATION INDICATOR		
		1 = Questionnaire data	Freq	Pct
		2 = Logically assigned data.....	1193	2.02
		3 = Statistically imputed data - lifetime use imputed	9	0.02
		4 = Statistically imputed data - lifetime use known.....	24	0.04
		9 = LEGITIMATE SKIP - NOT A LIFETIME/PAST MONTH USER	9	0.02
			57834	97.91

PAST MONTH FREQUENCY OF USE

(NICVAP30N)
IRNICVAP30N

Len : 2 NICOTINE VAPING FREQUENCY PAST MONTH - IMPUTATION REVISED

	Freq	Pct
RANGE = 1 - 30	6766	11.45
91 = NEVER VAPE NICOTINE	41794	70.75
93 = DID NOT VAPE NICOTINE PAST MONTH	10509	17.79

(NICVAP30N)
IRNICVAP30N

Len : 1 NICOTINE VAPING FREQUENCY PAST MONTH - IMPUTATION INDICATOR

	Freq	Pct
1 = Questionnaire data	6663	11.28
2 = Logically assigned data	68	0.12
3 = Statistically imputed data - lifetime use imputed	18	0.03
4 = Statistically imputed data - lifetime use known	50	0.08
9 = LEGITIMATE SKIP - NOT A LIFETIME/PAST MONTH USER	52270	88.49

(AL30EST, ALCDAYS)
IRALCFM

Len : 2 ALCOHOL FREQUENCY PAST MONTH - IMPUTATION REVISED

	Freq	Pct
RANGE = 1 - 30	26425	44.74
91 = NEVER USED ALCOHOL	17234	29.18
93 = DID NOT USE ALCOHOL PAST MONTH	15410	26.09

(AL30EST, ALCDAYS)
I2ALCFM

Len : 1 ALCOHOL FREQUENCY PAST MONTH - IMPUTATION INDICATOR

	Freq	Pct
1 = Questionnaire data	25802	43.68
2 = Logically assigned data	115	0.19
3 = Statistically imputed data	803	1.36
9 = LEGITIMATE SKIP - NOT A LIFETIME/PAST MONTH USER	32349	54.76

(AL30EST, ALCDAYS)
I2ALCFM

Len : 1 ALCOHOL FREQUENCY PAST MONTH - DETAILED IMPUTATION INDICATOR

	Freq	Pct
1 = Questionnaire data	25802	43.68
2 = Logically assigned data	115	0.19
3 = Statistically imputed data - lifetime use imputed	25	0.04
4 = Statistically imputed data - lifetime use known	778	1.32
9 = LEGITIMATE SKIP - NOT A LIFETIME/PAST MONTH USER	32349	54.76

"Binge" Alcohol Frequency, IRALCBNG30D, is defined as the number of days in the past month on which the respondent reported drinking five or more drinks on the same occasion for males or four or more drinks on the same occasion for females. For this variable, "occasion" means at the same time or within a couple hours of each other. Prior to 2015, "binge" alcohol frequency was defined as the number of days in the past month on which the respondent reported drinking five or more drinks on the same occasion for everyone, regardless of sex. Therefore, IRALCBNG30D is comparable to the version of this variable created from 2002-2014, IRALCD5, among males but not overall or among females.

(ALCBNG30D)
IRALCBNG30D

Len : 2 BINGE ALCOHOL FREQUENCY PAST MONTH - IMPUTATION REVISED

	Freq	Pct
RANGE = 0 - 30	26425	44.74
91 = NEVER USED ALCOHOL	17234	29.18
93 = DID NOT USE ALCOHOL PAST MONTH	15410	26.09

(ALCBNG30D)
I2ALCBNG30D

Len : 1 BINGE ALCOHOL FREQUENCY PAST MONTH - IMPUTATION INDICATOR

	Freq	Pct
1 = Questionnaire data	25667	43.45
2 = Logically assigned data	44	0.07
3 = Statistically imputed data - recency of use imputed	604	1.02
4 = Statistically imputed data - recency of use known	405	0.69
9 = LEGITIMATE SKIP - NOT A LIFETIME/PAST MONTH USER	32349	54.76

PAST MONTH FREQUENCY OF USE

(MJDAY30A, MR30EST)

IRMJFM

Len : 2 MARIJUANA FREQUENCY PAST MONTH - IMPUTATION REVISED

	Freq	Pct
RANGE = 1 - 30.....	9730	16.47
91 = NEVER USED MARIJUANA	32976	55.83
93 = DID NOT USE MARIJUANA PAST MONTH	16363	27.70

(MJDAY30A, MR30EST)

IIMJFM

Len : 1 MARIJUANA FREQUENCY PAST MONTH - IMPUTATION INDICATOR

	Freq	Pct
1 = Questionnaire data	9488	16.06
2 = Logically assigned data.....	89	0.15
3 = Statistically imputed data.....	330	0.56
9 = LEGITIMATE SKIP - NOT A LIFETIME/PAST MONTH USER	49162	83.23

(MJDAY30A, MR30EST)

I2MJFM

Len : 1 MARIJUANA FREQ PAST MONTH - DETAILED IMPUTATION INDICATOR

	Freq	Pct
1 = Questionnaire data	9488	16.06
2 = Logically assigned data.....	89	0.15
3 = Statistically imputed data - lifetime use imputed	54	0.09
4 = Statistically imputed data - lifetime use known.....	276	0.47
9 = LEGITIMATE SKIP - NOT A LIFETIME/PAST MONTH USER	49162	83.23

(CC30EST, COCUS30A)

IRCOCFM

Len : 2 COCAINE FREQUENCY PAST MONTH - IMPUTATION REVISED

	Freq	Pct
RANGE = 1 - 30.....	421	0.71
91 = NEVER USED COCAINE	52336	88.60
93 = DID NOT USE COCAINE PAST MONTH.....	6312	10.69

(CC30EST, COCUS30A)

IICOCFM

Len : 1 COCAINE FREQUENCY PAST MONTH - IMPUTATION INDICATOR

	Freq	Pct
1 = Questionnaire data	374	0.63
2 = Logically assigned data.....	20	0.03
3 = Statistically imputed data.....	89	0.15
9 = LEGITIMATE SKIP - NOT A LIFETIME/PAST MONTH USER	58586	99.18

(CC30EST, COCUS30A)

I2COCFM

Len : 1 COCAINE FREQUENCY PAST MONTH - DETAILED IMPUTATION INDICATOR

	Freq	Pct
1 = Questionnaire data	374	0.63
2 = Logically assigned data.....	20	0.03
3 = Statistically imputed data - lifetime use imputed	24	0.04
4 = Statistically imputed data - lifetime use known.....	65	0.11
9 = LEGITIMATE SKIP - NOT A LIFETIME/PAST MONTH USER	58586	99.18

(CR30EST, CRKUS30A)

IRCRKFM

Len : 2 CRACK FREQUENCY PAST MONTH - IMPUTATION REVISED

	Freq	Pct
RANGE = 1 - 30.....	95	0.16
91 = NEVER USED CRACK.....	57475	97.30
93 = DID NOT USE CRACK PAST MONTH.....	1499	2.54

(CR30EST, CRKUS30A)

IICRKFM

Len : 1 CRACK FREQUENCY PAST MONTH - IMPUTATION INDICATOR

	Freq	Pct
1 = Questionnaire data	92	0.16
3 = Statistically imputed data.....	39	0.07
9 = LEGITIMATE SKIP - NOT A LIFETIME/PAST MONTH USER	58938	99.78

PAST MONTH FREQUENCY OF USE

(CR30EST, CRKUS30A)

I2CRKFM

Len : 1 CRACK FREQUENCY PAST MONTH - DETAILED IMPUTATION INDICATOR

	Freq	Pct
1 = Questionnaire data	92	0.16
3 = Statistically imputed data - lifetime use imputed	30	0.05
4 = Statistically imputed data - lifetime use known.....	9	0.02
9 = LEGITIMATE SKIP - NOT A LIFETIME/PAST MONTH USER	58938	99.78

(HER30USE, HR30EST)

IRHERFM

Len : 2 HEROIN FREQUENCY PAST MONTH - IMPUTATION REVISED

	Freq	Pct
RANGE = 1 - 30.....	122	0.21
91 = NEVER USED HEROIN.....	57898	98.02
93 = DID NOT USE HEROIN PAST MONTH.....	1049	1.78

(HER30USE, HR30EST)

IHERFM

Len : 1 HEROIN FREQUENCY PAST MONTH - IMPUTATION INDICATOR

	Freq	Pct
1 = Questionnaire data	115	0.19
2 = Logically assigned data.....	1	0.00
3 = Statistically imputed data.....	65	0.11
9 = LEGITIMATE SKIP - NOT A LIFETIME/PAST MONTH USER	58888	99.69

(HER30USE, HR30EST)

I2HERFM

Len : 1 HEROIN FREQ PAST MONTH - DETAILED IMPUTATION INDICATOR

	Freq	Pct
1 = Questionnaire data	115	0.19
2 = Logically assigned data.....	1	0.00
3 = Statistically imputed data - lifetime use imputed	55	0.09
4 = Statistically imputed data - lifetime use known.....	10	0.02
9 = LEGITIMATE SKIP - NOT A LIFETIME/PAST MONTH USER	58888	99.69

(HALLUC30E, HALLUC30N)

IRHALLUC30N

Len : 2 HALLUCINOGEN FREQUENCY PAST MONTH - IMPUTATION REVISED

	Freq	Pct
RANGE = 1 - 30.....	606	1.03
91 = NEVER USED HALLUCINOGENS	49718	84.17
93 = DID NOT USE HALLUCINOGENS PAST MONTH	8745	14.80

(HALLUC30E, HALLUC30N)

IHALLUC30N

Len : 1 HALLUCINOGEN FREQUENCY PAST MONTH - IMPUTATION INDICATOR

	Freq	Pct
1 = Questionnaire data	564	0.95
2 = Logically assigned data.....	1	0.00
3 = Statistically imputed data - lifetime use imputed	221	0.37
4 = Statistically imputed data - lifetime use known.....	177	0.30
9 = LEGITIMATE SKIP - NOT A LIFETIME/PAST MONTH USER	58106	98.37

(INHAL30ES, INHAL30N)

IRINHAL30N

Len : 2 INHALANT FREQUENCY PAST MONTH - IMPUTATION REVISED

	Freq	Pct
RANGE = 1 - 26.....	256	0.43
91 = NEVER USED INHALANTS	53381	90.37
93 = DID NOT USE INHALANTS PAST MONTH.....	5432	9.20

(INHAL30ES, INHAL30N)

IINHAL30N

Len : 1 INHALANT FREQUENCY PAST MONTH - IMPUTATION INDICATOR

	Freq	Pct
1 = Questionnaire data	235	0.40
2 = Logically assigned data.....	4	0.01
3 = Statistically imputed data - lifetime use imputed	160	0.27
4 = Statistically imputed data - lifetime use known.....	134	0.23
9 = LEGITIMATE SKIP - NOT A LIFETIME/PAST MONTH USER	58536	99.10

PAST MONTH FREQUENCY OF USE

(METHAM30E, METHAM30N)

IRMETHAM30N Len : 2 METHAMPHETAMINE FREQUENCY PAST MONTH - IMPUTATION REVISED

	Freq	Pct
RANGE = 1 - 30.....	307	0.52
91 = NEVER USED METHAMPHETAMINE	56393	95.47
93 = DID NOT USE METHAMPHETAMINE PAST MONTH	2369	4.01

(METHAM30E, METHAM30N)

IIMETHAM30N Len : 1 METHAMPHETAMINE FREQUENCY PAST MONTH - IMPUTATION INDICATOR

	Freq	Pct
1 = Questionnaire data	292	0.49
2 = Logically assigned data.....	2	0.00
3 = Statistically imputed data - lifetime use imputed	70	0.12
4 = Statistically imputed data - lifetime use known.....	26	0.04
9 = LEGITIMATE SKIP - NOT A LIFETIME/PAST MONTH USER	58679	99.34

(PNRNM30ES, PNRNM30FQ)

IRPNRNM30FQ Len : 2 PAIN RELIEVERS MISUSE FREQ PAST MONTH - IMPUTATION REVISED

	Freq	Pct
RANGE = 1 - 30.....	501	0.85
91 = NEVER MISUSED PAIN RELIEVERS	54182	91.73
93 = DID NOT MISUSE PAIN RELIEVERS PAST MONTH.....	4386	7.43

(PNRNM30ES, PNRNM30FQ)

IIPNRNM30FQ Len : 1 PAIN RELIEVERS MISUSE FREQ PAST MONTH - IMPUTATION INDICATOR

	Freq	Pct
1 = Questionnaire data	482	0.82
2 = Logically assigned data.....	3	0.01
3 = Statistically imputed data - lifetime misuse imputed.....	228	0.39
4 = Statistically imputed data - lifetime misuse known.....	62	0.10
9 = LEGITIMATE SKIP - NOT A LIFETIME/PAST MONTH MISUSER.....	58294	98.69

(TRQNM30ES, TRQNM30FQ)

IRTRQNM30FQ Len : 2 TRANQUILIZERS MISUSE FREQ PAST MONTH - IMPUTATION REVISED

	Freq	Pct
RANGE = 1 - 30.....	277	0.47
91 = NEVER MISUSED TRANQUILIZERS.....	56918	96.36
93 = DID NOT MISUSE TRANQUILIZERS PAST MONTH.....	1874	3.17

(TRQNM30ES, TRQNM30FQ)

IITRQNM30FQ Len : 1 TRANQUILIZERS MISUSE FREQ PAST MONTH - IMPUTATION INDICATOR

	Freq	Pct
1 = Questionnaire data	267	0.45
2 = Logically assigned data.....	4	0.01
3 = Statistically imputed data - lifetime misuse imputed.....	222	0.38
4 = Statistically imputed data - lifetime misuse known.....	10	0.02
9 = LEGITIMATE SKIP - NOT A LIFETIME/PAST MONTH MISUSER.....	58566	99.15

(STMNM30ES, STMNM30FQ)

IRSTMNM30FQ Len : 2 STIMULANTS MISUSE FREQUENCY PAST MONTH - IMPUTATION REVISED

	Freq	Pct
RANGE = 1 - 30.....	349	0.59
91 = NEVER MISUSED STIMULANTS.....	56265	95.25
93 = DID NOT MISUSE STIMULANTS PAST MONTH.....	2455	4.16

(STMNM30ES, STMNM30FQ)

IIRSTMNM30FQ Len : 1 STIMULANTS MISUSE FREQ PAST MONTH - IMPUTATION INDICATOR

	Freq	Pct
1 = Questionnaire data	338	0.57
2 = Logically assigned data.....	4	0.01
3 = Statistically imputed data - lifetime misuse imputed.....	247	0.42
4 = Statistically imputed data - lifetime misuse known.....	11	0.02
9 = LEGITIMATE SKIP - NOT A LIFETIME/PAST MONTH MISUSER.....	58469	98.98

PAST MONTH FREQUENCY OF USE

(*SEDNM30ES, SEDNM30FQ*)

[IRSEDNM30FQ](#) Len : 2 SEDATIVES MISUSE FREQUENCY PAST MONTH - IMPUTATION REVISED

	Freq	Pct
RANGE = 1 - 30	53	0.09
91 = NEVER MISUSED SEDATIVES	57983	98.16
93 = DID NOT MISUSE SEDATIVES PAST MONTH	1033	1.75

(*SEDNM30ES, SEDNM30FQ*)

[IISEDNM30FQ](#) Len : 1 SEDATIVES MISUSE FREQUENCY PAST MONTH - IMPUTATION INDICATOR

	Freq	Pct
1 = Questionnaire data	50	0.08
2 = Logically assigned data	1	0.00
3 = Statistically imputed data - lifetime misuse imputed	311	0.53
4 = Statistically imputed data - lifetime misuse known	4	0.01
9 = LEGITIMATE SKIP - NOT A LIFETIME/PAST MONTH MISUSER	58703	99.38

AGE/DATE OF FIRST DRUG USE

AGE/DATE OF FIRST DRUG USE

(CIGTRY)
IRCIGAGE Len : 3 CIGARETTE AGE OF FIRST USE - IMPUTATION REVISED

	Freq	Pct
RANGE = 1 - 60	24934	42.21
991 = NEVER USED.....	34135	57.79

(CIGTRY)
IICIGAGE Len : 1 CIGARETTE AGE OF FIRST USE - IMPUTATION INDICATOR

	Freq	Pct
1 = Questionnaire data	24730	41.87
2 = Logically assigned data.....	8	0.01
3 = Statistically imputed data.....	196	0.33
9 = LEGITIMATE SKIP - NOT A LIFETIME USER.....	34135	57.79

(CIGYFU, IRCIGAGE)
IRCIGYFU Len : 4 CIGARETTE YEAR OF FIRST USE - IMPUTATION REVISED

	Freq	Pct
RANGE = 1927 - 2022	24934	42.21
9999 = NEVER USED.....	34135	57.79

(CIGYFU, IRCIGAGE)
IICIGYFU Len : 1 CIGARETTE YEAR OF FIRST USE - IMPUTATION INDICATOR

	Freq	Pct
1 = Questionnaire data	760	1.29
2 = Logically assigned data.....	3	0.01
3 = Statistically imputed data.....	24171	40.92
9 = LEGITIMATE SKIP - NOT A LIFETIME USER.....	34135	57.79

(CIGAGE)
IRCDUAGE Len : 3 DAILY CIGARETTE AGE OF FIRST USE - IMPUTATION REVISED

	Freq	Pct
RANGE = 2 - 60	12617	21.36
991 = NEVER USED.....	34135	57.79
993 = NEVER A DAILY USER.....	12317	20.85

(CIGAGE)
IICDUAGE Len : 1 DAILY CIGARETTE AGE OF FIRST USE - IMPUTATION INDICATOR

	Freq	Pct
1 = Questionnaire data	12549	21.24
3 = Statistically imputed data.....	74	0.13
9 = LEGITIMATE SKIP - NOT A LIFETIME/DAILY CIG USER.....	46446	78.63

(CIGDLYFU, IRCDUAGE)
IRCD2YFU Len : 4 DAILY CIGARETTE YFU - USING CIGDLYFU - IMPUTATION REVISED

	Freq	Pct
RANGE = 1940 - 2022	12617	21.36
9993 = NEVER A DAILY USER.....	12317	20.85
9999 = NEVER USED.....	34135	57.79

(CIGDLYFU, IRCDUAGE)
IICD2YFU Len : 1 DAILY CIGARETTE YEAR OF FIRST USE - IMPUTATION INDICATOR

	Freq	Pct
1 = Questionnaire data	157	0.27
3 = Statistically imputed data.....	12466	21.10
9 = LEGITIMATE SKIP - NOT A LIFETIME/DAILY CIG USER.....	46446	78.63

(CIGARTRY)
IRCGRAGE Len : 3 CIGAR AGE OF FIRST USE - IMPUTATION REVISED

	Freq	Pct
RANGE = 1 - 75	15043	25.47
991 = NEVER USED.....	44026	74.53

AGE/DATE OF FIRST DRUG USE

(CIGARTRY)
IICGRAGE

Len : 1 CIGAR AGE OF FIRST USE - IMPUTATION INDICATOR

	Freq	Pct
1 = Questionnaire data	14836	25.12
3 = Statistically imputed data.....	219	0.37
9 = LEGITIMATE SKIP - NOT A LIFETIME USER.....	44014	74.51

(CIGARYFU, IRCGRAGE)
IRCGRYFU

Len : 4 CIGAR YEAR OF FIRST USE - IMPUTATION REVISED

	Freq	Pct
RANGE = 1940 - 2022	15043	25.47
9999 = NEVER USED.....	44026	74.53

(CIGARYFU, IRCGRAGE)
IICGRYFU

Len : 1 CIGAR YEAR OF FIRST USE - IMPUTATION INDICATOR

	Freq	Pct
1 = Questionnaire data	775	1.31
3 = Statistically imputed data.....	14280	24.18
9 = LEGITIMATE SKIP - NOT A LIFETIME USER.....	44014	74.51

(SMKLSSTRY)
IRSMKLSSTRY

Len : 3 SMOKELESS TOBACCO AGE OF FIRST USE - IMPUTATION REVISED

	Freq	Pct
RANGE = 1 - 77	6942	11.75
991 = NEVER USED.....	52127	88.25

(SMKLSSTRY)
IISMKLSSTRY

Len : 1 SMOKELESS TOBACCO AGE OF FIRST USE - IMPUTATION INDICATOR

	Freq	Pct
1 = Questionnaire data	6834	11.57
2 = Logically assigned data.....	1	0.00
3 = Statistically imputed data.....	127	0.22
9 = LEGITIMATE SKIP - NOT A LIFETIME USER.....	52107	88.21

(IRSMKLSSTRY, SMKLSYFU)
IRSMKLSYFU

Len : 4 SMOKELESS TOBACCO YEAR OF FIRST USE - IMPUTATION REVISED

	Freq	Pct
RANGE = 1939 - 2022	6942	11.75
9999 = NEVER USED.....	52127	88.25

(IRSMKLSSTRY, SMKLSYFU)
IISMKLSYFU

Len : 1 SMOKELESS TOBACCO YEAR OF FIRST USE - IMPUTATION INDICATOR

	Freq	Pct
1 = Questionnaire data	290	0.49
3 = Statistically imputed data.....	6672	11.30
9 = LEGITIMATE SKIP - NOT A LIFETIME USER.....	52107	88.21

(NICVAPAGE)
IRNICVAPAGE

Len : 3 NICOTINE VAPING AGE OF FIRST USE - IMPUTATION REVISED

	Freq	Pct
RANGE = 1 - 80.....	17275	29.25
991 = NEVER USED.....	41794	70.75

(NICVAPAGE)
IINICVAPAGE

Len : 1 NICOTINE VAPING AGE OF FIRST USE - IMPUTATION INDICATOR

	Freq	Pct
1 = Questionnaire data	16858	28.54
3 = Statistically imputed data.....	430	0.73
9 = LEGITIMATE SKIP - NOT A LIFETIME USER.....	41781	70.73

AGE/DATE OF FIRST DRUG USE

(IRNICVAPAGE, NICVAPYFU)

IRNICVAPYFU

Len : 4 NICOTINE VAPING YEAR OF FIRST USE - IMPUTATION REVISED

	Freq	Pct
RANGE = 1950 - 2022	17275	29.25
9999 = NEVER USED.....	41794	70.75

(IRNICVAPAGE, NICVAPYFU)

IINICVAPYFU

Len : 1 NICOTINE VAPING YEAR OF FIRST USE - IMPUTATION INDICATOR

	Freq	Pct
1 = Questionnaire data	2525	4.27
3 = Statistically imputed data.....	14763	24.99
9 = LEGITIMATE SKIP - NOT A LIFETIME USER.....	41781	70.73

(ALCTRY)

IIRALCAGE

Len : 3 ALCOHOL AGE OF FIRST USE - IMPUTATION REVISED

	Freq	Pct
RANGE = 1 - 89	41835	70.82
991 = NEVER USED.....	17234	29.18

(ALCTRY)

IIRALCAGE

Len : 1 ALCOHOL AGE OF FIRST USE - IMPUTATION INDICATOR

	Freq	Pct
1 = Questionnaire data	41394	70.08
3 = Statistically imputed data.....	459	0.78
9 = LEGITIMATE SKIP - NOT A LIFETIME USER.....	17216	29.15

(ALCYFU, IIRALCAGE)

IIRALCYFU

Len : 4 ALCOHOL YEAR OF FIRST USE - IMPUTATION REVISED

	Freq	Pct
RANGE = 1933 - 2022	41835	70.82
9999 = NEVER USED.....	17234	29.18

(ALCYFU, IIRALCAGE)

IIRALCYFU

Len : 1 ALCOHOL YEAR OF FIRST USE - IMPUTATION INDICATOR

	Freq	Pct
1 = Questionnaire data	2699	4.57
3 = Statistically imputed data.....	39154	66.29
9 = LEGITIMATE SKIP - NOT A LIFETIME USER.....	17216	29.15

(MJAGE)

IIRMJAGE

Len : 3 MARIJUANA AGE OF FIRST USE - IMPUTATION REVISED

	Freq	Pct
RANGE = 1 - 83	26093	44.17
991 = NEVER USED.....	32976	55.83

(MJAGE)

IIRMJAGE

Len : 1 MARIJUANA AGE OF FIRST USE - IMPUTATION INDICATOR

	Freq	Pct
1 = Questionnaire data	25926	43.89
3 = Statistically imputed data.....	206	0.35
9 = LEGITIMATE SKIP - NOT A LIFETIME USER.....	32937	55.76

(IRMJAGE, MJYFU)

IIRMJYFU

Len : 4 MARIJUANA YEAR OF FIRST USE - IMPUTATION REVISED

	Freq	Pct
RANGE = 1948 - 2022	26093	44.17
9999 = NEVER USED.....	32976	55.83

(IRMJAGE, MJYFU)

IIRMJYFU

Len : 1 MARIJUANA YEAR OF FIRST USE - IMPUTATION INDICATOR

	Freq	Pct
1 = Questionnaire data	1883	3.19
3 = Statistically imputed data.....	24249	41.05
9 = LEGITIMATE SKIP - NOT A LIFETIME USER.....	32937	55.76

AGE/DATE OF FIRST DRUG USE

(COCAGE)
IRCOAGE

Len : 3	COCAINE AGE OF FIRST USE - IMPUTATION REVISED		
	RANGE = 1 - 70.....	Freq	Pct
	991 = NEVER USED.....	6733	11.40
		52336	88.60

(COCAGE)
ICOCAGE

Len : 1	COCAINE AGE OF FIRST USE - IMPUTATION INDICATOR		
	1 = Questionnaire data.....	Freq	Pct
	2 = Logically assigned data.....	6583	11.14
	3 = Statistically imputed data.....	98	0.17
	9 = LEGITIMATE SKIP - NOT A LIFETIME USER.....	70	0.12
		52318	88.57

(COCYFU, IRCOCAGE)
IRCOCYFU

Len : 4	COCAINE YEAR OF FIRST USE - IMPUTATION REVISED		
	RANGE = 1958 - 2022.....	Freq	Pct
	9999 = NEVER USED.....	6733	11.40
		52336	88.60

(COCYFU, IRCOCAGE)
ICOCYFU

Len : 1	COCAINE YEAR OF FIRST USE - IMPUTATION INDICATOR		
	1 = Questionnaire data.....	Freq	Pct
	3 = Statistically imputed data.....	258	0.44
	9 = LEGITIMATE SKIP - NOT A LIFETIME USER.....	6493	10.99
		52318	88.57

(CRKAGE)
IRCRKAGE

Len : 3	CRACK AGE OF FIRST USE - IMPUTATION REVISED		
	RANGE = 1 - 68.....	Freq	Pct
	991 = NEVER USED.....	1594	2.70
		57475	97.30

(CRKAGE)
ICRKAGE

Len : 1	CRACK AGE OF FIRST USE - IMPUTATION INDICATOR		
	1 = Questionnaire data.....	Freq	Pct
	2 = Logically assigned data.....	1579	2.67
	3 = Statistically imputed data.....	1	0.00
	9 = LEGITIMATE SKIP - NOT A LIFETIME USER.....	43	0.07
		57446	97.25

(CRKYFU, IRCRKAGE)
IRCRKYFU

Len : 4	CRACK YEAR OF FIRST USE - IMPUTATION REVISED		
	RANGE = 1958 - 2022.....	Freq	Pct
	9999 = NEVER USED.....	1594	2.70
		57475	97.30

(CRKYFU, IRCRKAGE)
ICRKYFU

Len : 1	CRACK YEAR OF FIRST USE - IMPUTATION INDICATOR		
	1 = Questionnaire data.....	Freq	Pct
	3 = Statistically imputed data.....	26	0.04
	9 = LEGITIMATE SKIP - NOT A LIFETIME USER.....	1597	2.70
		57446	97.25

(HERAGE)
IRHERAGE

Len : 3	HEROIN AGE OF FIRST USE - IMPUTATION REVISED		
	RANGE = 2 - 63.....	Freq	Pct
	991 = NEVER USED.....	1171	1.98
		57898	98.02

AGE/DATE OF FIRST DRUG USE

(HERAGE)
IHERAGE

Len : 1 HEROIN AGE OF FIRST USE - IMPUTATION INDICATOR

	Freq	Pct
1 = Questionnaire data	1161	1.97
3 = Statistically imputed data.....	65	0.11
9 = LEGITIMATE SKIP - NOT A LIFETIME USER.....	57843	97.92

(HERYFU, IRHERAGE)
IHERYFU

Len : 4 HEROIN YEAR OF FIRST USE - IMPUTATION REVISED

	Freq	Pct
RANGE = 1963 - 2022	1171	1.98
9999 = NEVER USED.....	57898	98.02

(HERYFU, IRHERAGE)
IHERYFU

Len : 1 HEROIN YEAR OF FIRST USE - IMPUTATION INDICATOR

	Freq	Pct
1 = Questionnaire data	29	0.05
3 = Statistically imputed data.....	1197	2.03
9 = LEGITIMATE SKIP - NOT A LIFETIME USER.....	57843	97.92

(HALLUCAGE)
IRHALLUCAGE

Len : 3 HALLUCINOGEN AGE OF FIRST USE - IMPUTATION REVISED

	Freq	Pct
RANGE = 1 - 73	9351	15.83
991 = NEVER USED.....	49718	84.17

(HALLUCAGE)
IRHALLUCAGE

Len : 1 HALLUCINOGEN AGE OF FIRST USE - IMPUTATION INDICATOR

	Freq	Pct
1 = Questionnaire data	9094	15.40
2 = Logically assigned data.....	113	0.19
3 = Statistically imputed data.....	353	0.60
9 = LEGITIMATE SKIP - NOT A LIFETIME USER.....	49509	83.82

(HALLUCYFU, IRHALLUCAGE)
IRHALLUCYFU

Len : 4 HALLUCINOGEN YEAR OF FIRST USE - IMPUTATION REVISED

	Freq	Pct
RANGE = 1948 - 2022	9351	15.83
9999 = NEVER USED.....	49718	84.17

(HALLUCYFU, IRHALLUCAGE)
IRHALLUCYFU

Len : 1 HALLUCINOGEN YEAR OF FIRST USE - IMPUTATION INDICATOR

	Freq	Pct
1 = Questionnaire data	698	1.18
2 = Logically assigned data.....	8	0.01
3 = Statistically imputed data.....	8854	14.99
9 = LEGITIMATE SKIP - NOT A LIFETIME USER.....	49509	83.82

(LSDAGE)
IRLSDAGE

Len : 3 LSD AGE OF FIRST USE - IMPUTATION REVISED

	Freq	Pct
RANGE = 1 - 55	5502	9.31
991 = NEVER USED.....	53567	90.69

(LSDAGE)
IILSDAGE

Len : 1 LSD AGE OF FIRST USE - IMPUTATION INDICATOR

	Freq	Pct
1 = Questionnaire data	5413	9.16
2 = Logically assigned data.....	1	0.00
3 = Statistically imputed data.....	137	0.23
9 = LEGITIMATE SKIP - NOT A LIFETIME USER.....	53518	90.60

AGE/DATE OF FIRST DRUG USE

(IRLSDAGE, LSDYFU)

IRLSDYFU

Len : 4 LSD YEAR OF FIRST USE - IMPUTATION REVISED

	Freq	Pct
RANGE = 1960 - 2022	5502	9.31
9999 = NEVER USED.....	53567	90.69

(IRLSDAGE, LSDYFU)

IILSDYFU

Len : 1 LSD YEAR OF FIRST USE - IMPUTATION INDICATOR

	Freq	Pct
1 = Questionnaire data	282	0.48
3 = Statistically imputed data.....	5269	8.92
9 = LEGITIMATE SKIP - NOT A LIFETIME USER.....	53518	90.60

(PCPAGE)

IRPCPAGE

Len : 3 PCP AGE OF FIRST USE - IMPUTATION REVISED

	Freq	Pct
RANGE = 5 - 57	815	1.38
991 = NEVER USED.....	58254	98.62

(PCPAGE)

IIPCPAGE

Len : 1 PCP AGE OF FIRST USE - IMPUTATION INDICATOR

	Freq	Pct
1 = Questionnaire data	795	1.35
3 = Statistically imputed data.....	69	0.12
9 = LEGITIMATE SKIP - NOT A LIFETIME USER.....	58205	98.54

(IRPCPAGE, PCPYFU)

IRPCPYFU

Len : 4 PCP YEAR OF FIRST USE - IMPUTATION REVISED

	Freq	Pct
RANGE = 1961 - 2022	815	1.38
9999 = NEVER USED.....	58254	98.62

(IRPCPAGE, PCPYFU)

IIPCPYFU

Len : 1 PCP YEAR OF FIRST USE - IMPUTATION INDICATOR

	Freq	Pct
1 = Questionnaire data	16	0.03
3 = Statistically imputed data.....	848	1.44
9 = LEGITIMATE SKIP - NOT A LIFETIME USER.....	58205	98.54

(ECSTMOAGE)

IRECSTMOAGE

Len : 3 ECSTASY AGE OF FIRST USE - IMPUTATION REVISED

	Freq	Pct
RANGE = 6 - 67	4670	7.91
991 = NEVER USED.....	54399	92.09

(ECSTMOAGE)

IIECSTMOAGE

Len : 1 ECSTASY AGE OF FIRST USE - IMPUTATION INDICATOR

	Freq	Pct
1 = Questionnaire data	4632	7.84
2 = Logically assigned data.....	1	0.00
3 = Statistically imputed data.....	101	0.17
9 = LEGITIMATE SKIP - NOT A LIFETIME USER.....	54335	91.99

(ECSTMOYFU, IRECSTMOAGE)

IRECSTMOYFU

Len : 4 ECSTASY YEAR OF FIRST USE - IMPUTATION REVISED

	Freq	Pct
RANGE = 1953 - 2022	4670	7.91
9999 = NEVER USED.....	54399	92.09

AGE/DATE OF FIRST DRUG USE

(ECSTMOYFU, IRECSTMOAGE)

<u>IIECSTMOYFU</u>	Len : 1 ECSTASY YEAR OF FIRST USE - IMPUTATION INDICATOR		
		Freq	Pct
	1 = Questionnaire data	220	0.37
	3 = Statistically imputed data.....	4514	7.64
	9 = LEGITIMATE SKIP - NOT A LIFETIME USER.....	54335	91.99

(INHALAGE)

<u>IINHALAGE</u>	Len : 3 INHALANTS AGE OF FIRST USE - IMPUTATION REVISED		
		Freq	Pct
	RANGE = 1 - 70	5688	9.63
	991 = NEVER USED.....	53381	90.37

(INHALAGE)

<u>IINHALAGE</u>	Len : 1 INHALANTS AGE OF FIRST USE - IMPUTATION INDICATOR		
		Freq	Pct
	1 = Questionnaire data	5310	8.99
	3 = Statistically imputed data.....	516	0.87
	9 = LEGITIMATE SKIP - NOT A LIFETIME USER.....	53243	90.14

(INHALYFU, IRINHALAGE)

<u>IRINHALYFU</u>	Len : 4 INHALANTS YEAR OF FIRST USE - IMPUTATION REVISED		
		Freq	Pct
	RANGE = 1939 - 2022	5688	9.63
	9999 = NEVER USED.....	53381	90.37

(INHALYFU, IRINHALAGE)

<u>IINHALYFU</u>	Len : 1 INHALANTS YEAR OF FIRST USE - IMPUTATION INDICATOR		
		Freq	Pct
	1 = Questionnaire data	319	0.54
	3 = Statistically imputed data.....	5507	9.32
	9 = LEGITIMATE SKIP - NOT A LIFETIME USER.....	53243	90.14

(METHAMAGE)

<u>IRMETHAMAGE</u>	Len : 3 METHAMPHETAMINE AGE OF FIRST USE - IMPUTATION REVISED		
		Freq	Pct
	RANGE = 4 - 60	2676	4.53
	991 = NEVER USED.....	56393	95.47

(METHAMAGE)

<u>IIMETHAMAGE</u>	Len : 1 METHAMPHETAMINE AGE OF FIRST USE - IMPUTATION INDICATOR		
		Freq	Pct
	1 = Questionnaire data	2649	4.48
	3 = Statistically imputed data.....	95	0.16
	9 = LEGITIMATE SKIP - NOT A LIFETIME USER.....	56325	95.35

(IRMETHAMAGE, METHAMYFU)

<u>IRMETHAMYFU</u>	Len : 4 METHAMPHETAMINE YEAR OF FIRST USE - IMPUTATION REVISED		
		Freq	Pct
	RANGE = 1961 - 2022	2676	4.53
	9999 = NEVER USED.....	56393	95.47

(IRMETHAMAGE, METHAMYFU)

<u>IIMETHAMYFU</u>	Len : 1 METHAMPHETAMINE YEAR OF FIRST USE - IMPUTATION INDICATOR		
		Freq	Pct
	1 = Questionnaire data	68	0.12
	3 = Statistically imputed data.....	2676	4.53
	9 = LEGITIMATE SKIP - NOT A LIFETIME USER.....	56325	95.35

AGE/DATE OF FIRST DRUG USE

The following eight variables pertain to past year initiation of prescription drugs. Past year initiation of prescription drugs is defined as the misuse of the drug for the first time in the 12 months prior to the date of the interview.

(PNRNMINIT)
IRPNRNMINIT

Len : 2 PAST YR INITIATE PAIN RELIEVERS MISUSE - IMPUTATION REVISED

	Freq	Pct
1 = Past year initiate.....	358	0.61
2 = Not a past year initiate.....	1416	2.40
91 = NEVER MISUSED.....	54182	91.73
93 = NO PAST YEAR MISUSE.....	3113	5.27

(PNRNMINIT)
IIPNRNMINIT

Len : 1 PAST YR INITIATE PAIN RELIEVER MISUSE - IMPUTATION INDICATOR

	Freq	Pct
1 = Questionnaire Data.....	58785	99.52
3 = Statistically imputed - recency known.....	8	0.01
4 = Statistically imputed - recency imputed.....	276	0.47

(TRQNMINIT)
ITRQNMINIT

Len : 2 PAST YR INITIATE TRANQUILIZER MISUSE - IMPUTATION REVISED

	Freq	Pct
1 = Past year initiate.....	165	0.28
2 = Not a past year initiate.....	759	1.28
91 = NEVER MISUSED.....	56918	96.36
93 = NO PAST YEAR MISUSE.....	1227	2.08

(TRQNMINIT)
IITRQNMINIT

Len : 1 PAST YR INITIATE TRANQUILIZER MISUSE - IMPUTATION INDICATOR

	Freq	Pct
1 = Questionnaire Data.....	58841	99.61
4 = Statistically imputed - recency imputed.....	228	0.39

(STMNMINIT)
IRSTMNMINIT

Len : 2 PAST YR INITIATE STIMULANT MISUSE - IMPUTATION REVISED

	Freq	Pct
1 = Past year initiate.....	266	0.45
2 = Not a past year initiate.....	900	1.52
91 = NEVER MISUSED.....	56265	95.25
93 = NO PAST YEAR MISUSE.....	1638	2.77

(STMNMINIT)
IISTMNMINIT

Len : 1 PAST YR INITIATE STIMULANT MISUSE - IMPUTATION INDICATOR

	Freq	Pct
1 = Questionnaire Data.....	58813	99.57
3 = Statistically imputed - recency known.....	3	0.01
4 = Statistically imputed - recency imputed.....	253	0.43

(SEDNMINIT)
IRSEDNMINIT

Len : 2 PAST YR INITIATE SEDATIVE MISUSE - IMPUTATION REVISED

	Freq	Pct
1 = Past year initiate.....	39	0.07
2 = Not a past year initiate.....	134	0.23
91 = NEVER MISUSED.....	57983	98.16
93 = NO PAST YEAR MISUSE.....	913	1.55

(SEDNMINIT)
IISEDNMINIT

Len : 1 PAST YR INITIATE SEDATIVE MISUSE - IMPUTATION INDICATOR

	Freq	Pct
1 = Questionnaire Data.....	58754	99.47
3 = Statistically imputed - recency known.....	1	0.00
4 = Statistically imputed - recency imputed.....	314	0.53

AGE/DATE OF FIRST DRUG USE

NOTE: The following four variables pertain to the age and date of first misuse of pain relievers. Respondents who were past year initiates (IRPNRNMINIT=1), that is respondents who misused pain relievers for the first time in the 12 months prior to the date of the interview, are included in the domain. Respondents who are not past year initiates (IRPNRNMINIT ne 1) receive an appropriate skip code.

(PNRN**MAGE**, PNRN**MYFU**)

<u>IRPNRNMYFU</u>	Len : 4	PAIN RELIEVER YEAR OF FIRST MISUSE - IMPUTATION REVISED		
			Freq	Pct
		RANGE = 2021 - 2022	358	0.61
		9993 = NOT A PAST YEAR INITIATE	4529	7.67
		9999 = NEVER MISUSED.....	54182	91.73

(PNRN**MAGE**, PNRN**MYFU**)

<u>IIPNRNMYFU</u>	Len : 1	PAIN RELIEVER YEAR OF FIRST MISUSE - IMPUTATION INDICATOR		
			Freq	Pct
		1 = Questionnaire data	243	0.41
		3 = Statistically imputed data - Past year initiation imputed	284	0.48
		4 = Statistically imputed data - Past year initiation known.....	95	0.16
		9 = LEGITIMATE SKIP - NOT A PAST YEAR INITIATE	58447	98.95

(IRPNRNM**YFU**, PNRN**MAGE**)

<u>IRPNRNMMAGE</u>	Len : 3	PAIN RELIEVER AGE OF FIRST MISUSE - IMPUTATION REVISED		
			Freq	Pct
		RANGE = 11 - 89	358	0.61
		993 = NOT A PAST YEAR INITIATE	4529	7.67
		999 = NEVER MISUSED.....	54182	91.73

(IRPNRNM**YFU**, PNRN**MAGE**)

<u>IIPNRNMAGE</u>	Len : 1	PAIN RELIEVER AGE OF FIRST MISUSE - IMPUTATION INDICATOR		
			Freq	Pct
		1 = Questionnaire data	245	0.41
		3 = Statistically imputed data - Past year initiation imputed	284	0.48
		4 = Statistically imputed data - Past year initiation known.....	93	0.16
		9 = LEGITIMATE SKIP - NOT A PAST YEAR INITIATE	58447	98.95

NOTE: The following four variables pertain to the age and date of first misuse of tranquilizers. Respondents who were past year initiates (IRTRQNMINIT=1), that is respondents who misused tranquilizers for the first time in the 12 months prior to the date of the interview, are included in the domain. Respondents who are not past year initiates (IRTRQNMINIT ne 1) receive an appropriate skip code.

(TRQN**MAGE**, TRQN**MYFU**)

<u>IRTRQNMYFU</u>	Len : 4	TRANQUILIZER YEAR OF FIRST MISUSE - IMPUTATION REVISED		
			Freq	Pct
		RANGE = 2021 - 2022	165	0.28
		9993 = NOT A PAST YEAR INITIATE	1986	3.36
		9999 = NEVER MISUSED.....	56918	96.36

(TRQN**MAGE**, TRQN**MYFU**)

<u>IITRQNMYFU</u>	Len : 1	TRANQUILIZER YEAR OF FIRST MISUSE - IMPUTATION INDICATOR		
			Freq	Pct
		1 = Questionnaire data	147	0.25
		3 = Statistically imputed data - Past year initiation imputed	228	0.39
		4 = Statistically imputed data - Past year initiation known.....	18	0.03
		9 = LEGITIMATE SKIP - NOT A PAST YEAR INITIATE	58676	99.33

(IRTRQN**MYFU**, TRQN**MAGE**)

<u>IRTRQNMAGE</u>	Len : 3	TRANQUILIZER AGE OF FIRST MISUSE - IMPUTATION REVISED		
			Freq	Pct
		RANGE = 13 - 75	165	0.28
		993 = NOT A PAST YEAR INITIATE	1986	3.36
		999 = NEVER MISUSED.....	56918	96.36

AGE/DATE OF FIRST DRUG USE

(*IRTRQNMIFU, TRQNMAGE*)

IRTRQNMAGE Len : 1 TRANQUILIZER AGE OF FIRST MISUSE - IMPUTATION INDICATOR

	Freq	Pct
1 = Questionnaire data	148	0.25
3 = Statistically imputed data - Past year initiation imputed	228	0.39
4 = Statistically imputed data - Past year initiation known.....	17	0.03
9 = LEGITIMATE SKIP - NOT A PAST YEAR INITIATE	58676	99.33

NOTE: The following four variables pertain to the age and date of first misuse of stimulants. Respondents who were past year initiates (IRSTMNMNIT=1), that is respondents who misused stimulants for the first time in the 12 months prior to the date of the interview, are included in the domain. Respondents who are not past year initiates (IRSTMNMNIT ne 1) receive an appropriate skip code.

(*STMNMAGE, STMNMYFU*)

IRSTMNMIFU Len : 4 STIMULANTS YEAR OF FIRST MISUSE - IMPUTATION REVISED

	Freq	Pct
RANGE = 2021 - 2022	266	0.45
9993 = NOT A PAST YEAR INITIATE	2538	4.30
9999 = NEVER MISUSED.....	56265	95.25

(*STMNMAGE, STMNMYFU*)

IRSTMNMIFU Len : 1 STIMULANTS YEAR OF FIRST MISUSE - IMPUTATION INDICATOR

	Freq	Pct
1 = Questionnaire data	247	0.42
3 = Statistically imputed data - Past year initiation imputed	256	0.43
4 = Statistically imputed data - Past year initiation known.....	12	0.02
9 = LEGITIMATE SKIP - NOT A PAST YEAR INITIATE	58554	99.13

(*IRSTMNMIFU, STMNMAGE*)

IRSTMNMAGE Len : 3 STIMULANTS AGE OF FIRST MISUSE - IMPUTATION REVISED

	Freq	Pct
RANGE = 12 - 73	266	0.45
993 = NOT A PAST YEAR INITIATE	2538	4.30
999 = NEVER MISUSED.....	56265	95.25

(*IRSTMNMIFU, STMNMAGE*)

IRSTMNMAGE Len : 1 STIMULANTS AGE OF FIRST MISUSE - IMPUTATION INDICATOR

	Freq	Pct
1 = Questionnaire data	248	0.42
3 = Statistically imputed data - Past year initiation imputed	256	0.43
4 = Statistically imputed data - Past year initiation known.....	11	0.02
9 = LEGITIMATE SKIP - NOT A PAST YEAR INITIATE	58554	99.13

NOTE: The following four variables pertain to the age and date of first misuse of sedatives. Respondents who were past year initiates (IRSEDNMNIT=1), that is respondents who misused sedatives for the first time in the 12 months prior to the date of the interview, are included in the domain. Respondents who are not past year initiates (IRSEDNMNIT ne 1) receive an appropriate skip code.

(*SEDNMAGE, SEDNMYFU*)

IRSEDNMIFU Len : 4 SEDATIVES YEAR OF FIRST MISUSE - IMPUTATION REVISED

	Freq	Pct
RANGE = 2021 - 2022	39	0.07
9993 = NOT A PAST YEAR INITIATE	1047	1.77
9999 = NEVER MISUSED.....	57983	98.16

(*SEDNMAGE, SEDNMYFU*)

IRSEDNMIFU Len : 1 SEDATIVES YEAR OF FIRST MISUSE - IMPUTATION INDICATOR

	Freq	Pct
1 = Questionnaire data	33	0.06
3 = Statistically imputed data - Past year initiation imputed	315	0.53
4 = Statistically imputed data - Past year initiation known.....	6	0.01
9 = LEGITIMATE SKIP - NOT A PAST YEAR INITIATE	58715	99.40

AGE/DATE OF FIRST DRUG USE

(IRSEDNMYFU, SEDNMAGE)

IRSEDNMYFU

Len : 3 SEDATIVES AGE OF FIRST MISUSE - IMPUTATION REVISED

	Freq	Pct
RANGE = 12 - 88	39	0.07
993 = NOT A PAST YEAR INITIATE	1047	1.77
999 = NEVER MISUSED.....	57983	98.16

(IRSEDNMYFU, SEDNMAGE)

IRSEDNMYFU

Len : 1 SEDATIVES AGE OF FIRST MISUSE - IMPUTATION INDICATOR

	Freq	Pct
1 = Questionnaire data	33	0.06
3 = Statistically imputed data - Past year initiation imputed	315	0.53
4 = Statistically imputed data - Past year initiation known.....	6	0.01
9 = LEGITIMATE SKIP - NOT A PAST YEAR INITIATE	58715	99.40

RECODED DRUG USE

RECODED DRUG USE

NOTE: Certain source variables that were used to create recoded variables have valid values that might not have been reported or assigned for the current survey year. However, these values have been included in the general specifications in the codebook on how the recoded variables were created. See additional details about this issue in the Organization of the Data File section of this codebook introduction.

(IRCIGRC)
CIGFLAG

Len : 1	RC-CIGARETTES - EVER USED		
		Freq	Pct
0 = Never used (IRCIGRC = 9)		34135	57.79
1 = Ever used (IRCIGRC = 1-4)		24934	42.21

(IRCIGRC)
CIGYR

Len : 1	RC-CIGARETTES - PAST YEAR USE		
		Freq	Pct
0 = Did not use in the past year (IRCIGRC = 3,4,9)		49577	83.93
1 = Used within the past year (IRCIGRC = 1,2)		9492	16.07

(IRCIGRC)
CIGMON

Len : 1	RC-CIGARETTES - PAST MONTH USE		
		Freq	Pct
0 = Did not use in the past month (IRCIGRC = 2-4,9)		51854	87.79
1 = Used within the past month (IRCIGRC = 1)		7215	12.21

(IRCGRRC)
CGRFLAG

Len : 1	RC-CIGARS - EVER USED		
		Freq	Pct
0 = Never used (IRCGRRC = 9)		44026	74.53
1 = Ever used (IRCGRRC = 1-4)		15043	25.47

(IRCGRRC)
CGRYR

Len : 1	RC-CIGARS - PAST YEAR USE		
		Freq	Pct
0 = Did not use in the past year (IRCGRRC = 3,4,9)		54929	92.99
1 = Used within the past year (IRCGRRC = 1,2)		4140	7.01

(IRCGRRC)
CGRMON

Len : 1	RC-CIGARS - PAST MONTH USE		
		Freq	Pct
0 = Did not use in the past month (IRCGRRC = 2-4,9)		56934	96.39
1 = Used within the past month (IRCGRRC = 1)		2135	3.61

(IRPIPLF)
PIPFLAG

Len : 1	RC-PIPES - EVER USED		
		Freq	Pct
0 = Never Used (IRPIPLF = 9)		54810	92.79
1 = Ever Used (IRPIPLF = 1)		4259	7.21

(IRPIP MN)
PIPMON

Len : 1	RC-PIPES - PAST MONTH USE		
		Freq	Pct
0 = Did not use in the past month (IRPIP MN = 2,9)		58694	99.37
1 = Used within the past month (IRPIP MN = 1)		375	0.63

(IRSMKLS SREC)
SMKLS SFLAG

Len : 1	RC-SMOKELESS TOBACCO - EVER USED		
		Freq	Pct
0 = Never Used (IRSMKLS SREC = 9)		52127	88.25
1 = Ever Used (IRSMKLS SREC = 1-4)		6942	11.75

RECORDED DRUG USE

(IRSMKLSREC)
SMKLSSYR

Len : 1 RC-SMOKELESS TOBACCO - PAST YEAR USE

	Freq	Pct
0 = Did not use in the past year (IRSMKLSREC = 3,4,9)	57331	97.06
1 = Used within the past year (IRSMKLSREC = 1,2)	1738	2.94

(IRSMKLSREC)
SMKLSSMON

Len : 1 RC-SMOKELESS TOBACCO - PAST MONTH USE

	Freq	Pct
0 = Did not use in the past month (IRSMKLSREC= 2-4,9).....	57864	97.96
1 = Used within the past month (IRSMKLSREC = 1).....	1205	2.04

Respondents were classified as having smoked cigarettes as the only form of tobacco used in the past month (TOBCIGONL=1) if they smoked cigarettes in the past month (CIGMON=1) and did not use cigars, pipes, or smokeless tobacco in the past month (CGRMON=0 and PIPMON=0 and SMKLSSMON=0). Respondents were classified as having used both cigarettes and another tobacco product in the past month (TOBCIGONL=2) if they smoked cigarettes in the past month (CIGMON=1) and used any of cigars, pipes, or smokeless tobacco in the past month (CGRMON=1 or PIPMON=1 or SMKLSSMON=1). Respondents were classified as having used a tobacco product but not cigarettes in the past month (TOBCIGONL=3) if they did not smoke cigarettes in the past month (CIGMON=0) and used any of cigars, pipes, or smokeless tobacco in the past month (CGRMON=1 or PIPMON=1 or SMKLSSMON=1).

(CGRMON, CIGMON, PIPMON, SMKLSSMON)

TOBCIGONL

Len : 1 RC-CIGARETTE/NONCIGARETTE TOBACCO ONLY - PAST MONTH USE

	Freq	Pct
1 = Smoked cigarettes as only form of tob (See comment above).....	5829	9.87
2 = Used both cigarettes and other tob prod (See comment above).....	1386	2.35
3 = Used tobacco product but not cigarettes (See comment above)	1969	3.33
4 = Did not use tobacco products in the past month (Otherwise).....	49885	84.45

(CGRFLAG, CIGFLAG, PIPFLAG, SMKLSSFLAG)

TOBFLAG

Len : 1 RC-ANY TOBACCO - EVER USED

	Freq	Pct
0 = Never Used (All source variables = 0).....	30956	52.41
1 = Ever Used (Any source variable = 1).....	28113	47.59

(CGRYR, CIGYR, PIPMON, SMKLSSYR)

TOBYR

Len : 1 RC-ANY TOBACCO - PAST YEAR USE

	Freq	Pct
0 = Did not use in the past year (All source variables = 0).....	46788	79.21
1 = Used within the past year (Any source variable = 1).....	12281	20.79

(CGRMON, CIGMON, PIPMON, SMKLSSMON)

TOBMON

Len : 1 RC-ANY TOBACCO - PAST MONTH USE

	Freq	Pct
0 = Did not use in the past month (All source variables = 0)	49885	84.45
1 = Used within the past month (Any source variable = 1)	9184	15.55

(IRNICVAPREC)

NICVAPFLAG

Len : 1 RC-NICOTINE VAPING - EVER USED

	Freq	Pct
0 = Never used (IRNICVAPREC = 9).....	41794	70.75
1 = Ever used (IRNICVAPREC = 1-4).....	17275	29.25

(IRNICVAPREC)

NICVAPYR

Len : 1 RC-NICOTINE VAPING - PAST YEAR USE

	Freq	Pct
0 = Did not use in the past year (IRNICVAPREC = 3,4,9).....	48950	82.87
1 = Used within the past year (IRNICVAPREC = 1,2).....	10119	17.13

(IRNICVAPREC)

NICVAPMON

Len : 1 RC-NICOTINE VAPING - PAST MONTH USE

	Freq	Pct
0 = Did not use in the past month (IRNICVAPREC= 2-4,9)	52303	88.55
1 = Used within the past month (IRNICVAPREC = 1).....	6766	11.45

RECODED DRUG USE

(NICVAPFLAG, TOBFLAG)

<u>TOBVNICFLAG</u>	Len : 1 RC-ANY TOBACCO PRODUCTS OR NICOTINE VAPING - EVER USED		
		Freq	Pct
	0 = Never Used (All source variables = 0).....	27060	45.81
	1 = Ever Used (Any source variable = 1).....	32009	54.19

(NICVAPYR, TOBYR)

<u>TOBVNICYR</u>	Len : 1 RC-ANY TOBACCO PRODUCTS OR NICOTINE VAPING - PAST YEAR USE		
		Freq	Pct
	0 = Did not use in the past year (All source variables = 0).....	42059	71.20
	1 = Used within the past year (Any source variable = 1).....	17010	28.80

(NICVAPMON, TOBMON)

<u>TOBVNICMON</u>	Len : 1 RC-ANY TOBACCO PRODUCTS OR NICOTINE VAPING - PAST MONTH USE		
		Freq	Pct
	0 = Did not use in the past month (All source variables = 0)	45905	77.71
	1 = Used within the past month (Any source variable = 1)	13164	22.29

NOTE: Beginning in 2022, recoded variables TOBVAPONL2 and TOBCIGVAP2 replace variables TOBVAPONL and TOBCIGVAP. The new versions of the variables were created using the new nicotine vaping variables.

(NICVAPMON, TOBMON)

<u>TOBVAPONL2</u>	Len : 1 RC-NIC VAPING / TOBACCO PRODUCTS ONLY - PAST MONTH USE		
		Freq	Pct
	1 = Vaped nic but no use of tob prod (NICVAPMON=1 and TOBMON=0).....	3980	6.74
	2 = Vaped nicotine and used tob prod (NICVAPMON=1 and TOBMON=1).....	2786	4.72
	3 = Used tob prod but did not vape nic(NICVAPMON=0 and TOBMON=1)	6398	10.83
	4 = Did not use tob prod or vape nic (NICVAPMON=0 and TOBMON=0).....	45905	77.71

(NICVAPMON, TOBCIGONL)

<u>TOBCIGVAP2</u>	Len : 1 RC-NIC VAPING AND CIG/NONCIG TOBACCO COMBINATIONS-PM USE		
		Freq	Pct
	1 = Vaped nic & used cigs as only tob: NICVAPMON=1 & TOBCIGONL=1	1671	2.83
	2 = Vaped nic, used cigs, & other tob: NICVAPMON=1 & TOBCIGONL=2	591	1.00
	3 = Vaped nic & used tob but not cigs: NICVAPMON=1 & TOBCIGONL=3	524	0.89
	4 = Did not both vape nic & use tob: NICVAPMON=0 or TOBCIGONL=4	56283	95.28

(IRALCRC)

<u>ALCFLAG</u>	Len : 1 RC-ALCOHOL - EVER USED		
		Freq	Pct
	0 = Never used (IRALCRC = 9)	17234	29.18
	1 = Ever used (IRALCRC = 1-3)	41835	70.82

(IRALCRC)

<u>ALCYR</u>	Len : 1 RC-ALCOHOL - PAST YEAR USE		
		Freq	Pct
	0 = Did not use in the past year (IRALCRC = 3,9)	24191	40.95
	1 = Used within the past year (IRALCRC = 1,2)	34878	59.05

(IRALCRC)

<u>ALCMON</u>	Len : 1 RC-ALCOHOL - PAST MONTH USE		
		Freq	Pct
	0 = Did not use in the past month (IRALCRC = 2-3,9).....	32644	55.26
	1 = Used within the past month (IRALCRC = 1).....	26425	44.74

(IRCBDHMPREC)

<u>CBDHMPFLAG</u>	Len : 1 RC-CBD OR HEMP - EVER USED		
		Freq	Pct
	0 = Never used (IRCBDHMPREC = 9)	40264	68.16
	1 = Ever used (IRCBDHMPREC = 1-3)	18805	31.84

RECODED DRUG USE

(IRCBDHMPREC)
CBDHMPYR

Len : 1 RC-CBD OR HEMP - PAST YEAR USE

	Freq	Pct
0 = Did not use in the past year (IRCBDHMPREC = 3,9).....	47283	80.05
1 = Used within the past year (IRCBDHMPREC = 1,2).....	11786	19.95

(IRCBDHMPREC)
CBDHMPMON

Len : 1 RC-CBD OR HEMP - PAST MONTH USE

	Freq	Pct
0 = Did not use in the past month (IRCBDHMPREC = 2-3,9).....	52789	89.37
1 = Used within the past month (IRCBDHMPREC = 1).....	6280	10.63

(IRMJRC)
MRJFLAG

Len : 1 RC-MARIJUANA - EVER USED

	Freq	Pct
0 = Never used (IRMJRC = 9).....	32976	55.83
1 = Ever used (IRMJRC = 1-3).....	26093	44.17

(IRMJRC)
MRJYR

Len : 1 RC-MARIJUANA - PAST YEAR USE

	Freq	Pct
0 = Did not use in the past year (IRMJRC = 3,9).....	44798	75.84
1 = Used within the past year (IRMJRC = 1,2).....	14271	24.16

(IRMJRC)
MRJMON

Len : 1 RC-MARIJUANA - PAST MONTH USE

	Freq	Pct
0 = Did not use in the past month (IRMJRC = 2-3,9).....	49339	83.53
1 = Used within the past month (IRMJRC = 1).....	9730	16.47

(IRMJYRSMOKE)
MJSMKYR

Len : 1 RC-MARIJUANA SMOKING - PAST YEAR USE

	Freq	Pct
0 = Did not use in the past year (IRMJYRSMOKE = 2,9).....	47628	80.63
1 = Used within the past year (IRMJYRSMOKE = 1).....	11441	19.37

(IRMJYRVAPE)
MJVAPYR

Len : 1 RC-MARIJUANA VAPING - PAST YEAR USE

	Freq	Pct
0 = Did not use in the past year (IRMJYRVAPE = 2,9).....	53015	89.75
1 = Used within the past year (IRMJYRVAPE = 1).....	6054	10.25

The following variable (MJVAPYR_O) contains the original values created during 2022 processing. The imputation method was updated in 2023 to accommodate statistical imputation of missing data in all of the marijuana ways of use variables. The variable corresponding to the revised imputation method is MJVAPYR.

(IRMJYRVAPE_O)
MJVAPYR_O

Len : 1 RC-MARIJUANA VAPING - PAST YEAR USE

	Freq	Pct
0 = Did not use in the past year (IRMJYRVAPE_O = 2,9).....	53010	89.74
1 = Used within the past year (IRMJYRVAPE_O = 1).....	6059	10.26

(IRMJYRDAB)
MJDABYR

Len : 1 RC-MARIJUANA DABBING WAXES, SHATTER, OR CONC - PAST YEAR USE

	Freq	Pct
0 = Did not use in the past year (IRMJYRDAB = 2,9).....	55891	94.62
1 = Used within the past year (IRMJYRDAB = 1).....	3178	5.38

(IRMJYREAT)
MJEATYR

Len : 1 RC-MARIJUANA EATING OR DRINKING - PAST YEAR USE

	Freq	Pct
0 = Did not use in the past year (IRMJYREAT = 2,9).....	51971	87.98
1 = Used within the past year (IRMJYREAT = 1).....	7098	12.02

RECODED DRUG USE

(IRMJYRMOUTH)
MJMTHYR

Len : 1 RC-MARIJUANA DRPS/STRPS/LZNGS/SPRYS IN MOUTH - PAST YEAR USE

	Freq	Pct
0 = Did not use in the past year (IRMJYRMOUTH = 2,9)	58150	98.44
1 = Used within the past year (IRMJYRMOUTH = 1)	919	1.56

(IRMJYRSKIN)
MJSKNYR

Len : 1 RC-MARIJUANA LOTION/CREAM/PATCH TO SKIN - PAST YEAR USE

	Freq	Pct
0 = Did not use in the past year (IRMJYRSKIN = 2,9).....	57788	97.83
1 = Used within the past year (IRMJYRSKIN = 1).....	1281	2.17

(IRMJYRPILL)
MJPLLYR

Len : 1 RC-MARIJUANA PILLS - PAST YEAR USE

	Freq	Pct
0 = Did not use in the past year (IRMJYRPILL = 2,9)	58679	99.34
1 = Used within the past year (IRMJYRPILL = 1)	390	0.66

The following variable for used marijuana some other way in the past year, MJOTHYR, was assigned a positive response if a respondent indicated using marijuana some other way in the past year (IRMJYROTHER=1) and either entered write-in responses other than responses that match existing categories or did not enter a write-in response. A negative response was assigned if the respondent met any of these conditions:

1. Used marijuana some other way in the past year (IRMJYROTHER=1), and all the write-in variables have responses that matched existing categories.
2. Used marijuana some other way in the past year (IRMJYROTHER=1), and respondent had a mix of write-in values and blank (no answer) and at least one write-in variable had a response that matched existing categories.
3. Did not use marijuana some other way in the past year (IRMJYROTHER=2,9).

(IRMJYROTHER)
MJOTHYR

Len : 1 RC-MARIJUANA USE - SOME OTHER MODE - PAST YEAR

	Freq	Pct
0 = No (See comment above).....	58941	99.78
1 = Yes (See comment above)	128	0.22

(MJMTHYR, MJOTHYR, MJPLLYR, MJSKNYR)
MJCMOTHYR

Len : 1 RC-COMBINED OTHER MARIJUANA MODES - PAST YEAR USE

	Freq	Pct
0 = Did not use in the past year (All source variables = 0).....	56896	96.32
1 = Used within the past year (Any source variable = 1).....	2173	3.68

(IRMJMNSMOKE)
MJSMKMON

Len : 1 RC-MARIJUANA SMOKING - PAST MONTH USE

	Freq	Pct
0 = Did not use in the past month (IRMJMNSMOKE = 2,9)	51288	86.83
1 = Used within the past month (IRMJMNSMOKE = 1)	7781	13.17

(IRMJMONVAPE)
MJVAPMON

Len : 1 RC-MARIJUANA VAPING - PAST MONTH USE

	Freq	Pct
0 = Did not use in the past month (IRMJMONVAPE = 2,9).....	55214	93.47
1 = Used within the past month (IRMJMONVAPE = 1).....	3855	6.53

RECODED DRUG USE

The following variable (MJVAPMON_O) contains the original values created during 2022 processing. The imputation method was updated in 2023 to accommodate statistical imputation of missing data in all of the marijuana ways of use variables. The variable corresponding to the revised imputation method is MJVAPMON.

(IRMJMONVAP_O)
MJVAPMON_O

Len : 1 RC-MARIJUANA VAPING - PAST MONTH USE

	Freq	Pct
0 = Did not use in the past month (IRMJMONVAPE_O = 2,9).....	55188	93.43
1 = Used within the past month (IRMJMONVAPE_O = 1).....	3881	6.57

NOTE: Beginning in 2022, recoded variable MRJMONVAP2 replaces variable MRJMONVAP. The new version of the variable was created using the new marijuana vaping variables.

(MJVAPMON, MRJMON)

MRJMONVAP2

Len : 1 RC-MRJ VAPE, MRJ USE BUT NOT VAPE, OR NO MRJ USE - PAST MON

	Freq	Pct
1 = Vaped marijuana (MJVAPMON=1)	3881	6.57
2 = Used mrj but did not vape mrj (MRJMON=1 and MJVAPMON=0).....	5849	9.90
3 = Did not use marijuana (MRJMON=0)	49339	83.53

(IRMJMONDAB)

MJDABMON

Len : 1 RC-MARIJUANA DABBING WAXES, SHATTER, OR CONC-PAST MONTH USE

	Freq	Pct
0 = Did not use in the past month (IRMJMONDAB = 2,9).....	57072	96.62
1 = Used within the past month (IRMJMONDAB = 1).....	1997	3.38

(IRMJMONEAT)

MJEATMON

Len : 1 RC-MARIJUANA EATING OR DRINKING - PAST MONTH USE

	Freq	Pct
0 = Did not use in the past month (IRMJMONEAT = 2,9)	55471	93.91
1 = Used within the past month (IRMJMONEAT = 1)	3598	6.09

(IRMJMONMOUTH)

MJMTHMON

Len : 1 RC-MARIJUANA DRPS/STRPS/LZNGS/SPRYS IN MOUTH-PAST MONTH USE

	Freq	Pct
0 = Did not use in the past month (IRMJMONMOUTH = 2,9)	58635	99.27
1 = Used within the past month (IRMJMONMOUTH = 1)	434	0.73

(IRMJMNSKIN)

MJSKNMON

Len : 1 RC-MARIJUANA LOTION/CREAM/PATCH TO SKIN - PAST MONTH USE

	Freq	Pct
0 = Did not use in the past month (IRMJMNSKIN = 2,9).....	58441	98.94
1 = Used within the past month (IRMJMNSKIN = 1).....	628	1.06

(IRMJMONPILL)

MJPLLMON

Len : 1 RC-MARIJUANA PILLS - PAST MONTH USE

	Freq	Pct
0 = Did not use in the past month (IRMJMONPILL = 2,9).....	58892	99.70
1 = Used within the past month (IRMJMONPILL = 1).....	177	0.30

(MJMTHMON, MJPLLMON, MJSKNMON)

MJCMOTHMON

Len : 1 RC-COMBINED OTHER MARIJUANA MODES - PAST MONTH USE

	Freq	Pct
0 = Did not use in the past month (All source variables = 0)	57992	98.18
1 = Used within the past month (Any source variable = 1)	1077	1.82

(IRCOCRC)

COCFLAG

Len : 1 RC-COCAINE - EVER USED

	Freq	Pct
0 = Never used (IRCOCRC = 9).....	52336	88.60
1 = Ever used (IRCOCRC = 1-3).....	6733	11.40

RECODED DRUG USE

(IRCOCRC)
COCYR

Len : 1 RC-COCAINE - PAST YEAR USE		Freq	Pct
0 = Did not use in the past year (IRCOCRC = 3,9).....		57910	98.04
1 = Used within the past year (IRCOCRC = 1,2).....		1159	1.96

(IRCOCRC)
COCMON

Len : 1 RC-COCAINE - PAST MONTH USE		Freq	Pct
0 = Did not use in the past month (IRCOCRC = 2-3,9)		58648	99.29
1 = Used within the past month (IRCOCRC = 1).....		421	0.71

(IRCRKRC)
CRKFLAG

Len : 1 RC-"CRACK" - EVER USED		Freq	Pct
0 = Never used (IRCRKRC = 9).....		57475	97.30
1 = Ever used (IRCRKRC = 1-3).....		1594	2.70

(IRCRKRC)
CRKYR

Len : 1 RC-"CRACK" - PAST YEAR USE		Freq	Pct
0 = Did not use in the past year (IRCRKRC = 3,9).....		58895	99.71
1 = Used within the past year (IRCRKRC = 1,2).....		174	0.29

(IRCRKRC)
CRKMON

Len : 1 RC-"CRACK" - PAST MONTH USE		Freq	Pct
0 = Did not use in the past month (IRCRKRC = 2-3,9)		58974	99.84
1 = Used within the past month (IRCRKRC = 1).....		95	0.16

(IRHERRC)
HERFLAG

Len : 1 RC-HEROIN - EVER USED		Freq	Pct
0 = Never used (IRHERRC = 9).....		57898	98.02
1 = Ever used (IRHERRC = 1-3).....		1171	1.98

(IRHERRC)
HERYR

Len : 1 RC-HEROIN - PAST YEAR USE		Freq	Pct
0 = Did not use in the past year (IRHERRC = 3,9)		58875	99.67
1 = Used within the past year (IRHERRC = 1,2).....		194	0.33

(IRHERRC)
HERMON

Len : 1 RC-HEROIN - PAST MONTH USE		Freq	Pct
0 = Did not use in the past month (IRHERRC = 2-3,9).....		58947	99.79
1 = Used within the past month (IRHERRC = 1).....		122	0.21

(IRHALLUCREC)
HALLUCFLAG

Len : 1 RC-HALLUCINOGENS - EVER USED		Freq	Pct
0 = Never used (IRHALLUCREC = 9).....		49718	84.17
1 = Ever used (IRHALLUCREC = 1-3).....		9351	15.83

(IRHALLUCREC)
HALLUCYR

Len : 1 RC-HALLUCINOGENS - PAST YEAR USE		Freq	Pct
0 = Did not use in the past year (IRHALLUCREC = 3,9).....		56826	96.20
1 = Used within the past year (IRHALLUCREC = 1,2).....		2243	3.80

RECODED DRUG USE

(IRHALLUCREC)
HALLUCMON

Len : 1	RC-HALLUCINOGENS - PAST MONTH USE		
		Freq	Pct
0 =	Did not use in the past month (IRHALLUCREC= 2-3,9).....	58463	98.97
1 =	Used within the past month (IRHALLUCREC = 1)	606	1.03

(IRLSDRC)
LSDFLAG

Len : 1	RC-LSD - EVER USED		
		Freq	Pct
0 =	Never used (IRLSDRC = 9).....	53567	90.69
1 =	Ever used (IRLSDRC = 1-3).....	5502	9.31

(IRLSDRC)
LSDYR

Len : 1	RC-LSD - PAST YEAR USE		
		Freq	Pct
0 =	Did not use in the past year (IRLSDRC = 3,9).....	58422	98.90
1 =	Used within the past year (IRLSDRC = 1,2).....	647	1.10

(IRLSDRC)
LSDMON

Len : 1	RC-LSD - PAST MONTH USE		
		Freq	Pct
0 =	Did not use in the past month (IRLSDRC = 2-3,9).....	58946	99.79
1 =	Used within the past month (IRLSDRC = 1)	123	0.21

(IRPCPRC)
PCPFLAG

Len : 1	RC-PCP - EVER USED		
		Freq	Pct
0 =	Never used (IRPCPRC = 9).....	58254	98.62
1 =	Ever used (IRPCPRC = 1-3).....	815	1.38

(IRPCPRC)
PCPYR

Len : 1	RC-PCP - PAST YEAR USE		
		Freq	Pct
0 =	Did not use in the past year (IRPCPRC = 3,9).....	59034	99.94
1 =	Used within the past year (IRPCPRC = 1,2).....	35	0.06

(IRPCPRC)
PCPMON

Len : 1	RC-PCP - PAST MONTH USE		
		Freq	Pct
0 =	Did not use in the past month (IRPCPRC = 2-3,9)	59058	99.98
1 =	Used within the past month (IRPCPRC = 1).....	11	0.02

(IRECSTMOREC)
ECSTMOFLAG

Len : 1	RC-ECSTASY - EVER USED		
		Freq	Pct
0 =	Never used (IRECSTMOREC = 9).....	54399	92.09
1 =	Ever used (IRECSTMOREC = 1-3).....	4670	7.91

(IRECSTMOREC)
ECSTMOYR

Len : 1	RC-ECSTASY - PAST YEAR USE		
		Freq	Pct
0 =	Did not use in the past year (IRECSTMOREC = 3,9).....	58528	99.08
1 =	Used within the past year (IRECSTMOREC = 1,2).....	541	0.92

(IRECSTMOREC)
ECSTMOMON

Len : 1	RC-ECSTASY - PAST MONTH USE		
		Freq	Pct
0 =	Did not use in the past month (IRECSTMOREC= 2-3,9).....	58957	99.81
1 =	Used within the past month (IRECSTMOREC = 1)	112	0.19

RECODED DRUG USE

(IRDAMTFXREC)
DAMTFXFLAG

Len : 1 RC-DMT/AMT/FOXY - EVER USED

	Freq	Pct
0 = Never used (IRDAMTFXREC = 9)	58159	98.46
1 = Ever used (IRDAMTFXREC = 1-3)	910	1.54

(IRDAMTFXREC)
DAMTFXYR

Len : 1 RC-DMT/AMT/FOXY - PAST YEAR USE

	Freq	Pct
0 = Did not use in the past year (IRDAMTFXREC = 3,9)	58939	99.78
1 = Used within the past year (IRDAMTFXREC = 1,2)	130	0.22

(IRDAMTFXREC)
DAMTFXMON

Len : 1 RC-DMT/AMT/FOXY - PAST MONTH USE

	Freq	Pct
0 = Did not use in the past month (IRDAMTFXREC= 2-3,9)	59041	99.95
1 = Used within the past month (IRDAMTFXREC = 1)	28	0.05

(IRKETMINREC)
KETMINFLAG

Len : 1 RC-KETAMINE - EVER USED

	Freq	Pct
0 = Never used (IRKETMINREC = 9)	58018	98.22
1 = Ever used (IRKETMINREC = 1-3)	1051	1.78

(IRKETMINREC)
KETMINYR

Len : 1 RC-KETAMINE - PAST YEAR USE

	Freq	Pct
0 = Did not use in the past year (IRKETMINREC = 3,9)	58888	99.69
1 = Used within the past year (IRKETMINREC = 1,2)	181	0.31

(IRKETMINREC)
KETMINMON

Len : 1 RC-KETAMINE - PAST MONTH USE

	Freq	Pct
0 = Did not use in the past month (IRKETMINREC= 2-3,9)	59016	99.91
1 = Used within the past month (IRKETMINREC = 1)	53	0.09

(IRSALVIAREC)
SALVIAFLAG

Len : 1 RC-SALVIA - EVER USED

	Freq	Pct
0 = Never used (IRSALVIAREC = 9)	57955	98.11
1 = Ever used (IRSALVIAREC = 1-3)	1114	1.89

(IRSALVIAREC)
SALVIAYR

Len : 1 RC-SALVIA - PAST YEAR USE

	Freq	Pct
0 = Did not use in the past year (IRSALVIAREC = 3,9)	59032	99.94
1 = Used within the past year (IRSALVIAREC = 1,2)	37	0.06

(IRSALVIAREC)
SALVIAMON

Len : 1 RC-SALVIA - PAST MONTH USE

	Freq	Pct
0 = Did not use in the past month (IRSALVIAREC= 2-3,9)	59065	99.99
1 = Used within the past month (IRSALVIAREC = 1)	4	0.01

(IRINHALREC)
INHALFLAG

Len : 1 RC-INHALANTS - EVER USED

	Freq	Pct
0 = Never used (IRINHALREC = 9)	53381	90.37
1 = Ever used (IRINHALREC = 1-3)	5688	9.63

RECODED DRUG USE

(IRINHALREC)
INHALYR

Len : 1 RC-INHALANTS - PAST YEAR USE

	Freq	Pct
0 = Did not use in the past year (IRINHALREC = 3,9)	58349	98.78
1 = Used within the past year (IRINHALREC = 1,2)	720	1.22

(IRINHALREC)
INHALMON

Len : 1 RC-INHALANTS - PAST MONTH USE

	Freq	Pct
0 = Did not use in the past month (IRINHALREC = 2-3,9).....	58813	99.57
1 = Used within the past month (IRINHALREC = 1)	256	0.43

(IRMETHAMREC)
METHAMFLAG

Len : 1 RC-METHAMPHETAMINE - EVER USED

	Freq	Pct
0 = Never used (IRMETHAMREC = 9)	56393	95.47
1 = Ever used (IRMETHAMREC = 1-3)	2676	4.53

(IRMETHAMREC)
METHAMYR

Len : 1 RC-METHAMPHETAMINE - PAST YEAR USE

	Freq	Pct
0 = Did not use in the past year (IRMETHAMREC = 3,9)	58555	99.13
1 = Used within the past year (IRMETHAMREC = 1,2)	514	0.87

(IRMETHAMREC)
METHAMMON

Len : 1 RC-METHAMPHETAMINE - PAST MONTH USE

	Freq	Pct
0 = Did not use in the past month (IRMETHAMREC= 2-3,9).....	58762	99.48
1 = Used within the past month (IRMETHAMREC = 1).....	307	0.52

NOTE: The following 16 variables refer to any use of prescription drugs. Any Use of prescription drugs is defined as either the use of one's own prescription medication as directed by a doctor or the misuse of prescription drugs. Misuse of prescription drugs is defined as use in any way not directed by a doctor, including use without a prescription of one's own medication; use in greater amounts, more often, or longer than told to take a drug; or use in any other way not directed by a doctor.

Due to potential underreporting of lifetime prescription drug use, users are cautioned against using the lifetime use or misuse of prescription pain relievers (ever used/ever misused) in analysis.

(IRPNRANYREC)
PNRANYFLAG

Len : 1 RC-ANY PAIN RELIEVER - EVER USED

	Freq	Pct
0 = Never used (IRPNRANYREC = 9).....	30778	52.11
1 = Ever used (IRPNRANYREC = 1-2)	28291	47.89

(IRPNRANYREC)
PNRANYYR

Len : 1 RC-ANY PAIN RELIEVER - PAST YEAR USE

	Freq	Pct
0 = Did not use in the past year (IRPNRANYREC = 2,9).....	45885	77.68
1 = Used within the past year (IRPNRANYREC = 1)	13184	22.32

(IROXCNANYYR)
OXYCNANYYR

Len : 1 RC-OXYCONTIN - PAST YEAR USE

	Freq	Pct
0 = Did not use in the past year (IROXCNANYYR = 9)	57691	97.67
1 = Used within the past year (IROXCNANYYR = 1)	1378	2.33

Due to potential underreporting of lifetime prescription drug use, users are cautioned against using the lifetime use or misuse of prescription tranquilizers (ever used/ever misused) in analysis.

(IRTRQANYREC)
TRQANYFLAG

Len : 1 RC-ANY TRANQUILIZERS - EVER USED

	Freq	Pct
0 = Never used (IRTRQANYREC = 9)	48951	82.87
1 = Ever used (IRTRQANYREC = 1-2)	10118	17.13

RECODED DRUG USE

(IRTRQANYREC)
TRQANYR

Len : 1 RC-ANY TRANQUILIZERS - PAST YEAR USE

	Freq	Pct
0 = Did not use in the past year (IRTRQANYREC = 2,9)	53290	90.22
1 = Used within the past year (IRTRQANYREC = 1)	5779	9.78

Due to potential underreporting of lifetime prescription drug use, users are cautioned against using the lifetime use or misuse of prescription stimulants (ever used/ever misused) in analysis.

(IRSTMANYREC)
STMANYFLAG

Len : 1 RC-ANY STIMULANTS - EVER USED

	Freq	Pct
0 = Never used (IRSTMANYREC = 9)	51059	86.44
1 = Ever used (IRSTMANYREC = 1-2)	8010	13.56

(IRSTMANYREC)
STMANYR

Len : 1 RC-ANY STIMULANTS - PAST YEAR USE

	Freq	Pct
0 = Did not use in the past year (IRSTMANYREC = 2,9)	54199	91.76
1 = Used within the past year (IRSTMANYREC = 1)	4870	8.24

Due to potential underreporting of lifetime prescription drug use, users are cautioned against using the lifetime use or misuse of prescription sedatives (ever used/ever misused) in analysis.

(IRSEDANYREC)
SEDANYFLAG

Len : 1 RC-ANY SEDATIVES - EVER USED

	Freq	Pct
0 = Never used (IRSEDANYREC = 9)	53462	90.51
1 = Ever used (IRSEDANYREC = 1-2)	5607	9.49

(IRSEDANYREC)
SEDANYR

Len : 1 RC-ANY SEDATIVES - PAST YEAR USE

	Freq	Pct
0 = Did not use in the past year (IRSEDANYREC = 2,9)	56576	95.78
1 = Used within the past year (IRSEDANYREC = 1)	2493	4.22

Due to potential underreporting of lifetime prescription drug use, users are cautioned against using the lifetime any use of tranquilizers or sedatives in analysis.

(SEDANYFLAG, TRQANYFLAG)
TQSDANYFLAG

Len : 1 RC-ANY TRANQUILIZERS OR SEDATIVES - EVER USED

	Freq	Pct
0 = Never used (Otherwise)	46749	79.14
1 = Ever used (TRQANYFLAG=1 OR SEDANYFLAG=1)	12320	20.86

(SEDANYR, TRQANYR)
TQSDANYR

Len : 1 RC-ANY TRANQUILIZERS OR SEDATIVES - PAST YEAR USE

	Freq	Pct
0 = Did not use in the past year (Otherwise)	51912	87.88
1 = Used in the past year (TRQANYR=1 OR SEDANYR=1)	7157	12.12

The following variable for any past year use of Any Benzodiazepines, BZOANYR, was assigned a positive response if a respondent indicated any past year use of Benzodiazepine Tranquilizers (TRBZOANYR=1), any past year use of Benzodiazepine Sedatives (SVBZOANYR=1), past year misuse of Benzodiazepine Tranquilizers that were specified as other Sedatives, or past year misuse of Benzodiazepine Sedatives that were specified as other Tranquilizers. This is the base variable for past year use of any Benzodiazepines imputation, IRBZOANYR.

(SEDANYR, SVBZOANYR, TRBZOANYR, TRQANYR)
BZOANYR

Len : 1 RC - ANY BENZODIAZEPINES - PAST YEAR USE

	Freq	Pct
. = Missing	59	0.10
0 = No	54526	92.31
1 = Yes	4484	7.59

RECODED DRUG USE

Due to potential underreporting of lifetime prescription drug use, users are cautioned against using the lifetime use or misuse of any prescription psychotherapeutics (ever used/ever misused) in analysis.

(PNRANYFLAG, SEDANYFLAG, STMANYFLAG, TRQANYFLAG)

PSYANYFLAG Len : 1 RC-ANY PSYCHOTHERAPEUTICS - EVER USED

	Freq	Pct
0 = Never used (All source variables = 0).....	27212	46.07
1 = Ever used (Any source variable = 1).....	31857	53.93

(PNRANYR, SEDANYR, STMANYR, TRQANYR)

PSYANYR Len : 1 RC-ANY PSYCHOTHERAPEUTICS - PAST YEAR USE

	Freq	Pct
0 = Did not use within pst year (All source variables = 0).....	40113	67.91
1 = Used in past year (Any source variable = 1).....	18956	32.09

(HERYR, PNRANYR)

OPIANYR Len : 1 RC-ANY OPIOIDS - PAST YEAR USE

	Freq	Pct
0 = Did not use within pst year (Otherwise).....	45844	77.61
1 = Used in past year (HERYR=1 or PNRANYR=1).....	13225	22.39

(COCYR, METHAMYR, STMANYR)

CNSANYR Len : 1 RC-ANY CENTRAL NERVOUS SYSTEM STIMULANTS - PAST YEAR USE

	Freq	Pct
0 = Did not use within pst year (Otherwise).....	53229	90.11
1 = Used in past year (STMANYR, METHAMYR, or COCYR=1).....	5840	9.89

NOTE: The following 25 variables refer to the misuse of prescription drugs. Misuse of prescription drugs is defined as use in any way not directed by a doctor, including use without a prescription of one's own medication; use in greater amounts, more often, or longer than told to take a drug; or use in any other way not directed by a doctor.

Due to potential underreporting of lifetime prescription drug use, users are cautioned against using the lifetime misuse of prescription pain relievers (ever misused) in analysis.

(IRPNRMREC)

PNRMFLAG Len : 1 RC-PAIN RELIEVERS - EVER MISUSED

	Freq	Pct
0 = Never misused (IRPNRMREC = 9).....	54182	91.73
1 = Ever misused (IRPNRMREC = 1-3).....	4887	8.27

(IRPNRMREC)

PNRM MYR Len : 1 RC-PAIN RELIEVERS - PAST YEAR MISUSE

	Freq	Pct
0 = Did not misuse in the past year (IRPNRMREC = 3,9).....	57295	97.00
1 = Misused within the past year (IRPNRMREC = 1,2).....	1774	3.00

(IRPNRMREC)

PNRM MON Len : 1 RC-PAIN RELIEVERS - PAST MONTH MISUSE

	Freq	Pct
0 = Did not misuse in the pst mon (IRPNRMREC = 2-3,9).....	58568	99.15
1 = Misused within the past month (IRPNRMREC = 1).....	501	0.85

(IROXCNNMYR)

OXYCNNMYR Len : 1 RC-OXYCONTIN - PAST YEAR MISUSE

	Freq	Pct
0 = Did not misuse in the past year (IROXCNNMYR = 9).....	58850	99.63
1 = Misused within the past year (IROXCNNMYR = 1).....	219	0.37

RECODED DRUG USE

Due to potential underreporting of lifetime prescription drug use, users are cautioned against using the lifetime misuse of prescription tranquilizers (ever misused) in analysis.

([IRTRQNMREC](#))
[TRQNMFLAG](#) Len : 1 RC-TRANQUILIZERS - EVER MISUSED

	Freq	Pct
0 = Never misused (IRTRQNMREC = 9).....	56918	96.36
1 = Ever misused (IRTRQNMREC = 1-3).....	2151	3.64

([IRTRQNMREC](#))
[TRQNMYSR](#) Len : 1 RC-TRANQUILIZERS - PAST YEAR MISUSE

	Freq	Pct
0 = Did not misuse in the past year (IRTRQNMREC = 3,9).....	58145	98.44
1 = Misused within the past year (IRTRQNMREC = 1,2).....	924	1.56

([IRTRQNMREC](#))
[TRQNMMON](#) Len : 1 RC-TRANQUILIZERS - PAST MONTH MISUSE

	Freq	Pct
0 = Did not misuse in the pst mon (IRTRQNMREC = 2-3,9).....	58792	99.53
1 = Misused within the past month (IRTRQNMREC = 1).....	277	0.47

Due to potential underreporting of lifetime prescription drug use, users are cautioned against using the lifetime misuse of prescription stimulants (ever misused) in analysis.

([IRSTMNMREC](#))
[STMNMFLAG](#) Len : 1 RC-STIMULANTS - EVER MISUSED

	Freq	Pct
0 = Never misused (IRSTMNMREC = 9).....	56265	95.25
1 = Ever misused (IRSTMNMREC = 1-3).....	2804	4.75

([IRSTMNMREC](#))
[STMNMYR](#) Len : 1 RC-STIMULANTS - PAST YEAR MISUSE

	Freq	Pct
0 = Did not misuse in the past year (IRSTMNMREC = 3,9).....	57903	98.03
1 = Misused within the past year (IRSTMNMREC = 1,2).....	1166	1.97

([IRSTMNMREC](#))
[STMNMMON](#) Len : 1 RC-STIMULANTS - PAST MONTH MISUSE

	Freq	Pct
0 = Did not misuse in the pst mon (IRSTMNMREC = 2-3,9).....	58720	99.41
1 = Misused within the past month (IRSTMNMREC = 1).....	349	0.59

Due to potential underreporting of lifetime prescription drug use, users are cautioned against using the lifetime misuse of prescription sedatives (ever misused) in analysis.

([IRSEDNMREC](#))
[SEDNMFLAG](#) Len : 1 RC-SEDATIVES - EVER MISUSED

	Freq	Pct
0 = Never misused (IRSEDNMREC = 9).....	57983	98.16
1 = Ever misused (IRSEDNMREC = 1-3).....	1086	1.84

([IRSEDNMREC](#))
[SEDNMYR](#) Len : 1 RC-SEDATIVES - PAST YEAR MISUSE

	Freq	Pct
0 = Did not misuse in the past year (IRSEDNMREC = 3,9).....	58896	99.71
1 = Misused within the past year (IRSEDNMREC = 1,2).....	173	0.29

([IRSEDNMREC](#))
[SEDNMMON](#) Len : 1 RC-SEDATIVES - PAST MONTH MISUSE

	Freq	Pct
0 = Did not misuse in the pst mon (IRSEDNMREC = 2-3,9).....	59016	99.91
1 = Misused within the past month (IRSEDNMREC = 1).....	53	0.09

RECORDED DRUG USE

Due to potential underreporting of lifetime prescription drug use, users are cautioned against using the lifetime misuse of tranquilizers or sedatives (ever misused) in analysis.

(*SEDNMFLAG, TRQNMFLAG*)

TQSDNMFLAG Len : 1 RC-TRANQUILIZERS OR SEDATIVES - EVER MISUSED

	Freq	Pct
0 = Never misused (Otherwise).....	56531	95.70
1 = Ever misused (TRQNMFLAG=1 OR SEDNMFLAG=1).....	2538	4.30

(*SEDNMYR, TRQNMYSR*)

TQSDNMYR Len : 1 RC-TRANQUILIZERS OR SEDATIVES - PAST YEAR MISUSE

	Freq	Pct
0 = Did not misuse in the past year (Otherwise).....	58023	98.23
1 = Misused in the past year (TRQNMYSR=1 OR SEDNMYR=1).....	1046	1.77

(*SEDNMMON, TRQNMMON*)

TQSDNMMON Len : 1 RC-TRANQUILIZERS OR SEDATIVES - PAST MONTH MISUSE

	Freq	Pct
0 = Did not misuse in the past month (Otherwise).....	58752	99.46
1 = Misused in the past month (TRQNMMON OR SEDNMMON=1).....	317	0.54

The following variable for any past year misuse of Any Benzodiazepines, BZONMYR, was assigned a positive response if a respondent indicated past year misuse of Benzodiazepine Tranquilizers (TRBZONMYR=1), past year misuse of Benzodiazepine Sedatives (SVBZONMYR=1), past year misuse of Benzodiazepine Tranquilizers that were specified as other Sedatives, or past year misuse of Benzodiazepine Sedatives that were specified as other Tranquilizers. This is the base variable for past year misuse of any Benzodiazepines imputation, IRBZONMYR.

(*SEDNMYR, SVBZONMYR, TRBZONMYR, TRQNMYSR*)

BZONMYR Len : 1 RC - ANY BENZODIAZEPINES - PAST YEAR MISUSE

	Freq	Pct
. = Missing.....	8	0.01
0 = No.....	58225	98.57
1 = Yes.....	836	1.42

Due to potential underreporting of lifetime prescription drug use, users are cautioned against using the lifetime misuse of any prescription psychotherapeutics (ever misused) in analysis.

(*PNRNMFLAG, SEDNMFLAG, STMNMFLAG, TRQNMFLAG*)

PSYCHFLAG Len : 1 RC-ANY PSYCHOTHERAPEUTICS - EVER MISUSED

	Freq	Pct
0 = Never misused (All source variables = 0).....	52266	88.48
1 = Ever misused (Any source variable = 1).....	6803	11.52

(*PNRNMYR, SEDNMYR, STMNMYR, TRQNMYSR*)

PSYCHYR Len : 1 RC-ANY PSYCHOTHERAPEUTICS - PAST YEAR MISUSE

	Freq	Pct
0 = Did not misuse within pst year (All source variables = 0).....	55879	94.60
1 = Misused in past year (Any source variable = 1).....	3190	5.40

(*PNRNMMON, SEDNMMON, STMNMMON, TRQNMMON*)

PSYCHMON Len : 1 RC-ANY PSYCHOTHERAPEUTICS - PAST MONTH MISUSE

	Freq	Pct
0 = Did not misuse in past month (All source variables = 0).....	58079	98.32
1 = Misused in past month (Any source variable = 1).....	990	1.68

(*HERYR, PNRNMYR*)

OPINMYR Len : 1 RC-OPIOIDS - PAST YEAR MISUSE

	Freq	Pct
0 = Did not misuse in the past year (Otherwise).....	57211	96.85
1 = Misused in the past year (HERYR=1 or PNRNMYR=1).....	1858	3.15

(*HERMON, PNRNMMON*)

OPINMMON Len : 1 RC-OPIOIDS - PAST MONTH MISUSE

	Freq	Pct
0 = Did not misuse in the past month (Otherwise).....	58485	99.01
1 = Misused in the past month (HERMON=1 or PNRNMMON=1).....	584	0.99

RECODED DRUG USE

(HERYR, PNRNMYR)

HERPNRYR

Len : 1 RC-HEROIN USE AND/OR PAIN RELIEVER MISUSE - PAST YEAR

	Freq	Pct
1 = Heroin use and no pain rel misuse (HERYR=1 and PNRNMYR=0).....	84	0.14
2 = Pain rel misuse and no heroin use (HERYR=0 and PNRNMYR=1).....	1664	2.82
3 = Heroin use and pain rel misuse (HERYR=1 and PNRNMYR=1).....	110	0.19
4 = No heroin use and no pain rel misuse (HERYR=0 and PNRNMYR=0).....	57211	96.85

(COCYR, METHAMYR, STMNMYR)

CNSNMYR

Len : 1 RC-CENTRAL NERVOUS SYSTEM STIMULANTS - PAST YEAR MISUSE

	Freq	Pct
0 = Did not misuse in the past year (Otherwise).....	56742	96.06
1 = Misused in the past year (STMNMYR, METHAMYR, or COCYR=1).....	2327	3.94

(COCMON, METHAMMON, STMNMMON)

CNSNMMON

Len : 1 RC-CENTRAL NERVOUS SYSTEM STIMULANTS - PAST MONTH MISUSE

	Freq	Pct
0 = Did not misuse in the past month (Otherwise).....	58109	98.37
1 = Misused in the past month (STMNMMON, METHAMMON, or COCMON=1).....	960	1.63

(COCFLAG, HALLUCFLAG, HERFLAG, INHALFLAG, METHAMFLAG, MRJFLAG, PNRNMFLAG, SEDNMFLAG, STMNMFLAG, TRQNMFLAG)

ILLFLAG

Len : 1 RC-ANY ILLICIT DRUG - EVER USED

	Freq	Pct
0 = Never used (All source variables = 0).....	30287	51.27
1 = Ever used (Any source variable = 1).....	28782	48.73

(COCYR, HALLUCYR, HERYR, INHALYR, METHAMYR, MRJYR, PNRNMYR, SEDNMYR, STMNMYR, TRQNMYSR)

ILLYR

Len : 1 RC-ANY ILLICIT DRUG - PAST YEAR USE

	Freq	Pct
0 = Did not use in past year (All source variables = 0).....	42962	72.73
1 = Used in past year (Any source variable = 1).....	16107	27.27

(COCMON, HALLUCMON, HERMON, INHALMON, METHAMMON, MRJMON, PNRNMMON, SEDNMMON, STMNMMON, TRQNMMON)

ILLMON

Len : 1 RC-ANY ILLICIT DRUG - PAST MONTH USE

	Freq	Pct
0 = Did not use in past month (All source variables = 0).....	48445	82.01
1 = Used in past month (Any source variable = 1).....	10624	17.99

Due to potential underreporting of lifetime prescription drug use, users are cautioned against using the lifetime use of marijuana only variable in analysis. This variable may overestimate lifetime users of only marijuana.

(COCFLAG, HALLUCFLAG, HERFLAG, INHALFLAG, METHAMFLAG, MRJFLAG, PNRNMFLAG, SEDNMFLAG, STMNMFLAG, TRQNMFLAG)

MJONLYFLAG

Len : 1 RC-MARIJUANA ONLY - EVER USED

	Freq	Pct
0 = Never used MJ/has used both MJ & anothr illict drug.....	46103	78.05
1 = Marijuana is only (illicit) drug ever used.....	12966	21.95

(COCYR, HALLUCYR, HERYR, INHALYR, METHAMYR, MRJYR, PNRNMYR, SEDNMYR, STMNMYR, TRQNMYSR)

MJONLYYR

Len : 1 RC-MARIJUANA ONLY - PAST YEAR USE

	Freq	Pct
0 = MJ not used past yr/Used MJ & othr drug past yr.....	48736	82.51
1 = Marijuana is only (illicit) drug in past year.....	10333	17.49

(COCMON, HALLUCMON, HERMON, INHALMON, METHAMMON, MRJMON, PNRNMMON, SEDNMMON, STMNMMON, TRQNMMON)

MJONLYMON

Len : 1 RC-MARIJUANA ONLY - PAST MONTH USE

	Freq	Pct
0 = MJ not used past mnth/Used MJ & othr drug past mo.....	50602	85.67
1 = Marijuana only (illicit) drug in past month.....	8467	14.33

RECODED DRUG USE

Due to potential underreporting of lifetime prescription drug use, users are cautioned against using the lifetime use of illicit drugs other than marijuana variable in analysis. This caution does not apply to lifetime use of any illicit drug variable given it is dominated by lifetime marijuana use.

(COCF_{LAG}, HALLUC_{FLAG}, HER_{FLAG}, INHAL_{FLAG}, METHAM_{FLAG}, PSYCH_{FLAG})

ILLEM_{FLAG} Len : 1 RC-ILLCIT DRUG OTHER THAN MARIJUANA - EVER USED

	Freq	Pct
0 = Never used drug/used only marijuana.....	43253	73.22
1 = Ever used an Illicit drug except for marijuana	15816	26.78

(COCY_R, HALLUCY_R, HERY_R, INHALY_R, METHAMY_R, PSYCHY_R)

ILLEM_{MYR} Len : 1 RC-ILLCIT DRUG OTHER THAN MARIJUANA - PAST YEAR

	Freq	Pct
0 = Never used drug/used only marijuana past year.....	53295	90.22
1 = Illicit drug except for marijuana used past year	5774	9.78

(COCM_{ON}, HALLUCM_{ON}, HERM_{ON}, INHALM_{ON}, METHAMM_{ON}, PSYCHM_{ON})

ILLEM_{MON} Len : 1 RC-ILLCIT DRUG OTHER THAN MARIJUANA-PAST MONTH

	Freq	Pct
0 = Never used drug/used only marijuana past month.....	56912	96.35
1 = Illicit drug except for marijuana used past month	2157	3.65

(IRCDU_{AGE})

CDU_{FLAG} Len : 1 RC-CIGARETTES DAILY - EVER USED

	Freq	Pct
0 = Never Used/Never Used Daily (Otherwise).....	46452	78.64
1 = Ever Used (IRCDU _{AGE} =1-90).....	12617	21.36

(IRCIG_F_M)

DCIG_{MON} Len : 1 RC-PAST MONTH DAILY CIGARETTE USE

	Freq	Pct
0 = Did Not Use Daily in Past Mon (IRCIG _F _M =1-29,91,93).....	55282	93.59
1 = Used Daily in the Past Month (IRCIG _F _M =30).....	3787	6.41

(CDU_{FLAG}, CIG_{MON})

CD_{CGMO} Len : 1 RC-EVER USED CIG DAILY AND PAST MONTH CIG USE

	Freq	Pct
0 = No (Otherwise).....	53304	90.24
1 = Yes (CDU _{FLAG} =1 and CIG _{MON} =1).....	5765	9.76

(CDU_{FLAG}, CIG_{MON})

CD_{NOCGMO} Len : 1 RC-EVER USED CIG DAILY AND NO PAST MONTH CIG USE

	Freq	Pct
0 = No (Otherwise).....	52217	88.40
1 = Yes (CDU _{FLAG} =1 and CIG _{MON} =0).....	6852	11.60

"Binge" Alcohol Use, BNGDRK_{MON}, is defined as drinking five or more drinks on the same occasion for males or four or more drinks on the same occasion for females on at least one day in the past 30 days. For this variable, "occasion" means at the same time or within a couple hours of each other.

(IRALCB_{NG30D})

BNGDRK_{MON} Len : 1 RC-BINGE ALCOHOL USE PAST 30 DAYS

	Freq	Pct
0 = Never/No "Binge" alc use (IRALCB _{NG30D} = 0,91,93).....	46260	78.32
1 = "Binge" alcohol use (IRALCB _{NG30D} = 1-30).....	12809	21.68

Heavy Alcohol Use, HVYDRK_{MON}, is defined as drinking five or more drinks on the same occasion for males or four or more drinks on the same occasion for females on each of 5 or more days in the past 30 days. For this variable, "occasion" means at the same time or within a couple hours of each other. All Heavy Alcohol Users are also "Binge" Alcohol Users.

(IRALCB_{NG30D})

HVYDRK_{MON} Len : 1 RC-HEAVY ALCOHOL USE PAST 30 DAYS

	Freq	Pct
0 = Never/No heavy alc use (IRALCB _{NG30D} = 0-4,91,93).....	55761	94.40
1 = Heavy alcohol use (IRALCB _{NG30D} = 5-30).....	3308	5.60

RECODED DRUG USE

(ALCFLAG, ILLFLAG, TOBFLAG)

<u>ILTOBALCFG</u>	Len : 1 RC-ILLCIT DRUG, TOBACCO PRD, OR ALCOHOL - EVER USED		
	0 = No drug, tob, or alcohol lifetime use (Otherwise).....	Freq	Pct
	1 = Drg, tob or alc lifetime use (ILLFLAG, TOBFLAG or ALCFLAG=1)	14219	24.07
		44850	75.93

(ALCYR, ILLYR, TOBYR)

<u>ILTOBALCYR</u>	Len : 1 RC-ILLCIT DRUG, TOBACCO PRD, OR ALCOHOL - PAST YEAR USE		
	0 = No drug, tob, or alcohol past yr use (Otherwise).....	Freq	Pct
	1 = Drug, tob, or alcohol past yr use (ILLYR, TOBYR or ALCYR=1)	20126	34.07
		38943	65.93

(ALCMON, ILLMON, TOBMON)

<u>ILTOBALCMN</u>	Len : 1 RC-ILLCIT DRUG, TOBACCO PRD, OR ALC - PAST MONTH USE		
	0 = No drug, tob, or alc past mon use (Otherwise).....	Freq	Pct
	1 = Drug, tob, or alc past mon use (ILLMON, TOBMON or ALCMON=1)	27316	46.24
		31753	53.76

(ILTOBALCMN, NICVAPMON)

<u>ILTOBVAPALC</u>	Len : 1 RC-TOBACCO, NICOTINE VAPING, ALCOHOL, ILLICIT DRUG - PST MON		
	0 = No (ILTOBALCMN=0 and NICVAPMON=0).....	Freq	Pct
	1 = Yes (ILTOBALCMN=1 or NICVAPMON=1)	26401	44.70
		32668	55.30

(ALCMON, ILLMON)

<u>ILLALCMON</u>	Len : 1 RC-ILLCIT DRUG OR ALCOHOL - PAST MONTH USE		
	0 = No drug or alc past mon use (Otherwise).....	Freq	Pct
	1 = Drug or alc past mon use (ILLMON=1 or ALCMON=1)	29428	49.82
		29641	50.18

(ALCFLAG, TOBFLAG)

<u>TOBALCFG</u>	Len : 1 RC-TOBACCO PRODUCT OR ALCOHOL - EVER USED		
	0 = No tobacco or alcohol lifetime use (Otherwise).....	Freq	Pct
	1 = Tobacco or alcohol lifetime use (TOBFLAG=1 or ALCFLAG=1).....	15810	26.77
		43259	73.23

(ALCYR, TOBYR)

<u>TOBALCYR</u>	Len : 1 RC-TOBACCO PRODUCT OR ALCOHOL - PAST YEAR USE		
	0 = No tobacco or alcohol past yr use (Otherwise).....	Freq	Pct
	1 = Tobacco or alcohol past yr use (TOBYR=1 or ALCYR=1).....	21888	37.05
		37181	62.95

(ALCMON, TOBMON)

<u>TOBALCMN</u>	Len : 1 RC-TOBACCO PRODUCT OR ALCOHOL - PAST MONTH USE		
	0 = No tob or alc past mon use (Otherwise).....	Freq	Pct
	1 = Tob or alc past mon use (TOBMON=1 or ALCMON=1).....	29361	49.71
		29708	50.29

(ALCYR, ILLYR)

<u>ILLANDALC</u>	Len : 1 RC-ILLCIT DRUG AND ALCOHOL USE - PAST YEAR USE		
	0 = No drug or alc past year use (Otherwise).....	Freq	Pct
	1 = Drug and alc past year use (ILLYR=1 and ALCYR=1).....	45625	77.24
		13444	22.76

(ALCYR, ILLYR)

<u>ILLORALC</u>	Len : 1 RC-ILLCIT DRUG OR ALCOHOL USE - PAST YEAR USE		
	0 = No drug and alc past year use (Otherwise).....	Freq	Pct
	1 = Drug or alc past year use (ILLYR=1 or ALCYR=1).....	21528	36.45
		37541	63.55

RECODED DRUG USE

(ALCFLAG, ILLFLAG)

ILLALCFLG

Len : 1 RC-ILLCIT DRUG OR ALCOHOL - EVER USED

	Freq	Pct
0 = No drug or alc lifetime use (Otherwise).....	15105	25.57
1 = Drug or alc lifetime use (ILLFLAG=1 or ALCFLAG=1).....	43964	74.43

(MJYRSMOKE, MRJYR)

MRJSMKYR

Len : 1 RC-MARIJUANA USE - SMOKING - PAST YEAR

	Freq	Pct
. = Unknown (Otherwise).....	121	0.20
0 = No (MRJYR=0 or MJYRSMOKE=2,91,93).....	47611	80.60
1 = Yes (MJYRSMOKE=1,3,5).....	11337	19.19

(MJYRDAB, MRJYR)

MRJDABYR

Len : 1 RC-MARIJUANA USE - DABBING WAXES, SHATTER, OR CONC - PST YR

	Freq	Pct
. = Unknown (Otherwise).....	126	0.21
0 = No (MRJYR=0 or MJYRDAB=2,91,93).....	55782	94.44
1 = Yes (MJYRDAB=1,3,5).....	3161	5.35

(MJYREAT, MRJYR)

MRJEATYR

Len : 1 RC-MARIJUANA USE - EATING OR DRINKING - PAST YEAR

	Freq	Pct
. = Unknown (Otherwise).....	125	0.21
0 = No (MRJYR=0 or MJYREAT=2,91,93).....	51898	87.86
1 = Yes (MJYREAT=1,3,5).....	7046	11.93

The following variable for some other mode of past year marijuana use, MRJOTHYR, was assigned a positive response if a respondent indicated any past year use of marijuana (MRJYR=1) and indicated the mode of use as putting drops, strips, lozenges, or sprays in mouth or under tongue (MJYRMOUTH in (1,3,5)); applying lotion, cream, or patches to skin (MJYRSKIN in (1,3,5)); taking pills (MJYRPILL in (1,3,5)); or using some other way [MJYROTHER=1 and respondent entered a valid write-in response other than responses that matched existing categories]. A negative response was assigned if the respondent was not a past year user of marijuana (MRJYR=0) or if the respondent indicated not putting drops, strips, lozenges, or sprays in mouth or under the tongue (MJYRMOUTH in (2,91,93)); not applying lotion, cream, or patches to skin (MJYRSKIN in (2,91,93)); not taking pills (MJYRPILL in (2,91,93)); and not using marijuana some other way [(MJYROTHER in (2,91,93)) or (MJYROTHER=1 and all the write-in variables have specific response of either smoking, vaping, dabbing waxes, eating/drinking, drops, lotion, pills, oil/powder, bottle/cup, or blade]. If a respondent has a mix of specific write-in values, and blank (no answer) with at least one specific write-in value, the respondent will be assigned a negative response.

(MJYRMOUTH, MJYROTHER, MJYRPILL, MJYRSKIN, MRJYR)

MRJOTHYR

Len : 1 RC-MARIJUANA USE - SOME OTHER MODE - PAST YEAR

	Freq	Pct
. = Unknown (Otherwise).....	185	0.31
0 = No (See comment above).....	56794	96.15
1 = Yes (See comment above).....	2090	3.54

(MJYRMOUTH, MRJYR)

MRJMTHYR

Len : 1 RC-MJ USE - DRPS/STRPS/LZNGS/SPRYS IN MOUTH - PST 12 MOS

	Freq	Pct
. = Unknown (Otherwise).....	126	0.21
0 = No (MRJYR=0 or MJYRMOUTH=2,91,93).....	58029	98.24
1 = Yes (MJYRMOUTH=1,3,5).....	914	1.55

(MJYRSKIN, MRJYR)

MRJSKNYR

Len : 1 RC-MARIJUANA USE - LOTION/CREAM/PATCH TO SKIN - PST 12 MOS

	Freq	Pct
. = Unknown (Otherwise).....	125	0.21
0 = No (MRJYR=0 or MJYRSKIN=2,91,93).....	57673	97.64
1 = Yes (MJYRSKIN=1,3,5).....	1271	2.15

(MJYRPILL, MRJYR)

MRJPLLYR

Len : 1 RC-MARIJUANA USE - PILLS - PAST 12 MONTHS

	Freq	Pct
. = Unknown (Otherwise).....	126	0.21
0 = No (MRJYR=0 or MJYRPILL=2,91,93).....	58556	99.13
1 = Yes (MJYRPILL=1,3,5).....	387	0.66

RECODED DRUG USE

(MJMONSMOKE, MRJMON, MRJSMKYR)

MRJSMKMON Len : 1 RC-MARIJUANA USE - SMOKING - PAST MONTH

	Freq	Pct
. = Unknown (Otherwise).....	146	0.25
0 = No (MRJMON=0 or MRJSMKYR=0 or MJMONSMOKE=2,4,91,93)	51269	86.80
1 = Yes (MJMONSMOKE=1,3,5).....	7654	12.96

(MJMONDAB, MRJDABYR, MRJMON)

MRJDABMON Len : 1 RC-MARIJUANA USE - DABBING WAXES, SHATTER, OR CONC - PST MON

	Freq	Pct
. = Unknown (Otherwise).....	109	0.18
0 = No (MRJMON=0 or MRJDABYR=0 or MJMONDAB=2,4,91,93)	56978	96.46
1 = Yes (MJMONDAB=1,3,5).....	1982	3.36

(MJMONEAT, MRJEATYR, MRJMON)

MRJEATMON Len : 1 RC-MARIJUANA USE - EATING OR DRINKING - PAST MONTH

	Freq	Pct
. = Unknown (Otherwise).....	114	0.19
0 = No (MRJMON=0 or MRJEATYR=0 or MJMONEAT=2,4,91,93)	55384	93.76
1 = Yes (MJMONEAT=1,3,5).....	3571	6.05

The following variable for some other mode of past month marijuana use, MRJOTHRMON, was assigned a positive response if a respondent indicated any past month use of marijuana (MRJMON=1) and indicated the mode of use as putting drops, strips, lozenges, or sprays in mouth or under the tongue (MJMONMOUTH in (1,3,5)); applying lotion, cream, or patches to skin (MJMONSKIN in (1,3,5)); taking pills (MJMONPILL in (1,3,5)); or using some other way [reported yes to using some other way in past 30 days and respondent entered a valid write-in response other than responses that matched existing categories]. A negative response was assigned if the respondent was not a past month user of marijuana (MRJMON=0), a respondent did not use marijuana in some other way in the past year (MRJOTHRYR=0), or if respondent indicated not putting drops, strips, lozenges, or sprays in mouth or under the tongue (MJMONMOUTH in (2,4,91,93)), not applying lotion, cream, or patches to skin (MJMONSKIN in (2,4,91,93)); not taking pills (MJMONPILL in (2,4,91,93)); and not using marijuana some other way. If a respondent has a mix of specific write-in values for smoking, vaping, dabbing waxes, eating/drinking, drops, lotion, pills, oil/powder, bottle/cup, or blade, and blank (no answer) with at least one specific write-in value, the respondent will be assigned a negative response.

(MJMONMOUTH, MJMONPILL, MJMONSKIN, MRJMON, MRJOTHRYR)

MRJOTHRMON Len : 1 RC- MARIJUAN USE - SOME OTHER MODE - PAST MONTH

	Freq	Pct
. = Unknown (Otherwise).....	177	0.30
0 = No (See comment above).....	57849	97.93
1 = Yes (See comment above).....	1043	1.77

NOTE: The following 15 variables pertain to the use of specific hallucinogens and inhalants. These variables were revised starting with the 2021 NSDUH so that respondents with unknown lifetime use of the indicated hallucinogen or inhalant were coded as a system missing.

(HALLUCFLAG, PEYOTE)

PEYOTEEVER Len : 1 RC-EVER USED PEYOTE

	Freq	Pct
. = Unknown (Otherwise).....	10	0.02
0 = No (PEYOTE = 2,91 or HALLUCFLAG=0).....	58344	98.77
1 = Yes (PEYOTE=1,3).....	715	1.21

(HALLUCFLAG, MESC)

MESCEVER Len : 1 RC-EVER USED Mescaline

	Freq	Pct
. = Unknown (Otherwise).....	17	0.03
0 = No (MESC=2,91 or HALLUCFLAG=0).....	58113	98.38
1 = Yes (MESC=1,3).....	939	1.59

(HALLUCFLAG, PSILCY)

PSILCYEVER Len : 1 RC-EVER USED PSILOCYBIN (MUSHROOMS)

	Freq	Pct
. = Unknown (Otherwise).....	8	0.01
0 = No (PSILCY=2,91 or HALLUCFLAG=0).....	52820	89.42
1 = Yes (PSILCY=1,3).....	6241	10.57

RECORDED DRUG USE

(*AMYLNIT, INHALFLAG*)

<u>AMYLNIEVER</u>	Len : 1 RC-EVER INHALED AMYL NITRITE, "POPPERS", RUSH, ETC.		
	. = Unknown (Otherwise).....	Freq	Pct
	0 = No (AMYLNIT=2,91 or INHALFLAG =0)	22	0.04
	1 = Yes (AMYLNIT=1,3).....	57754	97.77
		1293	2.19

(*CLEFLU, INHALFLAG*)

<u>CLEFLUEVER</u>	Len : 1 RC-EVER INHALED CORRECTION FLUID, DEGREASER, ETC.		
	. = Unknown (Otherwise).....	Freq	Pct
	0 = No (CLEFLU=2,91 or INHALFLAG =0).....	13	0.02
	1 = Yes (CLEFLU=1,3).....	58690	99.36
		366	0.62

(*GAS, INHALFLAG*)

<u>GASEVER</u>	Len : 1 RC-EVER INHALED GASOLINE OR LIGHTER FLUID		
	. = Unknown (Otherwise).....	Freq	Pct
	0 = No (GAS=2,91 or INHALFLAG =0).....	16	0.03
	1 = Yes (GAS=1,3).....	58317	98.73
		736	1.25

(*GLUE, INHALFLAG*)

<u>GLUEEVER</u>	Len : 1 RC-EVER INHALED GLUE, SHOE POLISH, OR TOLUENE		
	. = Unknown (Otherwise).....	Freq	Pct
	0 = No (GLUE=2,91 or INHALFLAG =0).....	16	0.03
	1 = Yes (GLUE=1,3).....	58351	98.78
		702	1.19

(*ETHER, INHALFLAG*)

<u>ETHEREVER</u>	Len : 1 RC-EVER INHALED HALOTHANE, ETHER, OR OTHER ANESTHETIC		
	. = Unknown (Otherwise).....	Freq	Pct
	0 = No (ETHER=2,91 or INHALFLAG =0).....	14	0.02
	1 = Yes (ETHER=1,3).....	58874	99.67
		181	0.31

(*INHALFLAG, SOLVENT*)

<u>SOLVENEVER</u>	Len : 1 RC-EVER INHALED LACQUER THINNER, OTHER PAINT SOLVENTS		
	. = Unknown (Otherwise).....	Freq	Pct
	0 = No (SOLVENT=2,91 or INHALFLAG =0).....	8	0.01
	1 = Yes (SOLVENT=1,3).....	58755	99.47
		306	0.52

(*INHALFLAG, LGAS*)

<u>LGASEVER</u>	Len : 1 RC-EVER INHALED LIGHTER GASES (BUTANE, PROPANE)		
	. = Unknown (Otherwise).....	Freq	Pct
	0 = No (LGAS=2,91 or INHALFLAG =0).....	5	0.01
	1 = Yes (LGAS=1,3).....	58849	99.63
		215	0.36

(*INHALFLAG, NITOXID*)

<u>NITOXIEVER</u>	Len : 1 RC-EVER INHALED NITROUS OXIDE OR "WHIPPITS"		
	. = Unknown (Otherwise).....	Freq	Pct
	0 = No (NITOXID=2,91 or INHALFLAG =0).....	12	0.02
	1 = Yes (NITOXID=1,3).....	56552	95.74
		2505	4.24

(*FELTMARKR, INHALFLAG*)

<u>FELTMRKEVER</u>	Len : 1 RC-EVER USED FELT-TIP PENS/MARKERS TO GET HIGH		
	. = Unknown (Otherwise).....	Freq	Pct
	0 = No (FELTMARKR=2,91 or INHALFLAG =0).....	8	0.01
	1 = Yes (FELTMARKR=1,3).....	57011	96.52
		2050	3.47

RECODED DRUG USE

(*INHALFLAG, SPPAINT*)

SPAINTEVER Len : 1 RC-EVER INHALED SPRAY PAINTS

	Freq	Pct
. = Unknown (Otherwise).....	7	0.01
0 = No (SPPAINT=2,91 or INHALFLAG =0).....	58349	98.15
1 = Yes (SPPAINT=1,3).....	495	0.84

(*AIRDUSTER, INHALFLAG*)

AIRDUSEVER Len : 1 RC-EVER USED COMPUTER CLEANER/AIR DUSTER TO GET HIGH

	Freq	Pct
. = Unknown (Otherwise).....	5	0.01
0 = No (AIRDUSTER=2,91 or INHALFLAG =0).....	58349	98.78
1 = Yes (AIRDUSTER=1,3).....	715	1.21

(*INHALFLAG, OTHAEROS*)

OTHAEREVER Len : 1 RC-EVER USED OTHER AEROSOL SPRAY

	Freq	Pct
. = Unknown (Otherwise).....	9	0.02
0 = No (OTHAEROS=2,91 or INHALFLAG =0).....	58750	99.46
1 = Yes (OTHAEROS=1,3).....	310	0.52

NOTE: The following 12 variables pertain to prescription pain reliever subtype use. These variables were revised starting with the 2021 NSDUH so that respondents with unknown past year use of the specific pain reliever subtype were coded as a system missing.

The following variable for any past year use of Hydrocodone Products, RXHYDCANY, was assigned a positive response if a respondent indicated any past year use of Vicodin, Lortab, Norco, Zohydro ER, generic hydrocodone, or past year misuse of other pain relievers that contain hydrocodone. A negative response was assigned if a respondent was not a past year user of prescription pain relievers (PNRANYR=0) or if a respondent indicated no past year use of Vicodin, Lortab, Norco, Zohydro ER, and generic hydrocodone.

(*PNRANYR*)

RXHYDCANY Len : 1 RC-HYDROCODONE PRODUCTS - ANY PAST YEAR USE

	Freq	Pct
. = Unknown (Otherwise).....	158	0.27
0 = No (See comment above).....	53095	89.89
1 = Yes (See comment above).....	5816	9.85

(*PNRANYR*)

RXZOHYANY Len : 1 RC-ZOXYHYDRO ER - ANY PAST YEAR USE

	Freq	Pct
. = Unknown (Otherwise).....	158	0.27
0 = No.....	58828	99.59
1 = Yes.....	83	0.14

The following variable for any past year use of Oxycodone Products, RXOXCOANY, was assigned a positive response if a respondent indicated any past year use of OxyContin (OXYCNANYR=1), Percocet, Percodan, Roxicodone, or generic oxycodone, or past year misuse of other pain relievers that contain oxycodone. A negative response was assigned if a respondent was not a past year user of prescription pain relievers (PNRANYR=0) or if a respondent indicated no past year use of OxyContin (OXYCNANYR=0), Percocet, Percodan, Roxicodone, and generic oxycodone.

(*OXYCNANYR, PNRANYR*)

RXOXCOANY Len : 1 RC-OXYCODONE PRODUCTS - ANY PAST YEAR USE

	Freq	Pct
. = Unknown (Otherwise).....	150	0.25
0 = No (See comment above).....	55152	93.37
1 = Yes (See comment above).....	3767	6.38

RECODED DRUG USE

The following variable for any past year use of Tramadol Products, RXTRAMANY, was assigned a positive response if a respondent indicated any past year use of Ultram, Ultram ER, Ultracet, generic tramadol, or generic extended-release tramadol, or past year misuse of other pain relievers that contain tramadol. A negative response was assigned if a respondent was not a past year user of prescription pain relievers (PNRANYR=0) or if a respondent indicated no past year use of Ultram, Ultram ER, Ultracet, generic tramadol, and generic extended-release tramadol.

(PNRANYR)
RXTRAMANY

Len : 1 RC-TRAMADOL PRODUCTS - ANY PAST YEAR USE

	Freq	Pct
. = Unknown (Otherwise).....	138	0.23
0 = No (See comment above).....	56609	95.84
1 = Yes (See comment above).....	2322	3.93

The following variable for any past year use of Codeine Products, RXCODEANY, was assigned a positive response if a respondent indicated any past year use of Codeine, Tylenol with Codeine 3 or 4, or past year misuse of other pain relievers that contain codeine. A negative response was assigned if a respondent was not a past year user of prescription pain relievers (PNRANYR=0) or if a respondent indicated no past year use of Codeine and Tylenol with Codeine 3 or 4.

(PNRANYR)
RXCODEANY

Len : 1 RC-CODEINE PRODUCTS - ANY PAST YEAR USE

	Freq	Pct
. = Unknown (Otherwise).....	153	0.26
0 = No (See comment above).....	55414	93.81
1 = Yes (See comment above).....	3502	5.93

The following variable for any past year use of Morphine Products, RXMORPANY, was assigned a positive response if a respondent indicated any past year use of Avinza, Kadian, MS Contin, generic morphine, or generic extended-release morphine, or past year misuse of other pain relievers that contain morphine. A negative response was assigned if a respondent was not a past year user of prescription pain relievers (PNRANYR=0) or if a respondent indicated no past year use of Avinza, Kadian, MS Contin, generic morphine, and generic extended-release morphine.

(PNRANYR)
RXMORPANY

Len : 1 RC-MORPHINE PRODUCTS - ANY PAST YEAR USE

	Freq	Pct
. = Unknown (Otherwise).....	144	0.24
0 = No (See comment above).....	57917	98.05
1 = Yes (See comment above).....	1008	1.71

The following variable for any past year use of Buprenorphine Products, RXBUPRANY, was assigned a positive response if a respondent indicated any past year use of Suboxone, or generic buprenorphine, or buprenorphine plus naloxone, or past year misuse of other pain relievers that contain buprenorphine. A negative response was assigned if a respondent was not a past year user of prescription pain relievers (PNRANYR=0) or if a respondent indicated no past year use of Suboxone, or generic buprenorphine, and buprenorphine plus naloxone.

(PNRANYR)
RXBUPRANY

Len : 1 RC-BUPRENORPHINE PRODUCTS - ANY PAST YEAR USE

	Freq	Pct
. = Unknown (Otherwise).....	128	0.22
0 = No (See comment above).....	58260	98.63
1 = Yes (See comment above).....	681	1.15

The following variable for any past year use of Oxymorphone Products, RXOXYMANY, was assigned a positive response if a respondent indicated any past year use of Opana, Opana ER, generic oxymorphone, or generic extended-release oxymorphone, or past year misuse of other pain relievers that contain oxymorphone. A negative response was assigned if a respondent was not a past year user of prescription pain relievers (PNRANYR=0) or if a respondent indicated no past year use of Opana, Opana ER, generic oxymorphone, and generic extended-release oxymorphone.

(PNRANYR)
RXOXYMANY

Len : 1 RC-OXYMORPHONE PRODUCTS - ANY PAST YEAR USE

	Freq	Pct
. = Unknown (Otherwise).....	142	0.24
0 = No (See comment above).....	58703	99.38
1 = Yes (See comment above).....	224	0.38

RECODED DRUG USE

The following variable for any past year use of Demerol Products, RXDEMEANY, was assigned a positive response if a respondent indicated any past year use of Demerol, or past year misuse of other pain relievers that contain demerol. A negative response was assigned if a respondent was not a past year user of prescription pain relievers (PNRANYR=0) or if a respondent indicated no past year use of Demerol.

(PNRANYR)

RXDEMEANY

Len : 1 RC-DEMOROL PRODUCTS - ANY PAST YEAR USE

	Freq	Pct
. = Unknown (Otherwise).....	149	0.25
0 = No (See comment above).....	58819	99.58
1 = Yes (See comment above)	101	0.17

The following variable for any past year use of Hydromorphone Products, RXHYDMANY, was assigned a positive response if a respondent indicated any past year use of Dilaudid or generic hydromorphone, or Exalgo or generic extended-release hydromorphone, or past year misuse of other pain relievers that contain hydromorphone. A negative response was assigned if a respondent was not a past year user of prescription pain relievers (PNRANYR=0) or if a respondent indicated no past year use of Dilaudid or generic hydromorphone and Exalgo or generic extended-release hydromorphone.

(PNRANYR)

RXHYDMANY

Len : 1 RC-HYDROMORPHONE PRODUCTS - ANY PAST YEAR USE

	Freq	Pct
. = Unknown (Otherwise).....	149	0.25
0 = No (See comment above).....	58663	99.31
1 = Yes (See comment above)	257	0.44

The following variable for any past year use of Methadone Products, RXMTDNANY, was assigned a positive response if a respondent indicated any past year use of Methadone, or past year misuse of other pain relievers that contain methadone. A negative response was assigned if a respondent was not a past year user of prescription pain relievers (PNRANYR=0) or if a respondent indicated no past year use of Methadone.

(PNRANYR)

RXMTDNANY

Len : 1 RC-METHADONE PRODUCTS - ANY PAST YEAR USE

	Freq	Pct
. = Unknown (Otherwise).....	149	0.25
0 = No (See comment above).....	58637	99.27
1 = Yes (See comment above)	283	0.48

(PNRANYR)

OTHRPNRANY

Len : 1 RC-OTHER PAIN RELIEVER- ANY PAST YEAR USE

	Freq	Pct
. = Unknown (Otherwise).....	100	0.17
0 = No.....	54839	92.84
1 = Yes.....	4130	6.99

NOTE: The following nine variables pertain to prescription tranquilizer subtype use. These variables were revised starting with the 2021 NSDUH so that respondents with unknown past year use of the specific tranquilizer subtype were coded as a system missing.

The following variable for any past year use of Benzodiazepine Tranquilizers, RXBZOTANY, was assigned a positive response if a respondent indicated any past year use of alprazolam products (Xanax, Xanax XR, generic alprazolam, generic extended-release alprazolam), lorazepam products, generic lorazepam, clonazepam products, generic clonazepam, diazepam products, or generic diazepam), or past year misuse of other benzodiazepine tranquilizers. A negative response was assigned if a respondent was not a past year user of prescription tranquilizers (TRQANYR=0), if a respondent was not a past year user of any benzodiazepines (IRBZOANYR=0), or if a respondent indicated no past year use of alprazolam products (Xanax, Xanax XR, generic alprazolam, and generic extended-release alprazolam), lorazepam products (Ativan, generic lorazepam), clonazepam products (Klonopin and generic clonazepam), and diazepam products (Valium and generic diazepam).

(IRBZOANYR, TRQANYR)

RXBZOTANY

Len : 1 RC-BENZODIAZEPINE TRANQUILIZERS - ANY PAST YEAR USE

	Freq	Pct
. = Unknown (Otherwise).....	28	0.05
0 = No (See comment above).....	54691	92.59
1 = Yes (See comment above)	4350	7.36

RECODED DRUG USE

The following variable for any past year use of Alprazolam Products, RXALPRANY, was assigned a positive response if a respondent indicated any past year use of Xanax, Xanax XR, generic alprazolam, or generic extended-release alprazolam, or past year misuse of other tranquilizers that contain alprazolam. A negative response was assigned if a respondent was not a past year user of prescription tranquilizers (TRQANYR=0), if a respondent was not a past year user of any benzodiazepines (IRBZOANYR=0), or if a respondent indicated no past year use of Xanax, Xanax XR, generic alprazolam, and generic extended-release alprazolam.

(IRBZOANYR, TRQANYR)

RXALPRANY Len : 1 RC-ALPRAZOLEM PRODUCTS - ANY PAST YEAR USE

	Freq	Pct
. = Unknown (Otherwise).....	41	0.07
0 = No (See comment above).....	56529	95.70
1 = Yes (See comment above)	2499	4.23

The following variable for any past year use of Lorazepam Products, RXLORAANY, was assigned a positive response if a respondent indicated any past year use of Ativan, or generic lorazepam, or past year misuse of other tranquilizers that contain lorazepam. A negative response was assigned if a respondent was not a past year user of prescription tranquilizers (TRQANYR=0), if a respondent was not a past year user of any benzodiazepines (IRBZOANYR=0), or if a respondent indicated no past year use of Ativan and generic lorazepam.

(IRBZOANYR, TRQANYR)

RXLORAANY Len : 1 RC-LORAZEPAM PRODUCTS - ANY PAST YEAR USE

	Freq	Pct
. = Unknown (Otherwise).....	41	0.07
0 = No (See comment above).....	57809	97.87
1 = Yes (See comment above)	1219	2.06

The following variable for any past year use of Clonazepam Products, RXCLONANY, was assigned a positive response if a respondent indicated any past year use of Klonopin, or generic clonazepam, or past year misuse of other tranquilizers that contain clonazepam. A negative response was assigned if a respondent was not a past year user of prescription tranquilizers (TRQANYR=0), if a respondent was not a past year user of any benzodiazepines (IRBZOANYR=0), or if a respondent indicated no past year use of Klonopin and generic clonazepam.

(IRBZOANYR, TRQANYR)

RXCLONANY Len : 1 RC-CLONAZEP AM PRODUCTS - ANY PAST YEAR USE

	Freq	Pct
. = Unknown (Otherwise).....	42	0.07
0 = No (See comment above).....	57967	98.13
1 = Yes (See comment above)	1060	1.79

The following variable for any past year use of Diazepam Products, RXDIAZANY, was assigned a positive response if a respondent indicated any past year use of Valium, or generic diazepam, or past year misuse of other tranquilizers that contain diazepam. A negative response was assigned if a respondent was not a past year user of prescription tranquilizers (TRQANYR=0), if a respondent was not a past year user of any benzodiazepines (IRBZOANYR=0), or if a respondent indicated no past year use of Valium and generic diazepam.

(IRBZOANYR, TRQANYR)

RXDIAZANY Len : 1 RC-DIAZEPAM PRODUCTS - ANY PAST YEAR USE

	Freq	Pct
. = Unknown (Otherwise).....	52	0.09
0 = No (See comment above).....	58174	98.48
1 = Yes (See comment above)	843	1.43

The following variable for any past year use of Muscle Relaxants, RXMRLXANY, was assigned a positive response if a respondent indicated any past year use of cyclobenzaprine [also known as Flexeril], Soma, or past year misuse of other muscle relaxants. A negative response was assigned if a respondent was not a past year user of prescription tranquilizers (TRQANYR=0) or if a respondent indicated no past year use of cyclobenzaprine [also known as Flexeril] and Soma.

(TRQANYR)

RXMRLXANY Len : 1 RC-MUSCLE RELAXANTS - ANY PAST YEAR USE

	Freq	Pct
. = Unknown (Otherwise).....	60	0.10
0 = No (See comment above).....	57738	97.75
1 = Yes (See comment above)	1271	2.15

RECODED DRUG USE

The following variable for any past year use of Cyclobenzaprine Products, RXYCYCLANY, was assigned a positive response if a respondent indicated any past year use of Flexeril, or past year misuse of other muscle relaxants that contain cyclobenzaprine. A negative response was assigned if a respondent was not a past year user of prescription tranquilizers (TRQANYR=0) or if a respondent indicated no past year use of Flexeril.

(TRQANYR)
RXYCYCLANY

Len : 1 RC-CYCLOBENZAPRINE PRODUCTS - ANY PAST YEAR USE

	Freq	Pct
. = Unknown (Otherwise).....	60	0.10
0 = No (See comment above).....	57831	97.90
1 = Yes (See comment above).....	1178	1.99

The following variable for any past year use of Carisoprodol Products, RXSOMAANY, was assigned a positive response if a respondent indicated any past year use of Soma, or past year misuse of other muscle relaxants that contain carisoprodol. A negative response was assigned if a respondent was not a past year user of prescription tranquilizers (TRQANYR=0) or if a respondent indicated no past year use of Soma.

(TRQANYR)
RXSOMAANY

Len : 1 RC-SOMA PRODUCTS - ANY PAST YEAR USE

	Freq	Pct
. = Unknown (Otherwise).....	60	0.10
0 = No (See comment above).....	58890	99.70
1 = Yes (See comment above).....	119	0.20

(TRQANYR)
OTHRTRQANY

Len : 1 RC-OTHER TRANQUILIZER- ANY PAST YEAR USE

	Freq	Pct
. = Unknown (Otherwise).....	59	0.10
0 = No.....	58072	98.31
1 = Yes.....	938	1.59

NOTE: The following six variables pertain to prescription stimulant subtype use. These variables were revised starting with the 2021 NSDUH so that respondents with unknown past year use of the specific stimulant subtype were coded as a system missing.

The following variable for any past year use of Amphetamine or Methylphenidate Products, RXAMMEANY, was assigned a positive response if a respondent indicated any past year use of Adderall, Adderall XR, Dexedrine, Vyvanse, generic dextroamphetamine, generic amphetamine-dextroamphetamine combinations, generic extended-release amphetamine-dextroamphetamine combinations, Ritalin, Ritalin LA, Concerta, Daytrana, Metadate CD, Metadate ER, Focalin, Focalin XR, generic methylphenidate, generic extended-release methylphenidate, generic dexmethylphenidate, or generic extended-release dexmethylphenidate, or past year misuse of other amphetamines that are prescribed for attention-deficit/hyperactivity disorder (ADHD) or other stimulants that contain methylphenidate. A negative response was assigned if a respondent was not a past year user of prescription stimulants (STMANYR=0) or if a respondent indicated no past year use of Adderall, Adderall XR, Dexedrine, Vyvanse, generic dextroamphetamine, generic amphetamine-dextroamphetamine combinations, generic extended-release amphetamine-dextroamphetamine combinations, Ritalin, Ritalin LA, Concerta, Daytrana, Metadate CD, Metadate ER, Focalin, Focalin XR, generic methylphenidate, generic extended-release methylphenidate, generic dexmethylphenidate, and generic extended-release dexmethylphenidate. Amphetamine and methylphenidate products are primarily prescribed for the treatment of attention-deficit/hyperactivity disorder (ADHD). Vyvanse® is included with amphetamine products because its active ingredient (lisdexamfetamine) is metabolized to dextroamphetamine.

(STMANYR)
RXAMMEANY

Len : 1 RC-AMPHETAMINE OR METHYLPHENIDATE PRODS - ANY PAST YEAR USE

	Freq	Pct
. = Unknown (Otherwise).....	45	0.08
0 = No (See comment above).....	54956	93.04
1 = Yes (See comment above).....	4068	6.89

RECORDED DRUG USE

The following variable for any past year use of Amphetamine Products, RXAMPHANY, was assigned a positive response if a respondent indicated any past year use of Adderall, Adderall XR, Dexedrine, Vyvanse, generic dextroamphetamine, generic amphetamine-dextroamphetamine combinations, or generic extended-release amphetamine-dextroamphetamine combinations, or past year misuse of other amphetamines that are prescribed for attention-deficit/hyperactivity disorder (ADHD). A negative response was assigned if a respondent was not a past year user of prescription stimulants (STMANYR=0) or if a respondent indicated no past year use of Adderall, Adderall XR, Dexedrine, Vyvanse, generic dextroamphetamine, generic amphetamine-dextroamphetamine combinations, and generic extended-release amphetamine-dextroamphetamine combinations. Amphetamines are primarily prescribed for the treatment of attention-deficit/hyperactivity disorder (ADHD). Vyvanse® is included with amphetamine products because its active ingredient (lisdexamfetamine) is metabolized to dextroamphetamine.

(STMANYR)
RXAMPHANY

Len : 1 RC-AMPHETAMINE - ANY PAST YEAR USE

	Freq	Pct
. = Unknown (Otherwise).....	52	0.09
0 = No (See comment above).....	55596	94.12
1 = Yes (See comment above).....	3421	5.79

The following variable for any past year use of Methylphenidate Products, RXMTHPANY, was assigned a positive response if a respondent indicated any past year use of Ritalin, Ritalin LA, Concerta, Daytrana, Metadate CD, Metadate ER, Focalin, Focalin XR, generic methylphenidate, generic extended-release methylphenidate, generic dexmethylphenidate, or generic extended-release dexmethylphenidate, or past year misuse of other stimulants that contain methylphenidate. A negative response was assigned if a respondent was not a past year user of prescription stimulants (STMANYR=0) or if a respondent indicated no past year use of Ritalin, Ritalin LA, Concerta, Daytrana, Metadate CD, Metadate ER, Focalin, Focalin XR, generic methylphenidate, generic extended-release methylphenidate, generic dexmethylphenidate, and generic extended-release dexmethylphenidate.

(STMANYR)
RXMTHPANY

Len : 1 RC-METHYLPHENIDATE PRODUCTS - ANY PAST YEAR USE

	Freq	Pct
. = Unknown (Otherwise).....	44	0.07
0 = No (See comment above).....	57842	97.92
1 = Yes (See comment above).....	1183	2.00

The following variable for any past year use of Anorectic, benzphetamine, Tenuate, diethylpropion, phendimetrazine, or phentermine, or past year misuse of other stimulants that are prescribed for weight loss. A negative response was assigned if a respondent was not a past year user of prescription stimulants (STMANYR=0) or if a respondent indicated no past year use of Didrex, benzphetamine, Tenuate, diethylpropion, phendimetrazine, and phentermine.

(STMANYR)
RXANORANY

Len : 1 RC-ANORECTIC STIMULANTS - ANY PAST YEAR USE

	Freq	Pct
. = Unknown (Otherwise).....	46	0.08
0 = No (See comment above).....	58497	99.03
1 = Yes (See comment above).....	526	0.89

The following variable for any past year use of Provigil Products, RXPROVANY, was assigned a positive response if a respondent indicated any past year use of Provigil, or past year misuse of other stimulants that contain Provigil. A negative response was assigned if a respondent was not a past year user of prescription stimulants (STMANYR=0) or if a respondent indicated no past year use of Provigil.

(STMANYR)
RXPROVANY

Len : 1 RC-PROVIGIL PRODUCTS- ANY PAST YEAR USE

	Freq	Pct
. = Unknown (Otherwise).....	43	0.07
0 = No (See comment above).....	58931	99.77
1 = Yes (See comment above).....	95	0.16

(STMANYR)
OTHRSTMAN

Len : 1 RC-OTHER STIMULANT - ANY PAST YEAR USE

	Freq	Pct
. = Unknown (Otherwise).....	50	0.08
0 = No.....	58434	98.92
1 = Yes.....	585	0.99

RECODED DRUG USE

NOTE: The following nine variables pertain to prescription sedative subtype use. These variables were revised starting with the 2021 NSDUH so that respondents with unknown past year use of the specific sedative subtype were coded as a system missing.

The following variable for any past year use of Zolpidem Products, RXZOLPANY, was assigned a positive response if a respondent indicated any past year use of Ambien, Ambien CR, generic zolpidem, or extended-release generic zolpidem, or past year misuse of other sedatives that contain zolpidem. A negative response was assigned if a respondent was not a past year user of prescription sedatives (SEDANYR=0) or if a respondent indicated no past year use of Ambien, Ambien CR, generic zolpidem, and extended-release generic zolpidem.

(SEDANYR)

RXZOLPANY

Len : 1 RC-ZOLPIDEM PRODUCTS - ANY PAST YEAR USE

	Freq	Pct
. = Unknown (Otherwise).....	39	0.07
0 = No (See comment above).....	58029	98.24
1 = Yes (See comment above)	1001	1.69

The following variable for any past year use of Eszopiclone Products, RXESZOANY, was assigned a positive response if a respondent indicated any past year use of Lunesta or generic eszopiclone, or past year misuse of other sedatives that contain eszopiclone. A negative response was assigned if a respondent was not a past year user of prescription sedatives (SEDANYR=0) or if a respondent indicated no past year use of Lunesta or generic eszopiclone.

(SEDANYR)

RXESZOANY

Len : 1 RC-ESZOPICLONE PRODUCTS - ANY PAST YEAR USE

	Freq	Pct
. = Unknown (Otherwise).....	33	0.06
0 = No (See comment above).....	58848	99.63
1 = Yes (See comment above)	188	0.32

The following variable for any past year use of Zaleplon Products, RXZALEANY, was assigned a positive response if a respondent indicated any past year use of Sonata or generic zaleplon, or past year misuse of other sedatives that contain zaleplon. A negative response was assigned if a respondent was not a past year user of prescription sedatives (SEDANYR=0) or if a respondent indicated no past year use of Sonata or generic zaleplon.

(SEDANYR)

RXZALEANY

Len : 1 RC-ZALEPLON PRODUCTS - ANY PAST YEAR USE

	Freq	Pct
. = Unknown (Otherwise).....	33	0.06
0 = No (See comment above).....	58975	99.84
1 = Yes (See comment above)	61	0.10

The following variable for any past year use of Benzodiazepine Sedatives, RXBZOSANY, was assigned a positive response if a respondent indicated any past year use of flurazepam [also known as Dalmane], temazepam products [Restoril, or generic temazepam], or triazolam [Halcion or generic triazolam], or past year misuse of other benzodiazepine sedatives. A negative response was assigned if a respondent was not a past year user of prescription sedatives (SEDANYR=0), if a respondent was not a past year user of any benzodiazepines (IRBZOANYR=0), or if a respondent indicated no past year use of flurazepam [also known as Dalmane], temazepam products [Restoril, and generic temazepam], and triazolam [Halcion and generic triazolam].

(IRBZOANYR, SEDANYR)

RXBZOSANY

Len : 1 RC-BENZODIAZEPINE SEDATIVES - ANY PAST YEAR USE

	Freq	Pct
. = Unknown (Otherwise).....	14	0.02
0 = No (See comment above).....	58753	99.47
1 = Yes (See comment above)	302	0.51

The following variable for any past year use of Triazolam Products, RXTRIAANY, was assigned a positive response if a respondent indicated any past year use of Halcion, or generic triazolam, or past year misuse of other sedatives that contain tirazolam. A negative response was assigned if a respondent was not a past year user of prescription sedatives (SEDANYR=0), if a respondent was not a past year user of any benzodiazepines (IRBZOANYR=0), or if a respondent indicated no past year use of Halcion and generic triazolam.

(IRBZOANYR, SEDANYR)

RXTRIAANY

Len : 1 RC-TRIAZOLAM PRODUCTS - ANY PAST YEAR USE

	Freq	Pct
. = Unknown (Otherwise).....	14	0.02
0 = No (See comment above).....	58892	99.70
1 = Yes (See comment above)	163	0.28

RECODED DRUG USE

The following variable for any past year use of Temazepam Products, RXTEMAANY, was assigned a positive response if a respondent indicated any past year use of Restoril, or generic temazepam, or past year misuse of other sedatives that contain temazepam. A negative response was assigned if a respondent was not a past year user of prescription sedatives (SEDANYR=0), if a respondent was not a past year user of any benzodiazepines (IRBZOANYR=0), or if a respondent indicated no past year use of Restoril and generic temazepam.

(IRBZOANYR, SEDANYR)

<u>RXTEMAANY</u>	Len : 1	RC-TEMAZEPAM PRODUCTS - ANY PAST YEAR USE		
	.	= Unknown (Otherwise).....	Freq	Pct
	0	= No (See comment above).....	14	0.02
	1	= Yes (See comment above).....	58929	99.76
			126	0.21

The following variable for any past year use of Flurazepam, RXFLURANY, was assigned a positive response if a respondent indicated any past year use of flurazepam [also known as Dalmane], or past year misuse of other sedatives that contain flurazepam. A negative response was assigned if a respondent was not a past year user of prescription sedatives (SEDANYR=0), if a respondent was not a past year user of any benzodiazepines (IRBZOANYR=0), or if a respondent indicated no past year use of flurazepam [also known as Dalmane].

(IRBZOANYR, SEDANYR)

<u>RXFLURANY</u>	Len : 1	RC-FLURAZEPAM PRODUCTS - ANY PAST YEAR USE		
	.	= Unknown (Otherwise).....	Freq	Pct
	0	= No (See comment above).....	14	0.02
	1	= Yes (See comment above).....	59025	99.93
			30	0.05

The following variable for any past year use of Barbiturates, RXBARBANY, was assigned a positive response if a respondent indicated any past year use of Butisol, Seconal, or phenobarbital, or past year misuse of other barbiturates. A negative response was assigned if a respondent was not a past year user of prescription sedatives (SEDANYR=0) or if a respondent indicated no past year use of Butisol, Seconal, and phenobarbita.

(SEDANYR)

<u>RXBARBANY</u>	Len : 1	RC-BARBITUATES - ANY PAST YEAR USE		
	.	= Unknown (Otherwise).....	Freq	Pct
	0	= No (See comment above).....	32	0.05
	1	= Yes (See comment above).....	58906	99.72
			131	0.22

(SEDANYR)

<u>OTHRSEDANY</u>	Len : 1	RC-OTHER SEDATIVE - ANY PAST YEAR USE		
	.	= Unknown (Otherwise).....	Freq	Pct
	0	= No.....	27	0.05
	1	= Yes.....	57785	97.83
			1257	2.13

NOTE: The following 12 variables pertain to prescription pain reliever subtype misuse. These variables were revised starting with the 2021 NSDUH so that respondents with unknown past year misuse of the specific pain reliever subtype were coded as a system missing.

The following variable for past year misuse of Hydrocodone Products, RXHYDCMIS, was assigned a positive response if a respondent indicated past year misuse of Vicodin, Lortab, Norco, Zohydro ER, generic hydrocodone, or other pain relievers that contain hydrocodone. A negative response was assigned if a respondent was not a past year misuser of prescription pain relievers (PNRNMYR=0) or if a respondent indicated no past year misuse of Vicodin, Lortab, Norco, Zohydro ER, and generic hydrocodone.

(PNRNMYR)

<u>RXHYDCMIS</u>	Len : 1	RC-HYDROCODONE PRODUCTS - PAST YEAR MISUSE		
	.	= Unknown (Otherwise).....	Freq	Pct
	0	= No (See comment above).....	32	0.05
	1	= Yes (See comment above).....	58285	98.67
			752	1.27

(PNRNMYR)

<u>RXZOHYMIS</u>	Len : 1	RC-ZOHYDRO ER - PAST YEAR MISUSE		
	.	= Unknown (Otherwise).....	Freq	Pct
	0	= No.....	27	0.05
	1	= Yes.....	59033	99.94
			9	0.02

RECODED DRUG USE

The following variable for past year misuse of Oxycodone Products, RXOXCOMIS, was assigned a positive response if a respondent indicated past year misuse of OxyContin (OXYCENNMYR=1), Percocet, Percodan, Roxicodone, generic oxycodone, or other pain relievers that contain oxycodone. A negative response was assigned if a respondent was not a past year misuser of prescription pain relievers (PNRNMYR=0) or if a respondent indicated no past year misuse of OxyContin (OXYCENNMYR=0), Percocet, Percodan, Roxicodone, and generic oxycodone.

(OXYCENNMYR, PNRNMYR)

[RXOXCOMIS](#)

Len : 1 RC-OXYCODONE PRODUCTS - PAST YEAR MISUSE

	Freq	Pct
. = Unknown (Otherwise).....	36	0.06
0 = No (See comment above).....	58446	98.95
1 = Yes (See comment above).....	587	0.99

The following variable for past year misuse of Tramadol Products, RXTRAMMIS, was assigned a positive response if a respondent indicated past year misuse of Ultram, Ultram ER, Ultracet, generic tramadol, generic extended-release tramadol, or other pain relievers that contain tramadol. A negative response was assigned if a respondent was not a past year misuser of prescription pain relievers (PNRNMYR=0) or if a respondent indicated no past year misuse of Ultram, Ultram ER, Ultracet, generic tramadol, and generic extended-release tramadol.

(PNRNMYR)

[RXTRAMMIS](#)

Len : 1 RC-TRAMADOL PRODUCTS - PAST YEAR MISUSE

	Freq	Pct
. = Unknown (Otherwise).....	32	0.05
0 = No (See comment above).....	58779	99.51
1 = Yes (See comment above).....	258	0.44

The following variable for past year misuse of Codeine Products, RXCODEMIS, was assigned a positive response if a respondent indicated past year misuse of Codeine, Tylenol with Codeine 3 or 4, or other pain relievers that contain codeine. A negative response was assigned if a respondent was not a past year misuser of prescription pain relievers (PNRNMYR=0) or if a respondent indicated no past year misuse of Codeine and Tylenol with Codeine 3 or 4.

(PNRNMYR)

[RXCODEMIS](#)

Len : 1 RC-CODEINE PRODUCTS - PAST YEAR MISUSE

	Freq	Pct
. = Unknown (Otherwise).....	32	0.05
0 = No (See comment above).....	58641	99.28
1 = Yes (See comment above).....	396	0.67

The following variable for past year misuse of Morphine Products, RXMORPMIS, was assigned a positive response if a respondent indicated past year misuse of Avinza, Kadian, MS Contin, generic morphine, generic extended-release morphine, or other pain relievers that contain morphine. A negative response was assigned if a respondent was not a past year misuser of prescription pain relievers (PNRNMYR=0) or if a respondent indicated no past year misuse of Avinza, Kadian, MS Contin, generic morphine, and generic extended-release morphine.

(PNRNMYR)

[RXMORPMIS](#)

Len : 1 RC-MORPHINE PRODUCTS - PAST YEAR MISUSE

	Freq	Pct
. = Unknown (Otherwise).....	31	0.05
0 = No (See comment above).....	58959	99.81
1 = Yes (See comment above).....	79	0.13

The following variable for past year misuse of Buprenorphine Products, RXBUPRMIS, was assigned a positive response if a respondent indicated past year misuse of Suboxone, generic buprenorphine, or buprenorphine plus naloxone, or other pain relievers that contain buprenorphine. A negative response was assigned if a respondent was not a past year misuser of prescription pain relievers (PNRNMYR=0) or if a respondent indicated no past year misuse of Suboxone, or generic buprenorphine, and buprenorphine plus naloxone.

(PNRNMYR)

[RXBUPRMIS](#)

Len : 1 RC-BUPRENORPHINE PRODUCTS - PAST YEAR MISUSE

	Freq	Pct
. = Unknown (Otherwise).....	23	0.04
0 = No (See comment above).....	58912	99.73
1 = Yes (See comment above).....	134	0.23

RECODED DRUG USE

The following variable for past year misuse of Oxymorphone Products, RXOXYMMIS, was assigned a positive response if a respondent indicated past year misuse of Opana, Opana ER, generic oxymorphone, generic extended-release oxymorphone, or other pain relievers that contain oxymorphone. A negative response was assigned if a respondent was not a past year misuser of prescription pain relievers (PNRNMYR=0) or if a respondent indicated no past year misuse of Opana, Opana ER, generic oxymorphone, and generic extended-release oxymorphone.

(PNRNMYR)
RXOXYMMIS

Len : 1 RC-OXYMORPHONE PRODUCTS - PAST YEAR MISUSE

	Freq	Pct
. = Unknown (Otherwise).....	26	0.04
0 = No (See comment above).....	59011	99.90
1 = Yes (See comment above).....	32	0.05

The following variable for past year misuse of Demerol Products, RXDEMEMIS, was assigned a positive response if a respondent indicated past year misuse of Demerol, or other pain relievers that contain demerol. A negative response was assigned if a respondent was not a past year misuser of prescription pain relievers (PNRNMYR=0) or if a respondent indicated no past year misuse of Demerol.

(PNRNMYR)
RXDEMEMIS

Len : 1 RC-DEMOROL PRODUCTS - PAST YEAR MISUSE

	Freq	Pct
. = Unknown (Otherwise).....	24	0.04
0 = No (See comment above).....	59034	99.94
1 = Yes (See comment above).....	11	0.02

The following variable for past year misuse of Hydromorphone Products, RXHYDMMIS, was assigned a positive response if a respondent indicated past year misuse of Dilaudid or generic hydromorphone, Exalgo or generic extended-release hydromorphone, or other pain relievers that contain hydromorphone. A negative response was assigned if a respondent was not a past year misuser of prescription pain relievers (PNRNMYR=0) or if a respondent indicated no past year misuse of Dilaudid or generic hydromorphone and Exalgo or generic extended-release hydromorphone.ble for past year misuse of Hydromorphone Products, HYDMPDPYMU, was assigned a positive response if a respondent indicated past year misuse of Dilaudid or generic hydromorphone, Exalgo or generic extended-release hydromorphone, or other pain relievers that contain hydromorphone.

(PNRNMYR)
RXHYDMMIS

Len : 1 RC-HYDROMORPHONE PRODUCTS - PAST YEAR MISUSE

	Freq	Pct
. = Unknown (Otherwise).....	23	0.04
0 = No (See comment above).....	59017	99.91
1 = Yes (See comment above).....	29	0.05

The following variable for past year misuse of Methadone Products, RXMTDNMIS, was assigned a positive response if a respondent indicated past year misuse of Methadone, or other pain relievers that contain methadone. A negative response was assigned if a respondent was not a past year misuser of prescription pain relievers (PNRNMYR=0) or if a respondent indicated no past year misuse of Methadone.

(PNRNMYR)
RXMTDNMIS

Len : 1 RC-METHADONE PRODUCTS - PAST YEAR MISUSE

	Freq	Pct
. = Unknown (Otherwise).....	26	0.04
0 = No (See comment above).....	59000	99.88
1 = Yes (See comment above).....	43	0.07

RECODED DRUG USE

The following variable for the past year misuse of any other pain relievers, OTHRPNRMIS, was assigned a positive response if a respondent indicated past year misuse of any other pain relievers and the respondent did not report their only misuse of any other pain relievers in their write-in responses as containing the following: hydrocodone products, oxycodone products, tramadol products, codeine products, morphine products, fentanyl products, buprenorphine products, oxymorphone products, meperidine products, hydromorphone products, methadone products, or over-the-counter products. Codes for bad data, don't know, refused, and blank are not considered valid values. OTHRPNRMIS was assigned a negative response if a respondent was not a past year misuser of prescription pain relievers (PNRNMYR=0), if a respondent did not indicate past year misuse of any other pain relievers, or a respondent indicated their only misuse of any other pain relievers in their write-in responses as containing the following: hydrocodone products, oxycodone products, tramadol products, codeine products, morphine products, fentanyl products, buprenorphine products, oxymorphone products, meperidine products, hydromorphone products, methadone products, or over-the-counter products. If a respondent had a least one valid write-in value, the respondent would still be assigned a negative response even if the remaining write-in responses are blank.

(PNRNMYR)
OTHRPNRMIS

Len : 1 RC-OTHER PAIN RELIEVER PRODUCTS - PAST YEAR MISUSE

	Freq	Pct
. = Unknown (Otherwise).....	102	0.17
0 = No (See comment above).....	58849	99.63
1 = Yes (See comment above).....	118	0.20

NOTE: The following nine variables pertain to prescription tranquilizer subtype misuse. These variables were revised starting with the 2021 NSDUH so that respondents with unknown past year misuse of the specific tranquilizer subtype were coded as a system missing.

The following variable for past year misuse of Benzodiazepine Tranquilizers, RXBZOTMIS, was assigned a positive response if a respondent indicated past year misuse of alprazolam products (Xanax, Xanax XR, generic alprazolam, generic extended-release alprazolam), lorazepam products or generic lorazepam), clonazepam products, generic clonazepam), or diazepam products, generic diazepam), or other benzodiazepine tranquilizers. A negative response was assigned if a respondent was not a past year misuser of prescription tranquilizers (TRQNMYR=0), if a respondent was not a past year misuser of any benzodiazepines (IRBZONMYR=0), or if a respondent indicated no past year misuse of alprazolam products (Xanax and Xanax XR, generic alprazolam, generic extended-release alprazolam), lorazepam products (Ativan and generic lorazepam), clonazepam products (Klonopin and generic clonazepam), and diazepam products (Valium and generic diazepam).

(IRBZONMYR, TRQNMYR)
RXBZOTMIS

Len : 1 RC-BENZODIAZEPINE TRANQUILIZERS - PAST YEAR MISUSE

	Freq	Pct
. = Unknown (Otherwise).....	7	0.01
0 = No (See comment above).....	58238	98.59
1 = Yes (See comment above).....	824	1.39

The following variable for past year misuse of Alprazolam Products, RXALPRMIS, was assigned a positive response if a respondent indicated past year misuse of Xanax, Xanax XR, generic alprazolam, generic extended-release alprazolam, or other tranquilizers that contain alprazolam. A negative response was assigned if a respondent was not a past year misuser of prescription tranquilizers (TRQNMYR=0), if a respondent was not a past year misuser of any benzodiazepines (IRBZONMYR=0), or if a respondent indicated no past year misuse of Xanax, Xanax XR, generic alprazolam, and generic extended-release alprazolam.

(IRBZONMYR, TRQNMYR)
RXALPRMIS

Len : 1 RC-ALPRAZOLEM PRODUCTS - PAST YEAR MISUSE

	Freq	Pct
. = Unknown (Otherwise).....	5	0.01
0 = No (See comment above).....	58448	98.95
1 = Yes (See comment above).....	616	1.04

The following variable for past year misuse of Lorazepam Products, RXLORAMIS, was assigned a positive response if a respondent indicated past year misuse of Ativan, generic lorazepam, or other tranquilizers that contain lorazepam. A negative response was assigned if a respondent was not a past year misuser of prescription tranquilizers (TRQNMYR=0), if a respondent was not a past year misuser of any benzodiazepines (IRBZONMYR=0), or if a respondent indicated no past year misuse of Ativan and generic lorazepam.

(IRBZONMYR, TRQNMYR)
RXLORAMIS

Len : 1 RC-LORAZEPAM PRODUCTS - PAST YEAR MISUSE

	Freq	Pct
. = Unknown (Otherwise).....	5	0.01
0 = No (See comment above).....	58922	99.75
1 = Yes (See comment above).....	142	0.24

RECODED DRUG USE

The following variable for past year misuse of Clonazepam Products, RXCLONMIS, was assigned a positive response if a respondent indicated past year misuse of Klonopin, generic clonazepam, or other tranquilizers that contain clonazepam. A negative response was assigned if a respondent was not a past year misuser of prescription tranquilizers (TRQNMYR=0), if a respondent was not a past year misuser of any benzodiazepines (IRBZONMYR=0), or if a respondent indicated no past year misuse of Klonopin and generic clonazepam.

(IRBZONMYR, TRQNMYR)

RXCLONMIS

Len : 1 RC-CLONAZEPAM PRODUCTS - PAST YEAR MISUSE

	Freq	Pct
. = Unknown (Otherwise).....	7	0.01
0 = No (See comment above).....	58901	99.72
1 = Yes (See comment above).....	161	0.27

The following variable for past year misuse of Diazepam Products, RXDIAZMIS, was assigned a positive response if a respondent indicated past year misuse of Valium, generic diazepam, or other tranquilizers that contain diazepam. A negative response was assigned if a respondent was not a past year user of prescription tranquilizers (TRQNMYR=0), if a respondent was not a past year misuser of any benzodiazepines (IRBZONMYR=0), or if a respondent indicated no past year use of Valium and generic diazepam.

(IRBZONMYR, TRQNMYR)

RXDIAZMIS

Len : 1 RC-DIAZEPAM PRODUCTS - PAST YEAR MISUSE

	Freq	Pct
. = Unknown (Otherwise).....	7	0.01
0 = No (See comment above).....	58932	99.77
1 = Yes (See comment above).....	130	0.22

The following variable for past year misuse of Muscle Relaxants, RXMRLXMIS, was assigned a positive response if a respondent indicated past year misuse of cyclobenzaprine [also known as Flexeril], Soma, or other muscle relaxants. A negative response was assigned if a respondent was not a past year misuser of prescription tranquilizers (TRQNMYR=0) or if a respondent indicated no past year misuse of cyclobenzaprine [also known as Flexeril] and Soma.

(TRQNMYR)

RXMRLXMIS

Len : 1 RC-MUSCLE RELAXANTS - PAST YEAR MISUSE

	Freq	Pct
. = Unknown (Otherwise).....	10	0.02
0 = No (See comment above).....	58951	99.80
1 = Yes (See comment above).....	108	0.18

The following variable for past year misuse of Cyclobenzaprine Products, RXCYCLMIS, was assigned a positive response if a respondent indicated past year misuse of Flexeril, or other muscle relaxants that contain cyclobenzaprine. A negative response was assigned if a respondent was not a past year misuser of prescription tranquilizers (TRQNMYR=0) or if a respondent indicated no past year misuse of Flexeril.

(TRQNMYR)

RXCYCLMIS

Len : 1 RC-CYCLOBENZAPRINE PRODUCTS - PAST YEAR MISUSE

	Freq	Pct
. = Unknown (Otherwise).....	9	0.02
0 = No (See comment above).....	58973	99.84
1 = Yes (See comment above).....	87	0.15

The following variable for past year misuse of Carisoprodol Products, RXSOMAMIS, was assigned a positive response if a respondent indicated past year misuse of Soma, or other muscle relaxants that contain carisoprodol. A negative response was assigned if a respondent was not a past year misuser of prescription tranquilizers (TRQNMYR=0) or if a respondent indicated no past year misuse of Soma.

(TRQNMYR)

RXSOMAMIS

Len : 1 RC-SOMA PRODUCTS - PAST YEAR MISUSE

	Freq	Pct
. = Unknown (Otherwise).....	8	0.01
0 = No (See comment above).....	59037	99.95
1 = Yes (See comment above).....	24	0.04

RECODED DRUG USE

The following variable for the past year misuse of any other tranquilizers, OTHRTRQMIS, was assigned a positive response if a respondent indicated past year misuse of any other tranquilizers and the respondent did not report their only misuse of any other tranquilizers in their write-in responses as containing the following: benzodiazepine tranquilizers, muscle relaxants, or over-the-counter products. Codes for bad data, don't know, refused, and blank are not considered valid values. OTHRTRQMIS was assigned a negative response if a respondent was not a past year misuser of prescription tranquilizers (TRQNMYSR=0), if a respondent did not indicate past year misuse of any other tranquilizers, or a respondent indicated their only misuse of any other pain relievers in their write-in responses as containing the following: benzodiazepine tranquilizers, muscle relaxants, or over-the-counter products. If a respondent had a least one valid write-in value, the respondent would still be assigned a negative response even if the remaining write-in responses are blank.

(TRQNMYSR)
OTHRTRQMIS

Len : 1 RC-OTHER TRANQUILIZER PRODUCTS - PAST YEAR MISUSE

	Freq	Pct
. = Unknown (Otherwise).....	14	0.02
0 = No (See comment above).....	59032	99.94
1 = Yes (See comment above)	23	0.04

NOTE: The following six variables pertain to prescription stimulant subtype misuse. These variables were revised starting with the 2021 NSDUH so that respondents with unknown past year misuse of the specific stimulant subtype were coded as a system missing.

The following variable for past year misuse of Amphetamine or Methylphenidate Products, RXAMMEMIS, was assigned a positive response if a respondent indicated past year misuse of Adderall, Adderall XR, Dexedrine, Vyvanse, generic dextroamphetamine, generic amphetamine-dextroamphetamine combinations, generic extended-release amphetamine-dextroamphetamine combinations, Ritalin, Ritalin LA, Concerta, Daytrana, Metadate CD, Metadate ER, Focalin, Focalin XR, generic methylphenidate, generic extended-release methylphenidate, generic dexmethylphenidate, or generic extended-release dexmethylphenidate, or other amphetamine that are prescribed for attention-deficit/hyperactivity disorder (ADHD) or other stimulants that contain methylphenidate. A negative response was assigned if a respondent was not a past year misuser of prescription stimulants (STMNMYR=0) or if a respondent indicated no past year misuse of Adderall, Adderall XR, Dexedrine, Vyvanse, generic dextroamphetamine, generic amphetamine-dextroamphetamine combinations, generic extended-release amphetamine-dextroamphetamine combinations, Ritalin, Ritalin LA, Concerta, Daytrana, Metadate CD, Metadate ER, Focalin, Focalin XR, generic methylphenidate, generic extended-release methylphenidate, generic dexmethylphenidate, and generic extended-release dexmethylphenidate. Amphetamine and methylphenidate products are primarily prescribed for the treatment of attention-deficit/hyperactivity disorder (ADHD). Vyvanse® is included with amphetamine products because its active ingredient (lisdexamfetamine) is metabolized to dextroamphetamine.

(STMNMYR)
RXAMMEMIS

Len : 1 RC-AMPHETAMINE OR METHYLPHENIDATE PRODS - PAST YEAR MISUSE

	Freq	Pct
. = Unknown (Otherwise).....	11	0.02
0 = No (See comment above).....	57953	98.11
1 = Yes (See comment above)	1105	1.87

The following variable for past year misuse of Amphetamine Products, RXAMPHMIS, was assigned a positive response if a respondent indicated past year misuse of Adderall, Adderall XR, Dexedrine, Vyvanse, generic dextroamphetamine, generic amphetamine-dextroamphetamine combinations, generic extended-release amphetamine-dextroamphetamine combinations, or other amphetamines that are prescribed for attention-deficit/hyperactivity disorder (ADHD). A negative response was assigned if a respondent was not a past year misuser of prescription stimulants (STMNMYR=0) or if a respondent indicated no past year misuse of Adderall, Adderall XR, Dexedrine, Vyvanse, generic dextroamphetamine, generic amphetamine-dextroamphetamine combinations, and generic extended-release amphetamine-dextroamphetamine combinations. Amphetamines are primarily prescribed for the treatment of attention-deficit/hyperactivity disorder (ADHD). Vyvanse® is included with amphetamine products because its active ingredient (lisdexamfetamine) is metabolized to dextroamphetamine.

(STMNMYR)
RXAMPHMIS

Len : 1 RC-AMPHETAMINE - PAST YEAR MISUSE

	Freq	Pct
. = Unknown (Otherwise).....	12	0.02
0 = No (See comment above).....	58042	98.26
1 = Yes (See comment above)	1015	1.72

RECORDED DRUG USE

The following variable for past year misuse of Methylphenidate Products, RXMTHPMIS, was assigned a positive response if a respondent indicated past year misuse of Ritalin, Ritalin LA, Concerta, Daytrana, Metadate CD, Metadate ER, Focalin, Focalin XR, generic methylphenidate, generic extended-release methylphenidate, generic dexamethylphenidate, generic extended-release dexamethylphenidate, or other stimulants that contain methylphenidate. A negative response was assigned if a respondent was not a past year misuser of prescription stimulants (STMNMYR=0) or if a respondent indicated no past year misuse of Ritalin, Ritalin LA, Concerta, Daytrana, Metadate CD, Metadate ER, Focalin, Focalin XR, generic methylphenidate, generic extended-release methylphenidate, generic dexamethylphenidate, and generic extended-release dexamethylphenidate.

(STMNMYR)
RXMTHPMIS

Len : 1	RC-METHYLPHENIDATE PRODUCTS - PAST YEAR MISUSE		
.	= Unknown (Otherwise).....	Freq	Pct
		10	0.02
0	= No (See comment above).....	58864	99.65
1	= Yes (See comment above)	195	0.33

The following variable for past year misuse of Anorectic, benzphetamine, Tenuate, diethylpropion, phendimetrazine, phentermine, or other stimulants that are prescribed for weight loss. A negative response was assigned if a respondent was not a past year misuser of prescription stimulants (STMNMYR=0) or if a respondent indicated no past year misuse of Didrex, benzphetamine, Tenuate, diethylpropion, phendimetrazine, and phentermine.

(STMNMYR)
RXANORMIS

Len : 1	RC-ANORECTIC STIMULANTS - PAST YEAR MISUSE		
.	= Unknown (Otherwise).....	Freq	Pct
		6	0.01
0	= No (See comment above).....	59023	99.92
1	= Yes (See comment above)	40	0.07

The following variable for past year misuse of Provigil Products, RXPROVMIS, was assigned a positive response if a respondent indicated past year misuse of Provigil, or other stimulants that contain Provigil. A negative response was assigned if a respondent was not a past year misuser of prescription stimulants (STMNMYR=0) or if a respondent indicated no past year misuse of Provigil.

(STMNMYR)
RXPROVMIS

Len : 1	RC-PROVIGIL PRODUCTS- PAST YEAR MISUSE		
.	= Unknown (Otherwise).....	Freq	Pct
		4	0.01
0	= No (See comment above).....	59046	99.96
1	= Yes (See comment above)	19	0.03

The following variable for the past year misuse of any other stimulants, OTHRSTMMIS, was assigned a positive response if a respondent indicated past year misuse of any other stimulants and the respondent did not report their only misuse of any other stimulants in their write-in responses as containing the following: amphetamine or methylphenidate products, anorectic (weight-loss) stimulants, modafinil products, or over-the-counter products. Codes for bad data, don't know, refused, and blank are not considered valid values. OTHRSTMMIS was assigned a negative response if a respondent was not a past year misuser of prescription stimulants (STMNMYR=0), if a respondent did not indicate past year misuse of any other stimulants, or a respondent indicated their only misuse of any other pain relievers in their write-in responses as containing the following: amphetamine or methylphenidate products, anorectic (weight-loss) stimulants, modafinil products, or over-the-counter products. If a respondent had a least one valid write-in value, the respondent would still be assigned a negative response even if the remaining write-in responses are blank.

(STMNMYR)
OTHRSTMMIS

Len : 1	RC-OTHER STIMULANT PRODUCTS - PAST YEAR MISUSE		
.	= Unknown (Otherwise).....	Freq	Pct
		22	0.04
0	= No (See comment above).....	59037	99.95
1	= Yes (See comment above)	10	0.02

RECODED DRUG USE

NOTE: The following nine variables pertain to prescription sedative subtype misuse. These variables were revised starting with the 2021 NSDUH so that respondents with unknown past year misuse of the specific sedative subtype were coded as a system missing.

The following variable for past year misuse of Zolpidem Products, RXZOLPMIS, was assigned a positive response if a respondent indicated past year misuse of Ambien, Ambien CR, generic zolpidem, extended-release generic zolpidem, or other sedatives that contain. A negative response was assigned if a respondent was not a past year misuser of prescription sedatives (SEDNMYR=0) or if a respondent indicated no past year misuse of Ambien, Ambien CR, generic zolpidem, and extended-release generic zolpidem.

(SEDNMYR)
RXZOLPMIS

Len : 1	RC-ZOLPIDEM PRODUCTS - PAST YEAR MISUSE		
.	= Unknown (Otherwise).....	Freq	Pct
0	= No (See comment above).....	1	0.00
0	= No (See comment above).....	58977	99.84
1	= Yes (See comment above)	91	0.15

The following variable for past year misuse of Eszopiclone Products, RXESZOMIS, was assigned a positive response if a respondent indicated past year misuse of Lunesta or generic eszopiclone, or other sedatives that contain eszopiclone. A negative response was assigned if a respondent was not a past year misuser of prescription sedatives (SEDNMYR=0) or if a respondent indicated no past year misuse of Lunesta or generic eszopiclone.

(SEDNMYR)
RXESZOMIS

Len : 1	RC-ESZOPICLONE PRODUCTS - PAST YEAR MISUSE		
0	= No (See comment above).....	Freq	Pct
0	= No (See comment above).....	59058	99.98
1	= Yes (See comment above)	11	0.02

Note: The following variable for the past year misuse of any other sedatives, OTHRSEDMIS2, is based on the edited variable for the misuse of any other sedatives as well as the write-in data for the specific other sedatives that respondents specified that they misused in the past year. OTHRSEDMIS2 was assigned a positive response if a respondent indicated past year misuse of any other sedatives and the respondent did not report their only misuse of any other sedatives in their write-in responses as containing the following: zolpidem products, eszopiclone products, benzodiazepine sedatives, barbiturates, or over-the-counter products. OTHRSEDMIS2 was assigned a negative response if a respondent was not a past year misuser of prescription sedatives (SEDNMYR=0), if a respondent did not indicate past year misuse of any other sedatives, or a respondent indicated their only misuse of any other sedatives in their write-in responses as containing the following: zolpidem products, eszopiclone products, benzodiazepine sedatives, barbiturates, or over-the-counter products.

(SEDNMYR)
OTHRSEDMIS2

Len : 1	RC-OTHER SEDATIVE PRODUCTS - PAST YEAR MISUSE		
.	= Unknown (Otherwise).....	Freq	Pct
0	= No (See comment above).....	20	0.03
0	= No (See comment above).....	59006	99.89
1	= Yes (See comment above)	43	0.07

The following variable for past year misuse of Benzodiazepine Sedatives, RXBZOSMIS, was assigned a positive response if a respondent indicated past year misuse of flurazepam [also known as Dalmane], temazepam products [Restoril or generic temazepam], or triazolam [Halcion, generic triazolam], or other benzodiazepine sedatives. A negative response was assigned if a respondent was not a past year user of prescription sedatives (SEDNMYR=0), if a respondent was not a past year user of any benzodiazepines (IRBZONMYR=0), or if a respondent indicated no past year use of flurazepam [also known as Dalmane], temazepam products [Restoril and generic temazepam], and triazolam [Halcion and generic triazolam].

(IRBZONMYR, SEDNMYR)
RXBZOSMIS

Len : 1	RC-BENZODIAZEPINE SEDATIVES - PAST YEAR MISUSE		
.	= Unknown (Otherwise).....	Freq	Pct
0	= No (See comment above).....	1	0.00
0	= No (See comment above).....	59048	99.96
1	= Yes (See comment above)	20	0.03

The following variable for past year misuse of Barbiturates, RXBARBMIS, was assigned a positive response if a respondent indicated past year misuse of Butisol, Seconal, phenobarbital, or other specific write-in barbiturates. A negative response was assigned if a respondent was not a past year misuser of prescription sedatives (SEDNMYR=0) or if a respondent indicated no past year misuse of Butisol, Seconal, and phenobarbital.

(SEDNMYR)
RXBARBMIS

Len : 1	RC-BARBITURATES - PAST YEAR MISUSE		
.	= Unknown (Otherwise).....	Freq	Pct
0	= No (See comment above).....	2	0.00
0	= No (See comment above).....	59057	99.98
1	= Yes (See comment above)	10	0.02

RECODED DRUG USE

(IRALCFY)
ALCYDAYS

Len : 1 RC-# OF DAYS USED ALCOHOL IN PAST YEAR

	Freq	Pct
1 = 1-11 Days (IRALCFY=1-11).....	8314	14.08
2 = 12-49 Days (IRALCFY=12-49).....	9763	16.53
3 = 50-99 Days (IRALCFY=50-99).....	5204	8.81
4 = 100-299 Days (IRALCFY=100-299).....	9827	16.64
5 = 300-365 Days (IRALCFY=300-365).....	1770	3.00
6 = Non User or No Past Year Use (IRALCFY=991,993).....	24191	40.95

(IRMJFY)
MRJYDAYS

Len : 1 RC-# OF DAYS USED MARIJUANA IN PAST YEAR

	Freq	Pct
1 = 1-11 Days (IRMJFY=1-11).....	3777	6.39
2 = 12-49 Days (IRMJFY=12-49).....	2354	3.99
3 = 50-99 Days (IRMJFY=50-99).....	1237	2.09
4 = 100-299 Days (IRMJFY=100-299).....	3428	5.80
5 = 300-365 Days (IRMJFY=300-365).....	3475	5.88
6 = Non User or No Past Year Use (IRMJFY=991,993).....	44798	75.84

(IRCOCFY)
COCYDAYS

Len : 1 RC-# OF DAYS USED COCAINE IN PAST YEAR

	Freq	Pct
1 = 1-11 Days (IRCOCFY=1-11).....	682	1.15
2 = 12-49 Days (IRCOCFY=12-49).....	211	0.36
3 = 50-99 Days (IRCOCFY=50-99).....	82	0.14
4 = 100-299 Days (IRCOCFY=100-299).....	150	0.25
5 = 300-365 Days (IRCOCFY=300-365).....	34	0.06
6 = Non User or No Past Year Use (IRCOCFY=991,993).....	57910	98.04

(IRCRKFY)
CRKYDAYS

Len : 1 RC-# OF DAYS USED CRACK IN PAST YEAR

	Freq	Pct
1 = 1-11 Days (IRCRKFY=1-11).....	52	0.09
2 = 12-49 Days (IRCRKFY=12-49).....	33	0.06
3 = 50-99 Days (IRCRKFY=50-99).....	21	0.04
4 = 100-299 Days (IRCRKFY=100-299).....	52	0.09
5 = 300-365 Days (IRCRKFY=300-365).....	16	0.03
6 = Non User or No Past Year Use (IRCRKFY=991,993).....	58895	99.71

(IRHERFY)
HERYDAYS

Len : 1 RC-# OF DAYS USED HEROIN IN PAST YEAR

	Freq	Pct
1 = 1-11 Days (IRHERFY=1-11).....	39	0.07
2 = 12-49 Days (IRHERFY=12-49).....	19	0.03
3 = 50-99 Days (IRHERFY=50-99).....	23	0.04
4 = 100-299 Days (IRHERFY=100-299).....	62	0.10
5 = 300-365 Days (IRHERFY=300-365).....	51	0.09
6 = Non User or No Past Year Use (IRHERFY=991,993).....	58875	99.67

(IRHALLUCYFQ)
HALLNDAYYR

Len : 1 RC-# OF DAYS USED HALLUCINOGENS IN PAST YEAR

	Freq	Pct
1 = 1-11 Days (IRHALLUCYFQ=1-11).....	1726	2.92
2 = 12-49 Days (IRHALLUCYFQ=12-49).....	320	0.54
3 = 50-99 Days (IRHALLUCYFQ=50-99).....	106	0.18
4 = 100-299 Days (IRHALLUCYFQ=100-299).....	77	0.13
5 = 300-365 Days (IRHALLUCYFQ=300-365).....	14	0.02
6 = Non User or No Past Year Use (IRHALLUCYFQ=991,993).....	56826	96.20

RECORDED DRUG USE

(IRINHLYFQ)
INHNDAYR

Len : 1 RC-# OF DAYS USED INHALANTS IN PAST YEAR

	Freq	Pct
1 = 1-11 Days (IRINHLYFQ=1-11).....	442	0.75
2 = 12-49 Days (IRINHLYFQ=12-49).....	149	0.25
3 = 50-99 Days (IRINHLYFQ=50-99).....	49	0.08
4 = 100-299 Days (IRINHLYFQ=100-299).....	76	0.13
5 = 300-365 Days (IRINHLYFQ=300-365).....	4	0.01
6 = Non User or No Past Year Use (IRINHLYFQ=991,993).....	58349	98.78

(IRMETHAMYFQ)
METHNDAYR

Len : 1 RC-# OF DAYS USED METHAMPHETAMINE IN PAST YEAR

	Freq	Pct
1 = 1-11 Days (IRMETHAMYFQ=1-11).....	88	0.15
2 = 12-49 Days (IRMETHAMYFQ=12-49).....	79	0.13
3 = 50-99 Days (IRMETHAMYFQ=50-99).....	54	0.09
4 = 100-299 Days (IRMETHAMYFQ=100-299).....	176	0.30
5 = 300-365 Days (IRMETHAMYFQ=300-365).....	117	0.20
6 = Non User or No Past Year Use (IRMETHAMYFQ=991,993).....	58555	99.13

(IRCIGFM)
CIGMDAYS

Len : 1 RC-# OF DAYS USED CIGARETTES IN PAST MONTH

	Freq	Pct
1 = 1-2 Days (IRCIGFM=1-2).....	1103	1.87
2 = 3-5 Days (IRCIGFM=3-5).....	715	1.21
3 = 6-19 Days (IRCIGFM=6-19).....	894	1.51
4 = 20-29 Days (IRCIGFM=20-29).....	716	1.21
5 = 30 Days (IRCIGFM=30).....	3787	6.41
6 = Non User or No Past Month Use (IRCIGFM=91,93).....	51854	87.79

(IRCGRFM)
CGRMDAYS

Len : 1 RC-# OF DAYS USED CIGARS IN PAST MONTH

	Freq	Pct
1 = 1-2 Days (IRCGRFM=1-2).....	908	1.54
2 = 3-5 Days (IRCGRFM=3-5).....	404	0.68
3 = 6-19 Days (IRCGRFM=6-19).....	379	0.64
4 = 20-30 Days (IRCGRFM=20-30).....	444	0.75
5 = Non User or No Past Month Use (IRCGRFM=91,93).....	56934	96.39

(IRSMKLSS30N)
SMKLSMDAYS

Len : 1 RC-# OF DAYS USED SMOKELESS TOBACCO IN PAST MONTH

	Freq	Pct
1 = 1-2 Days (IRSMKLSS30N=1-2).....	222	0.38
2 = 3-5 Days (IRSMKLSS30N=3-5).....	159	0.27
3 = 6-19 Days (IRSMKLSS30N=6-19).....	196	0.33
4 = 20-30 Days (IRSMKLSS30N=20-30).....	628	1.06
5 = Non User or No Past Month Use (IRSMKLSS30N=91,93).....	57864	97.96

(IRNICVAP30N)
NICVPMDAYS

Len : 1 RC-# OF DAYS VAPED NICOTINE IN PAST MONTH

	Freq	Pct
1 = 1-2 Days (IRNICVAP30N=1-2).....	1050	1.78
2 = 3-5 Days (IRNICVAP30N=3-5).....	884	1.50
3 = 6-19 Days (IRNICVAP30N=6-19).....	1197	2.03
4 = 20-30 Days (IRNICVAP30N=20-30).....	3635	6.15
5 = Non User or No Past Month Use (IRNICVAP30N=91,93).....	52303	88.55

(IRALCFM)
ALCMDAYS

Len : 1 RC-# OF DAYS USED ALCOHOL IN PAST MONTH

	Freq	Pct
1 = 1-2 Days (IRALCFM=1-2).....	8336	14.11
2 = 3-5 Days (IRALCFM=3-5).....	7097	12.01
3 = 6-19 Days (IRALCFM=6-19).....	7590	12.85
4 = 20-30 Days (IRALCFM=20-30).....	3402	5.76
5 = Non User or No Past Month Use (IRALCFM=91,93).....	32644	55.26

RECORDED DRUG USE

(IRMJFM)
MRJMDAYS

Len : 1 RC-# OF DAYS USED MARIJUANA IN PAST MONTH

	Freq	Pct
1 = 1-2 Days (IRMJFM=1-2).....	1917	3.25
2 = 3-5 Days (IRMJFM=3-5).....	1347	2.28
3 = 6-19 Days (IRMJFM=6-19).....	1842	3.12
4 = 20-30 Days (IRMJFM=20-30).....	4624	7.83
5 = Non User or No Past Month Use (IRMJFM=91,93).....	49339	83.53

(IRCOCFM)
COCMDAYS

Len : 1 RC-# OF DAYS USED COCAINE IN PAST MONTH

	Freq	Pct
1 = 1-2 Days (IRCOCFM=1-2).....	211	0.36
2 = 3-5 Days (IRCOCFM=3-5).....	80	0.14
3 = 6-19 Days (IRCOCFM=6-19).....	85	0.14
4 = 20-30 Days (IRCOCFM=20-30).....	45	0.08
5 = Non User or No Past Month Use (IRCOCFM=91,93).....	58648	99.29

(IRCRKFM)
CRKMDAYS

Len : 1 RC-# OF DAYS USED CRACK IN PAST MONTH

	Freq	Pct
1 = 1-2 Days (IRCRKFM=1-2).....	22	0.04
2 = 3-5 Days (IRCRKFM=3-5).....	17	0.03
3 = 6-19 Days (IRCRKFM=6-19).....	27	0.05
4 = 20-30 Days (IRCRKFM=20-30).....	29	0.05
5 = Non User or No Past Month Use (IRCRKFM=91,93).....	58974	99.84

(IRHERFM)
HERMDAYS

Len : 1 RC-# OF DAYS USED HEROIN IN PAST MONTH

	Freq	Pct
1 = 1-2 Days (IRHERFM=1-2).....	10	0.02
2 = 3-5 Days (IRHERFM=3-5).....	15	0.03
3 = 6-19 Days (IRHERFM=6-19).....	25	0.04
4 = 20-30 Days (IRHERFM=20-30).....	72	0.12
5 = Non User or No Past Month Use (IRHERFM=91,93).....	58947	99.79

(IRHALLUC30N)
HALLNDAYPM

Len : 1 RC-# OF DAYS USED HALLUCINOGENS IN PAST MONTH

	Freq	Pct
1 = 1-2 Days (IRHALLUC30N=1-2).....	451	0.76
2 = 3-5 Days (IRHALLUC30N=3-5).....	97	0.16
3 = 6-19 Days (IRHALLUC30N=6-19).....	43	0.07
4 = 20-30 Days (IRHALLUC30N=20-30).....	15	0.03
5 = Non User or No Past Month Use (IRHALLUC30N=91,93).....	58463	98.97

(IRINHAL30N)
INHNDAYPM

Len : 1 RC-# OF DAYS USED INHALANTS IN PAST MONTH

	Freq	Pct
1 = 1-2 Days (IRINHAL30N=1-2).....	140	0.24
2 = 3-5 Days (IRINHAL30N=3-5).....	61	0.10
3 = 6-19 Days (IRINHAL30N=6-19).....	44	0.07
4 = 20-30 Days (IRINHAL30N=20-30).....	11	0.02
5 = Non User or No Past Month Use (IRINHAL30N=91,93).....	58813	99.57

(IRMETHAM30N)
METHNDAYPM

Len : 1 RC-# OF DAYS USED METHAMPHETAMINE IN PAST MONTH

	Freq	Pct
1 = 1-2 Days (IRMETHAM30N=1-2).....	32	0.05
2 = 3-5 Days (IRMETHAM30N=3-5).....	27	0.05
3 = 6-19 Days (IRMETHAM30N=6-19).....	80	0.14
4 = 20-30 Days (IRMETHAM30N=20-30).....	168	0.28
5 = Non User or No Past Month Use (IRMETHAM30N=91,93).....	58762	99.48

RECODED DRUG USE

(IRPNRNM30FQ)
PNRNDAYPM

Len : 1 RC-# OF DAYS MISUSED PAIN RELIEVERS IN PAST MONTH

	Freq	Pct
1 = 1-2 Days (IRPNRNM30FQ=1-2).....	208	0.35
2 = 3-5 Days (IRPNRNM30FQ=3-5).....	123	0.21
3 = 6-19 Days (IRPNRNM30FQ=6-19).....	106	0.18
4 = 20-30 Days (IRPNRNM30FQ=20-30).....	64	0.11
5 = Non User or No Past Month Misuse (IRPNRNM30FQ=91,93).....	58568	99.15

(IRTRQNM30FQ)
TRQNDAYPM

Len : 1 RC-# OF DAYS MISUSED TRANQUILIZERS IN PAST MONTH

	Freq	Pct
1 = 1-2 Days (IRTRQNM30FQ=1-2).....	149	0.25
2 = 3-5 Days (IRTRQNM30FQ=3-5).....	57	0.10
3 = 6-19 Days (IRTRQNM30FQ=6-19).....	46	0.08
4 = 20-30 Days (IRTRQNM30FQ=20-30).....	25	0.04
5 = Non User or No Past Month Misuse (IRTRQNM30FQ=91,93).....	58792	99.53

(IRSTMNM30FQ)
STMNDAYPM

Len : 1 RC-# OF DAYS MISUSED STIMULANTS IN PAST MONTH

	Freq	Pct
1 = 1-2 Days (IRSTMNM30FQ=1-2).....	162	0.27
2 = 3-5 Days (IRSTMNM30FQ=3-5).....	94	0.16
3 = 6-19 Days (IRSTMNM30FQ=6-19).....	61	0.10
4 = 20-30 Days (IRSTMNM30FQ=20-30).....	32	0.05
5 = Non User or No Past Month Misuse (IRSTMNM30FQ=91,93).....	58720	99.41

(IRSEDNM30FQ)
SEDNDAYPM

Len : 1 RC-# OF DAYS MISUSED SEDATIVES IN PAST MONTH

	Freq	Pct
1 = 1-2 Days (IRSEDNM30FQ=1-2).....	20	0.03
2 = 3-5 Days (IRSEDNM30FQ=3-5).....	17	0.03
3 = 6-19 Days (IRSEDNM30FQ=6-19).....	11	0.02
4 = 20-30 Days (IRSEDNM30FQ=20-30).....	5	0.01
5 = Non User or No Past Month Misuse (IRSEDNM30FQ=91,93).....	59016	99.91

(IRALCBNG30D)
BNGDRMDAYS

Len : 1 RC-# OF DAYS BINGE USED ALCOHOL IN PAST MONTH

	Freq	Pct
1 = 1-2 Days (IRALCBNG30D=1-2).....	7174	12.15
2 = 3-5 Days (IRALCBNG30D=3-5).....	3221	5.45
3 = 6-19 Days (IRALCBNG30D=6-19).....	1877	3.18
4 = 20-30 Days (IRALCBNG30D=20-30).....	537	0.91
5 = Non User or No Past Month Use (IRALCBNG30D=91,93).....	46260	78.32

(CIG30AV, IRCIGFM)
CIGPDAY

Len : 1 RC-# OF CIGARETTES SMOKED PER DAY AMONG DAILY SMOKERS

	Freq	Pct
1 = Fewer Than 6 (CIG30AV=1,2,3 and IRCIGFM=30).....	863	1.46
2 = 6-15 (CIG30AV=4 and IRCIGFM=30).....	1567	2.65
3 = 16-25 (CIG30AV=5 and IRCIGFM=30).....	1067	1.81
4 = 26 or More (CIG30AV=6,7 and IRCIGFM=30).....	288	0.49
5 = Not Reported (CIG30AV=85,94,97,98 and IRCIGFM=30).....	2	0.00
6 = No Daily Use (CIG30AV=91,93 or IRCIGFM=1-29,91,93).....	55282	93.59

(CIGPDAY)
CIG1PACK

Len : 1 RC-SMKED 1+ PCK OF CIGS PER DAY AMNG DLY SMKERS (1/0)

	Freq	Pct
. = No daily use/not reported (CIGPDAY=5,6).....	55284	93.59
0 = Smoked <1 pack per day (CIGPDAY=1,2).....	2430	4.11
1 = Smoked 1+ pack per day (CIGPDAY=3,4).....	1355	2.29

RECODED DRUG USE

The following variable, CIGAVGD, was defined as the midpoint of the range the respondent reported as the average number of cigarettes smoked per day on the days cigarettes were smoked in the past month (CIG30AV).

(CIG30AV)
CIGAVGD

Len : 4	RC-AVG NUMBER OF CIGARETTES SMOKED PER DAY		
		Freq	Pct
.	= Not Used/Unknown (Otherwise).....	51871	87.81
0.5	= Less than 1 cigarette (CIG30AV=1).....	839	1.42
1	= 1 cigarette (CIG30AV=2).....	925	1.57
3.5	= 2 to 5 cigarettes (CIG30AV=3).....	1925	3.26
10.5	= 6 to 15 cigarettes (CIG30AV=4).....	1945	3.29
20.5	= 16 to 25 cigarettes (CIG30AV=5).....	1203	2.04
30.5	= 26 to 35 cigarettes (CIG30AV=6).....	245	0.41
50	= More than 35 cigarettes (CIG30AV=7).....	116	0.20

The following variable, CIGAVGM, was defined as the product of the number of days a user smoked cigarettes in the past month (IRCIGFM) and the average number of cigarettes smoked per day on the days cigarettes were smoked in the past month (CIGAVGD).

(CIGAVGD, IRCIGFM)
CIGAVGM

Len : 6	RC-NUMBER OF CIGARETTES SMOKED PER USER IN PAST MONTH		
		Freq	Pct
	RANGE = 0.5 - 1500.....	7198	12.19
.	= Not Used/Unknown (CIGAVGD=, or IRCIGFM=91,93).....	51871	87.81

The following variable, ALCNUMDKPM, was defined as the product of the number of days a user consumed alcohol in the past month (IRALCFM) and the average number of drinks consumed per day on the days alcohol was used in the past month (ALCUS30D). A value of missing was assigned whenever a respondent said that they had not used alcohol in the past month (IRALCFM=91, 93 or ALCUS30D=991, 993) or the average number of drinks consumed per day on the days alcohol was used in the past month was unknown (ALCUS30D=985, 994, 997, 998) or logically assigned to 5 or more (ALCUS30D=975).

(ALCUS30D, IRALCFM)
ALCNUMDKPM

Len : 4	RC-NUMBER OF ALC BEVS DRANK PER USER IN PAST MONTH		
		Freq	Pct
	RANGE = 1 - 2700.....	24745	41.89
.	= Not Used/Unknown (See comment above).....	34324	58.11

(IRCIGAGE)
FUCIG18

Len : 1	RC-FIRST USED CIGARETTES PRIOR TO AGE 18		
		Freq	Pct
1	= Yes (IRCIGAGE<18).....	16369	27.71
2	= No (IRCIGAGE>=18).....	42700	72.29

(IRCIGAGE)
FUCIG21

Len : 1	RC-FIRST USED CIGARETTES PRIOR TO AGE 21		
		Freq	Pct
1	= Yes (IRCIGAGE<21).....	22279	37.72
2	= No (IRCIGAGE>=21).....	36790	62.28

(IRCDUAGE)
FUCD218

Len : 1	RC-FIRST USED CIGARETTES DAILY PRIOR TO AGE 18		
		Freq	Pct
1	= Yes (IRCDUAGE<18).....	5860	9.92
2	= No (IRCDUAGE>=18).....	53209	90.08

(IRCDUAGE)
FUCD221

Len : 1	RC-FIRST USED CIGARETTES DAILY PRIOR TO AGE 21		
		Freq	Pct
1	= Yes (IRCDUAGE<21).....	10199	17.27
2	= No (IRCDUAGE>=21).....	48870	82.73

(IRCGRAGE)
FUCGR18

Len : 1	RC-FIRST USED CIGARS PRIOR TO AGE 18		
		Freq	Pct
1	= Yes (IRCGRAGE<18).....	4434	7.51
2	= No (IRCGRAGE>=18).....	54635	92.49

RECODED DRUG USE

(IRCGRAGE)
FUCGR21

Len : 1	RC-FIRST USED CIGARS PRIOR TO AGE 21		
		Freq	Pct
1 = Yes (IRCGRAGE<21).....		9301	15.75
2 = No (IRCGRAGE>=21).....		49768	84.25

(IRSMKLSSTRY)
FUSMKLSS18

Len : 1	RC-FIRST USED SMOKELESS TOBACCO PRIOR TO AGE 18		
		Freq	Pct
1 = Yes (IRSMKLSSTRY<18).....		3536	5.99
2 = No (IRSMKLSSTRY>=18).....		55533	94.01

(IRSMKLSSTRY)
FUSMKLSS21

Len : 1	RC-FIRST USED SMOKELESS TOBACCO PRIOR TO AGE 21		
		Freq	Pct
1 = Yes (IRSMKLSSTRY<21).....		5388	9.12
2 = No (IRSMKLSSTRY>=21).....		53681	90.88

(IRNICVAPAGE)
FUNICVAP18

Len : 1	RC-FIRST VAPED NICOTINE PRIOR TO AGE 18		
		Freq	Pct
1 = Yes (IRNICVAPAGE<18).....		5924	10.03
2 = No (IRNICVAPAGE>=18).....		53145	89.97

(IRNICVAPAGE)
FUNICVAP21

Len : 1	RC-FIRST VAPED NICOTINE PRIOR TO AGE 21		
		Freq	Pct
1 = Yes (IRNICVAPAGE<21).....		9275	15.70
2 = No (IRNICVAPAGE>=21).....		49794	84.30

(IRALCAGE)
FUALC18

Len : 1	RC-FIRST USED ALCOHOL PRIOR TO AGE 18		
		Freq	Pct
1 = Yes (IRALCAGE<18).....		23624	39.99
2 = No (IRALCAGE>=18).....		35445	60.01

(IRALCAGE)
FUALC21

Len : 1	RC-FIRST USED ALCOHOL PRIOR TO AGE 21		
		Freq	Pct
1 = Yes (IRALCAGE<21).....		33817	57.25
2 = No (IRALCAGE>=21).....		25252	42.75

(IRMJAGE)
FUMJ18

Len : 1	RC-FIRST USED MARIJUANA PRIOR TO AGE 18		
		Freq	Pct
1 = Yes (IRMJAGE<18).....		14722	24.92
2 = No (IRMJAGE>=18).....		44347	75.08

(IRMJAGE)
FUMJ21

Len : 1	RC-FIRST USED MARIJUANA PRIOR TO AGE 21		
		Freq	Pct
1 = Yes (IRMJAGE<21).....		21106	35.73
2 = No (IRMJAGE>=21).....		37963	64.27

(IRCOCAGE)
FUCOC18

Len : 1	RC-FIRST USED COCAINE PRIOR TO AGE 18		
		Freq	Pct
1 = Yes (IRCOCAGE<18).....		1471	2.49
2 = No (IRCOCAGE>=18).....		57598	97.51

RECODED DRUG USE

(IRCOAGE)
FUCOC21

Len : 1	RC-FIRST USED COCAINE PRIOR TO AGE 21		
		Freq	Pct
1 = Yes (IRCOAGE<21).....		3540	5.99
2 = No (IRCOAGE>=21).....		55529	94.01

(IRCRKAGE)
FUCRK18

Len : 1	RC-FIRST USED CRACK PRIOR TO AGE 18		
		Freq	Pct
1 = Yes (IRCRKAGE<18).....		284	0.48
2 = No (IRCRKAGE>=18).....		58785	99.52

(IRCRKAGE)
FUCRK21

Len : 1	RC-FIRST USED CRACK PRIOR TO AGE 21		
		Freq	Pct
1 = Yes (IRCRKAGE<21).....		624	1.06
2 = No (IRCRKAGE>=21).....		58445	98.94

(IRHERAGE)
FUHER18

Len : 1	RC-FIRST USED HEROIN PRIOR TO AGE 18		
		Freq	Pct
1 = Yes (IRHERAGE<18).....		206	0.35
2 = No (IRHERAGE>=18).....		58863	99.65

(IRHERAGE)
FUHER21

Len : 1	RC-FIRST USED HEROIN PRIOR TO AGE 21		
		Freq	Pct
1 = Yes (IRHERAGE<21).....		451	0.76
2 = No (IRHERAGE>=21).....		58618	99.24

(IRHALLUCAGE)
FUHALLUC18

Len : 1	RC-FIRST USED HALLUCINOGENS PRIOR TO AGE 18		
		Freq	Pct
1 = Yes (IRHALLUCAGE<18).....		3226	5.46
2 = No (IRHALLUCAGE>=18).....		55843	94.54

(IRHALLUCAGE)
FUHALLUC21

Len : 1	RC-FIRST USED HALLUCINOGENS PRIOR TO AGE 21		
		Freq	Pct
1 = Yes (IRHALLUCAGE<21).....		6347	10.75
2 = No (IRHALLUCAGE>=21).....		52722	89.25

(IRLSDAGE)
FULSD18

Len : 1	RC-FIRST USED LSD PRIOR TO AGE 18		
		Freq	Pct
1 = Yes (IRLSDAGE<18).....		2020	3.42
2 = No (IRLSDAGE>=18).....		57049	96.58

(IRLSDAGE)
FULSD21

Len : 1	RC-FIRST USED LSD PRIOR TO AGE 21		
		Freq	Pct
1 = Yes (IRLSDAGE<21).....		3896	6.60
2 = No (IRLSDAGE>=21).....		55173	93.40

(IRPCPAGE)
FUPCP18

Len : 1	RC-FIRST USED PCP PRIOR TO AGE 18		
		Freq	Pct
1 = Yes (IRPCPAGE<18).....		339	0.57
2 = No (IRPCPAGE>=18).....		58730	99.43

RECODED DRUG USE

(IRPCPAGE)
FUPCP21

Len : 1 RC-FIRST USED PCP PRIOR TO AGE 21

	Freq	Pct
1 = Yes (IRPCPAGE<21).....	559	0.95
2 = No (IRPCPAGE>=21).....	58510	99.05

(IRECSTMOAGE)
FUECSTMO18

Len : 1 RC-FIRST USED ECSTASY PRIOR TO AGE 18

	Freq	Pct
1 = Yes (IRECSTMOAGE<18).....	1011	1.71
2 = No (IRECSTMOAGE>=18).....	58058	98.29

(IRECSTMOAGE)
FUECSTMO21

Len : 1 RC-FIRST USED ECSTASY PRIOR TO AGE 21

	Freq	Pct
1 = Yes (IRECSTMOAGE<21).....	2567	4.35
2 = No (IRECSTMOAGE>=21).....	56502	95.65

(IRINHALAGE)
FUINHAL18

Len : 1 RC-FIRST USED INHALANTS PRIOR TO AGE 18

	Freq	Pct
1 = Yes (IRINHALAGE<18).....	3658	6.19
2 = No (IRINHALAGE>=18).....	55411	93.81

(IRINHALAGE)
FUINHAL21

Len : 1 RC-FIRST USED INHALANTS PRIOR TO AGE 21

	Freq	Pct
1 = Yes (IRINHALAGE<21).....	4671	7.91
2 = No (IRINHALAGE>=21).....	54398	92.09

(IRMETHAMAGE)
FUMETHAM18

Len : 1 RC-FIRST USED METHAMPHETAMINE PRIOR TO AGE 18

	Freq	Pct
1 = Yes (IRMETHAMAGE<18).....	741	1.25
2 = No (IRMETHAMAGE>=18).....	58328	98.75

(IRMETHAMAGE)
FUMETHAM21

Len : 1 RC-FIRST USED METHAMPHETAMINE PRIOR TO AGE 21

	Freq	Pct
1 = Yes (IRMETHAMAGE<21).....	1415	2.40
2 = No (IRMETHAMAGE>=21).....	57654	97.60

(IRPNRNIMAGE)
FUPNRNM18

Len : 1 RC-FIRST MISUSED PAIN RELIEVERS PRIOR TO AGE 18

	Freq	Pct
1 = Yes (IRPNRNIMAGE<18).....	110	0.19
2 = No (IRPNRNIMAGE>=18).....	58959	99.81

(IRPNRNIMAGE)
FUPNRNM21

Len : 1 RC-FIRST MISUSED PAIN RELIEVERS PRIOR TO AGE 21

	Freq	Pct
1 = Yes (IRPNRNIMAGE<21).....	147	0.25
2 = No (IRPNRNIMAGE>=21).....	58922	99.75

(IRTRQNMAGE)
FUTRQNM18

Len : 1 RC-FIRST MISUSED TRANQUILIZERS PRIOR TO AGE 18

	Freq	Pct
1 = Yes (IRTRQNMAGE<18).....	26	0.04
2 = No (IRTRQNMAGE>=18).....	59043	99.96

RECODED DRUG USE

(*IRTRQNMAGE*)
FUTRQNM21

Len : 1 RC-FIRST MISUSED TRANQUILIZERS PRIOR TO AGE 21

	Freq	Pct
1 = Yes (IRTRQNMAGE<21).....	50	0.08
2 = No (IRTRQNMAGE>=21).....	59019	99.92

(*IRSTMNMAGE*)
FUSTMNM18

Len : 1 RC-FIRST MISUSED STIMULANTS PRIOR TO AGE 18

	Freq	Pct
1 = Yes (IRSTMNMAGE<18).....	70	0.12
2 = No (IRSTMNMAGE>=18).....	58999	99.88

(*IRSTMNMAGE*)
FUSTMNM21

Len : 1 RC-FIRST MISUSED STIMULANTS PRIOR TO AGE 21

	Freq	Pct
1 = Yes (IRSTMNMAGE<21).....	116	0.20
2 = No (IRSTMNMAGE>=21).....	58953	99.80

(*IRSEDNMAGE*)
FUSEDNM18

Len : 1 RC-FIRST MISUSED SEDATIVES PRIOR TO AGE 18

	Freq	Pct
1 = Yes (IRSEDNMAGE<18).....	9	0.02
2 = No (IRSEDNMAGE>=18).....	59060	99.98

(*IRSEDNMAGE*)
FUSEDNM21

Len : 1 RC-FIRST MISUSED SEDATIVES PRIOR TO AGE 21

	Freq	Pct
1 = Yes (IRSEDNMAGE<21).....	17	0.03
2 = No (IRSEDNMAGE>=21).....	59052	99.97

RECODED DRUG USE

The following main reason for misusing pain relievers, PNRMAINRSN, is defined based on answers to questions about respondents' reasons for misusing pain relievers for their last misuse. Respondents could report more than one reason for misusing pain relievers the last time. If they reported more than one reason, then they were asked to report the main reason. If data existed for the main reason question, then that response was considered to be their main reason. If respondents reported only one reason for their last misuse, then that logically was the main reason (i.e., these respondents were not asked the question for their main reason). If respondents reported that some other reason was their main reason for their last misuse, then their response was logically assigned from the write in data. In the documentation below, values of 11-18 in PNRRSMMAIN reflect situations where respondents reported more than one reason for their last misuse, their "other" reason for their last misuse was their main reason for their last misuse, but the other reason was the reason specified as one of the eight categories below.

1. Main reason is to relieve physical pain (PNRRSMMAIN=1,11), reported only one reason which was to relieve physical pain (PNRRSMMAIN=99 and PNRRSPAIN=1), or reported some other reason as their only reason but specified that this other reason was to relieve physical pain (PNRRSMMAIN=99 and PNRRSPAIN=3).
2. Main reason is to relax or relieve tension (PNRRSMMAIN=2,12), reported only one reason which was to relax or relieve tension (PNRRSMMAIN=99 and PNRRSRELX=1), or reported some other reason as their only reason but specified that this other reason was to relax or relieve tension (PNRRSMMAIN=99 and PNRRSRELX=3).
3. Main reason is to experiment or see what it's like (PNRRSMMAIN=3,13), reported only one reason which was to experiment or see what it's like (PNRRSMMAIN=99 and PNRRSEXPT=1), or reported some other reason as their only reason but specified that this other reason was to experiment or see what it's like (PNRRSMMAIN=99 and PNRRSEXPT=3).
4. Main reason is to feel good or get high (PNRRSMMAIN=4,14), reported only one reason which was to feel good or get high (PNRRSMMAIN=99 and PNRRHIGH=1), or reported some other reason as their only reason but specified that this other reason was to feel good or get high (PNRRSMMAIN=99 and PNRRSHIGH=3).
5. Main reason is to help with sleep (PNRRSMMAIN=5,15), reported only one reason which was to help with sleep (PNRRSMMAIN=99 and PNRRSSLEP=1), or reported some other reason as their only reason but specified that this other reason was to help with sleep (PNRRSMMAIN=99 and PNRRSSLEP=3).
6. Main reason is to help with feelings or emotions (PNRRSMMAIN=6,16), reported only one reason which was to help with feelings or emotions (PNRRSMMAIN=99 and PNRRSEMOT=1), or reported some other reason as their only reason but specified that this other reason was to help with feelings or emotions (PNRRSMMAIN=99 and PNRRSEMOT=3).
7. Main reason is to increase/decrease effects of other drugs (PNRRSMMAIN=7,17), reported only one reason which was to increase/decrease the effects of other drugs (PNRRSMMAIN=99 and PNRRSDGFX=1), or reported some other reason as their only reason but specified that this other reason was to increase/decrease the effects of other drugs (PNRRSMMAIN=99 and PNRRSDGFX=3).
8. Main reason is because hooked or have to have drug (PNRRSMMAIN=8,18), reported only one reason which was because they were hooked or had to have the drug (PNRRSMMAIN=99 and PNRRSHOOK=1), or reported some other reason as their only reason but specified that this other reason was because they were hooked or had to have the drug (PNRRSMMAIN=99 and PNRRSHOOK=3).
9. Main reason is some other reason (PNRRSMMAIN=9), or reported only one reason which was a valid other reason listed for pain relievers other than those defined above based on the write in data (PNRRSMMAIN=99 and PNRRSSOR=1 and PNRRSOTRS2=9-71). Values of 1-8 that are in the specific other reason level are write in responses that do not correspond to reasons listed for pain relievers but are considered valid reasons so are not excluded.

(System Missing): Main reason is unknown (PNRRSMMAIN=85,94,98) or reported only one reason and the other pain reliever reason was not a valid reason (PNRRSMMAIN=99 and PNRRSSOR=1 and PNRRSOTRS2=985,994,997).

(PNRRSDGFX, PNRRSEMOT, PNRRSEXPT, PNRRSHIGH, PNRRSHOOK, PNRRSMMAIN, PNRRSOTRS2, PNRRSPAIN, PNRRSRELX, PNRRSSLEP, PNRRSSOR)

PNRMAINRSN Len : 1 RC-MAIN REASON FOR MISUSING PAIN RELIEVERS LAST EPISODE

	Freq	Pct
. = Unknown (See comment above).....	349	0.59
1 = Relieve physical pain (see comment above).....	1014	1.72
2 = Relax or relieve tension (see comment above).....	128	0.22
3 = Experiment/see what like (see comment above).....	49	0.08
4 = Feel good/get high (see comment above).....	198	0.34
5 = Help with sleep (see comment above).....	92	0.16
6 = Help with feelings or emotions (see comment above).....	81	0.14
7 = Inc/dec effects oth drg (see comment above).....	17	0.03
8 = Hooked or have to have drug (see comment above).....	52	0.09
9 = Some other reason (see comment above).....	35	0.06
10 = Did not misuse in pst 12 mos (PNRRSMMAIN=83,91,93).....	57054	96.59

RECODED DRUG USE

The following main reason for misusing tranquilizers, TRQMAINRSN, is defined based on answers to questions about respondents' reasons for misusing tranquilizers for their last misuse. Respondents could report more than one reason for misusing tranquilizers the last time. If they reported more than one reason, then they were asked to report the main reason. If data existed for the main reason question, then that response was considered to be their main reason. If respondents reported only one reason for their last misuse, then that logically was the main reason (i.e., these respondents were not asked the question for their main reason). If respondents reported that some other reason was their main reason for their last misuse, then their response was logically assigned from the write in data. In the documentation below, values of 11-17 in TRQRSMAIN reflect situations where respondents reported more than one reason for their last misuse, their "other" reason for their last misuse was their main reason for their last misuse, but the other reason was the reason specified as one of the seven categories below.

1. Main reason is to relax or relieve tension (TRQRSMAIN=1,11), reported only one reason which was to relax or relieve tension (TRQRSMAIN=99 and TRQRSRELX=1), or reported some other reason as their only reason but specified that this other reason was to relax or relieve tension (TRQRSMAIN=99 and TRQRSRELX=3).
2. Main reason is to experiment or see what it's like (TRQRSMAIN=2,12), reported only one reason which was to experiment or see what it's like (TRQRSMAIN=99 and TRQRSEXPT=1), or reported some other reason as their only reason but specified that this other reason was to experiment or see what it's like (TRQRSMAIN=99 and TRQRSEXPT=3).
3. Main reason is to feel good or get high (TRQRSMAIN=3,13), reported only one reason which was to feel good or get high (TRQRSMAIN=99 and TRQRSHIGH=1), or reported some other reason as their only reason but specified that this other reason was to feel good or get high (TRQRSMAIN=99 and TRQRSHIGH=3).
4. Main reason is to help with sleep (TRQRSMAIN=4,14), reported only one reason which was to help with sleep (TRQRSMAIN=99 and TRQRSSLEP=1), or reported some other reason as their only reason but specified that this other reason was to help with sleep (TRQRSMAIN=99 and TRQRSSLEP=3).
5. Main reason is to help with feelings or emotions (TRQRSMAIN=5,15), reported only one reason which was to help with feelings or emotions (TRQRSMAIN=99 and TRQRSEMOT=1), or reported some other reason as their only reason but specified that this other reason was to help with feelings or emotions (TRQRSMAIN=99 and TRQRSEMOT=3).
6. Main reason is to increase/decrease effects of other drugs (TRQRSMAIN=6,16), reported only one reason which was to increase/decrease the effects of other drugs (TRQRSMAIN=99 and TRQRSDGFX=1), or reported some other reason as their only reason but specified that this other reason was to increase/decrease the effects of other drugs (TRQRSMAIN=99 and TRQRSDGFX=3).
7. Main reason is because hooked or have to have drug (TRQRSMAIN=7,17), reported only one reason which was because they were hooked or had to have the drug (TRQRSMAIN=99 and TRQRSHOOK=1), or reported some other reason as their only reason but specified that this other reason was because they were hooked or had to have the drug (TRQRSMAIN=99 and TRQRSHOOK=3).
8. Main reason is some other reason (TRQRSMAIN=8), or reported only one reason which was a valid other reason listed for tranquilizer other than those defined above based on the write in data (TRQRSMAIN=99 and TRQRSSOR=1 and TRQRSOTRS2=1, 9-72). Values of 2-8 that are in the specific other reason level are write in responses that do not correspond to reasons listed for tranquilizers but are considered valid reasons so are not excluded.

(System Missing): Main reason is unknown (TRQRSMAIN=85,94,98) or reported only one reason and the other tranquilizer reason was not a valid reason (TRQRSMAIN=99 and TRQRSSOR=1 and TRQRSOTRS2=985,994,997).

(TRQRSDGFX, TRQRSEMOT, TRQRSEXPT, TRQRSHIGH, TRQRSHOOK, TRQRSMAIN, TRQRSOTRS2, TRQRSRELX, TRQRSSLEP, TRQRSSOR)

TRQMAINRSN

Len : 1 RC-MAIN REASON FOR MISUSING TRANQUILIZERS LAST EPISODE

	Freq	Pct
. = Unknown (see comment above).....	247	0.42
1 = Relax or relieve tension (see comment above).....	355	0.60
2 = Experiment/see what like (see comment above)	39	0.07
3 = Feel good/get high (see comment above).....	100	0.17
4 = Help with sleep (see comment above).....	169	0.29
5 = Help with feelings or emotions (see comment above).....	162	0.27
6 = Inc/dec effects oth drg (see comment above)	23	0.04
7 = Hooked or have to have drug (see comment above).....	7	0.01
8 = Some other reason (see comment above)	40	0.07
9 = Did not misuse in pst 12 mos (TRQRSMAIN=83,91,93)	57927	98.07

RECODED DRUG USE

The following main reason for misusing stimulants, STMMAINRSN, is defined based on answers to questions about respondents' reasons for misusing stimulants for their last misuse. Respondents could report more than one reason for misusing stimulants the last time. If they reported more than one reason, then they were asked to report the main reason. If data existed for the main reason question, then that response was considered to be their main reason. If respondents reported only one reason for their last misuse, then that logically was the main reason (i.e., these respondents were not asked the question for their main reason). If respondents reported that some other reason was their main reason for their last misuse, then their response was logically assigned from the write in data. In the documentation below, values of 11-18 in STMRSMAIN reflect situations where respondents reported more than one reason for their last misuse, their "other" reason for their last misuse was their main reason for their last misuse, but the other reason was the reason specified as one of the eight categories below.

1. Main reason is to help lose weight (STMRSMAIN=1,11), reported only one reason which was to help lose weight (STMRSMAIN=99 and STMRSWGHT=1), or reported some other reason as their only reason but specified that this other reason was to help lose weight (STMRSMAIN=99 and STMRSWGHT=3).
2. Main reason is to help concentrate (STMRSMAIN=2,12), reported only one reason which was to help concentrate (STMRSMAIN=99 and STMRSCONC=1), or reported some other reason as their only reason but specified that this other reason was to help concentrate (STMRSMAIN=99 and STMRSCONC=3).
3. Main reason is to help be alert or stay awake (STMRSMAIN=3,13), reported only one reason which was to help be alert or stay awake (STMRSMAIN=99 and STMRSALRT=1), or reported some other reason as their only reason but specified that this other reason was to help be alert or stay awake (STMRSMAIN=99 and STMRSALRT=3).
4. Main reason is to help study (STMRSMAIN=4,14), reported only one reason which was to help study (STMRSMAIN=99 and STMRSSTDY=1), or reported some other reason as their only reason but specified that this other reason was to help study (STMRSMAIN=99 and STMRSSTDY=3).
5. Main reason is to experiment or see what it's like (STMRSMAIN=5,15), reported only one reason which was to experiment or see what it's like (STMRSMAIN=99 and STMRSXPT=1), or reported some other reason as their only reason but specified that this other reason was to experiment or see what it's like (STMRSMAIN=99 and STMRSXPT=3).
6. Main reason is to feel good or get high (STMRSMAIN=6,16), reported only one reason which was to feel good or get high (STMRSMAIN=99 and STMRSHIGH=1), or reported some other reason as their only reason but specified that this other reason was to feel good or get high (STMRSMAIN=99 and STMRSHIGH=3).
7. Main reason is to increase/decrease effects of other drugs (STMRSMAIN=7,17), reported only one reason which was to increase/decrease the effects of other drugs (STMRSMAIN=99 and STMRSDGFX=1), or reported some other reason as their only reason but specified that this other reason was to increase/decrease the effects of other drugs (STMRSMAIN=99 and STMRSDGFX=3).
8. Main reason is because hooked or have to have the drug (STMRSMAIN=8,18), reported only one reason which was because they were hooked or had to have the drug (STMRSMAIN=99 and STMRSHOOK=1), or reported some other reason as their only reason but specified that this other reason was because they were hooked or had to have the drug (STMRSMAIN=99 and STMRSHOOK=3).
9. Main reason is some other reason (STMRSMAIN=9), or reported only one reason which was a valid other reason listed for stimulant other than those defined above based on the write in data (STMRSMAIN=99 and STMRSSOR=1 and STMRSOTRS2=1,2,6,14-35). Values of 3,4, and 7-12 that are in the specific other reason level are write in responses that do not correspond to reasons listed for stimulants but are considered valid reasons so are not excluded.

(System Missing): Main reason is unknown (STMRSMAIN=85,94,98) or reported only one reason and the other reason was not a valid reason (STMRSMAIN=99 and STMRSSOR=1 and STMRSOTRS2 = 985,994,997).

(STMRSALRT, STMRSCONC, STMRSDGFX, STMRSXPT, STMRSHIGH, STMRSHOOK, STMRSMAIN, STMRSOTRS2, STMRSSOR, STMRSSTDY, STMRSWGHT)

STMMAINRSN Len : 1 RC-MAIN REASON FOR MISUSING STIMULANTS LAST EPISODE

	Freq	Pct
. = Unknown (see comment above).....	264	0.45
1 = Help lose weight (see comment above).....	40	0.07
2 = Help concentrate (see comment above).....	402	0.68
3 = Help be alert or stay awake (see comment above)	302	0.51
4 = Help study (see comment above).....	154	0.26
5 = Experiment/see what like (see comment above)	61	0.10
6 = Feel good/get high (see comment above).....	118	0.20
7 = Inc/dec effects oth drg (see comment above)	15	0.03
8 = Hooked or have to have drug (see comment above).....	6	0.01
9 = Some other reason (see comment above).....	44	0.07
10 = Did not misuse in pst 12 mos (STMRSMAIN=83,91,93)	57663	97.62

RECORDED DRUG USE

The following main reason for misusing sedatives, SEDMAINRSN, is defined based on answers to questions about respondents' reasons for misusing sedatives for their last misuse. Respondents could report more than one reason for misusing sedatives the last time. If they reported more than one reason, then they were asked to report the main reason. If data existed for the main reason question, then that response was considered to be their main reason. If respondents reported only one reason for their last misuse, then that logically was the main reason (i.e., these respondents were not asked the question for their main reason). If respondents reported that some other reason was their main reason for their last misuse, then their response was logically assigned from the write in data. In the documentation below, values of 11-17 in SEDRSMAIN reflect situations where respondents reported more than one reason for their last misuse, their "other" reason for their last misuse was their main reason for their last misuse, but the other reason was the reason specified as one of the seven categories below.

1. Main reason is to relax or relieve tension (SEDRSMAIN=1,11), reported only one reason which was to relax or relieve tension (SEDRSMAIN=99 and SEDRSRELX=1), or reported some other reason as their only reason but specified that this other reason was to relax or relieve tension (SEDRSMAIN=99 and SEDRSRELX=3).
2. Main reason is to experiment or see what it's like (SEDRSMAIN=2,12), reported only one reason which was to experiment or see what it's like (SEDRSMAIN=99 and SEDRSEXPT=1), or reported some other reason as their only reason but specified that this other reason was to experiment or see what it's like (SEDRSMAIN=99 and SEDRSEXPT=3).
3. Main reason is to feel good or get high (SEDRSMAIN=3,13), reported only one reason which was to feel good or get high (SEDRSMAIN=99 and SEDRSHIGH=1), or reported some other reason as their only reason but specified that this other reason was to feel good or get high (SEDRSMAIN=99 and SEDRSHIGH=3).
4. Main reason is to help with sleep (SEDRSMAIN=4,14), reported only one reason which was to help with sleep (SEDRSMAIN=99 and SEDRSSLEP=1), or reported some other reason as their only reason but specified that this other reason was to help with sleep (SEDRSMAIN=99 and SEDRSSLEP=3).
5. Main reason is to help with feelings or emotions (SEDRSMAIN=5,15), reported only one reason which was to help with feelings or emotions (SEDRSMAIN=99 and SEDRSEMOT=1), or reported some other reason as their only reason but specified that this other reason was to help with feelings or emotions (SEDRSMAIN=99 and SEDRSEMOT=3).
6. Main reason is to increase/decrease effects of other drugs (SEDRSMAIN=6,16), reported only one reason which was to increase/decrease the effects of other drugs (SEDRSMAIN=99 and SEDRSDGFX=1), or reported some other reason as their only reason but specified that this other reason was to increase/decrease the effects of other drugs (SEDRSMAIN=99 and SEDRSDGFX=3).
7. Main reason is because hooked or have to have the drug (SEDRSMAIN=7,17), reported only one reason which was because they were hooked or had to have the drug (SEDRSMAIN=99 and SEDRSHOOK=1), or reported some other reason as their only reason but specified that this other reason was because they were hooked or had to have the drug (SEDRSMAIN=99 and SEDRSHOOK=3).
8. Main reason is some other reason (SEDRSMAIN=8), or reported only one reason which was a valid other reason listed for sedative other than those defined above based on the write in data (SEDRSMAIN=99 and SEDRSSOR=1 and SEDRSOTRS2=1, 9-33). Values of 2-8 that are in the specific other reason level are write in responses that do not correspond to reasons listed for sedatives but are considered valid reasons so are not excluded.

(System Missing): Main reason is unknown (SEDRSMAIN=85,94,98) or reported only one reason and the other reason was not a valid reason (SEDRSMAIN=99 and SEDRSSOR=1 and SEDRSOTRS2=985,994,997).

(*SEDRSDGFX, SEDRSEMOT, SEDRSEXPT, SEDRSHIGH, SEDRSHOOK, SEDRSMAIN, SEDRSOTRS2, SEDRSRELX, SEDRSSLEP, SEDRSSOR*)

SEDMAINRSN

Len : 1 RC-MAIN REASON FOR MISUSING SEDATIVES LAST EPISODE

	Freq	Pct
. = Unknown (see comment above).....	318	0.54
1 = Relax or relieve tension (see comment above).....	33	0.06
2 = Experiment/see what like (see comment above)	3	0.01
3 = Feel good/get high (see comment above).....	9	0.02
4 = Help with sleep (see comment above).....	95	0.16
5 = Help with feelings or emotions (see comment above).....	11	0.02
6 = Inc/dec effects oth drg (see comment above)	3	0.01
7 = Hooked or have to have drug (see comment above).....	3	0.01
8 = Some other reason (see comment above)	10	0.02
9 = Did not misuse in pst 12 mos (SEDRSMAIN=83,91,93).....	58584	99.18

RECODED DRUG USE

NOTE: The following four variables pertain to the source of a respondent's most recent misuse of prescription pain relievers (SRCPNRM2), prescription tranquilizers (SRCTRQNM2), prescription stimulants (SRCSTMNM2), and prescription sedatives (SRCSEDNM2) within the past year.

For each variable there are eight mutually exclusive categories for specific sources, and a missing category for respondents with no past year misuse or unknown responses to the source questions. The categories for the specific sources take into account responses from a single question asking about a single, most recent source of misuse among respondents who misused in the past year.

Based on the following conditions, a respondent was classified in one of the following nine categories (including System Missing) for the source of most recent prescription drug misuse in the past year for the variables, SRCPNRM2, SRCTRQNM2, SRCSTMNM2, and SRCSEDNM2:

1. Got From One Doctor
2. Got From More Than One Doctor
3. Stole from Dr Office, Clinic, Hospital, or Pharmacy
4. Got From Friend or Relative for Free
5. Bought from Friend or Relative
6. Took from Friend or Relative without Asking
7. Bought from Drug Dealer or Other Stranger
8. Got Some Other Way

(System Missing) No Past Year Misuse/Unknown/Invalid Source

SRCPNRM2

Len : 2 RC-SOURCE OF PAIN RELIEVERS FOR LAST MISUSE

	Freq	Pct
. = No Past Year Misuse/Unknown/Invalid Source	57453	97.26
1 = Got From One Doctor	605	1.02
2 = Got From More Than One Doctor	30	0.05
3 = Stole from Dr Office, Clinic, Hospital, or Pharmacy	16	0.03
4 = Got From Friend or Relative for Free	532	0.90
5 = Bought from Friend or Relative	134	0.23
6 = Took from Friend or Relative without Asking	74	0.13
7 = Bought from Drug Dealer or Other Stranger	142	0.24
8 = Got Some Other Way	83	0.14

SRCTRQNM2

Len : 2 RC-SOURCE OF TRANQUILIZERS FOR LAST MISUSE

	Freq	Pct
. = No Past Year Misuse/Unknown/Invalid Source	58184	98.50
1 = Got From One Doctor	205	0.35
2 = Got From More Than One Doctor	9	0.02
3 = Stole from Dr Office, Clinic, Hospital, or Pharmacy	5	0.01
4 = Got From Friend or Relative for Free	383	0.65
5 = Bought from Friend or Relative	92	0.16
6 = Took from Friend or Relative without Asking	35	0.06
7 = Bought from Drug Dealer or Other Stranger	114	0.19
8 = Got Some Other Way	42	0.07

SRCSTMNM2

Len : 2 RC-SOURCE OF STIMULANTS FOR LAST MISUSE

	Freq	Pct
. = No Past Year Misuse/Unknown/Invalid Source	57955	98.11
1 = Got From One Doctor	246	0.42
2 = Got From More Than One Doctor	13	0.02
3 = Stole from Dr Office, Clinic, Hospital, or Pharmacy	3	0.01
4 = Got From Friend or Relative for Free	544	0.92
5 = Bought from Friend or Relative	166	0.28
6 = Took from Friend or Relative without Asking	47	0.08
7 = Bought from Drug Dealer or Other Stranger	56	0.09
8 = Got Some Other Way	39	0.07

SRCSEDNM2

Len : 2 RC-SOURCE OF SEDATIVES FOR LAST MISUSE

	Freq	Pct
. = No Past Year Misuse/Unknown/Invalid Source	58911	99.73
1 = Got From One Doctor	66	0.11
3 = Stole from Dr Office, Clinic, Hospital, or Pharmacy	4	0.01
4 = Got From Friend or Relative for Free	57	0.10
5 = Bought from Friend or Relative	7	0.01
6 = Took from Friend or Relative without Asking	12	0.02
7 = Bought from Drug Dealer or Other Stranger	9	0.02
8 = Got Some Other Way	3	0.01

RECODED DRUG USE

NOTE: A respondent who misused prescription drugs in the past year was administered a question regarding the source of the drug during their most recent use. If they indicated that their most recent source was a 'friend or relative for free' from either of these questions, then a respondent was administered a follow-up question that asked the source the friend/relative had obtained the drug from. The following four variables pertain to the source from which a respondent's friend or relative obtained the drug for prescription pain relievers (SRCFRPNRNM), prescription tranquilizers (SRCFRTRQNM), prescription stimulants (SRCFRSTMNM), and prescription sedatives (SRCFRSEDNM) within the past year.

For each of the following four variables, there are eight mutually exclusive categories for specific sources that the friend/relative obtained the drug from and a missing category for respondents who did not indicate using the drug in the past year (or lifetime) or a respondent that indicated in one of the previous questions that they had obtained the drug for most recent use from a valid source other than a friend or relative for free and respondents with unknown or invalid values.

Based on the following conditions, a respondent was classified in one of the following nine categories (including System Missing) for the source of most recent prescription drug use in the past year for the variables, SRCFRPNRNM, SRCFRTRQNM, SRCFRSTMNM, and SRCFRSEDNM:

1. Got Prescription(s) from One Doctor (XXXGOTLAS=4 and XXXFFGOT=1, 11)
2. Got Prescription(s) from More Than One Doctor (XXXGOTLAS=4 and XXXFFGOT=2, 12)
3. Stole from Dr Office, Clinic, Hospital, or Pharmacy(XXXGOTLAS=4 and XXXFFGOT=3, 13)
4. Got From Friend or Relative for Free (XXXGOTLAS=4 and XXXFFGOT=4, 14)
5. Bought from Friend or Relative (XXXGOTLAS=4 and XXXFFGOT=5, 15)
6. Took from Friend or Relative without Asking (XXXGOTLAS=4 and XXXFFGOT=6, 16)
7. Bought from Drug Dealer or Other Stranger (XXXGOTLAS=4 and XXXFFGOT=7, 17)
8. Got Some Other Way (XXXGOTLAS=4 and XXXFFGOT=8 and XXXFFGTSP=valid "other" response, levels 9-38, 71)

(System Missing): No Past Year Misuse or Valid Source of Most Recent Misuse Not from Friend or Relative for Free /Unknown/Invalid Source (XXXGOTLAS not=4 or [XXXGOTLAS=4 and XXXFFGOT=94, 97, 98]) or [XXXGOTLAS=4 and XXXFFGOT=8 and XXXFFGTSP=70, 72-75, 85, 94, 97, 98])

SRCFRPNRNM Len : 1 RC-SOURCE OF FRIEND/RELATIVE PAIN RELIEVERS FOR LAST MISUSE

	Freq	Pct
. = No PY Misuse/Not from Fr,Rel/Unknwn/Invalid Source	58573	99.16
1 = Got Prescription(s) from One Doctor.....	387	0.66
2 = Got Prescription(s) from More Than One Doctor	16	0.03
3 = Stole from Dr Office, Clinic, Hospital,or Pharmacy	6	0.01
4 = Got from Friend or Relative for Free	24	0.04
5 = Bought from Friend or Relative.....	21	0.04
6 = Took from Friend or Relative without Asking.....	6	0.01
7 = Bought from Drug Dealer or Other Stranger.....	22	0.04
8 = Got Some Other Way.....	14	0.02

SRCFRTRQNM Len : 1 RC-SOURCE OF FRIEND/RELATIVE TRANQUILIZERS FOR LAST MISUSE

	Freq	Pct
. = No PY Misuse/Not from Fr,Rel/Unknwn/Invalid Source	58703	99.38
1 = Got Prescription(s) from One Doctor.....	289	0.49
2 = Got Prescription(s) from More Than One Doctor	7	0.01
4 = Got from Friend or Relative for Free	19	0.03
5 = Bought from Friend or Relative.....	13	0.02
6 = Took from Friend or Relative without Asking.....	6	0.01
7 = Bought from Drug Dealer or Other Stranger.....	24	0.04
8 = Got Some Other Way.....	8	0.01

SRCFRSTMNM Len : 1 RC-SOURCE OF FRIEND/RELATIVE STIMULANTS FOR LAST MISUSE

	Freq	Pct
. = No PY Misuse/Not from Fr,Rel/Unknwn/Invalid Source	58547	99.12
1 = Got Prescription(s) from One Doctor.....	419	0.71
2 = Got Prescription(s) from More Than One Doctor	17	0.03
3 = Stole from Dr Office, Clinic, Hospital,or Pharmacy	1	0.00
4 = Got from Friend or Relative for Free	38	0.06
5 = Bought from Friend or Relative.....	26	0.04
6 = Took from Friend or Relative without Asking.....	2	0.00
7 = Bought from Drug Dealer or Other Stranger.....	14	0.02
8 = Got Some Other Way.....	5	0.01

RECORDED DRUG USE

SRCFRSEDNM

Len : 1 RC-SOURCE OF FRIEND/RELATIVE SEDATIVES FOR LAST MISUSE

	Freq	Pct
. = No PY Misuse/Not from Fr,Rel/Unknwn/Invalid Source	59015	99.91
1 = Got Prescription(s) from One Doctor.....	46	0.08
2 = Got Prescription(s) from More Than One Doctor	2	0.00
3 = Stole from Dr Office, Clinic, Hospital,or Pharmacy	1	0.00
4 = Got from Friend or Relative for Free	3	0.01
5 = Bought from Friend or Relative	1	0.00
8 = Got Some Other Way.....	1	0.00

NOTE: The following four variables show collapsed levels for the source of friend or relative's most recent misuse of prescription pain relievers (SRCCLFRPNR), prescription tranquilizers (SRCCLFRTRQ), prescription stimulants (SRCCLFRSTM), and prescription sedatives (SRCCLFRSED) within the past year.

(SRCFRPNRNM)

SRCCLFRPNR

Len : 1 RC-COLLAPSED SOURCE OF FRND/REL PAIN RLVRs FOR LAST MISUSE

	Freq	Pct
. = No PY Misuse/Not from Fr,Rel/Unknwn/Invld (Otherwise)	58573	99.16
1 = Got Frm Dr/Stle Frm Hlth Cr Prv (SRCFRPNRNM=1,2,3)	409	0.69
2 = Got From Friend/Relative (SRCFRPNRNM=4,5,6)	51	0.09
3 = Got From Another Source (SRCFRPNRNM=7,8).....	36	0.06

(SRCFRTRQNM)

SRCCLFRTRQ

Len : 1 RC-COLLAPSED SOURCE OF FRND/REL TRANQLZRS FOR LAST MISUSE

	Freq	Pct
. = No PY Misuse/Not from Fr,Rel/Unknwn/Invld (Otherwise)	58703	99.38
1 = Got Frm Dr/Stle Frm Hlth Cr Prv (SRCFRTRQNM=1,2,3)	296	0.50
2 = Got From Friend/Relative (SRCFRTRQNM=4,5,6).....	38	0.06
3 = Got From Another Source (SRCFRTRQNM=7,8).....	32	0.05

(SRCFRSTMNM)

SRCCLFRSTM

Len : 1 RC-COLLAPSED SOURCE OF FRND/REL STIMULANTS FOR LAST MISUSE

	Freq	Pct
. = No PY Misuse/Not from Fr,Rel/Unknwn/Invld (Otherwise)	58547	99.12
1 = Got Frm Dr/Stle Frm Hlth Cr Prv (SRCFRSTMNM=1,2,3).....	437	0.74
2 = Got From Friend/Relative (SRCFRSTMNM=4,5,6).....	66	0.11
3 = Got From Another Source (SRCFRSTMNM=7,8).....	19	0.03

(SRCFRSEDNM)

SRCCLFRSED

Len : 1 RC-COLLAPSED SOURCE OF FRND/REL SEDATIVES FOR LAST MISUSE

	Freq	Pct
. = No PY Misuse/Not from Fr,Rel/Unknwn/Invld (Otherwise)	59015	99.91
1 = Got Frm Dr/Stle Frm Hlth Cr Prv (SRCFRSEDNM=1,2,3).....	49	0.08
2 = Got From Friend/Relative (SRCFRSEDNM=4,5,6)	4	0.01
3 = Got From Another Source (SRCFRSEDNM=7,8).....	1	0.00

SPECIAL DRUGS

OTHER SUBSTANCE TOPICS

SPECIAL DRUGS

The values in this section may be inconsistent with values for variables in other sections of the interview. Items in this section were edited when respondents legitimately skipped out of these items based on prior answers in earlier sections. Otherwise, variables in one section of the interview generally were not edited to make them consistent with variables in another section of the interview. This note applies to variables in this section marked by a¹.

The last questions were about prescription drugs. The next question is about non-prescription cough or cold medicines, also known as over the counter medicines. Have you ever, even once, taken a non-prescription cough or cold medicine just to get high?

(SD01)

COLDMEDS¹

Len : 2 TAKEN A NONPRESCRIPTION COUGH MED TO GET HIGH

	Freq	Pct
1 = Yes.....	2366	4.01
2 = No.....	56412	95.50
85 = BAD DATA Logically assigned.....	1	0.00
94 = DON'T KNOW.....	53	0.09
97 = REFUSED.....	27	0.05
98 = BLANK (NO ANSWER).....	210	0.36

How long has it been since you last took one of these cough or cold medicines to get high?

(SD02)

COLDREC¹

Len : 2 TIME SINCE LAST USED COUGH/COLD MED

	Freq	Pct
1 = Within the past 30 days.....	187	0.32
2 = More than 30 days ago but within the past 12 mos.....	364	0.62
3 = More than 12 months ago.....	1745	2.95
9 = At some point in the lifetime LOG ASSN.....	70	0.12
85 = BAD DATA Logically assigned.....	1	0.00
91 = NEVER USED COUGH/COLD MED.....	56412	95.50
97 = REFUSED.....	27	0.05
98 = BLANK (NO ANSWER).....	263	0.45

SPECIAL DRUGS

(SD02SC1)
COLDYR1¹

Len : 6 OTHER COUGH/COLD MED USED PAST 12 MOS - SPECIFY 1

	Freq	Pct
122.0 = Over-the-counter sleep aid; not specified <OTC>.....	2	0.00
127.0 = Nytol, no other information <OTC>	1	0.00
130.0 = Phenergan, Promethazine.....	3	0.01
171.0 = NyQuil, no other information <OTC>	110	0.19
171.3 = NyQuil Cold and Flu <OTC>	1	0.00
171.5 = ZzzQuil <OTC>.....	1	0.00
171.7 = NyQuil Severe, no other information <OTC>.....	1	0.00
180.0 = Tylenol P.M. <OTC>.....	2	0.00
415.0 = Codeine.....	9	0.02
423.0 = Percocet	1	0.00
425.0 = Advil, no other information <OTC>	10	0.02
430.0 = Aspirin, Ecotrin, Empirin <OTC>.....	1	0.00
435.0 = Tylenol/Children's Tylenol; otherwise unspcfd<OTC>	29	0.05
442.0 = Ibuprofen	6	0.01
450.0 = Acetaminophen, incl. non-Tylenol brands <OTC>	4	0.01
466.0 = Midol <OTC>.....	1	0.00
499.0 = Aleve <OTC>	1	0.00
803.0 = Marijuana, MarrJane, Mary Jane, MJ, pot, weed	1	0.00
829.0 = Robitussin, no other information <OTC>	21	0.04
829.1 = Robitussin DM <OTC>.....	2	0.00
840.0 = Cough med, generic/unspec, contents unspc <OTC>	17	0.03
843.0 = Cold medicine/tabs, brand unspfd or generic <OTC>.....	7	0.01
843.1 = Nighttime cold medication; brand unspecified <OTC>.....	3	0.01
883.0 = Dextromethorphan Hydrobromide <OTC>.....	4	0.01
1001.0 = Benadryl, Diphenhydramine, no other info <OTC>.....	21	0.04
3017.0 = Dayquil medication, no other information <OTC>	22	0.04
3017.3 = DayQuil Cough DM+ <OTC>	1	0.00
3047.0 = Sudafed, no other information <OTC>	7	0.01
4031.0 = Cough medicine with Codeine <OTC>.....	2	0.00
4046.0 = Oxycodone.....	1	0.00
4076.1 = OTC night time pain reliever; not otherwise spcfd.....	1	0.00
6029.0 = DXM <OTC>.....	6	0.01
8004.0 = Guaifenesin.....	1	0.00
8012.0 = Coriciden, no other information <OTC>.....	1	0.00
8012.1 = Coricidin Cough and Cold <OTC>	1	0.00
8012.5 = Coricidin HBP, no other information<OTC>.....	1	0.00
8014.0 = Throat spray; type unspecified <OTC>.....	1	0.00
8014.1 = Sore throat tablets/lozenges; brand unspecified <OTC>	2	0.00
8042.0 = Alka Seltzer, no other information <OTC>.....	4	0.01
8042.6 = Alka-Seltzer Plus Cold and Flu <OTC>.....	1	0.00
8056.0 = Vicks, no other information <OTC>.....	6	0.01
8065.0 = Tylenol Cold medication, no other info <OTC>	4	0.01
8070.0 = Advil Cold and Sinus <OTC>.....	3	0.01
8110.0 = Over-the-counter drug/pills; type unspecified<OTC>.....	11	0.02
8169.0 = TheraFlu <OTC>	10	0.02
8192.0 = Delsym <OTC>	8	0.01
8192.1 = Delsym 12-hour cough <OTC>.....	1	0.00
8200.0 = Tylenol Cold and Flu medication,no othr info <OTC>	3	0.01
8202.0 = Tussin, no other information	2	0.00
8202.2 = Wal-Tussin, no other information <OTC>.....	1	0.00
8204.0 = Flu medication, no other information <OTC>.....	1	0.00
8205.0 = Mucinex, no other information <OTC>	22	0.04
8211.0 = Halls drops/lozenges, no other info <OTC>.....	1	0.00
8216.2 = Advil Cold and Flu <OTC>	1	0.00
8217.0 = Broncolin <OTC>	1	0.00
8228.0 = Lean (Promethazine w/codeine mixed w/Sprite).....	5	0.01
8249.0 = XL-3	1	0.00
8254.0 = Flanax; no other information <OTC>	1	0.00
8271.0 = Benzonatate.....	1	0.00
8279.0 = Decongestant; contents unspfd <OTC>.....	2	0.00
8300.0 = Neogripal F.....	1	0.00
8304.0 = Tylenol Severe medication; no other information	1	0.00
9985.0 = BAD DATA Logically assigned	89	0.15
9991.0 = NEVER USED COUGH/COLD MED	56412	95.50
9993.0 = DID NOT USE COUGH/COLD MED IN THE PAST 12 MOS	1745	2.95
9994.0 = DON'T KNOW	49	0.08
9997.0 = REFUSED	40	0.07
9998.0 = BLANK (NO ANSWER).....	336	0.57

SPECIAL DRUGS

(SD02SC2)
 COLDYR2¹

Len : 6 OTHER COUGH/COLD MED USED PAST 12 MOS - SPECIFY 2

	Freq	Pct
171.0 = NyQuil, no other information <OTC>	33	0.06
176.0 = Melatonin <OTC>.....	1	0.00
415.0 = Codeine.....	5	0.01
425.0 = Advil, no other information <OTC>	3	0.01
430.0 = Aspirin, Ecotrin, Empirin <OTC>.....	1	0.00
435.0 = Tylenol/Children's Tylenol; otherwise unspfd<OTC>	14	0.02
442.0 = Ibuprofen	3	0.01
450.0 = Acetaminophen, incl. non-Tylenol brands <OTC>	1	0.00
829.0 = Robitussin, no other information <OTC>	10	0.02
829.1 = Robitussin DM <OTC>.....	1	0.00
840.0 = Cough med, generic/unspec, contents unspc <OTC>	4	0.01
843.0 = Cold medicine/tabs, brand unspfd or generic <OTC>	5	0.01
883.0 = Dextromethorphan Hydrobromide <OTC>.....	3	0.01
1001.0 = Benadryl, Diphenhydramine, no other info <OTC>	3	0.01
3017.0 = Dayquil medication, no other information <OTC>	10	0.02
3047.0 = Sudafed, no other information <OTC>	2	0.00
6029.0 = DXM <OTC>.....	2	0.00
8009.0 = Allergy pills/antihistamine; type unspfd <OTC>	1	0.00
8010.0 = Zyrtec, Cetirizine <OTC>	1	0.00
8042.0 = Alka Seltzer, no other information <OTC>.....	1	0.00
8042.8 = Alka-Seltzer Plus Cold and Cough <OTC>	1	0.00
8055.0 = Flonase.....	1	0.00
8056.0 = Vicks, no other information <OTC>	1	0.00
8056.1 = Vicks 44 <OTC>.....	1	0.00
8065.0 = Tylenol Cold medication, no other info <OTC>	1	0.00
8070.0 = Advil Cold and Sinus <OTC>.....	1	0.00
8110.0 = Over-the-counter drug/pills; type unspecified<OTC>.....	6	0.01
8169.0 = TheraFlu <OTC>	4	0.01
8192.0 = Delsym <OTC>	1	0.00
8192.1 = Delsym 12-hour cough <OTC>.....	1	0.00
8200.0 = Tylenol Cold and Flu medication,no othr info <OTC>	2	0.00
8202.0 = Tussin, no other information	1	0.00
8204.0 = Flu medication, no other information <OTC>.....	4	0.01
8204.1 = Night flu medication; brand unspecified <OTC>	1	0.00
8205.0 = Mucinex, no other information <OTC>	5	0.01
8205.1 = Mucinex DM <OTC>	1	0.00
8228.0 = Lean (Promethazine w/codeine mixed w/Sprite).....	3	0.01
8258.0 = Tukol <OTC>	1	0.00
8261.0 = Rompe Pecho <OTC>.....	1	0.00
8279.0 = Decongestant; contents unspfd <OTC>.....	1	0.00
8305.0 = Zinc.....	1	0.00
9985.0 = BAD DATA Logically assigned	53	0.09
9991.0 = NEVER USED COUGH/COLD MED	56412	95.50
9993.0 = DID NOT USE COUGH/COLD MED IN THE PAST 12 MOS	1745	2.95
9994.0 = DON'T KNOW	3	0.01
9997.0 = REFUSED	29	0.05
9998.0 = BLANK (NO ANSWER).....	684	1.16

SPECIAL DRUGS

(SD02SC3)
COLDYR3¹

Len : 6 OTHER COUGH/COLD MED USED PAST 12 MOS - SPECIFY 3

	Freq	Pct
171.0 = NyQuil, no other information <OTC>	4	0.01
171.3 = NyQuil Cold and Flu <OTC>	1	0.00
176.0 = Melatonin <OTC>.....	1	0.00
425.0 = Advil, no other information <OTC>	1	0.00
435.0 = Tylenol/Children's Tylenol; otherwise unspcfd<OTC>	4	0.01
450.0 = Acetaminophen, incl. non-Tylenol brands <OTC>	3	0.01
499.0 = Aleve <OTC>	2	0.00
840.0 = Cough med, generic/unspec, contents unspec <OTC>	2	0.00
843.0 = Cold medicine/tabs, brand unspfd or generic <OTC>	1	0.00
883.0 = Dextromethorphan Hydrobromide <OTC>.....	1	0.00
3017.0 = Dayquil medication, no other information <OTC>	3	0.01
3017.1 = DayQuil Cough <OTC>.....	1	0.00
3047.0 = Sudafed, no other information <OTC>	2	0.00
6029.0 = DXM <OTC>.....	1	0.00
6083.0 = CCC, "Triple C," C3 <OTC>	1	0.00
8042.1 = Alka-Seltzer Plus Cold, no other information <OTC>	1	0.00
8055.0 = Flonase.....	1	0.00
8056.0 = Vicks, no other information <OTC>	2	0.00
8056.2 = Vicks VapoRub <OTC>.....	1	0.00
8091.0 = Benzedrex <OTC>.....	1	0.00
8110.0 = Over-the-counter drug/pills; type unspecified<OTC>	2	0.00
8169.0 = TheraFlu <OTC>	2	0.00
8192.0 = Delsym <OTC>	1	0.00
8201.0 = Tylenol Cough medication, no othr info <OTC>	1	0.00
8202.0 = Tussin, no other information	1	0.00
8212.0 = Zicam medication, no other information <OTC>	1	0.00
8228.0 = Lean (Promethazine w/codeine mixed w/Sprite).....	1	0.00
9985.0 = BAD DATA Logically assigned	33	0.06
9991.0 = NEVER USED COUGH/COLD MED	56412	95.50
9993.0 = DID NOT USE COUGH/COLD MED IN THE PAST 12 MOS	1745	2.95
9994.0 = DON'T KNOW	5	0.01
9997.0 = REFUSED	27	0.05
9998.0 = BLANK (NO ANSWER).....	804	1.36

(SD02SC4)
COLDYR4¹

Len : 6 OTHER COUGH/COLD MED USED PAST 12 MOS - SPECIFY 4

	Freq	Pct
171.0 = NyQuil, no other information <OTC>	5	0.01
435.0 = Tylenol/Children's Tylenol; otherwise unspcfd<OTC>	2	0.00
442.0 = Ibuprofen	1	0.00
840.0 = Cough med, generic/unspec, contents unspec <OTC>	1	0.00
3017.0 = Dayquil medication, no other information <OTC>	2	0.00
8042.0 = Alka Seltzer, no other information <OTC>.....	1	0.00
8056.0 = Vicks, no other information <OTC>	1	0.00
8110.0 = Over-the-counter drug/pills; type unspecified<OTC>.....	1	0.00
8204.0 = Flu medication, no other information <OTC>.....	1	0.00
8211.0 = Halls drops/lozenges, no other info <OTC>.....	1	0.00
9985.0 = BAD DATA Logically assigned	12	0.02
9991.0 = NEVER USED COUGH/COLD MED	56412	95.50
9993.0 = DID NOT USE COUGH/COLD MED IN THE PAST 12 MOS	1745	2.95
9997.0 = REFUSED	27	0.05
9998.0 = BLANK (NO ANSWER).....	857	1.45

(SD02SC5)
COLDYR5¹

Len : 6 OTHER COUGH/COLD MED USED PAST 12 MOS - SPECIFY 5

	Freq	Pct
840.0 = Cough med, generic/unspec, contents unspec <OTC>	2	0.00
883.0 = Dextromethorphan Hydrobromide <OTC>.....	1	0.00
3017.0 = Dayquil medication, no other information <OTC>	1	0.00
8056.0 = Vicks, no other information <OTC>	1	0.00
8192.0 = Delsym <OTC>	1	0.00
9985.0 = BAD DATA Logically assigned	10	0.02
9991.0 = NEVER USED COUGH/COLD MED	56412	95.50
9993.0 = DID NOT USE COUGH/COLD MED IN THE PAST 12 MOS	1745	2.95
9997.0 = REFUSED	27	0.05
9998.0 = BLANK (NO ANSWER).....	869	1.47

SPECIAL DRUGS

NOTE: OTCFLAG is a "flag" variable that has a value of 1 when respondents reported use of an over-the-counter (OTC) cold medication to get high in the past year, but the only drugs that they specified were prescription- type ones. OTCFLAG has a value of 2 when respondents reported use of OTC cold medications to get high but their "OTHER, Specify" variables COLDYR1 through COLDYR5 all had codes of "bad data" or "blank."

OTCFLAG¹ Len : 2 INCONSISTENCY FLAG FOR REPORT OF OTC COLD MEDS

	Freq	Pct
1 = Specified use only of prescrip-type drugs, past yr.....	20	0.03
2 = Bad data or blank in COLDYR1-COLDYR5.....	74	0.13
98 = BLANK (OTHERWISE).....	58975	99.84

The next question is about GHB, also called "G," "Georgia Home Boy," "Grievous Bodily Harm," "Liquid G," or gamma hydroxybutyrate. Have you ever, even once, used GHB?

(SD03)
GHB¹ Len : 2 EVER USED GHB

	Freq	Pct
1 = Yes.....	279	0.47
2 = No.....	58465	98.98
85 = BAD DATA Logically assigned.....	1	0.00
94 = DON'T KNOW.....	83	0.14
97 = REFUSED.....	23	0.04
98 = BLANK (NO ANSWER).....	218	0.37

How long has it been since you last used GHB?

(SD04)
GHBREC¹ Len : 2 TIME SINCE LAST USED GHB

	Freq	Pct
1 = Within the past 30 days.....	15	0.03
2 = More than 30 days ago but within the past 12 mos.....	16	0.03
3 = More than 12 months ago.....	244	0.41
9 = At some point in the lifetime LOG ASSN.....	4	0.01
85 = BAD DATA Logically assigned.....	1	0.00
91 = NEVER USED GHB.....	58465	98.98
97 = REFUSED.....	23	0.04
98 = BLANK (NO ANSWER).....	301	0.51

The next questions are about the different ways that certain drugs can be used.

Have you ever, even once, used a needle to inject cocaine?

(SD05)
COCNEEDL¹ Len : 2 EVER USED NEEDLE TO INJECT COCAINE

	Freq	Pct
1 = Yes.....	444	0.75
2 = No.....	6247	10.58
3 = Yes LOGICALLY ASSIGNED.....	5	0.01
85 = BAD DATA Logically assigned.....	1	0.00
91 = NEVER USED COCAINE.....	52316	88.57
94 = DON'T KNOW.....	1	0.00
97 = REFUSED.....	10	0.02
98 = BLANK (NO ANSWER).....	45	0.08

How long has it been since you last used a needle to inject cocaine?

(SD06)
CONDLREC¹ Len : 2 TIME SINCE LAST USED NEEDLE TO INJECT COCAINE

	Freq	Pct
1 = Within the past 30 days.....	13	0.02
2 = More than 30 days ago but within the past 12 mos.....	25	0.04
3 = More than 12 months ago.....	405	0.69
9 = At some point in the lifetime LOG ASSN.....	2	0.00
12 = Used >30 days ago but within pst 12 mos LOG ASSN.....	1	0.00
13 = More than 12 months ago LOGICALLY ASSIGNED.....	3	0.01
85 = BAD DATA Logically assigned.....	1	0.00
91 = NEVER USED COCAINE.....	52316	88.57
93 = USED COCAINE BUT NEVER WITH A NEEDLE.....	6247	10.58
97 = REFUSED.....	10	0.02
98 = BLANK (NO ANSWER).....	46	0.08

SPECIAL DRUGS

Have you ever, even once, smoked heroin?

(HEOTSMK, SD07)
HERSMOKE¹

Len : 2 EVER SMOKED HEROIN

	Freq	Pct
1 = Yes.....	553	0.94
2 = No.....	587	0.99
3 = Yes LOGICALLY ASSIGNED.....	19	0.03
85 = BAD DATA Logically assigned.....	2	0.00
91 = NEVER USED HEROIN.....	57840	97.92
94 = DON'T KNOW.....	1	0.00
97 = REFUSED.....	6	0.01
98 = BLANK (NO ANSWER).....	61	0.10

How long has it been since you last smoked heroin?

(SD08, SDHEUSE6)
HRSMKREC¹

Len : 2 TIME SINCE LAST SMOKED HEROIN

	Freq	Pct
1 = Within the past 30 days.....	37	0.06
2 = More than 30 days ago but within the past 12 mos.....	34	0.06
3 = More than 12 months ago.....	499	0.84
9 = At some point in the lifetime LOG ASSN.....	1	0.00
13 = More than 12 months ago LOGICALLY ASSIGNED.....	1	0.00
85 = BAD DATA Logically assigned.....	2	0.00
91 = NEVER USED HEROIN.....	57840	97.92
93 = USED HEROIN BUT NEVER SMOKED IT.....	587	0.99
97 = REFUSED.....	6	0.01
98 = BLANK (NO ANSWER).....	62	0.10

Have you ever, even once, sniffed or "snorted" heroin powder through your nose?

(HEOTSNF, SD09)
HERSNIFF¹

Len : 2 EVER SNIFFED HEROIN

	Freq	Pct
1 = Yes.....	811	1.37
2 = No.....	320	0.54
3 = Yes LOGICALLY ASSIGNED.....	29	0.05
85 = BAD DATA Logically assigned.....	2	0.00
91 = NEVER USED HEROIN.....	57840	97.92
97 = REFUSED.....	6	0.01
98 = BLANK (NO ANSWER).....	61	0.10

How long has it been since you last sniffed or "snorted" heroin powder through your nose?

(SD10, SDHEUSE7)
HRSNFREC¹

Len : 2 TIME SINCE LAST SNIFFED HEROIN

	Freq	Pct
1 = Within the past 30 days.....	65	0.11
2 = More than 30 days ago but within the past 12 mos.....	60	0.10
3 = More than 12 months ago.....	714	1.21
13 = More than 12 months ago LOGICALLY ASSIGNED.....	1	0.00
85 = BAD DATA Logically assigned.....	1	0.00
91 = NEVER USED HEROIN.....	57840	97.92
93 = USED HEROIN BUT NEVER SNIFFED IT.....	320	0.54
97 = REFUSED.....	6	0.01
98 = BLANK (NO ANSWER).....	62	0.10

SPECIAL DRUGS

Have you ever, even once, used a needle to inject heroin?

(*HEOTNDL, SD11*)
HERNEEDL¹

Len : 2 EVER USED NEEDLE TO INJECT HEROIN

	Freq	Pct
1 = Yes.....	575	0.97
2 = No.....	578	0.98
3 = Yes LOGICALLY ASSIGNED.....	10	0.02
85 = BAD DATA Logically assigned.....	2	0.00
91 = NEVER USED HEROIN.....	57840	97.92
97 = REFUSED	6	0.01
98 = BLANK (NO ANSWER)	58	0.10

Earlier the computer recorded that you had used heroin. In what way have you used heroin?

(*SDHEUSE*)
HEOTSMD¹

Len : 2 HOW USED HEROIN: SMOKED IT

	Freq	Pct
1 = Response entered.....	17	0.03
3 = Response entered LOGICALLY ASSIGNED.....	2	0.00
6 = Response not entered.....	41	0.07
85 = BAD DATA Logically assigned.....	1	0.00
91 = NEVER USED HEROIN.....	57840	97.92
97 = REFUSED	8	0.01
98 = BLANK (NO ANSWER)	62	0.10
99 = LEGITIMATE SKIP.....	1098	1.86

(*SDHEUSE*)
HEOTSNE¹

Len : 2 HOW USED HEROIN: SNIFFED IT

	Freq	Pct
1 = Response entered.....	28	0.05
3 = Response entered LOGICALLY ASSIGNED.....	1	0.00
6 = Response not entered.....	31	0.05
91 = NEVER USED HEROIN.....	57840	97.92
97 = REFUSED	8	0.01
98 = BLANK (NO ANSWER)	63	0.11
99 = LEGITIMATE SKIP.....	1098	1.86

(*SDHEUSE*)
HEOTNDL¹

Len : 2 HOW USED HEROIN: INJECTED IT WITH A NEEDLE

	Freq	Pct
1 = Response entered.....	6	0.01
3 = Response entered LOGICALLY ASSIGNED.....	1	0.00
6 = Response not entered.....	53	0.09
91 = NEVER USED HEROIN.....	57840	97.92
97 = REFUSED	8	0.01
98 = BLANK (NO ANSWER)	63	0.11
99 = LEGITIMATE SKIP.....	1098	1.86

(*SDHEUSE*)
HEOTOTH¹

Len : 2 HOW USED HEROIN: SOME OTHER WAY

	Freq	Pct
1 = Response entered.....	13	0.02
6 = Response not entered.....	47	0.08
91 = NEVER USED HEROIN.....	57840	97.92
97 = REFUSED	8	0.01
98 = BLANK (NO ANSWER)	63	0.11
99 = LEGITIMATE SKIP.....	1098	1.86

SPECIAL DRUGS

(SDHUSESC)
HEOTSP¹

Len : 2 HOW USED HEROIN: SPECIFY

	Freq	Pct
1 = You smoked heroin.....	2	0.00
2 = You sniffed or "snorted" heroin powder.....	1	0.00
3 = You injected heroin with a needle.....	1	0.00
5 = You took it orally/by mouth/in pill form.....	4	0.01
6 = You sniffed or "snorted" in liquid/melted form.....	1	0.00
85 = BAD DATA Logically assigned.....	2	0.00
91 = NEVER USED HEROIN.....	57840	97.92
97 = REFUSED.....	10	0.02
98 = BLANK (NO ANSWER).....	63	0.11
99 = LEGITIMATE SKIP.....	1145	1.94

How long has it been since you last used a needle to inject heroin?

(SD12)
HRNDLREC¹

Len : 2 TIME SINCE LAST USED NEEDLE TO INJECT HEROIN

	Freq	Pct
1 = Within the past 30 days.....	47	0.08
2 = More than 30 days ago but within the past 12 mos.....	32	0.05
3 = More than 12 months ago.....	502	0.85
9 = At some point in the lifetime LOG ASSN.....	1	0.00
12 = More than 30 days ago but within the past 12 mos LOG ASSN.....	1	0.00
13 = More than 12 months ago LOGICALLY ASSIGNED.....	2	0.00
85 = BAD DATA Logically assigned.....	1	0.00
91 = NEVER USED HEROIN.....	57840	97.92
93 = USED HEROIN BUT NEVER WITH A NEEDLE.....	578	0.98
97 = REFUSED.....	6	0.01
98 = BLANK (NO ANSWER).....	59	0.10

Have you ever, even once, used a needle to inject Methamphetamine?

(SD13)
METHNEEDL¹

Len : 2 EVER USED NEEDLE TO INJECT METHAMPHETAMINE

	Freq	Pct
1 = Yes.....	516	0.87
2 = No.....	2135	3.61
3 = Yes LOGICALLY ASSIGNED.....	4	0.01
85 = BAD DATA Logically assigned.....	1	0.00
91 = NEVER USED METHAMPHETAMINE.....	56322	95.35
97 = REFUSED.....	7	0.01
98 = BLANK (NO ANSWER).....	84	0.14

How long has it been since you last used a needle to inject Methamphetamine?

(SD14)
METHNDLRC¹

Len : 2 TIME SINCE LAST USED NEEDLE TO INJECT METH

	Freq	Pct
1 = Within the past 30 days.....	69	0.12
2 = More than 30 days ago but within the past 12 mos.....	54	0.09
3 = More than 12 months ago.....	392	0.66
9 = At some point in the lifetime LOG ASSN.....	1	0.00
12 = Used >30 days ago but within pst 12 mos LOG ASSN.....	1	0.00
13 = More than 12 months ago LOGICALLY ASSIGNED.....	3	0.01
85 = BAD DATA Logically assigned.....	1	0.00
91 = NEVER USED METHAMPHETAMINE.....	56322	95.35
93 = USED METHAMPH BUT NEVER WITH A NEEDLE.....	2135	3.61
97 = REFUSED.....	7	0.01
98 = BLANK (NO ANSWER).....	84	0.14

SPECIAL DRUGS

Have you ever, even once, used a needle to inject any other drug/any drug that was not prescribed for you?

(SD15)

[OTDGNEDL](#)¹

Len : 2 EVER USED NEEDLE TO INJECT ANY OTHER DRUG

	Freq	Pct
1 = Yes.....	381	0.65
2 = No.....	58414	98.89
85 = BAD DATA Logically assigned.....	1	0.00
94 = DON'T KNOW.....	27	0.05
97 = REFUSED.....	22	0.04
98 = BLANK (NO ANSWER).....	224	0.38

SPECIAL DRUGS

(SD15SCI)
OTDGNDLA¹

Len : 4 OTHER DRUG INJECTED - SPECIFY 1

	Freq	Pct
110 = Tuinal.....	1	0.00
116 = Methaqualone, Sopor, Quaalude.....	1	0.00
120 = Downers; OTHER Sedative, NOT OTHERWISE SPECIFIED.....	1	0.00
174 = Ambien.....	1	0.00
209 = Xanax.....	4	0.01
311 = Preludin.....	2	0.00
318 = Ritalin.....	1	0.00
322 = Methamphetamine ("ice" or "crank"), Meth.....	22	0.04
355 = Crystal meth, crystal methamphetamine.....	2	0.00
407 = Demerol.....	4	0.01
408 = Dilaudid, Hydromorphone.....	34	0.06
417 = Morphine.....	30	0.05
418 = Methadone.....	3	0.01
420 = OTHER Pain Reliever, NOT OTHERWISE SPECIFIED.....	4	0.01
423 = Percocet.....	7	0.01
457 = T's and blues, tee's and b's, tops and bottoms.....	1	0.00
465 = Fentanyl.....	13	0.02
481 = Acular, Dolac, Ketorolac tromethamine, Toradol.....	1	0.00
490 = Nalbuphine, Nubain.....	1	0.00
601 = LSD ("acid").....	1	0.00
605 = PCP ("angel dust," phencyclidine).....	1	0.00
614 = MDA, Methylenedioxy amphetamine.....	1	0.00
658 = Special K, Ketamine.....	12	0.02
701 = OTHER Opiates, NOT OTHERWISE SPECIFIED.....	1	0.00
702 = Heroin.....	27	0.05
704 = Dope.....	1	0.00
801 = OTHER Drugs, NOT OTHERWISE SPECIFIED.....	18	0.03
803 = Marijuana, MarrJane, Mary Jane, MJ, pot, weed.....	1	0.00
805 = Cocaine, coca, cocaina, coke, perico.....	16	0.03
806 = Crack, rock.....	9	0.02
807 = Alcohol, beer, ethanol, EtOH, pink champagne.....	2	0.00
824 = Steroids.....	13	0.02
848 = Liquid vitamin, vitamin pills <OTC>.....	2	0.00
893 = Estrogen.....	1	0.00
2001 = Soma.....	2	0.00
2034 = Clonazepam.....	1	0.00
3023 = Adderall.....	2	0.00
3046 = Adrenalin, Epinephrine.....	1	0.00
3052 = Speed, otherwise unspecified.....	2	0.00
3117 = Methedrone.....	1	0.00
3143 = Pyrovalerone.....	1	0.00
4043 = Tramadol.....	1	0.00
4046 = Oxycodone.....	11	0.02
4047 = Roxicet.....	1	0.00
4065 = Roxicodone.....	6	0.01
4067 = OxyContin.....	24	0.04
4091 = K4.....	1	0.00
4109 = Suboxone.....	11	0.02
4119 = Buprenorphine.....	1	0.00
4120 = Opana.....	6	0.01
4150 = Subutex.....	2	0.00
4505 = Oxycodone product, unspecified.....	5	0.01
4510 = Oxymorphone.....	1	0.00
6110 = Mad dog.....	1	0.00
6114 = Molly, not otherwise specified.....	6	0.01
8067 = Testosterone.....	11	0.02
8072 = Deca-Durabolin, Nandrolone decanoate.....	1	0.00
8212 = Finaplix Gold, Trembolona QV75, Trenbolone.....	2	0.00
8245 = Human growth hormone (HGH).....	1	0.00
8301 = Bath salts/synthetic cathinone; otherwise unspcfd.....	2	0.00
8415 = Melanotan 2, Melanotan II.....	1	0.00
8451 = Testosterone booster; contents unspecified.....	1	0.00
8458 = Estradiol valerate.....	1	0.00
8459 = Delta-9.....	1	0.00
8505 = Quetiapine, Seroquel.....	1	0.00
9985 = BAD DATA Logically assigned.....	12	0.02
9994 = DON'T KNOW.....	11	0.02
9997 = REFUSED.....	33	0.06
9998 = BLANK (NO ANSWER).....	251	0.42
9999 = LEGITIMATE SKIP.....	58414	98.89

SPECIAL DRUGS

(SD15SC2)
 OTDGNLDB¹

Len : 4 OTHER DRUG INJECTED - SPECIFY 2

	Freq	Pct
120 = Downers; OTHER Sedative, NOT OTHERWISE SPECIFIED	1	0.00
174 = Ambien	1	0.00
209 = Xanax	2	0.00
318 = Ritalin	1	0.00
322 = Methamphetamine ("ice" or "crank"), Meth	13	0.02
407 = Demerol	1	0.00
408 = Dilaudid, Hydromorphone	10	0.02
417 = Morphine	17	0.03
434 = Vicodin	1	0.00
465 = Fentanyl	12	0.02
601 = LSD ("acid")	2	0.00
616 = DET, Dimethyltryptamine, DMT	2	0.00
658 = Special K, Ketamine	2	0.00
701 = OTHER Opiates, NOT OTHERWISE SPECIFIED	2	0.00
702 = Heroin	10	0.02
704 = Dope	1	0.00
801 = OTHER Drugs, NOT OTHERWISE SPECIFIED	8	0.01
802 = THC, cannabinal, marinol, tetrahydrocannabinol	1	0.00
805 = Cocaine, coca, cocaina, coke, perico	8	0.01
806 = Crack, rock	5	0.01
807 = Alcohol, beer, ethanol, EtOH, pink champagne	1	0.00
3023 = Adderall	2	0.00
4046 = Oxycodone	5	0.01
4065 = Roxicodone	3	0.01
4067 = OxyContin	6	0.01
4109 = Suboxone	4	0.01
4120 = Opana	2	0.00
4150 = Subutex	2	0.00
4505 = Oxycodone product, unspecified	5	0.01
8067 = Testosterone	2	0.00
8090 = Sustanon, Sostenon	1	0.00
8212 = Finaplix Gold, Trembolona QV75, Trenbolone	1	0.00
8245 = Human growth hormone (HGH)	1	0.00
8462 = Estradiol enantate	1	0.00
9985 = BAD DATA Logically assigned	9	0.02
9994 = DON'T KNOW	3	0.01
9997 = REFUSED	25	0.04
9998 = BLANK (NO ANSWER)	482	0.82
9999 = LEGITIMATE SKIP	58414	98.89

SPECIAL DRUGS

(SD15SC3)
OTDGNLDC¹

Len : 4 OTHER DRUG INJECTED - SPECIFY 3

	Freq	Pct
201 = Valium.....	1	0.00
209 = Xanax.....	1	0.00
318 = Ritalin.....	2	0.00
322 = Methamphetamine ("ice" or "crank"), Meth.....	1	0.00
408 = Dilaudid, Hydromorphone.....	3	0.01
417 = Morphine.....	2	0.00
418 = Methadone.....	1	0.00
420 = OTHER Pain Reliever, NOT OTHERWISE SPECIFIED.....	1	0.00
423 = Percocet.....	1	0.00
465 = Fentanyl.....	6	0.01
607 = OTHER Hallucinogen, NOT OTHERWISE SPECIFIED.....	1	0.00
701 = OTHER Opiates, NOT OTHERWISE SPECIFIED.....	1	0.00
702 = Heroin.....	7	0.01
801 = OTHER Drugs, NOT OTHERWISE SPECIFIED.....	4	0.01
805 = Cocaine, coca, cocaina, coke, perico.....	6	0.01
806 = Crack, rock.....	3	0.01
3023 = Adderall.....	2	0.00
4044 = Hydrocodone.....	1	0.00
4046 = Oxycodone.....	3	0.01
4065 = Roxicodone.....	1	0.00
4067 = OxyContin.....	2	0.00
4109 = Suboxone.....	3	0.01
4120 = Opana.....	1	0.00
4505 = Oxycodone product, unspecified.....	1	0.00
8067 = Testosterone.....	1	0.00
9985 = BAD DATA Logically assigned.....	5	0.01
9997 = REFUSED.....	22	0.04
9998 = BLANK (NO ANSWER).....	572	0.97
9999 = LEGITIMATE SKIP.....	58414	98.89

(SD15SC4)
OTDGNLDC¹

Len : 4 OTHER DRUG INJECTED - SPECIFY 4

	Freq	Pct
174 = Ambien.....	1	0.00
322 = Methamphetamine ("ice" or "crank"), Meth.....	3	0.01
407 = Demerol.....	1	0.00
408 = Dilaudid, Hydromorphone.....	2	0.00
417 = Morphine.....	2	0.00
423 = Percocet.....	1	0.00
465 = Fentanyl.....	1	0.00
606 = "Ecstasy" (MDMA), X-TC, "X".....	1	0.00
701 = OTHER Opiates, NOT OTHERWISE SPECIFIED.....	1	0.00
702 = Heroin.....	2	0.00
801 = OTHER Drugs, NOT OTHERWISE SPECIFIED.....	2	0.00
805 = Cocaine, coca, cocaina, coke, perico.....	4	0.01
806 = Crack, rock.....	1	0.00
4044 = Hydrocodone.....	1	0.00
4047 = Roxicet.....	1	0.00
4065 = Roxicodone.....	1	0.00
4067 = OxyContin.....	1	0.00
4150 = Subutex.....	1	0.00
4505 = Oxycodone product, unspecified.....	2	0.00
8301 = Bath salts/synthetic cathinone; otherwise unspcfd.....	1	0.00
9985 = BAD DATA Logically assigned.....	1	0.00
9994 = DON'T KNOW.....	1	0.00
9997 = REFUSED.....	22	0.04
9998 = BLANK (NO ANSWER).....	601	1.02
9999 = LEGITIMATE SKIP.....	58414	98.89

SPECIAL DRUGS

(SD15SC5)
OTDGNLDE¹

Len : 4 OTHER DRUG INJECTED - SPECIFY 5

	Freq	Pct
209 = Xanax.....	2	0.00
318 = Ritalin.....	1	0.00
322 = Methamphetamine ("ice" or "crank"), Meth.....	2	0.00
408 = Dilaudid, Hydromorphone.....	1	0.00
423 = Percocet.....	1	0.00
658 = Special K, Ketamine.....	1	0.00
702 = Heroin.....	3	0.01
801 = OTHER Drugs, NOT OTHERWISE SPECIFIED.....	1	0.00
805 = Cocaine, coca, cocaina, coke, perico.....	2	0.00
3023 = Adderall.....	1	0.00
4067 = OxyContin.....	1	0.00
4109 = Suboxone.....	1	0.00
4505 = Oxycodone product, unspecified.....	1	0.00
8368 = alpha-PVP, alpha-Pyrrolidinopentiophenone.....	1	0.00
9985 = BAD DATA Logically assigned.....	1	0.00
9997 = REFUSED.....	22	0.04
9998 = BLANK (NO ANSWER).....	613	1.04
9999 = LEGITIMATE SKIP.....	58414	98.89

How long has it been since you last used a needle to inject [any other drug / any drug] that was not prescribed for you?

(SD16)
OTDGNLRC¹

Len : 2 TIME SINCE LAST USED A NEEDLE TO INJECT OTHER DRUG

	Freq	Pct
1 = Within the past 30 days.....	30	0.05
2 = More than 30 days ago but within the past 12 months.....	37	0.06
3 = More than 12 months ago.....	308	0.52
9 = At some point in the lifetime LOG ASSN.....	1	0.00
11 = Within the past 30 days LOGICALLY ASSIGNED.....	2	0.00
12 = Used >30 days ago but within pst 12 mos LOG ASSN.....	3	0.01
85 = BAD DATA Logically assigned.....	1	0.00
91 = NEVER USED ANY (OTHER) DRUG.....	58414	98.89
97 = REFUSED.....	22	0.04
98 = BLANK (NO ANSWER).....	251	0.42

Think about the last time you used a needle for injecting drugs. The last time you used a needle for injecting drugs, were you reusing a needle that you had used before?

(SD17)
GNNDREUS¹

Len : 2 LAST TIME REUSED NEEDLE USED BEFORE

	Freq	Pct
1 = Yes.....	375	0.63
2 = No.....	577	0.98
85 = BAD DATA Logically assigned.....	2	0.00
94 = DON'T KNOW.....	3	0.01
97 = REFUSED.....	20	0.03
98 = BLANK (NO ANSWER).....	249	0.42
99 = LEGITIMATE SKIP.....	57843	97.92

The last time you used a needle for injecting drugs, did you use a needle that you knew or suspected someone else had used before?

(SD18)
GNNDLSH1¹

Len : 2 LAST NEEDLE HAD BEEN USED BY SOMEONE ELSE

	Freq	Pct
1 = Yes.....	171	0.29
2 = No.....	782	1.32
85 = BAD DATA Logically assigned.....	2	0.00
94 = DON'T KNOW.....	1	0.00
97 = REFUSED.....	21	0.04
98 = BLANK (NO ANSWER).....	249	0.42
99 = LEGITIMATE SKIP.....	57843	97.92

SPECIAL DRUGS

The last time you used a needle for injecting drugs, did you use bleach to clean the needle before you used it?

(SD19)

GNNDCLEN¹

Len : 2 USED BLEACH TO CLEAN LAST NEEDLE BEFORE USE

	Freq	Pct
1 = Yes.....	156	0.26
2 = No.....	795	1.35
85 = BAD DATA Logically assigned.....	2	0.00
94 = DON'T KNOW.....	2	0.00
97 = REFUSED.....	22	0.04
98 = BLANK (NO ANSWER).....	249	0.42
99 = LEGITIMATE SKIP.....	57843	97.92

The last time you used a needle for injecting drugs, did someone else use the needle after you?

(SD20)

GNNDSLH2¹

Len : 2 SOMEONE ELSE USED LAST NEEDLE AFTER YOU

	Freq	Pct
1 = Yes.....	165	0.28
2 = No.....	784	1.33
85 = BAD DATA Logically assigned.....	2	0.00
94 = DON'T KNOW.....	5	0.01
97 = REFUSED.....	21	0.04
98 = BLANK (NO ANSWER).....	249	0.42
99 = LEGITIMATE SKIP.....	57843	97.92

NOTE: In situations where respondents reported getting their last needle "some other way" and specified where they got the needle, the variable GNNDGET2 incorporates these "OTHER, Specify" data.

The last time you used a needle for injecting drugs, how did you get the needle?

(SD21, SD21SC)

GNNDGET2¹

Len : 2 HOW DID YOU GET THE NEEDLE LAST TIME

	Freq	Pct
1 = Bought the needle from a pharmacy.....	472	0.80
2 = Got the needle from a needle exchange.....	114	0.19
3 = Bought the needle on the street.....	88	0.15
4 = Got the needle in a shooting gallery.....	8	0.01
5 = Got the needle some other way.....	46	0.08
41 = Given by/stole frm friend/acquaint of frnd/nonrel.....	115	0.19
42 = Given by, stolen from a relative.....	14	0.02
43 = Given by, stolen from someone, relation unspecfd.....	28	0.05
44 = From drug dealer/came with drugs.....	10	0.02
46 = Given by, stolen frm med facility/professionl/lab.....	8	0.01
48 = Given by, stolen from a pharmacy or store.....	4	0.01
49 = Bought, given, stolen from place/location unspecfd.....	17	0.03
54 = Shared needle with friends/other acquaintances.....	11	0.02
56 = Given/stolen/bought from farm/pet store/supplier.....	4	0.01
59 = Bought it online/on the Internet.....	11	0.02
85 = BAD DATA Logically assigned.....	2	0.00
94 = DON'T KNOW.....	3	0.01
97 = REFUSED.....	22	0.04
98 = BLANK (NO ANSWER).....	249	0.42
99 = LEGITIMATE SKIP.....	57843	97.92

IMPUTED SPECIAL DRUGS

IMPUTED SPECIAL DRUGS

(COLDMEDS, OTCFLAG)

IRNPCOLDREC Len : 1 NONPRESCRIPTION COUGH OR COLD MEDS RECENCY - IMPUTATION REV

	Freq	Pct
1 = Within the past 30 days.....	169	0.29
2 = More than 30 days ago but within the past 12 mos	317	0.54
3 = More than 12 months ago	1815	3.07
9 = Never used nonprescription cough and cold medicines.....	56768	96.10

(COLDMEDS, OTCFLAG)

IINPCOLDREC Len : 1 NONPRESCRIPTION COUGH OR COLD MEDS RECENCY - IMPUTATION IND

	Freq	Pct
1 = Questionnaire data	58614	99.23
3 = Statistically imputed data.....	385	0.65
4 = Statistically imputed data - edited recency = 9.....	70	0.12

(GHBREC)

IRGHBREC Len : 1 GHB RECENCY - IMPUTATION REVISED

	Freq	Pct
1 = Within the past 30 days.....	15	0.03
2 = More than 30 days ago but within the past 12 mos	16	0.03
3 = More than 12 months ago	252	0.43
9 = NEVER USED GHB	58786	99.52

(GHBREC)

IIGHBREC Len : 1 GHB RECENCY - IMPUTATION INDICATOR

	Freq	Pct
1 = Questionnaire data	58740	99.44
3 = Statistically imputed data.....	325	0.55
4 = Statistically imputed data - edited recency = 9.....	4	0.01

RECODED SPECIAL DRUGS

RECODED SPECIAL DRUGS

The values in this section may be inconsistent with values for variables in other sections of the interview. Items in this section were edited when respondents legitimately skipped out of these items based on prior answers in earlier sections. Otherwise, variables in one section of the interview generally were not edited to make them consistent with variables in another section of the interview. This note applies to variables in this section marked by a¹.

NOTE: The variables in this section are recoded variables that were created from one or more of the variables from three of the preceding sections: Recoded Drug Use, Special Drugs, and Imputed Special Drugs.

NOTE: Certain source variables that were used to create recoded variables have valid values that might not have been reported or assigned for the current survey year. However, these values have been included in the general specifications in the codebook on how the recoded variables were created. See additional details about this issue in the Organization of the Data File section of this codebook introduction.

(CONDLREC, HRNDLREC, METHNDLRC, OTDGNDLRC)

ANYNDLREC¹ Len : 2 RC-MOST RECENT USE OF ANY DRUG WITH A NEEDLE

	Freq	Pct
1 = Within the past 30 days.....	108	0.18
2 = More than 30 days ago but within the past 12 mos	81	0.14
3 = More than 12 months ago	753	1.27
9 = At some point in the lifetime LOG ASSN.....	11	0.02
91 = NEVER USED ANY DRUG WITH A NEEDLE.....	57839	97.92
97 = REFUSED	29	0.05
98 = MISSING (BUT NOT REFUSED).....	248	0.42

(CONDLREC, HRNDLREC, METHNDLRC)

CHMNDLREC¹ Len : 2 RC-MOST RECENT USE OF COC/HER/METH WITH A NEEDLE

	Freq	Pct
1 = Within the past 30 days.....	100	0.17
2 = More than 30 days ago but within the past 12 mos	70	0.12
3 = More than 12 months ago	699	1.18
9 = At some point in the lifetime LOG ASSN.....	3	0.01
12 = More than 30 days ago but within the past 12 mos LOG ASSN	3	0.01
91 = NEVER USED COC/HER/STM WITH A NEEDLE	58027	98.24
97 = REFUSED	15	0.03
98 = MISSING (BUT NOT REFUSED).....	152	0.26

NOTE: The following ten recoded variables pertain to specific needle and heroin use. The ever used a needle to inject drugs recode was revised starting with the 2022 NSDUH to include data from the new questions in the Emerging Issues section about the use of a needle to inject illegally made fentanyl. Thus, ANYNEFLAG (ever used a needle to inject heroin, cocaine, methamphetamine, illegally made fentanyl, or some other drug) in the Recoded Emerging Issues section replaces ANYNEDEVER (ever used a needle to inject heroin, cocaine, methamphetamine, or some other drug) that appeared in the Recoded Special Drugs section in 2021. A past year version of the any needle use recode which includes illegally made fentanyl needle use, ANYNEDYR, also appears in the Recoded Emerging Issues section starting with the 2022 NSDUH.

(HERFLAG, HERNEEDL)

HERNEDEVER Len : 1 RC-EVER USED A NEEDLE TO INJECT HEROIN

	Freq	Pct
. = Unknown (Otherwise).....	11	0.02
0 = No (HERNEEDL=2,91 or (HERNEEDL^=1,3 & HERFLAG=0)).....	58473	98.99
1 = Yes (HERNEEDL=1,3).....	585	0.99

(COCFLAG, COCNEEDL)

COCNEDEVER Len : 1 RC-EVER USED A NEEDLE TO INJECT COCAINE

	Freq	Pct
. = Unknown (Otherwise).....	39	0.07
0 = No (COCNEEDL=2,91 or (COCNEEDL^=1,3 & COCFLAG=0)).....	58581	99.17
1 = Yes (COCNEEDL=1,3).....	449	0.76

(METHAMFLAG, METHNEEDL)

MTHNEDEVER Len : 1 RC-EVER USED NEEDLE TO INJECT METHAMPHETAMINE

	Freq	Pct
. = Unknown (Otherwise).....	24	0.04
0 = No (METHNEEDL=2,91 or (METHNEEDL^=1,3 & METHAMFLAG=0)).....	58525	99.08
1 = Yes (METHNEEDL=1,3).....	520	0.88

RECORDED SPECIAL DRUGS

(HERFLAG, HERSMOKE)

<u>HERSMOEVER</u>	Len : 1 RC-EVER SMOKED HEROIN		
	. = Unknown (Otherwise).....	Freq	Pct
	0 = No (HERSMOKE=2,91 or HERFLAG=0)	12	0.02
	1 = Yes (HERSMOKE=1,3)	58485	99.01
		572	0.97

(HERFLAG, HERSNIFF)

<u>HERSNIEVER</u>	Len : 1 RC-EVER SNIFFED HEROIN		
	. = Unknown (Otherwise).....	Freq	Pct
	0 = No (HERSNIFF =2,91 or HERFLAG=0)	11	0.02
	1 = Yes (HERSNIFF=1,3)	58218	98.56
		840	1.42

(IRNPCOLDREC)

<u>NPCOLDFLAG</u>	Len : 1 RC-NONPRESCRIPTION COUGH OR COLD MEDS - EVER USED		
	0 = Never used (IRNPCOLDREC = 9)	Freq	Pct
	1 = Ever used (IRNPCOLDREC = 1-3)	56768	96.10
		2301	3.90

(IRNPCOLDREC)

<u>NPCOLDYR</u>	Len : 1 RC-NONPRESCRIPTION COUGH OR COLD MEDS - PAST YEAR USE		
	0 = Did not use in the past year (IRNPCOLDREC = 3,9)	Freq	Pct
	1 = Used within the past year (IRNPCOLDREC = 1,2)	58583	99.18
		486	0.82

(IRNPCOLDREC)

<u>NPCOLDMON</u>	Len : 1 RC-NONPRESCRIPTION COUGH OR COLD MEDS - PAST MONTH USE		
	0 = Did not use in the past month (IRNPCOLDREC= 2-3,9)	Freq	Pct
	1 = Used within the past month (IRNPCOLDREC = 1)	58900	99.71
		169	0.29

(IRGHBREC)

<u>GHBFLAG</u>	Len : 1 RC-GHB - EVER USED		
	0 = Never used (IRGHBREC = 9)	Freq	Pct
	1 = Ever used (IRGHBREC = 1-3)	58786	99.52
		283	0.48

(IRGHBREC)

<u>GHBYSR</u>	Len : 1 RC-GHB - PAST YEAR USE		
	0 = Did not use in the past year (IRGHBREC = 3,9)	Freq	Pct
	1 = Used within the past year (IRGHBREC = 1,2)	59038	99.95
		31	0.05

(IRGHBREC)

<u>GHBMON</u>	Len : 1 RC-GHB - PAST MONTH USE		
	0 = Did not use in the past month (IRGHBREC= 2-3,9)	Freq	Pct
	1 = Used within the past month (IRGHBREC = 1)	59054	99.97
		15	0.03

SUBSTANCE USE DISORDER

SUBSTANCE USE DISORDER

Think about your use of alcohol during the past 12 months as you answer these next questions.

During the past 12 months, did you spend a great deal of your time drinking alcohol, feeling its effects, or getting over the effects of drinking?

(DPALFEEL)

UDALTIMEUSE

Len : 2 SPENT GREAT DEAL OF TIME USING/FEEL EFF OF ALCOHOL PST 12MOS

	Freq	Pct
1 = Yes.....	3622	6.13
2 = No.....	25147	42.57
83 = DID NOT USE ALCOHOL PST 12 MOS OR USED <6 DAYS Log assn.....	74	0.13
85 = BAD DATA LOGICALLY ASSIGNED.....	5	0.01
91 = NEVER USED ALCOHOL.....	17216	29.15
93 = DID NOT USE ALCOHOL PST 12 MOS OR USED <6 DAYS.....	12496	21.15
94 = DON'T KNOW.....	33	0.06
97 = REFUSED.....	23	0.04
98 = BLANK (NO ANSWER).....	453	0.77

During the past 12 months, did you spend a great deal of your time getting or trying to get alcohol?

(DPALGET)

UDALTIMEGET

Len : 2 SPENT GREAT DEAL TIME TRY TO GET/GETTING ALC IN PST 12 MOS

	Freq	Pct
1 = Yes.....	180	0.30
2 = No.....	24981	42.29
83 = DID NOT USE ALCOHOL PST 12 MOS OR USED <6 DAYS Log assn.....	74	0.13
85 = BAD DATA LOGICALLY ASSIGNED.....	1	0.00
91 = NEVER USED ALCOHOL.....	17216	29.15
93 = DID NOT USE ALCOHOL PST 12 MOS OR USED <6 DAYS.....	12496	21.15
94 = DON'T KNOW.....	18	0.03
97 = REFUSED.....	21	0.04
98 = BLANK (NO ANSWER).....	460	0.78
99 = LEGITIMATE SKIP.....	3622	6.13

During the past 12 months, were there many times when you ended up drinking alcohol in larger amounts or for a longer time than you meant to?

(DPALLRGR)

UDALLRGAMTS

Len : 2 DRANK ALC LARGER AMTS OR LONGER TIME THAN MEANT TO PST 12MOS

	Freq	Pct
1 = Yes.....	4938	8.36
2 = No.....	23829	40.34
83 = DID NOT USE ALCOHOL PST 12 MOS OR USED <6 DAYS Log assn.....	74	0.13
85 = BAD DATA LOGICALLY ASSIGNED.....	5	0.01
91 = NEVER USED ALCOHOL.....	17216	29.15
93 = DID NOT USE ALCOHOL PST 12 MOS OR USED <6 DAYS.....	12496	21.15
94 = DON'T KNOW.....	24	0.04
97 = REFUSED.....	24	0.04
98 = BLANK (NO ANSWER).....	463	0.78

During the past 12 months, were there times when you wanted to drink alcohol so badly that you couldn't think of anything else?

(DPALBDLY)

UDALWANTBAD

Len : 2 WANTED TO USE ALCOHOL SO BADLY IN PAST 12 MOS

	Freq	Pct
1 = Yes.....	1265	2.14
2 = No.....	27504	46.56
83 = DID NOT USE ALCOHOL PST 12 MOS OR USED <6 DAYS Log assn.....	74	0.13
85 = BAD DATA LOGICALLY ASSIGNED.....	5	0.01
91 = NEVER USED ALCOHOL.....	17216	29.15
93 = DID NOT USE ALCOHOL PST 12 MOS OR USED <6 DAYS.....	12496	21.15
94 = DON'T KNOW.....	18	0.03
97 = REFUSED.....	20	0.03
98 = BLANK (NO ANSWER).....	471	0.80

SUBSTANCE USE DISORDER

During the past 12 months, were there times when you had a strong urge to drink alcohol?

(DPALURGE)

UDALSTRURGE

Len : 2 STRONG URGE TO DRINK ALCOHOL IN PST 12 MOS

	Freq	Pct
1 = Yes.....	5109	8.65
2 = No.....	22395	37.91
83 = DID NOT USE ALCOHOL PST 12 MOS OR USED <6 DAYS Log assn.....	74	0.13
85 = BAD DATA LOGICALLY ASSIGNED.....	1	0.00
91 = NEVER USED ALCOHOL.....	17216	29.15
93 = DID NOT USE ALCOHOL PST 12 MOS OR USED <6 DAYS.....	12496	21.15
94 = DON'T KNOW.....	17	0.03
97 = REFUSED.....	18	0.03
98 = BLANK (NO ANSWER).....	478	0.81
99 = LEGITIMATE SKIP.....	1265	2.14

Do you need to drink a lot more alcohol than you used to in order to get the feeling you want?

(DPALMORE)

UDALNEEDMOR

Len : 2 NEEDED A LOT MORE ALCOHOL TO GET FEELING YOU WANT

	Freq	Pct
1 = Yes.....	2066	3.50
2 = No.....	26684	45.17
83 = DID NOT USE ALCOHOL PST 12 MOS OR USED <6 DAYS Log assn.....	74	0.13
85 = BAD DATA LOGICALLY ASSIGNED.....	5	0.01
91 = NEVER USED ALCOHOL.....	17216	29.15
93 = DID NOT USE ALCOHOL PST 12 MOS OR USED <6 DAYS.....	12496	21.15
94 = DON'T KNOW.....	30	0.05
97 = REFUSED.....	23	0.04
98 = BLANK (NO ANSWER).....	475	0.80

Does drinking the same amount of alcohol have much less effect on you than it used to?

(DPALLESS)

UDALLESSEFF

Len : 2 SAME AMT ALCOHOL HAS LESS EFFECT THAN IT USED TO

	Freq	Pct
1 = Yes.....	2332	3.95
2 = No.....	24261	41.07
83 = DID NOT USE ALCOHOL PST 12 MOS OR USED <6 DAYS Log assn.....	74	0.13
85 = BAD DATA LOGICALLY ASSIGNED.....	1	0.00
91 = NEVER USED ALCOHOL.....	17216	29.15
93 = DID NOT USE ALCOHOL PST 12 MOS OR USED <6 DAYS.....	12496	21.15
94 = DON'T KNOW.....	119	0.20
97 = REFUSED.....	21	0.04
98 = BLANK (NO ANSWER).....	483	0.82
99 = LEGITIMATE SKIP.....	2066	3.50

During the past 12 months, did you try to cut down or try to stop drinking alcohol?

(DPALSTOP)

UDALTRYSTOP

Len : 2 TRY TO CUT DOWN/STOP ALCOHOL USE IN PAST 12 MOS

	Freq	Pct
1 = Yes.....	8246	13.96
2 = No.....	20452	34.62
83 = DID NOT USE ALCOHOL PST 12 MOS OR USED <6 DAYS Log assn.....	74	0.13
85 = BAD DATA LOGICALLY ASSIGNED.....	5	0.01
91 = NEVER USED ALCOHOL.....	17216	29.15
93 = DID NOT USE ALCOHOL PST 12 MOS OR USED <6 DAYS.....	12496	21.15
94 = DON'T KNOW.....	49	0.08
97 = REFUSED.....	50	0.08
98 = BLANK (NO ANSWER).....	481	0.81

SUBSTANCE USE DISORDER

Some people who drink alcohol try to cut down or stop but find they can't. Was there more than one time in the past 12 months when you tried but were unable to cut down or stop drinking alcohol?

(DPALCANT)

UDALNOTSTOP

Len : 2 UNABLE TO CUT/STOP ALC USE MORE THAN ONE TIME PAST 12 MOS

	Freq	Pct
1 = Yes.....	1639	2.77
2 = No.....	6589	11.15
83 = DID NOT USE ALCOHOL PST 12 MOS OR USED <6 DAYS Log assn.....	74	0.13
85 = BAD DATA LOGICALLY ASSIGNED.....	4	0.01
91 = NEVER USED ALCOHOL.....	17216	29.15
93 = DID NOT USE ALCOHOL PST 12 MOS OR USED <6 DAYS.....	12496	21.15
94 = DON'T KNOW.....	12	0.02
97 = REFUSED.....	54	0.09
98 = BLANK (NO ANSWER).....	533	0.90
99 = LEGITIMATE SKIP.....	20452	34.62

In the past 12 months, did you often wish that you could cut down or stop drinking alcohol?

(DPALWISH)

UDALWSHSTOP

Len : 2 OFTEN WISH CUT DOWN OR STOP ALCOHOL USE PAST 12 MOS

	Freq	Pct
1 = Yes.....	596	1.01
2 = No.....	19849	33.60
83 = DID NOT USE ALCOHOL PST 12 MOS OR USED <6 DAYS Log assn.....	74	0.13
85 = BAD DATA LOGICALLY ASSIGNED.....	1	0.00
91 = NEVER USED ALCOHOL.....	17216	29.15
93 = DID NOT USE ALCOHOL PST 12 MOS OR USED <6 DAYS.....	12496	21.15
94 = DON'T KNOW.....	52	0.09
97 = REFUSED.....	52	0.09
98 = BLANK (NO ANSWER).....	487	0.82
99 = LEGITIMATE SKIP.....	8246	13.96

During the past 12 months, did you have any long-lasting or repeated physical health problems that were caused or made worse by drinking alcohol?

(DPALPHYS)

UDALHLTHPRB

Len : 2 ANY LONG-LASTING PHYS PRBS CAUSED/WORSND BY ALC PST 12 MOS

	Freq	Pct
1 = Yes.....	947	1.60
2 = No.....	27783	47.03
83 = DID NOT USE ALCOHOL PST 12 MOS OR USED <6 DAYS Log assn.....	74	0.13
85 = BAD DATA LOGICALLY ASSIGNED.....	5	0.01
91 = NEVER USED ALCOHOL.....	17216	29.15
93 = DID NOT USE ALCOHOL PST 12 MOS OR USED <6 DAYS.....	12496	21.15
94 = DON'T KNOW.....	33	0.06
97 = REFUSED.....	26	0.04
98 = BLANK (NO ANSWER).....	489	0.83

Did you continue to drink alcohol even though it was causing long-lasting or repeated physical health problems or making your physical health problems worse?

(DPALPCNT)

UDALHLTHCTD

Len : 2 CONTD TO USE ALCOHOL DESPITE ALCOHOL CAUSE/WORSEN PHYS PRBS

	Freq	Pct
1 = Yes.....	583	0.99
2 = No.....	363	0.61
83 = DID NOT USE ALCOHOL PST 12 MOS OR USED <6 DAYS Log assn.....	74	0.13
85 = BAD DATA LOGICALLY ASSIGNED.....	4	0.01
91 = NEVER USED ALCOHOL.....	17216	29.15
93 = DID NOT USE ALCOHOL PST 12 MOS OR USED <6 DAYS.....	12496	21.15
97 = REFUSED.....	26	0.04
98 = BLANK (NO ANSWER).....	524	0.89
99 = LEGITIMATE SKIP.....	27783	47.03

SUBSTANCE USE DISORDER

During the past 12 months, did you have any long-lasting or repeated problems with emotions or mental health that were caused or made worse by drinking alcohol?

(DPALMNTL)

UDALMNTLPRB

Len : 2 ANY EMOT/MNTL HLTH PRBS CAUSED/WORSND BY ALCOHOL PAST 12 MOS

	Freq	Pct
1 = Yes.....	1388	2.35
2 = No.....	26759	45.30
83 = DID NOT USE ALCOHOL PST 12 MOS OR USED <6 DAYS Log assn.....	74	0.13
85 = BAD DATA LOGICALLY ASSIGNED.....	1	0.00
91 = NEVER USED ALCOHOL.....	17216	29.15
93 = DID NOT USE ALCOHOL PST 12 MOS OR USED <6 DAYS.....	12496	21.15
94 = DON'T KNOW.....	31	0.05
97 = REFUSED.....	23	0.04
98 = BLANK (NO ANSWER).....	498	0.84
99 = LEGITIMATE SKIP.....	583	0.99

Did you continue to drink alcohol even though it was causing long-lasting or repeated problems with your emotions or mental health or making your emotions or mental health worse?

(DPALMCNT)

UDALMNTLCTD

Len : 2 CONTD ALCOHOL USE DESPITE ALC CSE/WRSN EMOT/MNTL HLTH PRBS

	Freq	Pct
1 = Yes.....	862	1.46
2 = No.....	524	0.89
83 = DID NOT USE ALCOHOL PST 12 MOS OR USED <6 DAYS Log assn.....	74	0.13
91 = NEVER USED ALCOHOL.....	17216	29.15
93 = DID NOT USE ALCOHOL PST 12 MOS OR USED <6 DAYS.....	12496	21.15
94 = DON'T KNOW.....	1	0.00
97 = REFUSED.....	24	0.04
98 = BLANK (NO ANSWER).....	530	0.90
99 = LEGITIMATE SKIP.....	27342	46.29

A blackout is lack of memory. That is, you were awake, but you have no recall of the things you did or that were done to you.

During the past 12 months, did you repeatedly have blackouts while drinking or after drinking alcohol?

(DPALBLCK)

UDALBLCKOUT

Len : 2 REPEATED BLACKOUTS WHILE OR AFTER DRINKING ALC PAST 12 MOS

	Freq	Pct
1 = Yes.....	951	1.61
2 = No.....	26346	44.60
83 = DID NOT USE ALCOHOL PST 12 MOS OR USED <6 DAYS Log assn.....	74	0.13
85 = BAD DATA LOGICALLY ASSIGNED.....	1	0.00
91 = NEVER USED ALCOHOL.....	17216	29.15
93 = DID NOT USE ALCOHOL PST 12 MOS OR USED <6 DAYS.....	12496	21.15
94 = DON'T KNOW.....	17	0.03
97 = REFUSED.....	21	0.04
98 = BLANK (NO ANSWER).....	502	0.85
99 = LEGITIMATE SKIP.....	1445	2.45

Did you continue to drink alcohol even though drinking gave you repeated blackouts?

(DPALBCNT)

UDALBLCKCTD

Len : 2 CONTINUE DRINKING ALCOHOL EVEN AFTER BLACKOUTS

	Freq	Pct
1 = Yes.....	673	1.14
2 = No.....	276	0.47
83 = DID NOT USE ALCOHOL PST 12 MOS OR USED <6 DAYS Log assn.....	74	0.13
91 = NEVER USED ALCOHOL.....	17216	29.15
93 = DID NOT USE ALCOHOL PST 12 MOS OR USED <6 DAYS.....	12496	21.15
94 = DON'T KNOW.....	1	0.00
97 = REFUSED.....	22	0.04
98 = BLANK (NO ANSWER).....	520	0.88
99 = LEGITIMATE SKIP.....	27791	47.05

SUBSTANCE USE DISORDER

This question is about important activities such as:

- Spending time with friends and family
- Attending special events at work or school
- Participating in hobbies and sports
- Attending religious services and events

During the past 12 months, did you give up or spend a lot less time doing any of these types of important activities because of your alcohol use?

(DPALACTV)

UDALSTOAPACT

Len : 2 LESS ACTIVITIES B/C OF ALCOHOL USE PAST 12 MOS

	Freq	Pct
1 = Yes.....	1005	1.70
2 = No.....	27718	46.92
83 = DID NOT USE ALCOHOL PST 12 MOS OR USED <6 DAYS Log assn.....	74	0.13
85 = BAD DATA LOGICALLY ASSIGNED.....	5	0.01
91 = NEVER USED ALCOHOL.....	17216	29.15
93 = DID NOT USE ALCOHOL PST 12 MOS OR USED <6 DAYS.....	12496	21.15
94 = DON'T KNOW.....	26	0.04
97 = REFUSED.....	26	0.04
98 = BLANK (NO ANSWER).....	503	0.85

Sometimes people who drink alcohol have serious problems at work, school, or home—such as:

- missing a lot of work or school
- getting demoted, having your hours cut, or losing a job
- not being able to get a job or keep a job
- getting suspended, expelled, or dropping out of school
- failing to take care of family

During the past 12 months, did you have any serious problems like these at work, school, or home because of your alcohol use?

(DPALSERI)

UDALWORKPRB

Len : 2 ALCOHOL CAUSE SERIOUS PRBS AT HOME/WORK/SCH PST 12 MOS

	Freq	Pct
1 = Yes.....	580	0.98
2 = No.....	28135	47.63
83 = DID NOT USE ALCOHOL PST 12 MOS OR USED <6 DAYS Log assn.....	74	0.13
85 = BAD DATA LOGICALLY ASSIGNED.....	5	0.01
91 = NEVER USED ALCOHOL.....	17216	29.15
93 = DID NOT USE ALCOHOL PST 12 MOS OR USED <6 DAYS.....	12496	21.15
94 = DON'T KNOW.....	20	0.03
97 = REFUSED.....	31	0.05
98 = BLANK (NO ANSWER).....	512	0.87

During the past 12 months, did you often have arguments or other problems with family or friends that were caused or made worse by your alcohol use?

(DPALARGU)

UDALFAMILYPRB

Len : 2 ALCOHOL CAUSE ARGUMENTS/PROBS W/FAMILY/FRIENDS PST 12 MOS

	Freq	Pct
1 = Yes.....	1414	2.39
2 = No.....	27312	46.24
83 = DID NOT USE ALCOHOL PST 12 MOS OR USED <6 DAYS Log assn.....	74	0.13
85 = BAD DATA LOGICALLY ASSIGNED.....	5	0.01
91 = NEVER USED ALCOHOL.....	17216	29.15
93 = DID NOT USE ALCOHOL PST 12 MOS OR USED <6 DAYS.....	12496	21.15
94 = DON'T KNOW.....	11	0.02
97 = REFUSED.....	28	0.05
98 = BLANK (NO ANSWER).....	513	0.87

SUBSTANCE USE DISORDER

Did you continue to drink alcohol even though it often caused arguments or problems with family or friends?

(DPALACNT)

UDALFMYLCTD Len : 2 CONTD ALCOHOL USE DESPITE ALC CAUSE ARGUMENTS W/FAM/FRNDS

	Freq	Pct
1 = Yes.....	1034	1.75
2 = No.....	379	0.64
83 = DID NOT USE ALCOHOL PST 12 MOS OR USED <6 DAYS Log assn.....	74	0.13
85 = BAD DATA LOGICALLY ASSIGNED.....	4	0.01
91 = NEVER USED ALCOHOL.....	17216	29.15
93 = DID NOT USE ALCOHOL PST 12 MOS OR USED <6 DAYS.....	12496	21.15
97 = REFUSED.....	29	0.05
98 = BLANK (NO ANSWER).....	525	0.89
99 = LEGITIMATE SKIP.....	27312	46.24

During the past 12 months, did you repeatedly get into situations where drinking alcohol increased your chances of getting physically hurt?

(DPALHURT)

UDALGETHURT Len : 2 ALCOHOL USE INCREASED CHANCE GETTING HURT PST 12 MOS

	Freq	Pct
1 = Yes.....	1022	1.73
2 = No.....	27699	46.89
83 = DID NOT USE ALCOHOL PST 12 MOS OR USED <6 DAYS Log assn.....	74	0.13
85 = BAD DATA LOGICALLY ASSIGNED.....	5	0.01
91 = NEVER USED ALCOHOL.....	17216	29.15
93 = DID NOT USE ALCOHOL PST 12 MOS OR USED <6 DAYS.....	12496	21.15
94 = DON'T KNOW.....	16	0.03
97 = REFUSED.....	28	0.05
98 = BLANK (NO ANSWER).....	513	0.87

People may experience withdrawal symptoms when they drink less or stop drinking alcohol. Withdrawal symptoms are stronger and last longer than a hangover.

During the past 12 months, did you have the following withdrawal symptoms after you drank less or stopped drinking alcohol for a while?

Sweating or feeling that your heart was beating fast

(DPALWD_1)

UDALWDSWEAT Len : 2 SWEATING/RAPID HEARTBEAT - ALC WITHDRAWAL SYMPTOM PST 12 MOS

	Freq	Pct
1 = Yes.....	1122	1.90
2 = No.....	27561	46.66
83 = DID NOT USE ALCOHOL PST 12 MOS OR USED <6 DAYS Log assn.....	74	0.13
85 = BAD DATA LOGICALLY ASSIGNED.....	5	0.01
91 = NEVER USED ALCOHOL.....	17216	29.15
93 = DID NOT USE ALCOHOL PST 12 MOS OR USED <6 DAYS.....	12496	21.15
94 = DON'T KNOW.....	31	0.05
97 = REFUSED.....	40	0.07
98 = BLANK (NO ANSWER).....	524	0.89

Having your hands tremble

(DPALWD_2)

UDALWDTRMBL Len : 2 HANDS TREMBLE - ALC WITHDRAWAL SYMPTOM PST 12 MOS

	Freq	Pct
1 = Yes.....	960	1.63
2 = No.....	27733	46.95
83 = DID NOT USE ALCOHOL PST 12 MOS OR USED <6 DAYS Log assn.....	74	0.13
85 = BAD DATA LOGICALLY ASSIGNED.....	5	0.01
91 = NEVER USED ALCOHOL.....	17216	29.15
93 = DID NOT USE ALCOHOL PST 12 MOS OR USED <6 DAYS.....	12496	21.15
94 = DON'T KNOW.....	22	0.04
97 = REFUSED.....	39	0.07
98 = BLANK (NO ANSWER).....	524	0.89

SUBSTANCE USE DISORDER

Having trouble sleeping

(DPALWD_3)

UDALWDSLEEP

Len : 2 TROUBLE SLEEPING - ALC WITHDRAWAL SYMPTOM PST 12 MOS

	Freq	Pct
1 = Yes.....	2086	3.53
2 = No.....	26609	45.05
83 = DID NOT USE ALCOHOL PST 12 MOS OR USED <6 DAYS Log assn.....	74	0.13
85 = BAD DATA LOGICALLY ASSIGNED.....	5	0.01
91 = NEVER USED ALCOHOL.....	17216	29.15
93 = DID NOT USE ALCOHOL PST 12 MOS OR USED <6 DAYS.....	12496	21.15
94 = DON'T KNOW.....	24	0.04
97 = REFUSED.....	36	0.06
98 = BLANK (NO ANSWER).....	523	0.89

Vomiting or having an upset stomach

(DPALWD_4)

UDALWDVOMIT

Len : 2 VOMITING/UPSET STOMACH - ALC WITHDRAWAL SYMPTOM PST 12 MOS

	Freq	Pct
1 = Yes.....	1570	2.66
2 = No.....	27126	45.92
83 = DID NOT USE ALCOHOL PST 12 MOS OR USED <6 DAYS Log assn.....	74	0.13
85 = BAD DATA LOGICALLY ASSIGNED.....	5	0.01
91 = NEVER USED ALCOHOL.....	17216	29.15
93 = DID NOT USE ALCOHOL PST 12 MOS OR USED <6 DAYS.....	12496	21.15
94 = DON'T KNOW.....	20	0.03
97 = REFUSED.....	38	0.06
98 = BLANK (NO ANSWER).....	524	0.89

Seeing, hearing, or feeling things that weren't really there

(DPALWD_5)

UDALWDHALUC

Len : 2 SEE/HEAR/FEEL THINGS - ALC WITHDRAWAL SYMPTOM PST 12 MOS

	Freq	Pct
1 = Yes.....	437	0.74
2 = No.....	28256	47.84
83 = DID NOT USE ALCOHOL PST 12 MOS OR USED <6 DAYS Log assn.....	74	0.13
85 = BAD DATA LOGICALLY ASSIGNED.....	5	0.01
91 = NEVER USED ALCOHOL.....	17216	29.15
93 = DID NOT USE ALCOHOL PST 12 MOS OR USED <6 DAYS.....	12496	21.15
94 = DON'T KNOW.....	21	0.04
97 = REFUSED.....	40	0.07
98 = BLANK (NO ANSWER).....	524	0.89

Feeling like you couldn't sit still

(DPALWD_6)

UDALWDSITST

Len : 2 COULD NOT SIT STILL - ALC WITHDRAWAL SYMPTOM PST 12 MOS

	Freq	Pct
1 = Yes.....	1041	1.76
2 = No.....	27648	46.81
83 = DID NOT USE ALCOHOL PST 12 MOS OR USED <6 DAYS Log assn.....	74	0.13
85 = BAD DATA LOGICALLY ASSIGNED.....	5	0.01
91 = NEVER USED ALCOHOL.....	17216	29.15
93 = DID NOT USE ALCOHOL PST 12 MOS OR USED <6 DAYS.....	12496	21.15
94 = DON'T KNOW.....	27	0.05
97 = REFUSED.....	38	0.06
98 = BLANK (NO ANSWER).....	524	0.89

SUBSTANCE USE DISORDER

Feeling anxious

(DPALWD_7)

UDALWDFLANX

Len : 2 FEELING ANXIOUS - ALC WITHDRAWAL SYMPTOM PST 12 MOS

	Freq	Pct
1 = Yes.....	2196	3.72
2 = No.....	26494	44.85
83 = DID NOT USE ALCOHOL PST 12 MOS OR USED <6 DAYS Log assn.....	74	0.13
85 = BAD DATA LOGICALLY ASSIGNED.....	5	0.01
91 = NEVER USED ALCOHOL.....	17216	29.15
93 = DID NOT USE ALCOHOL PST 12 MOS OR USED <6 DAYS.....	12496	21.15
94 = DON'T KNOW.....	30	0.05
97 = REFUSED.....	35	0.06
98 = BLANK (NO ANSWER).....	523	0.89

During the past 12 months, did you use alcohol or another drug to get over or avoid having alcohol withdrawal symptoms?

(DPALOVER)

UDALAVOIDWD

Len : 2 USE ALC/DRG TO GET OVER/AVOID ALC WITHDRAWAL IN PST 12 MOS

	Freq	Pct
1 = Yes.....	689	1.17
2 = No.....	28027	47.45
83 = DID NOT USE ALCOHOL PST 12 MOS OR USED <6 DAYS Log assn.....	74	0.13
85 = BAD DATA LOGICALLY ASSIGNED.....	5	0.01
91 = NEVER USED ALCOHOL.....	17216	29.15
93 = DID NOT USE ALCOHOL PST 12 MOS OR USED <6 DAYS.....	12496	21.15
94 = DON'T KNOW.....	12	0.02
97 = REFUSED.....	25	0.04
98 = BLANK (NO ANSWER).....	525	0.89

Which of the following did you use to get over or avoid having alcohol withdrawal symptoms during the past 12 months?

Alcohol

(DPALUSE_1)

UDALAVWALCO

Len : 2 USED ALCOHOL TO GET OVER/AVOID ALC WITHDRAWAL IN PST 12 MOS

	Freq	Pct
1 = Yes.....	494	0.84
2 = No.....	194	0.33
83 = DID NOT USE ALCOHOL PST 12 MOS OR USED <6 DAYS Log assn.....	74	0.13
85 = BAD DATA LOGICALLY ASSIGNED.....	4	0.01
91 = NEVER USED ALCOHOL.....	17216	29.15
93 = DID NOT USE ALCOHOL PST 12 MOS OR USED <6 DAYS.....	12496	21.15
94 = DON'T KNOW.....	1	0.00
97 = REFUSED.....	25	0.04
98 = BLANK (NO ANSWER).....	538	0.91
99 = LEGITIMATE SKIP.....	28027	47.45

Prescription sedatives, tranquilizers, sleeping pills, or downers

(DPALUSE_2)

UDALAVWSVTR

Len : 2 USED SED/TRQ/SLP PILLS/DWNRS TO AVOID ALC WDRWAL PST 12 MOS

	Freq	Pct
1 = Yes.....	127	0.22
2 = No.....	558	0.94
83 = DID NOT USE ALCOHOL PST 12 MOS OR USED <6 DAYS Log assn.....	74	0.13
85 = BAD DATA LOGICALLY ASSIGNED.....	4	0.01
91 = NEVER USED ALCOHOL.....	17216	29.15
93 = DID NOT USE ALCOHOL PST 12 MOS OR USED <6 DAYS.....	12496	21.15
94 = DON'T KNOW.....	4	0.01
97 = REFUSED.....	25	0.04
98 = BLANK (NO ANSWER).....	538	0.91
99 = LEGITIMATE SKIP.....	28027	47.45

SUBSTANCE USE DISORDER

Something else

(DPALUSE_3)

UDALAVWOTHR Len : 2 USED SOMETHING ELSE TO GET OVR/AVD ALC WITHDRAWAL PST 12 MOS

	Freq	Pct
1 = Yes.....	300	0.51
2 = No.....	385	0.65
83 = DID NOT USE ALCOHOL PST 12 MOS OR USED <6 DAYS Log assn.....	74	0.13
85 = BAD DATA LOGICALLY ASSIGNED.....	4	0.01
91 = NEVER USED ALCOHOL.....	17216	29.15
93 = DID NOT USE ALCOHOL PST 12 MOS OR USED <6 DAYS.....	12496	21.15
94 = DON'T KNOW.....	3	0.01
97 = REFUSED.....	26	0.04
98 = BLANK (NO ANSWER).....	538	0.91
99 = LEGITIMATE SKIP.....	28027	47.45

Think about your use of marijuana or any cannabis product during the past 12 months as you answer these next questions.

During the past 12 months, did you spend a great deal of your time using marijuana or any cannabis product, feeling its effects, or getting over the effects of marijuana or any cannabis product?

(DPMJFEEL)

UDMJTIMEUSE Len : 2 SPENT GREAT DEAL OF TIME USING/FEEL EFF OF MJ PST 12 MOS

	Freq	Pct
1 = Yes.....	4678	7.92
2 = No.....	6446	10.91
83 = DID NOT USE MARIJUANA PAST 12 MOS OR USED <6 DAYS Log assn.....	45	0.08
85 = BAD DATA LOGICALLY ASSIGNED.....	4	0.01
91 = NEVER USED MARIJUANA.....	32937	55.76
93 = DID NOT USE MARIJUANA PAST 12 MOS OR USED <6 DAYS.....	14602	24.72
94 = DON'T KNOW.....	21	0.04
97 = REFUSED.....	34	0.06
98 = BLANK (NO ANSWER).....	302	0.51

During the past 12 months, did you spend a great deal of your time getting or trying to get marijuana or any cannabis product?

(DPMJGET)

UDMJTIMEGET Len : 2 SPENT GREAT DEAL TIME TRY TO GET/GETTING MJ IN PST 12 MOS

	Freq	Pct
1 = Yes.....	159	0.27
2 = No.....	6302	10.67
83 = DID NOT USE MARIJUANA PAST 12 MOS OR USED <6 DAYS Log assn.....	45	0.08
91 = NEVER USED MARIJUANA.....	32937	55.76
93 = DID NOT USE MARIJUANA PAST 12 MOS OR USED <6 DAYS.....	14602	24.72
94 = DON'T KNOW.....	10	0.02
97 = REFUSED.....	27	0.05
98 = BLANK (NO ANSWER).....	309	0.52
99 = LEGITIMATE SKIP.....	4678	7.92

During the past 12 months, were there many times when you ended up using marijuana or any cannabis product in larger amounts or for a longer time than you meant to?

(DPMJLRGR)

UDMJLRGAMTS Len : 2 USED MJ LARGER AMTS OR LONGER TIME THAN MEANT TO PST 12 MOS

	Freq	Pct
1 = Yes.....	2503	4.24
2 = No.....	8636	14.62
83 = DID NOT USE MARIJUANA PAST 12 MOS OR USED <6 DAYS Log assn.....	45	0.08
85 = BAD DATA LOGICALLY ASSIGNED.....	4	0.01
91 = NEVER USED MARIJUANA.....	32937	55.76
93 = DID NOT USE MARIJUANA PAST 12 MOS OR USED <6 DAYS.....	14602	24.72
94 = DON'T KNOW.....	6	0.01
97 = REFUSED.....	30	0.05
98 = BLANK (NO ANSWER).....	306	0.52

SUBSTANCE USE DISORDER

During the past 12 months, were there times when you wanted to use marijuana or any cannabis product so badly that you couldn't think of anything else?

(DPMJBDLY)

UDMJWANTBAD Len : 2 WANTED TO USE MARIJUANA SO BADLY IN PAST 12 MOS

	Freq	Pct
1 = Yes.....	1564	2.65
2 = No.....	9576	16.21
83 = DID NOT USE MARIJUANA PAST 12 MOS OR USED <6 DAYS Log assn.....	45	0.08
85 = BAD DATA LOGICALLY ASSIGNED.....	4	0.01
91 = NEVER USED MARIJUANA	32937	55.76
93 = DID NOT USE MARIJUANA PAST 12 MOS OR USED <6 DAYS.....	14602	24.72
94 = DON'T KNOW.....	7	0.01
97 = REFUSED	28	0.05
98 = BLANK (NO ANSWER)	306	0.52

During the past 12 months, were there times when you had a strong urge to use marijuana or any cannabis product?

(DPMJURGE)

UDMJSTRURGE Len : 2 STRONG URGE TO USE MARIJUANA IN PAST 12 MOS

	Freq	Pct
1 = Yes.....	3070	5.20
2 = No.....	6504	11.01
83 = DID NOT USE MARIJUANA PAST 12 MOS OR USED <6 DAYS Log assn.....	45	0.08
91 = NEVER USED MARIJUANA	32937	55.76
93 = DID NOT USE MARIJUANA PAST 12 MOS OR USED <6 DAYS.....	14602	24.72
94 = DON'T KNOW.....	9	0.02
97 = REFUSED	27	0.05
98 = BLANK (NO ANSWER)	311	0.53
99 = LEGITIMATE SKIP.....	1564	2.65

Do you need to use a lot more marijuana or any cannabis product than you used to in order to get the feeling you want?

(DPMJMORE)

UDMJNEEDMOR Len : 2 NEEDED A LOT MORE MARIJUANA TO GET FEELING YOU WANT

	Freq	Pct
1 = Yes.....	2334	3.95
2 = No.....	8791	14.88
83 = DID NOT USE MARIJUANA PAST 12 MOS OR USED <6 DAYS Log assn.....	45	0.08
85 = BAD DATA LOGICALLY ASSIGNED.....	4	0.01
91 = NEVER USED MARIJUANA	32937	55.76
93 = DID NOT USE MARIJUANA PAST 12 MOS OR USED <6 DAYS.....	14602	24.72
94 = DON'T KNOW.....	17	0.03
97 = REFUSED	30	0.05
98 = BLANK (NO ANSWER)	309	0.52

Does using the same amount of marijuana or any cannabis product have much less effect on you than it used to?

(DPMJLESS)

UDMJLESSEFF Len : 2 SAME AMT MARIJUANA HAS LESS EFFECT THAN IT USED TO

	Freq	Pct
1 = Yes.....	910	1.54
2 = No.....	7875	13.33
83 = DID NOT USE MARIJUANA PAST 12 MOS OR USED <6 DAYS Log assn.....	45	0.08
91 = NEVER USED MARIJUANA	32937	55.76
93 = DID NOT USE MARIJUANA PAST 12 MOS OR USED <6 DAYS.....	14602	24.72
94 = DON'T KNOW.....	22	0.04
97 = REFUSED	29	0.05
98 = BLANK (NO ANSWER)	315	0.53
99 = LEGITIMATE SKIP.....	2334	3.95

SUBSTANCE USE DISORDER

During the past 12 months, did you try to cut down or try to stop using marijuana or any cannabis product?

(DPMJSTOP)

UDMJTRYSTOP

Len : 2 TRY TO CUT DOWN/STOP MARIJUANA USE IN PAST 12 MOS

	Freq	Pct
1 = Yes.....	3479	5.89
2 = No.....	7641	12.94
83 = DID NOT USE MARIJUANA PAST 12 MOS OR USED <6 DAYS Log assn.....	45	0.08
85 = BAD DATA LOGICALLY ASSIGNED.....	4	0.01
91 = NEVER USED MARIJUANA	32937	55.76
93 = DID NOT USE MARIJUANA PAST 12 MOS OR USED <6 DAYS.....	14602	24.72
94 = DON'T KNOW.....	15	0.03
97 = REFUSED.....	35	0.06
98 = BLANK (NO ANSWER).....	311	0.53

Some people who use marijuana or any cannabis product try to cut down or stop but find they can't. Was there more than one time in the past 12 months when you tried but were unable to cut down or stop using marijuana or any cannabis product?

(DPMJCANT)

UDMJNOTSTOP

Len : 2 UNABLE TO CUT/STOP MJ USE MORE THAN ONE TIME PAST 12 MOS

	Freq	Pct
1 = Yes.....	1054	1.78
2 = No.....	2411	4.08
83 = DID NOT USE MARIJUANA PAST 12 MOS OR USED <6 DAYS Log assn.....	45	0.08
85 = BAD DATA LOGICALLY ASSIGNED.....	4	0.01
91 = NEVER USED MARIJUANA	32937	55.76
93 = DID NOT USE MARIJUANA PAST 12 MOS OR USED <6 DAYS.....	14602	24.72
94 = DON'T KNOW.....	11	0.02
97 = REFUSED.....	38	0.06
98 = BLANK (NO ANSWER).....	326	0.55
99 = LEGITIMATE SKIP.....	7641	12.94

In the past 12 months, did you often wish that you could cut down or stop using marijuana or any cannabis product?

(DPMJWISH)

UDMJWSHSTOP

Len : 2 OFTEN WISH CUT DOWN OR STOP MJ USE PAST 12 MOS

	Freq	Pct
1 = Yes.....	397	0.67
2 = No.....	7248	12.27
83 = DID NOT USE MARIJUANA PAST 12 MOS OR USED <6 DAYS Log assn.....	45	0.08
91 = NEVER USED MARIJUANA	32937	55.76
93 = DID NOT USE MARIJUANA PAST 12 MOS OR USED <6 DAYS.....	14602	24.72
94 = DON'T KNOW.....	14	0.02
97 = REFUSED.....	30	0.05
98 = BLANK (NO ANSWER).....	317	0.54
99 = LEGITIMATE SKIP.....	3479	5.89

During the past 12 months, did you have any long-lasting or repeated physical health problems that were caused or made worse by using marijuana or any cannabis product?

(DPMJPHYS)

UDMJHLTHPRB

Len : 2 ANY LONG-LASTING PHYS PRBS CAUSED/WORSND BY MJ PST 12 MOS

	Freq	Pct
1 = Yes.....	400	0.68
2 = No.....	10719	18.15
83 = DID NOT USE MARIJUANA PAST 12 MOS OR USED <6 DAYS Log assn.....	45	0.08
85 = BAD DATA LOGICALLY ASSIGNED.....	4	0.01
91 = NEVER USED MARIJUANA	32937	55.76
93 = DID NOT USE MARIJUANA PAST 12 MOS OR USED <6 DAYS.....	14602	24.72
94 = DON'T KNOW.....	19	0.03
97 = REFUSED.....	29	0.05
98 = BLANK (NO ANSWER).....	314	0.53

SUBSTANCE USE DISORDER

Did you continue to use marijuana or any cannabis product even though it was causing long-lasting or repeated physical health problems or making your physical health problems worse?

(DPMJPCNT)

UDMJHLTHCTD Len : 2 CONTD TO USE MARIJUANA DESPITE MJ CAUSE/WORSEN PHYS PRBS

	Freq	Pct
1 = Yes.....	272	0.46
2 = No.....	127	0.22
83 = DID NOT USE MARIJUANA PAST 12 MOS OR USED <6 DAYS Log assn.....	45	0.08
85 = BAD DATA LOGICALLY ASSIGNED.....	4	0.01
91 = NEVER USED MARIJUANA	32937	55.76
93 = DID NOT USE MARIJUANA PAST 12 MOS OR USED <6 DAYS.....	14602	24.72
94 = DON'T KNOW.....	1	0.00
97 = REFUSED.....	29	0.05
98 = BLANK (NO ANSWER)	333	0.56
99 = LEGITIMATE SKIP.....	10719	18.15

During the past 12 months, did you have any long-lasting or repeated problems with emotions or mental health that were caused or made worse by using marijuana or any cannabis product?

(DPMJMNTL)

UDMJMNTLPRB Len : 2 ANY EMOT/MNTL HLTH PRBS CAUSED/WORSND BY MJ PAST 12 MOS

	Freq	Pct
1 = Yes.....	597	1.01
2 = No.....	10236	17.33
83 = DID NOT USE MARIJUANA PAST 12 MOS OR USED <6 DAYS Log assn.....	45	0.08
91 = NEVER USED MARIJUANA	32937	55.76
93 = DID NOT USE MARIJUANA PAST 12 MOS OR USED <6 DAYS.....	14602	24.72
94 = DON'T KNOW.....	30	0.05
97 = REFUSED.....	32	0.05
98 = BLANK (NO ANSWER)	318	0.54
99 = LEGITIMATE SKIP.....	272	0.46

Did you continue to use marijuana or any cannabis product even though it was causing long-lasting or repeated problems with your emotions or mental health or making your emotions or mental health worse?

(DPMJMCNT)

UDMJMNTLCTD Len : 2 CONTD MARIJUANA USE DESPITE MJ CSE/WRSN EMOT/MNTL HLTH PRBS

	Freq	Pct
1 = Yes.....	402	0.68
2 = No.....	193	0.33
83 = DID NOT USE MARIJUANA PAST 12 MOS OR USED <6 DAYS Log assn.....	45	0.08
91 = NEVER USED MARIJUANA	32937	55.76
93 = DID NOT USE MARIJUANA PAST 12 MOS OR USED <6 DAYS.....	14602	24.72
94 = DON'T KNOW.....	1	0.00
97 = REFUSED.....	33	0.06
98 = BLANK (NO ANSWER)	348	0.59
99 = LEGITIMATE SKIP.....	10508	17.79

SUBSTANCE USE DISORDER

This question is about important activities such as:

- Spending time with friends and family
- Attending special events at work or school
- Participating in hobbies and sports
- Attending religious services and events

During the past 12 months, did you give up or spend a lot less time doing any of these types of important activities because of your use of marijuana or any cannabis product?

(DPMJACTV)

UDMJSTOPACT

Len : 2 LESS ACTIVITIES B/C OF MARIJUANA USE PAST 12 MOS

	Freq	Pct
1 = Yes.....	829	1.40
2 = No.....	10299	17.44
83 = DID NOT USE MARIJUANA PAST 12 MOS OR USED <6 DAYS Log assn.....	45	0.08
85 = BAD DATA LOGICALLY ASSIGNED.....	4	0.01
91 = NEVER USED MARIJUANA	32937	55.76
93 = DID NOT USE MARIJUANA PAST 12 MOS OR USED <6 DAYS.....	14602	24.72
94 = DON'T KNOW.....	11	0.02
97 = REFUSED	28	0.05
98 = BLANK (NO ANSWER)	314	0.53

Sometimes people who use marijuana or any cannabis product have serious problems at work, school, or home—such as:

- missing a lot of work or school
- getting demoted, having your hours cut, or losing a job
- not being able to get a job or keep a job
- getting suspended, expelled, or dropping out of school
- failing to take care of family

During the past 12 months, did you have any serious problems like these at work, school, or home because of your use of marijuana or any cannabis product?

(DPMJSERI)

UDMJWORKPRB

Len : 2 MARIJUANA CAUSE SERIOUS PRBS AT HOME/WORK/SCH PST 12 MOS

	Freq	Pct
1 = Yes.....	466	0.79
2 = No.....	10659	18.04
83 = DID NOT USE MARIJUANA PAST 12 MOS OR USED <6 DAYS Log assn.....	45	0.08
85 = BAD DATA LOGICALLY ASSIGNED.....	4	0.01
91 = NEVER USED MARIJUANA	32937	55.76
93 = DID NOT USE MARIJUANA PAST 12 MOS OR USED <6 DAYS.....	14602	24.72
94 = DON'T KNOW.....	15	0.03
97 = REFUSED	27	0.05
98 = BLANK (NO ANSWER)	314	0.53

During the past 12 months, did you often have arguments or other problems with family or friends that were caused or made worse by your use of marijuana or any cannabis product?

(DPMJARGU)

UDMJFMLYPRB

Len : 2 MARIJUANA CAUSE ARGUMENTS/PROBS W/FAMILY/FRIENDS PST 12 MOS

	Freq	Pct
1 = Yes.....	527	0.89
2 = No.....	10594	17.93
83 = DID NOT USE MARIJUANA PAST 12 MOS OR USED <6 DAYS Log assn.....	45	0.08
85 = BAD DATA LOGICALLY ASSIGNED.....	4	0.01
91 = NEVER USED MARIJUANA	32937	55.76
93 = DID NOT USE MARIJUANA PAST 12 MOS OR USED <6 DAYS.....	14602	24.72
94 = DON'T KNOW.....	12	0.02
97 = REFUSED	33	0.06
98 = BLANK (NO ANSWER)	315	0.53

SUBSTANCE USE DISORDER

Did you continue to use marijuana or any cannabis product even though it often caused arguments or problems with family or friends?

(DPMJACNT)

UDMJFMLYCTD Len : 2 CONTD MARIJUANA USE DESPITE MJ CAUSE ARGUMENTS W/FAM/FRNDS

	Freq	Pct
1 = Yes.....	432	0.73
2 = No.....	94	0.16
83 = DID NOT USE MARIJUANA PAST 12 MOS OR USED <6 DAYS Log assn.....	45	0.08
85 = BAD DATA LOGICALLY ASSIGNED.....	4	0.01
91 = NEVER USED MARIJUANA	32937	55.76
93 = DID NOT USE MARIJUANA PAST 12 MOS OR USED <6 DAYS.....	14602	24.72
97 = REFUSED	34	0.06
98 = BLANK (NO ANSWER)	327	0.55
99 = LEGITIMATE SKIP.....	10594	17.93

During the past 12 months, did you repeatedly get into situations where using marijuana or any cannabis product increased your chances of getting physically hurt?

(DPMJHURT)

UDMJGETHURT Len : 2 MARIJUANA USE INCREASED CHANCE GETTING HURT PST 12 MOS

	Freq	Pct
1 = Yes.....	225	0.38
2 = No.....	10900	18.45
83 = DID NOT USE MARIJUANA PAST 12 MOS OR USED <6 DAYS Log assn.....	45	0.08
85 = BAD DATA LOGICALLY ASSIGNED.....	4	0.01
91 = NEVER USED MARIJUANA	32937	55.76
93 = DID NOT USE MARIJUANA PAST 12 MOS OR USED <6 DAYS.....	14602	24.72
94 = DON'T KNOW.....	9	0.02
97 = REFUSED	32	0.05
98 = BLANK (NO ANSWER)	315	0.53

People may experience withdrawal symptoms when they use less or stop using marijuana or any cannabis product.

During the past 12 months, did you have the following withdrawal symptoms after you used less or stopped using marijuana or any cannabis product for a while?

Feeling irritable or angry

(DPMJWD1)

UDMJWDANGRY Len : 2 FEELING IRRITABLE OR ANGRY-MJ WITHDRAWAL SYMPTOM PST 12 MOS

	Freq	Pct
1 = Yes.....	2044	3.46
2 = No.....	9073	15.36
83 = DID NOT USE MARIJUANA PAST 12 MOS OR USED <6 DAYS Log assn.....	45	0.08
85 = BAD DATA LOGICALLY ASSIGNED.....	4	0.01
91 = NEVER USED MARIJUANA	32937	55.76
93 = DID NOT USE MARIJUANA PAST 12 MOS OR USED <6 DAYS.....	14602	24.72
94 = DON'T KNOW.....	17	0.03
97 = REFUSED	31	0.05
98 = BLANK (NO ANSWER)	316	0.53

Feeling anxious or nervous

(DPMJWD2)

UDMJWDFLANX Len : 2 FEELING ANXIOUS/NERVOUS - MJ WITHDRAWAL SYMPTOM PST 12 MOS

	Freq	Pct
1 = Yes.....	2313	3.92
2 = No.....	8805	14.91
83 = DID NOT USE MARIJUANA PAST 12 MOS OR USED <6 DAYS Log assn.....	45	0.08
85 = BAD DATA LOGICALLY ASSIGNED.....	4	0.01
91 = NEVER USED MARIJUANA	32937	55.76
93 = DID NOT USE MARIJUANA PAST 12 MOS OR USED <6 DAYS.....	14602	24.72
94 = DON'T KNOW.....	15	0.03
97 = REFUSED	32	0.05
98 = BLANK (NO ANSWER)	316	0.53

SUBSTANCE USE DISORDER

Having trouble sleeping

(DPMJWD3)

UDMJWDSLEEP

Len : 2 HAVING TROUBLE SLEEPING - MJ WITHDRAWAL SYMPTOM PST 12 MOS

	Freq	Pct
1 = Yes.....	2712	4.59
2 = No.....	8400	14.22
83 = DID NOT USE MARIJUANA PAST 12 MOS OR USED <6 DAYS Log assn.....	45	0.08
85 = BAD DATA LOGICALLY ASSIGNED.....	4	0.01
91 = NEVER USED MARIJUANA	32937	55.76
93 = DID NOT USE MARIJUANA PAST 12 MOS OR USED <6 DAYS.....	14602	24.72
94 = DON'T KNOW.....	24	0.04
97 = REFUSED	29	0.05
98 = BLANK (NO ANSWER)	316	0.53

Losing your appetite or losing weight without trying to

(DPMJWD4)

UDMJWDAPPET

Len : 2 LOSING APPETITE OR WEIGHT - MJ WITHDRAWAL SYMPTOM PST 12 MOS

	Freq	Pct
1 = Yes.....	1779	3.01
2 = No.....	9333	15.80
83 = DID NOT USE MARIJUANA PAST 12 MOS OR USED <6 DAYS Log assn.....	45	0.08
85 = BAD DATA LOGICALLY ASSIGNED.....	4	0.01
91 = NEVER USED MARIJUANA	32937	55.76
93 = DID NOT USE MARIJUANA PAST 12 MOS OR USED <6 DAYS.....	14602	24.72
94 = DON'T KNOW.....	22	0.04
97 = REFUSED	31	0.05
98 = BLANK (NO ANSWER)	316	0.53

Feeling like you couldn't sit still

(DPMJWD5)

UDMJWDSITST

Len : 2 COULDN'T SIT STILL - MJ WITHDRAWAL SYMPTOM PST 12 MOS

	Freq	Pct
1 = Yes.....	1235	2.09
2 = No.....	9872	16.71
83 = DID NOT USE MARIJUANA PAST 12 MOS OR USED <6 DAYS Log assn.....	45	0.08
85 = BAD DATA LOGICALLY ASSIGNED.....	4	0.01
91 = NEVER USED MARIJUANA	32937	55.76
93 = DID NOT USE MARIJUANA PAST 12 MOS OR USED <6 DAYS.....	14602	24.72
94 = DON'T KNOW.....	26	0.04
97 = REFUSED	32	0.05
98 = BLANK (NO ANSWER)	316	0.53

Feeling depressed

(DPMJWD6)

UDMJWDDEPRS

Len : 2 FEELING DEPRESSED - MJ WITHDRAWAL SYMPTOM PST 12 MOS

	Freq	Pct
1 = Yes.....	1881	3.18
2 = No.....	9224	15.62
83 = DID NOT USE MARIJUANA PAST 12 MOS OR USED <6 DAYS Log assn.....	45	0.08
85 = BAD DATA LOGICALLY ASSIGNED.....	4	0.01
91 = NEVER USED MARIJUANA	32937	55.76
93 = DID NOT USE MARIJUANA PAST 12 MOS OR USED <6 DAYS.....	14602	24.72
94 = DON'T KNOW.....	24	0.04
97 = REFUSED	36	0.06
98 = BLANK (NO ANSWER)	316	0.53

SUBSTANCE USE DISORDER

During the past 12 months, did you have the following withdrawal symptoms after you used less or stopped using marijuana or any cannabis product for a while?

Stomach ache

(DPMJWD7)

UDMJWDSTMCH

Len : 2 STOMACH ACHE - MJ WITHDRAWAL SYMPTOM PST 12 MOS

	Freq	Pct
1 = Yes.....	803	1.36
2 = No.....	10308	17.45
83 = DID NOT USE MARIJUANA PAST 12 MOS OR USED <6 DAYS Log assn.....	45	0.08
85 = BAD DATA LOGICALLY ASSIGNED.....	4	0.01
91 = NEVER USED MARIJUANA	32937	55.76
93 = DID NOT USE MARIJUANA PAST 12 MOS OR USED <6 DAYS.....	14602	24.72
94 = DON'T KNOW.....	20	0.03
97 = REFUSED	33	0.06
98 = BLANK (NO ANSWER)	317	0.54

Shaking or tremors

(DPMJWD8)

UDMJWDSHAKE

Len : 2 SHAKING OR TREMORS - MJ WITHDRAWAL SYMPTOM PST 12 MOS

	Freq	Pct
1 = Yes.....	382	0.65
2 = No.....	10729	18.16
83 = DID NOT USE MARIJUANA PAST 12 MOS OR USED <6 DAYS Log assn.....	45	0.08
85 = BAD DATA LOGICALLY ASSIGNED.....	4	0.01
91 = NEVER USED MARIJUANA	32937	55.76
93 = DID NOT USE MARIJUANA PAST 12 MOS OR USED <6 DAYS.....	14602	24.72
94 = DON'T KNOW.....	19	0.03
97 = REFUSED	34	0.06
98 = BLANK (NO ANSWER)	317	0.54

Sweating

(DPMJWD9)

UDMJWDSWEAT

Len : 2 SWEATING - MJ WITHDRAWAL SYMPTOM PST 12 MOS

	Freq	Pct
1 = Yes.....	595	1.01
2 = No.....	10516	17.80
83 = DID NOT USE MARIJUANA PAST 12 MOS OR USED <6 DAYS Log assn.....	45	0.08
85 = BAD DATA LOGICALLY ASSIGNED.....	4	0.01
91 = NEVER USED MARIJUANA	32937	55.76
93 = DID NOT USE MARIJUANA PAST 12 MOS OR USED <6 DAYS.....	14602	24.72
94 = DON'T KNOW.....	21	0.04
97 = REFUSED	32	0.05
98 = BLANK (NO ANSWER)	317	0.54

Fever

(DPMJWD10)

UDMJWDFEVER

Len : 2 FEVER - MJ WITHDRAWAL SYMPTOM PST 12 MOS

	Freq	Pct
1 = Yes.....	173	0.29
2 = No.....	10940	18.52
83 = DID NOT USE MARIJUANA PAST 12 MOS OR USED <6 DAYS Log assn.....	45	0.08
85 = BAD DATA LOGICALLY ASSIGNED.....	4	0.01
91 = NEVER USED MARIJUANA	32937	55.76
93 = DID NOT USE MARIJUANA PAST 12 MOS OR USED <6 DAYS.....	14602	24.72
94 = DON'T KNOW.....	21	0.04
97 = REFUSED	30	0.05
98 = BLANK (NO ANSWER)	317	0.54

SUBSTANCE USE DISORDER

Chills

(DPMJWD11)
UDMJWDCHILL

Len : 2 CHILLS - MJ WITHDRAWAL SYMPTOM PST 12 MOS

	Freq	Pct
1 = Yes.....	341	0.58
2 = No.....	10774	18.24
83 = DID NOT USE MARIJUANA PAST 12 MOS OR USED <6 DAYS Log assn.....	45	0.08
85 = BAD DATA LOGICALLY ASSIGNED.....	4	0.01
91 = NEVER USED MARIJUANA	32937	55.76
93 = DID NOT USE MARIJUANA PAST 12 MOS OR USED <6 DAYS.....	14602	24.72
94 = DON'T KNOW.....	20	0.03
97 = REFUSED	29	0.05
98 = BLANK (NO ANSWER)	317	0.54

Headache

(DPMJWD12)
UDMJWDHEDAC

Len : 2 HEADACHE - MJ WITHDRAWAL SYMPTOM PST 12 MOS

	Freq	Pct
1 = Yes.....	1105	1.87
2 = No.....	10006	16.94
83 = DID NOT USE MARIJUANA PAST 12 MOS OR USED <6 DAYS Log assn.....	45	0.08
85 = BAD DATA LOGICALLY ASSIGNED.....	4	0.01
91 = NEVER USED MARIJUANA	32937	55.76
93 = DID NOT USE MARIJUANA PAST 12 MOS OR USED <6 DAYS.....	14602	24.72
94 = DON'T KNOW.....	20	0.03
97 = REFUSED	33	0.06
98 = BLANK (NO ANSWER)	317	0.54

During the past 12 months, did you use marijuana, any cannabis product, or another drug to get over or avoid having marijuana or any cannabis product withdrawal symptoms?

(DPMJOVER)
UDMJAVOIDWD

Len : 2 USE MJ/DRG TO GET OVER/AVOID MJ WITHDRAWAL IN PST 12 MOS

	Freq	Pct
1 = Yes.....	662	1.12
2 = No.....	10462	17.71
83 = DID NOT USE MARIJUANA PAST 12 MOS OR USED <6 DAYS Log assn.....	45	0.08
85 = BAD DATA LOGICALLY ASSIGNED.....	4	0.01
91 = NEVER USED MARIJUANA	32937	55.76
93 = DID NOT USE MARIJUANA PAST 12 MOS OR USED <6 DAYS.....	14602	24.72
94 = DON'T KNOW.....	9	0.02
97 = REFUSED	30	0.05
98 = BLANK (NO ANSWER)	318	0.54

Which of the following did you use to get over or avoid having marijuana or any cannabis product withdrawal symptoms during the past 12 months?

Marijuana or any cannabis product

(DPMJUSE_1)
UDMJAVWMARJ

Len : 2 USED MARIJUANA TO GET OVER/AVOID MJ WITHDRAWAL IN PST 12 MOS

	Freq	Pct
1 = Yes.....	587	0.99
2 = No.....	74	0.13
3 = Yes LOGICALLY ASSIGNED.....	1	0.00
83 = DID NOT USE MARIJUANA PAST 12 MOS OR USED <6 DAYS Log assn.....	45	0.08
85 = BAD DATA LOGICALLY ASSIGNED.....	4	0.01
91 = NEVER USED MARIJUANA	32937	55.76
93 = DID NOT USE MARIJUANA PAST 12 MOS OR USED <6 DAYS.....	14602	24.72
97 = REFUSED	30	0.05
98 = BLANK (NO ANSWER)	327	0.55
99 = LEGITIMATE SKIP.....	10462	17.71

SUBSTANCE USE DISORDER

Something else

(DPMJUSE_2)

UDMJAVWOTHR Len : 2 USED SOMETHING ELSE TO GET OVR/AVD MJ WITHDRAWAL PST 12 MOS

	Freq	Pct
1 = Yes.....	146	0.25
2 = No.....	512	0.87
83 = DID NOT USE MARIJUANA PAST 12 MOS OR USED <6 DAYS Log assn.....	45	0.08
85 = BAD DATA LOGICALLY ASSIGNED.....	4	0.01
91 = NEVER USED MARIJUANA.....	32937	55.76
93 = DID NOT USE MARIJUANA PAST 12 MOS OR USED <6 DAYS.....	14602	24.72
94 = DON'T KNOW.....	4	0.01
97 = REFUSED.....	30	0.05
98 = BLANK (NO ANSWER).....	327	0.55
99 = LEGITIMATE SKIP.....	10462	17.71

Think about your use of cocaine, including the form of cocaine called 'crack,' during the past 12 months as you answer these next questions.

During the past 12 months, did you spend a great deal of your time using cocaine, feeling its effects, or getting over the effects of cocaine?

(DPCCFEEL)

UDCCTIMEUSE Len : 2 SPENT GREAT DEAL OF TIME USING/FEEL EFF OF COCAINE PST 12MOS

	Freq	Pct
1 = Yes.....	143	0.24
2 = No.....	985	1.67
85 = BAD DATA LOGICALLY ASSIGNED.....	3	0.01
91 = NEVER USED COCAINE.....	52316	88.57
93 = DID NOT USE COCAINE IN THE PAST 12 MOS.....	5544	9.39
94 = DON'T KNOW.....	1	0.00
97 = REFUSED.....	9	0.02
98 = BLANK (NO ANSWER).....	68	0.12

During the past 12 months, did you spend a great deal of your time getting or trying to get cocaine?

(DPCCGET)

UDCCTIMEGET Len : 2 SPENT GREAT DEAL TIME TRY TO GET/GETTING COCAINE PST 12 MOS

	Freq	Pct
1 = Yes.....	9	0.02
2 = No.....	976	1.65
91 = NEVER USED COCAINE.....	52316	88.57
93 = DID NOT USE COCAINE IN THE PAST 12 MOS.....	5544	9.39
94 = DON'T KNOW.....	1	0.00
97 = REFUSED.....	9	0.02
98 = BLANK (NO ANSWER).....	71	0.12
99 = LEGITIMATE SKIP.....	143	0.24

During the past 12 months, were there many times when you ended up using cocaine in larger amounts or for a longer time than you meant to?

(DPCCLRGR)

UDCCLRGAMTS Len : 2 USED COC LARGER AMTS OR LONGER TIME THAN MEANT TO PST 12 MOS

	Freq	Pct
1 = Yes.....	225	0.38
2 = No.....	902	1.53
85 = BAD DATA LOGICALLY ASSIGNED.....	3	0.01
91 = NEVER USED COCAINE.....	52316	88.57
93 = DID NOT USE COCAINE IN THE PAST 12 MOS.....	5544	9.39
94 = DON'T KNOW.....	2	0.00
97 = REFUSED.....	9	0.02
98 = BLANK (NO ANSWER).....	68	0.12

SUBSTANCE USE DISORDER

During the past 12 months, were there times when you wanted to use cocaine so badly that you couldn't think of anything else?

(DPCCBDLY)

UDCCWANTBAD Len : 2 WANTED TO USE COCAINE SO BADLY IN PAST 12 MOS

	Freq	Pct
1 = Yes.....	132	0.22
2 = No.....	995	1.68
85 = BAD DATA LOGICALLY ASSIGNED.....	3	0.01
91 = NEVER USED COCAINE.....	52316	88.57
93 = DID NOT USE COCAINE IN THE PAST 12 MOS.....	5544	9.39
94 = DON'T KNOW.....	2	0.00
97 = REFUSED.....	9	0.02
98 = BLANK (NO ANSWER).....	68	0.12

During the past 12 months, were there times when you had a strong urge to use cocaine?

(DPCCURGE)

UDCCSTRURGE Len : 2 STRONG URGE TO USE COCAINE IN PAST 12 MOS

	Freq	Pct
1 = Yes.....	147	0.25
2 = No.....	848	1.44
91 = NEVER USED COCAINE.....	52316	88.57
93 = DID NOT USE COCAINE IN THE PAST 12 MOS.....	5544	9.39
94 = DON'T KNOW.....	2	0.00
97 = REFUSED.....	9	0.02
98 = BLANK (NO ANSWER).....	71	0.12
99 = LEGITIMATE SKIP.....	132	0.22

Do you need to use a lot more cocaine than you used to in order to get the feeling you want?

(DPCCMORE)

UDCCNEEDMOR Len : 2 NEEDED A LOT MORE COCAINE TO GET FEELING YOU WANT

	Freq	Pct
1 = Yes.....	125	0.21
2 = No.....	1001	1.69
85 = BAD DATA LOGICALLY ASSIGNED.....	3	0.01
91 = NEVER USED COCAINE.....	52316	88.57
93 = DID NOT USE COCAINE IN THE PAST 12 MOS.....	5544	9.39
94 = DON'T KNOW.....	3	0.01
97 = REFUSED.....	9	0.02
98 = BLANK (NO ANSWER).....	68	0.12

Does using the same amount of cocaine have much less effect on you than it used to?

(DPCCLESS)

UDCCLESSEFF Len : 2 SAME AMT COCAINE HAS LESS EFFECT THAN IT USED TO

	Freq	Pct
1 = Yes.....	49	0.08
2 = No.....	952	1.61
91 = NEVER USED COCAINE.....	52316	88.57
93 = DID NOT USE COCAINE IN THE PAST 12 MOS.....	5544	9.39
94 = DON'T KNOW.....	3	0.01
97 = REFUSED.....	9	0.02
98 = BLANK (NO ANSWER).....	71	0.12
99 = LEGITIMATE SKIP.....	125	0.21

During the past 12 months, did you try to cut down or try to stop using cocaine?

(DPCCSTOP)

UDCCTRYSTOP Len : 2 TRY TO CUT DOWN/STOP COCAINE USE IN PAST 12 MOS

	Freq	Pct
1 = Yes.....	325	0.55
2 = No.....	800	1.35
85 = BAD DATA LOGICALLY ASSIGNED.....	3	0.01
91 = NEVER USED COCAINE.....	52316	88.57
93 = DID NOT USE COCAINE IN THE PAST 12 MOS.....	5544	9.39
94 = DON'T KNOW.....	3	0.01
97 = REFUSED.....	10	0.02
98 = BLANK (NO ANSWER).....	68	0.12

SUBSTANCE USE DISORDER

Some people who use cocaine try to cut down or stop but find they can't. Was there more than one time in the past 12 months when you tried but were unable to cut down or stop using cocaine?

(DPCCANT)

UDCCNOTSTOP

Len : 2 UNABLE TO CUT/STOP COCAINE MORE THAN ONE TIME PAST 12 MOS

	Freq	Pct
1 = Yes.....	108	0.18
2 = No.....	217	0.37
85 = BAD DATA LOGICALLY ASSIGNED.....	3	0.01
91 = NEVER USED COCAINE.....	52316	88.57
93 = DID NOT USE COCAINE IN THE PAST 12 MOS.....	5544	9.39
97 = REFUSED.....	10	0.02
98 = BLANK (NO ANSWER).....	71	0.12
99 = LEGITIMATE SKIP.....	800	1.35

In the past 12 months, did you often wish that you could cut down or stop using cocaine?

(DPCCWISH)

UDCCWSHSTOP

Len : 2 OFTEN WISH CUT DOWN OR STOP COCAINE USE PAST 12 MOS

	Freq	Pct
1 = Yes.....	41	0.07
2 = No.....	757	1.28
91 = NEVER USED COCAINE.....	52316	88.57
93 = DID NOT USE COCAINE IN THE PAST 12 MOS.....	5544	9.39
94 = DON'T KNOW.....	4	0.01
97 = REFUSED.....	11	0.02
98 = BLANK (NO ANSWER).....	71	0.12
99 = LEGITIMATE SKIP.....	325	0.55

During the past 12 months, did you have any long-lasting or repeated physical health problems that were caused or made worse by using cocaine?

(DPCCPHYS)

UDCCHLTHPRB

Len : 2 ANY LONG-LASTING PHYS PRBS CAUSED/WORSND BY COC PST 12 MOS

	Freq	Pct
1 = Yes.....	79	0.13
2 = No.....	1045	1.77
85 = BAD DATA LOGICALLY ASSIGNED.....	3	0.01
91 = NEVER USED COCAINE.....	52316	88.57
93 = DID NOT USE COCAINE IN THE PAST 12 MOS.....	5544	9.39
94 = DON'T KNOW.....	4	0.01
97 = REFUSED.....	9	0.02
98 = BLANK (NO ANSWER).....	69	0.12

Did you continue to use cocaine even though it was causing long-lasting or repeated physical health problems or making your physical health problems worse?

(DPCCPCNT)

UDCCHLTHCTD

Len : 2 CONTD TO USE COCAINE DESPITE COCAINE CAUSE/WORSEN PHYS PRBS

	Freq	Pct
1 = Yes.....	56	0.09
2 = No.....	23	0.04
85 = BAD DATA LOGICALLY ASSIGNED.....	3	0.01
91 = NEVER USED COCAINE.....	52316	88.57
93 = DID NOT USE COCAINE IN THE PAST 12 MOS.....	5544	9.39
97 = REFUSED.....	9	0.02
98 = BLANK (NO ANSWER).....	73	0.12
99 = LEGITIMATE SKIP.....	1045	1.77

SUBSTANCE USE DISORDER

During the past 12 months, did you have any long-lasting or repeated problems with emotions or mental health that were caused or made worse by using cocaine?

(DPCCMNTL)

UDCCMNTLPRB

Len : 2 ANY EMOT/MNTL HLTH PRBS CAUSED/WORSND BY COCAINE PAST 12 MOS

	Freq	Pct
1 = Yes.....	75	0.13
2 = No.....	993	1.68
91 = NEVER USED COCAINE	52316	88.57
93 = DID NOT USE COCAINE IN THE PAST 12 MOS	5544	9.39
94 = DON'T KNOW	4	0.01
97 = REFUSED	9	0.02
98 = BLANK (NO ANSWER)	72	0.12
99 = LEGITIMATE SKIP.....	56	0.09

Did you continue to use cocaine even though it was causing long-lasting or repeated problems with your emotions or mental health or making your emotions or mental health worse?

(DPCCMCNT)

UDCCMNTLCTD

Len : 2 CONTD COCAINE USE DESPITE COC CSE/WRSN EMOT/MNTL HLTH PRBS

	Freq	Pct
1 = Yes.....	49	0.08
2 = No.....	26	0.04
91 = NEVER USED COCAINE	52316	88.57
93 = DID NOT USE COCAINE IN THE PAST 12 MOS	5544	9.39
97 = REFUSED	9	0.02
98 = BLANK (NO ANSWER)	76	0.13
99 = LEGITIMATE SKIP.....	1049	1.78

This question is about important activities such as:

- Spending time with friends and family
- Attending special events at work or school
- Participating in hobbies and sports
- Attending religious services and events

During the past 12 months, did you give up or spend a lot less time doing any of these types of important activities because of your use of cocaine?

(DPCCACTV)

UDCCSTOPACT

Len : 2 LESS ACTIVITIES B/C OF COCAINE USE PAST 12 MOS

	Freq	Pct
1 = Yes.....	126	0.21
2 = No.....	998	1.69
85 = BAD DATA LOGICALLY ASSIGNED.....	3	0.01
91 = NEVER USED COCAINE	52316	88.57
93 = DID NOT USE COCAINE IN THE PAST 12 MOS	5544	9.39
94 = DON'T KNOW	3	0.01
97 = REFUSED	10	0.02
98 = BLANK (NO ANSWER)	69	0.12

SUBSTANCE USE DISORDER

Sometimes people who use cocaine have serious problems at work, school, or home—such as:

- missing a lot of work or school
- getting demoted, having your hours cut, or losing a job
- not being able to get a job or keep a job
- getting suspended, expelled, or dropping out of school
- failing to take care of family

During the past 12 months, did you have any serious problems like these at work, school, or home because of your use of cocaine?

(DPCCSERI)

UDCCWORKPRB

Len : 2 COCAINE CAUSE SERIOUS PRBS AT HOME/WORK/SCH PST 12 MOS

	Freq	Pct
1 = Yes.....	117	0.22
2 = No.....	1009	1.71
85 = BAD DATA LOGICALLY ASSIGNED.....	3	0.01
91 = NEVER USED COCAINE.....	52316	88.57
93 = DID NOT USE COCAINE IN THE PAST 12 MOS.....	5544	9.39
94 = DON'T KNOW.....	2	0.00
97 = REFUSED.....	9	0.02
98 = BLANK (NO ANSWER).....	69	0.12

During the past 12 months, did you often have arguments or other problems with family or friends that were caused or made worse by your use of cocaine?

(DPCCARGU)

UDCCFMLYPRB

Len : 2 COCAINE CAUSE ARGUMENTS/PROBS W/FAMILY/FRIENDS PST 12 MOS

	Freq	Pct
1 = Yes.....	128	0.22
2 = No.....	998	1.69
85 = BAD DATA LOGICALLY ASSIGNED.....	3	0.01
91 = NEVER USED COCAINE.....	52316	88.57
93 = DID NOT USE COCAINE IN THE PAST 12 MOS.....	5544	9.39
94 = DON'T KNOW.....	2	0.00
97 = REFUSED.....	9	0.02
98 = BLANK (NO ANSWER).....	69	0.12

Did you continue to use cocaine even though it often caused arguments or problems with family or friends?

(DPCCACNT)

UDCCFMLYCTD

Len : 2 CONTD COCAINE USE DESPITE COC CAUSE ARGUMENTS W/FAM/FRNDS

	Freq	Pct
1 = Yes.....	99	0.17
2 = No.....	29	0.05
85 = BAD DATA LOGICALLY ASSIGNED.....	3	0.01
91 = NEVER USED COCAINE.....	52316	88.57
93 = DID NOT USE COCAINE IN THE PAST 12 MOS.....	5544	9.39
97 = REFUSED.....	9	0.02
98 = BLANK (NO ANSWER).....	71	0.12
99 = LEGITIMATE SKIP.....	998	1.69

During the past 12 months, did you repeatedly get into situations where using cocaine increased your chances of getting physically hurt?

(DPCCHURT)

UDCCGETHURT

Len : 2 COCAINE USE INCREASED CHANCE GETTING HURT PST 12 MOS

	Freq	Pct
1 = Yes.....	87	0.15
2 = No.....	1039	1.76
85 = BAD DATA LOGICALLY ASSIGNED.....	3	0.01
91 = NEVER USED COCAINE.....	52316	88.57
93 = DID NOT USE COCAINE IN THE PAST 12 MOS.....	5544	9.39
94 = DON'T KNOW.....	2	0.00
97 = REFUSED.....	9	0.02
98 = BLANK (NO ANSWER).....	69	0.12

SUBSTANCE USE DISORDER

People may experience withdrawal symptoms when they use less or stop using cocaine.

During the past 12 months, have you felt kind of blue or down after you used less or stopped using cocaine for a while?

(DPCCBLUE)

UDCCWDFLBLU

Len : 2 FELT BLUE OR DOWN AFTER USING LESS OR STOPPING COCAINE

	Freq	Pct
1 = Yes.....	155	0.26
2 = No.....	969	1.64
85 = BAD DATA LOGICALLY ASSIGNED.....	3	0.01
91 = NEVER USED COCAINE.....	52316	88.57
93 = DID NOT USE COCAINE IN THE PAST 12 MOS.....	5544	9.39
94 = DON'T KNOW.....	3	0.01
97 = REFUSED.....	10	0.02
98 = BLANK (NO ANSWER).....	69	0.12

During the past 12 months, did you have the following withdrawal symptoms after you used less or stopped using cocaine for a while?

Feeling tired or exhausted

(DPCCWD_1)

UDCCWDTIRED

Len : 2 FEELING TIRED/EXHAUSTED - COC WITHDRAWAL SYMPTOM PST 12 MOS

	Freq	Pct
1 = Yes.....	132	0.22
2 = No.....	23	0.04
85 = BAD DATA LOGICALLY ASSIGNED.....	3	0.01
91 = NEVER USED COCAINE.....	52316	88.57
93 = DID NOT USE COCAINE IN THE PAST 12 MOS.....	5544	9.39
97 = REFUSED.....	10	0.02
98 = BLANK (NO ANSWER).....	72	0.12
99 = LEGITIMATE SKIP.....	969	1.64

Having bad dreams

(DPCCWD_2)

UDCCWDDREAM

Len : 2 HAVING BAD DREAMS - COC WITHDRAWAL SYMPTOM PST 12 MOS

	Freq	Pct
1 = Yes.....	81	0.14
2 = No.....	74	0.13
85 = BAD DATA LOGICALLY ASSIGNED.....	3	0.01
91 = NEVER USED COCAINE.....	52316	88.57
93 = DID NOT USE COCAINE IN THE PAST 12 MOS.....	5544	9.39
97 = REFUSED.....	10	0.02
98 = BLANK (NO ANSWER).....	72	0.12
99 = LEGITIMATE SKIP.....	969	1.64

Having trouble sleeping or sleeping more than you normally do

(DPCCWD_3)

UDCCWDSLEEP

Len : 2 TROUBLE/MORE SLEEPING - COC WITHDRAWAL SYMPTOM PST 12 MOS

	Freq	Pct
1 = Yes.....	117	0.20
2 = No.....	38	0.06
85 = BAD DATA LOGICALLY ASSIGNED.....	3	0.01
91 = NEVER USED COCAINE.....	52316	88.57
93 = DID NOT USE COCAINE IN THE PAST 12 MOS.....	5544	9.39
97 = REFUSED.....	10	0.02
98 = BLANK (NO ANSWER).....	72	0.12
99 = LEGITIMATE SKIP.....	969	1.64

SUBSTANCE USE DISORDER

Feeling hungry more often

(DPCCWD_4)

UDCCWDHNGRY Len : 2 FEELING HUNGRY - COC WITHDRAWAL SYMPTOM PST 12 MOS

	Freq	Pct
1 = Yes.....	90	0.15
2 = No.....	65	0.11
85 = BAD DATA LOGICALLY ASSIGNED.....	3	0.01
91 = NEVER USED COCAINE.....	52316	88.57
93 = DID NOT USE COCAINE IN THE PAST 12 MOS.....	5544	9.39
97 = REFUSED.....	10	0.02
98 = BLANK (NO ANSWER).....	72	0.12
99 = LEGITIMATE SKIP.....	969	1.64

Feeling either very slowed down or like you couldn't sit still

(DPCCWD_5)

UDCCWDSITST Len : 2 SLOWED DOWN/RESTLESS - COC WITHDRAWAL SYMPTOM PST 12 MOS

	Freq	Pct
1 = Yes.....	103	0.17
2 = No.....	52	0.09
85 = BAD DATA LOGICALLY ASSIGNED.....	3	0.01
91 = NEVER USED COCAINE.....	52316	88.57
93 = DID NOT USE COCAINE IN THE PAST 12 MOS.....	5544	9.39
97 = REFUSED.....	10	0.02
98 = BLANK (NO ANSWER).....	72	0.12
99 = LEGITIMATE SKIP.....	969	1.64

During the past 12 months, did you use cocaine or another drug to get over or avoid having cocaine withdrawal symptoms?

(DPCCOVER)

UDCCAVOIDWD Len : 2 USE COC/OTH DRUG TO GET OVER/AVOID COC WITHDRAWAL PST 12 MOS

	Freq	Pct
1 = Yes.....	74	0.13
2 = No.....	1051	1.78
85 = BAD DATA LOGICALLY ASSIGNED.....	3	0.01
91 = NEVER USED COCAINE.....	52316	88.57
93 = DID NOT USE COCAINE IN THE PAST 12 MOS.....	5544	9.39
94 = DON'T KNOW.....	3	0.01
97 = REFUSED.....	9	0.02
98 = BLANK (NO ANSWER).....	69	0.12

Which of the following did you use to get over or avoid having cocaine withdrawal symptoms during the past 12 months?

Cocaine

(DPCCUSE_1)

UDCCAVWCOCN Len : 2 USED COCAINE TO GET OVER/AVOID COC WITHDRAWAL IN PST 12 MOS

	Freq	Pct
1 = Yes.....	47	0.08
2 = No.....	26	0.04
85 = BAD DATA LOGICALLY ASSIGNED.....	3	0.01
91 = NEVER USED COCAINE.....	52316	88.57
93 = DID NOT USE COCAINE IN THE PAST 12 MOS.....	5544	9.39
97 = REFUSED.....	10	0.02
98 = BLANK (NO ANSWER).....	72	0.12
99 = LEGITIMATE SKIP.....	1051	1.78

SUBSTANCE USE DISORDER

Methamphetamine

(DPCCUSE_2)

UDCCAVWMETH Len : 2 USED METH TO GET OVER/AVOID COC WITHDRAWAL IN PST 12 MOS

	Freq	Pct
1 = Yes.....	17	0.03
2 = No.....	55	0.09
85 = BAD DATA LOGICALLY ASSIGNED.....	3	0.01
91 = NEVER USED COCAINE.....	52316	88.57
93 = DID NOT USE COCAINE IN THE PAST 12 MOS.....	5544	9.39
94 = DON'T KNOW.....	1	0.00
97 = REFUSED.....	10	0.02
98 = BLANK (NO ANSWER).....	72	0.12
99 = LEGITIMATE SKIP.....	1051	1.78

Prescription stimulants or uppers

(DPCCUSE_3)

UDCCAVWSTIM Len : 2 USED STM TO GET OVER/AVOID COC WITHDRAWAL IN PST 12 MOS

	Freq	Pct
1 = Yes.....	21	0.04
2 = No.....	51	0.09
85 = BAD DATA LOGICALLY ASSIGNED.....	3	0.01
91 = NEVER USED COCAINE.....	52316	88.57
93 = DID NOT USE COCAINE IN THE PAST 12 MOS.....	5544	9.39
94 = DON'T KNOW.....	1	0.00
97 = REFUSED.....	10	0.02
98 = BLANK (NO ANSWER).....	72	0.12
99 = LEGITIMATE SKIP.....	1051	1.78

Something else

(DPCCUSE_4)

UDCCAVWOTHR Len : 2 USED SOMETHING ELSE TO GET OVR/AVD COC WITHDRAWAL PST 12 MOS

	Freq	Pct
1 = Yes.....	40	0.07
2 = No.....	32	0.05
85 = BAD DATA LOGICALLY ASSIGNED.....	3	0.01
91 = NEVER USED COCAINE.....	52316	88.57
93 = DID NOT USE COCAINE IN THE PAST 12 MOS.....	5544	9.39
94 = DON'T KNOW.....	1	0.00
97 = REFUSED.....	10	0.02
98 = BLANK (NO ANSWER).....	72	0.12
99 = LEGITIMATE SKIP.....	1051	1.78

Think about your use of heroin during the past 12 months as you answer these next questions.

During the past 12 months, did you spend a great deal of your time using heroin, feeling its effects, or getting over the effects of heroin?

(DPHEFEEL)

UDHETIMEUSE Len : 2 SPENT GREAT DEAL OF TIME USING/FEEL EFF OF HEROIN PST 12 MOS

	Freq	Pct
1 = Yes.....	104	0.18
2 = No.....	99	0.17
85 = BAD DATA LOGICALLY ASSIGNED.....	3	0.01
91 = NEVER USED HEROIN.....	57840	97.92
93 = DID NOT USE HEROIN IN THE PAST 12 MOS.....	949	1.61
94 = DON'T KNOW.....	3	0.01
97 = REFUSED.....	4	0.01
98 = BLANK (NO ANSWER).....	67	0.11

SUBSTANCE USE DISORDER

During the past 12 months, did you spend a great deal of your time getting or trying to get heroin?

(DPHEGET)

UDHETIMEGET

Len : 2 SPENT GREAT DEAL TIME TRY TO GET/GETTING HEROIN PST 12 MOS

	Freq	Pct
1 = Yes.....	5	0.01
2 = No.....	96	0.16
85 = BAD DATA LOGICALLY ASSIGNED.....	1	0.00
91 = NEVER USED HEROIN.....	57840	97.92
93 = DID NOT USE HEROIN IN THE PAST 12 MOS.....	949	1.61
94 = DON'T KNOW.....	1	0.00
97 = REFUSED.....	4	0.01
98 = BLANK (NO ANSWER).....	69	0.12
99 = LEGITIMATE SKIP.....	104	0.18

During the past 12 months, were there many times when you ended up using heroin in larger amounts or for a longer time than you meant to?

(DPHELGR)

UDHELRGAMTS

Len : 2 USED HER LARGER AMTS OR LONGER TIME THAN MEANT TO PST 12 MOS

	Freq	Pct
1 = Yes.....	111	0.19
2 = No.....	92	0.16
85 = BAD DATA LOGICALLY ASSIGNED.....	3	0.01
91 = NEVER USED HEROIN.....	57840	97.92
93 = DID NOT USE HEROIN IN THE PAST 12 MOS.....	949	1.61
94 = DON'T KNOW.....	3	0.01
97 = REFUSED.....	4	0.01
98 = BLANK (NO ANSWER).....	67	0.11

During the past 12 months, were there times when you wanted to use heroin so badly that you couldn't think of anything else?

(DPHEBDLY)

UDHEWANTBAD

Len : 2 WANTED TO USE HEROIN SO BADLY IN PAST 12 MOS

	Freq	Pct
1 = Yes.....	112	0.19
2 = No.....	90	0.15
85 = BAD DATA LOGICALLY ASSIGNED.....	3	0.01
91 = NEVER USED HEROIN.....	57840	97.92
93 = DID NOT USE HEROIN IN THE PAST 12 MOS.....	949	1.61
94 = DON'T KNOW.....	4	0.01
97 = REFUSED.....	4	0.01
98 = BLANK (NO ANSWER).....	67	0.11

During the past 12 months, were there times when you had a strong urge to use heroin?

(DPHEURGE)

UDHESTRURGE

Len : 2 STRONG URGE TO USE HEROIN IN PAST 12 MOS

	Freq	Pct
1 = Yes.....	23	0.04
2 = No.....	68	0.12
85 = BAD DATA LOGICALLY ASSIGNED.....	1	0.00
91 = NEVER USED HEROIN.....	57840	97.92
93 = DID NOT USE HEROIN IN THE PAST 12 MOS.....	949	1.61
94 = DON'T KNOW.....	3	0.01
97 = REFUSED.....	4	0.01
98 = BLANK (NO ANSWER).....	69	0.12
99 = LEGITIMATE SKIP.....	112	0.19

SUBSTANCE USE DISORDER

Do you need to use a lot more heroin than you used to in order to get the feeling you want?

(DPHEMORE)

UDHENEEDMOR Len : 2 NEEDED A LOT MORE HEROIN TO GET FEELING YOU WANT

	Freq	Pct
1 = Yes.....	97	0.16
2 = No.....	106	0.18
85 = BAD DATA LOGICALLY ASSIGNED.....	3	0.01
91 = NEVER USED HEROIN.....	57840	97.92
93 = DID NOT USE HEROIN IN THE PAST 12 MOS.....	949	1.61
94 = DON'T KNOW.....	2	0.00
97 = REFUSED.....	5	0.01
98 = BLANK (NO ANSWER).....	67	0.11

Does using the same amount of heroin have much less effect on you than it used to?

(DPHELESS)

UDHELESSEFF Len : 2 SAME AMT HEROIN HAS LESS EFFECT THAN IT USED TO

	Freq	Pct
1 = Yes.....	13	0.02
2 = No.....	92	0.16
85 = BAD DATA LOGICALLY ASSIGNED.....	1	0.00
91 = NEVER USED HEROIN.....	57840	97.92
93 = DID NOT USE HEROIN IN THE PAST 12 MOS.....	949	1.61
94 = DON'T KNOW.....	3	0.01
97 = REFUSED.....	5	0.01
98 = BLANK (NO ANSWER).....	69	0.12
99 = LEGITIMATE SKIP.....	97	0.16

During the past 12 months, did you try to cut down or try to stop using heroin?

(DPHESTOP)

UDHETRYSTOP Len : 2 TRY TO CUT DOWN/STOP HEROIN USE IN PAST 12 MOS

	Freq	Pct
1 = Yes.....	125	0.21
2 = No.....	77	0.13
85 = BAD DATA LOGICALLY ASSIGNED.....	3	0.01
91 = NEVER USED HEROIN.....	57840	97.92
93 = DID NOT USE HEROIN IN THE PAST 12 MOS.....	949	1.61
94 = DON'T KNOW.....	4	0.01
97 = REFUSED.....	4	0.01
98 = BLANK (NO ANSWER).....	67	0.11

Some people who use heroin try to cut down or stop but find they can't. Was there more than one time in the past 12 months when you tried but were unable to cut down or stop using heroin?

(DPHECANT)

UDHENOTSTOP Len : 2 UNABLE TO CUT/STOP HEROIN USE MORE THAN ONE TIME PAST 12 MOS

	Freq	Pct
1 = Yes.....	98	0.17
2 = No.....	27	0.05
85 = BAD DATA LOGICALLY ASSIGNED.....	3	0.01
91 = NEVER USED HEROIN.....	57840	97.92
93 = DID NOT USE HEROIN IN THE PAST 12 MOS.....	949	1.61
97 = REFUSED.....	4	0.01
98 = BLANK (NO ANSWER).....	71	0.12
99 = LEGITIMATE SKIP.....	77	0.13

SUBSTANCE USE DISORDER

In the past 12 months, did you often wish that you could cut down or stop using heroin?

(DPHEWISH)

UDHEWSHSTOP

Len : 2 OFTEN WISH CUT DOWN OR STOP HEROIN USE PAST 12 MOS

	Freq	Pct
1 = Yes.....	18	0.03
2 = No.....	60	0.10
91 = NEVER USED HEROIN.....	57840	97.92
93 = DID NOT USE HEROIN IN THE PAST 12 MOS.....	949	1.61
94 = DON'T KNOW.....	3	0.01
97 = REFUSED.....	4	0.01
98 = BLANK (NO ANSWER).....	70	0.12
99 = LEGITIMATE SKIP.....	125	0.21

During the past 12 months, did you have any long-lasting or repeated physical health problems that were caused or made worse by using heroin?

(DPHEPHYS)

UDHEHLTHPRB

Len : 2 ANY LONG-LASTING PHYS PRBS CAUSED/WORSND BY HEROIN PST 12MOS

	Freq	Pct
1 = Yes.....	74	0.13
2 = No.....	129	0.22
85 = BAD DATA LOGICALLY ASSIGNED.....	3	0.01
91 = NEVER USED HEROIN.....	57840	97.92
93 = DID NOT USE HEROIN IN THE PAST 12 MOS.....	949	1.61
94 = DON'T KNOW.....	3	0.01
97 = REFUSED.....	4	0.01
98 = BLANK (NO ANSWER).....	67	0.11

Did you continue to use heroin even though it was causing long-lasting or repeated physical health problems or making your physical health problems worse?

(DPHEPCNT)

UDHEHLTHCTD

Len : 2 CONTD TO USE HEROIN DESPITE HEROIN CAUSE/WORSEN PHYS PRBS

	Freq	Pct
1 = Yes.....	65	0.11
2 = No.....	9	0.02
85 = BAD DATA LOGICALLY ASSIGNED.....	3	0.01
91 = NEVER USED HEROIN.....	57840	97.92
93 = DID NOT USE HEROIN IN THE PAST 12 MOS.....	949	1.61
97 = REFUSED.....	4	0.01
98 = BLANK (NO ANSWER).....	70	0.12
99 = LEGITIMATE SKIP.....	129	0.22

During the past 12 months, did you have any long-lasting or repeated problems with emotions or mental health that were caused or made worse by using heroin?

(DPHEMNTL)

UDHEMNTLPRB

Len : 2 ANY EMOT/MNTL HLTH PRBS CAUSED/WORSND BY HEROIN PAST 12 MOS

	Freq	Pct
1 = Yes.....	38	0.06
2 = No.....	100	0.17
85 = BAD DATA LOGICALLY ASSIGNED.....	1	0.00
91 = NEVER USED HEROIN.....	57840	97.92
93 = DID NOT USE HEROIN IN THE PAST 12 MOS.....	949	1.61
94 = DON'T KNOW.....	3	0.01
97 = REFUSED.....	4	0.01
98 = BLANK (NO ANSWER).....	69	0.12
99 = LEGITIMATE SKIP.....	65	0.11

SUBSTANCE USE DISORDER

Did you continue to use heroin even though it was causing long-lasting or repeated problems with your emotions or mental health or making your emotions or mental health worse?

(DPHEMCNT)

UDHEMNTLCTD Len : 2 CONTD HEROIN USE DESPITE HEROIN CSE/WRSN EMOT/MNTL HLTH PRBS

	Freq	Pct
1 = Yes.....	31	0.05
2 = No.....	7	0.01
91 = NEVER USED HEROIN.....	57840	97.92
93 = DID NOT USE HEROIN IN THE PAST 12 MOS.....	949	1.61
97 = REFUSED	4	0.01
98 = BLANK (NO ANSWER)	73	0.12
99 = LEGITIMATE SKIP.....	165	0.28

This question is about important activities such as:

- Spending time with friends and family
- Attending special events at work or school
- Participating in hobbies and sports
- Attending religious services and events

During the past 12 months, did you give up or spend a lot less time doing any of these types of important activities because of your use of heroin?

(DPHEACTV)

UDHESTOPACT Len : 2 LESS ACTIVITIES B/C OF HEROIN USE PAST 12 MOS

	Freq	Pct
1 = Yes.....	112	0.19
2 = No.....	93	0.16
85 = BAD DATA LOGICALLY ASSIGNED.....	3	0.01
91 = NEVER USED HEROIN.....	57840	97.92
93 = DID NOT USE HEROIN IN THE PAST 12 MOS.....	949	1.61
94 = DON'T KNOW.....	1	0.00
97 = REFUSED	4	0.01
98 = BLANK (NO ANSWER)	67	0.11

Sometimes people who use heroin have serious problems at work, school, or home—such as:

- missing a lot of work or school
- getting demoted, having your hours cut, or losing a job
- not being able to get a job or keep a job
- getting suspended, expelled, or dropping out of school
- failing to take care of family

During the past 12 months, did you have any serious problems like these at work, school, or home because of your use of heroin?

(DPHESERI)

UDHEWORKPRB Len : 2 HEROIN CAUSE SERIOUS PRBS AT HOME/WORK/SCH PST 12 MOS

	Freq	Pct
1 = Yes.....	95	0.16
2 = No.....	110	0.19
85 = BAD DATA LOGICALLY ASSIGNED.....	3	0.01
91 = NEVER USED HEROIN.....	57840	97.92
93 = DID NOT USE HEROIN IN THE PAST 12 MOS.....	949	1.61
94 = DON'T KNOW.....	1	0.00
97 = REFUSED	4	0.01
98 = BLANK (NO ANSWER)	67	0.11

SUBSTANCE USE DISORDER

During the past 12 months, did you often have arguments or other problems with family or friends that were caused or made worse by your use of heroin?

(DPHEARGU)

UDHEFMLYPRB

Len : 2 HEROIN CAUSE ARGUMENTS/PROBS W/FAMILY/FRIENDS PST 12 MOS

	Freq	Pct
1 = Yes.....	103	0.17
2 = No.....	101	0.17
85 = BAD DATA LOGICALLY ASSIGNED.....	3	0.01
91 = NEVER USED HEROIN.....	57840	97.92
93 = DID NOT USE HEROIN IN THE PAST 12 MOS.....	949	1.61
94 = DON'T KNOW.....	2	0.00
97 = REFUSED.....	4	0.01
98 = BLANK (NO ANSWER).....	67	0.11

Did you continue to use heroin even though it often caused arguments or problems with family or friends?

(DPHEACNT)

UDHEFMLYCTD

Len : 2 CONTD HEROIN DESPITE HEROIN CAUSE ARGUMENTS W/FAM/FRNDS

	Freq	Pct
1 = Yes.....	93	0.16
2 = No.....	10	0.02
85 = BAD DATA LOGICALLY ASSIGNED.....	3	0.01
91 = NEVER USED HEROIN.....	57840	97.92
93 = DID NOT USE HEROIN IN THE PAST 12 MOS.....	949	1.61
97 = REFUSED.....	4	0.01
98 = BLANK (NO ANSWER).....	69	0.12
99 = LEGITIMATE SKIP.....	101	0.17

During the past 12 months, did you repeatedly get into situations where using heroin increased your chances of getting physically hurt?

(DPHEHURT)

UDHEGETHURT

Len : 2 HEROIN INCREASED CHANCE GETTING HURT PST 12 MOS

	Freq	Pct
1 = Yes.....	69	0.12
2 = No.....	135	0.23
85 = BAD DATA LOGICALLY ASSIGNED.....	3	0.01
91 = NEVER USED HEROIN.....	57840	97.92
93 = DID NOT USE HEROIN IN THE PAST 12 MOS.....	949	1.61
94 = DON'T KNOW.....	2	0.00
97 = REFUSED.....	4	0.01
98 = BLANK (NO ANSWER).....	67	0.11

People may experience withdrawal symptoms when they use less or stop using heroin.

During the past 12 months, did you have the following withdrawal symptoms after you used less or stopped using heroin for a while?

Feeling kind of blue or down

(DPHEWD_1)

UDHEWDFLBLU

Len : 2 FEELING BLUE/DOWN - HEROIN WITHDRAWAL SYMPTOM PST 12 MOS

	Freq	Pct
1 = Yes.....	129	0.22
2 = No.....	75	0.13
85 = BAD DATA LOGICALLY ASSIGNED.....	3	0.01
91 = NEVER USED HEROIN.....	57840	97.92
93 = DID NOT USE HEROIN IN THE PAST 12 MOS.....	949	1.61
94 = DON'T KNOW.....	2	0.00
97 = REFUSED.....	4	0.01
98 = BLANK (NO ANSWER).....	67	0.11

SUBSTANCE USE DISORDER

Vomiting or feeling nauseous

(DPHEWD_2)

UDHEWDVOMIT Len : 2 VOMITING/NAUSEOUS - HEROIN WITHDRAWAL SYMPTOM PST 12 MOS

	Freq	Pct
1 = Yes.....	119	0.20
2 = No.....	86	0.15
85 = BAD DATA LOGICALLY ASSIGNED.....	3	0.01
91 = NEVER USED HEROIN.....	57840	97.92
93 = DID NOT USE HEROIN IN THE PAST 12 MOS.....	949	1.61
94 = DON'T KNOW.....	1	0.00
97 = REFUSED.....	4	0.01
98 = BLANK (NO ANSWER).....	67	0.11

Having cramps or muscle aches

(DPHEWD_3)

UDHEWDCRAMP Len : 2 HAVING MUSCLE CRAMPS/ACHES-HER WITHDRAWAL SYMPTOM PST 12 MOS

	Freq	Pct
1 = Yes.....	127	0.22
2 = No.....	77	0.13
85 = BAD DATA LOGICALLY ASSIGNED.....	3	0.01
91 = NEVER USED HEROIN.....	57840	97.92
93 = DID NOT USE HEROIN IN THE PAST 12 MOS.....	949	1.61
94 = DON'T KNOW.....	2	0.00
97 = REFUSED.....	4	0.01
98 = BLANK (NO ANSWER).....	67	0.11

Having teary eyes or a runny nose

(DPHEWD_4)

UDHEWDRUNNY Len : 2 TEARY EYES/RUNNY NOSE - HER WITHDRAWAL SYMPTOM PST 12 MOS

	Freq	Pct
1 = Yes.....	127	0.22
2 = No.....	78	0.13
85 = BAD DATA LOGICALLY ASSIGNED.....	3	0.01
91 = NEVER USED HEROIN.....	57840	97.92
93 = DID NOT USE HEROIN IN THE PAST 12 MOS.....	949	1.61
94 = DON'T KNOW.....	1	0.00
97 = REFUSED.....	4	0.01
98 = BLANK (NO ANSWER).....	67	0.11

Feeling sweaty, having enlarged eye pupils, or having body hair standing up on your skin

(DPHEWD_5)

UDHEWDSWEAT Len : 2 SWEATY/LRG PUPILS/HAIR STNDING UP-HER W/DRWL SYM PST 12 MOS

	Freq	Pct
1 = Yes.....	126	0.21
2 = No.....	78	0.13
85 = BAD DATA LOGICALLY ASSIGNED.....	3	0.01
91 = NEVER USED HEROIN.....	57840	97.92
93 = DID NOT USE HEROIN IN THE PAST 12 MOS.....	949	1.61
94 = DON'T KNOW.....	2	0.00
97 = REFUSED.....	4	0.01
98 = BLANK (NO ANSWER).....	67	0.11

Having diarrhea

(DPHEWD_6)

UDHEWDDIARR Len : 2 HAVING DIARRHEA - HEROIN WITHDRAWAL SYMPTOM PST 12 MOS

	Freq	Pct
1 = Yes.....	114	0.19
2 = No.....	89	0.15
85 = BAD DATA LOGICALLY ASSIGNED.....	3	0.01
91 = NEVER USED HEROIN.....	57840	97.92
93 = DID NOT USE HEROIN IN THE PAST 12 MOS.....	949	1.61
94 = DON'T KNOW.....	2	0.00
97 = REFUSED.....	5	0.01
98 = BLANK (NO ANSWER).....	67	0.11

SUBSTANCE USE DISORDER

Yawning

(DPHEWD_7)

UDHEWDYAWNS Len : 2 YAWNING - HEROIN WITHDRAWAL SYMPTOM PST 12 MOS

	Freq	Pct
1 = Yes.....	132	0.22
2 = No.....	73	0.12
85 = BAD DATA LOGICALLY ASSIGNED.....	3	0.01
91 = NEVER USED HEROIN.....	57840	97.92
93 = DID NOT USE HEROIN IN THE PAST 12 MOS.....	949	1.61
94 = DON'T KNOW.....	1	0.00
97 = REFUSED.....	4	0.01
98 = BLANK (NO ANSWER).....	67	0.11

Having a fever

(DPHEWD_8)

UDHEWDFEVER Len : 2 HAVING FEVER - HEROIN WITHDRAWAL SYMPTOM PST 12 MOS

	Freq	Pct
1 = Yes.....	76	0.13
2 = No.....	126	0.21
85 = BAD DATA LOGICALLY ASSIGNED.....	3	0.01
91 = NEVER USED HEROIN.....	57840	97.92
93 = DID NOT USE HEROIN IN THE PAST 12 MOS.....	949	1.61
94 = DON'T KNOW.....	3	0.01
97 = REFUSED.....	5	0.01
98 = BLANK (NO ANSWER).....	67	0.11

Having trouble sleeping

(DPHEWD_9)

UDHEWDSLEEP Len : 2 HAVING TRBL SLEEPING - HEROIN WITHDRAWAL SYMPTOM PST 12 MOS

	Freq	Pct
1 = Yes.....	134	0.23
2 = No.....	69	0.12
85 = BAD DATA LOGICALLY ASSIGNED.....	3	0.01
91 = NEVER USED HEROIN.....	57840	97.92
93 = DID NOT USE HEROIN IN THE PAST 12 MOS.....	949	1.61
94 = DON'T KNOW.....	3	0.01
97 = REFUSED.....	4	0.01
98 = BLANK (NO ANSWER).....	67	0.11

During the past 12 months, did you use heroin or another drug to get over or avoid having heroin withdrawal symptoms?

(DPHEOVER)

UDHEAVOIDWD Len : 2 USE HEROIN TO GET OVER/AVOID HEROIN WITHDRAWAL IN PST 12 MOS

	Freq	Pct
1 = Yes.....	122	0.21
2 = No.....	83	0.14
85 = BAD DATA LOGICALLY ASSIGNED.....	3	0.01
91 = NEVER USED HEROIN.....	57840	97.92
93 = DID NOT USE HEROIN IN THE PAST 12 MOS.....	949	1.61
94 = DON'T KNOW.....	1	0.00
97 = REFUSED.....	4	0.01
98 = BLANK (NO ANSWER).....	67	0.11

SUBSTANCE USE DISORDER

Which of the following did you use to get over or avoid having heroin withdrawal symptoms during the past 12 months?

Heroin

(DPHEUSE_1)

UDHEAVWHERN

Len : 2 USED HEROIN TO GET OVER/AVOID HER WITHDRAWAL IN PST 12 MOS

	Freq	Pct
1 = Yes.....	105	0.18
2 = No.....	17	0.03
85 = BAD DATA LOGICALLY ASSIGNED.....	2	0.00
91 = NEVER USED HEROIN.....	57840	97.92
93 = DID NOT USE HEROIN IN THE PAST 12 MOS.....	949	1.61
97 = REFUSED	4	0.01
98 = BLANK (NO ANSWER)	69	0.12
99 = LEGITIMATE SKIP.....	83	0.14

Prescription pain relievers

(DPHEUSE_2)

UDHEAVWPNRL

Len : 2 USED PN RLVR TO GET OVER/AVOID HER WITHDRAWAL IN PST 12 MOS

	Freq	Pct
1 = Yes.....	66	0.11
2 = No.....	34	0.06
3 = Yes LOGICALLY ASSIGNED.....	22	0.04
85 = BAD DATA LOGICALLY ASSIGNED.....	2	0.00
91 = NEVER USED HEROIN.....	57840	97.92
93 = DID NOT USE HEROIN IN THE PAST 12 MOS.....	949	1.61
97 = REFUSED	4	0.01
98 = BLANK (NO ANSWER)	69	0.12
99 = LEGITIMATE SKIP.....	83	0.14

Something else

(DPHEUSE_3)

UDHEAVWOTHR

Len : 2 USED SOMETHING ELSE TO GET OVR/AVD HER WITHDRAWAL PST 12 MOS

	Freq	Pct
1 = Yes.....	72	0.12
2 = No.....	49	0.08
85 = BAD DATA LOGICALLY ASSIGNED.....	2	0.00
91 = NEVER USED HEROIN.....	57840	97.92
93 = DID NOT USE HEROIN IN THE PAST 12 MOS.....	949	1.61
97 = REFUSED	5	0.01
98 = BLANK (NO ANSWER)	69	0.12
99 = LEGITIMATE SKIP.....	83	0.14

Think about your use of hallucinogens, such as LSD, 'acid,' PCP, 'Ecstasy' or 'Molly,' psilocybin or mushrooms, mescaline, or peyote, during the past 12 months as you answer these next questions.

During the past 12 months, did you spend a great deal of your time using hallucinogens, feeling their effects, or getting over the effects of hallucinogens?

(DPHAFEEL)

UDHATIMEUSE

Len : 2 SPENT GREAT DEAL OF TIME USING/FEEL EFF OF HAL PST 12 MOS

	Freq	Pct
1 = Yes.....	96	0.16
2 = No.....	2075	3.51
85 = BAD DATA LOGICALLY ASSIGNED.....	3	0.01
91 = NEVER USED HALLUCINOGENS	49509	83.82
93 = DID NOT USE HALLUCINOGENS IN THE PAST 12 MOS.....	7031	11.90
94 = DON'T KNOW.....	3	0.01
97 = REFUSED	4	0.01
98 = BLANK (NO ANSWER)	348	0.59

SUBSTANCE USE DISORDER

During the past 12 months, did you spend a great deal of your time getting or trying to get hallucinogens?

(DPHAGET)

UDHATIMEGET

Len : 2 SPENT GREAT DEAL TIME TRY TO GET/GETTING HAL IN PST 12 MOS

	Freq	Pct
1 = Yes.....	24	0.04
2 = No.....	2052	3.47
91 = NEVER USED HALLUCINOGENS	49509	83.82
93 = DID NOT USE HALLUCINOGENS IN THE PAST 12 MOS.....	7031	11.90
94 = DON'T KNOW.....	2	0.00
97 = REFUSED	4	0.01
98 = BLANK (NO ANSWER)	351	0.59
99 = LEGITIMATE SKIP.....	96	0.16

During the past 12 months, were there many times when you ended up using hallucinogens in larger amounts or for a longer time than you meant to?

(DPHALRGR)

UDHALRGAMTS

Len : 2 USED HAL LARGER AMTS OR LONGER TIME THAN MEANT TO PST 12 MOS

	Freq	Pct
1 = Yes.....	92	0.16
2 = No.....	2080	3.52
85 = BAD DATA LOGICALLY ASSIGNED.....	3	0.01
91 = NEVER USED HALLUCINOGENS	49509	83.82
93 = DID NOT USE HALLUCINOGENS IN THE PAST 12 MOS.....	7031	11.90
94 = DON'T KNOW.....	2	0.00
97 = REFUSED	4	0.01
98 = BLANK (NO ANSWER)	348	0.59

During the past 12 months, were there times when you wanted to use hallucinogens so badly that you couldn't think of anything else?

(DPHABDLY)

UDHAWANTBAD

Len : 2 WANTED TO USE HALLUC SO BADLY IN PAST 12 MOS

	Freq	Pct
1 = Yes.....	49	0.08
2 = No.....	2123	3.59
85 = BAD DATA LOGICALLY ASSIGNED.....	3	0.01
91 = NEVER USED HALLUCINOGENS	49509	83.82
93 = DID NOT USE HALLUCINOGENS IN THE PAST 12 MOS.....	7031	11.90
94 = DON'T KNOW.....	1	0.00
97 = REFUSED	5	0.01
98 = BLANK (NO ANSWER)	348	0.59

During the past 12 months, were there times when you had a strong urge to use hallucinogens?

(DPHAURGE)

UDHASTRURGE

Len : 2 STRONG URGE TO USE HALLUC IN PAST 12 MOS

	Freq	Pct
1 = Yes.....	186	0.31
2 = No.....	1934	3.27
91 = NEVER USED HALLUCINOGENS	49509	83.82
93 = DID NOT USE HALLUCINOGENS IN THE PAST 12 MOS.....	7031	11.90
94 = DON'T KNOW.....	3	0.01
97 = REFUSED	6	0.01
98 = BLANK (NO ANSWER)	351	0.59
99 = LEGITIMATE SKIP.....	49	0.08

SUBSTANCE USE DISORDER

Do you need to use a lot more hallucinogens than you used to in order to get the feeling you want?

(DPHAMORE)

UDHANEEDMOR Len : 2 NEEDED A LOT MORE HALLUC TO GET FEELING YOU WANT

	Freq	Pct
1 = Yes.....	53	0.09
2 = No.....	2118	3.59
85 = BAD DATA LOGICALLY ASSIGNED.....	3	0.01
91 = NEVER USED HALLUCINOGENS	49509	83.82
93 = DID NOT USE HALLUCINOGENS IN THE PAST 12 MOS.....	7031	11.90
94 = DON'T KNOW	2	0.00
97 = REFUSED	5	0.01
98 = BLANK (NO ANSWER)	348	0.59

Does using the same amount of hallucinogens have much less effect on you than it used to?

(DPHALESS)

UDHALESSEFF Len : 2 SAME AMT HALLUC HAS LESS EFFECT THAN IT USED TO

	Freq	Pct
1 = Yes.....	66	0.11
2 = No.....	2048	3.47
91 = NEVER USED HALLUCINOGENS	49509	83.82
93 = DID NOT USE HALLUCINOGENS IN THE PAST 12 MOS.....	7031	11.90
94 = DON'T KNOW	6	0.01
97 = REFUSED	5	0.01
98 = BLANK (NO ANSWER)	351	0.59
99 = LEGITIMATE SKIP.....	53	0.09

During the past 12 months, did you try to cut down or try to stop using hallucinogens?

(DPHASTOP)

UDHATRYSTOP Len : 2 TRY TO CUT DOWN/STOP HALLUC USE IN PAST 12 MOS

	Freq	Pct
1 = Yes.....	206	0.35
2 = No.....	1959	3.32
85 = BAD DATA LOGICALLY ASSIGNED.....	3	0.01
91 = NEVER USED HALLUCINOGENS	49509	83.82
93 = DID NOT USE HALLUCINOGENS IN THE PAST 12 MOS.....	7031	11.90
94 = DON'T KNOW	3	0.01
97 = REFUSED	9	0.02
98 = BLANK (NO ANSWER)	349	0.59

Some people who use hallucinogens try to cut down or stop but find they can't. Was there more than one time in the past 12 months when you tried but were unable to cut down or stop using hallucinogens?

(DPHACANT)

UDHANOTSTOP Len : 2 UNABLE TO CUT/STOP HALLUC MORE THAN ONE TIME PAST 12 MOS

	Freq	Pct
1 = Yes.....	19	0.03
2 = No.....	186	0.31
85 = BAD DATA LOGICALLY ASSIGNED.....	3	0.01
91 = NEVER USED HALLUCINOGENS	49509	83.82
93 = DID NOT USE HALLUCINOGENS IN THE PAST 12 MOS.....	7031	11.90
97 = REFUSED	10	0.02
98 = BLANK (NO ANSWER)	352	0.60
99 = LEGITIMATE SKIP.....	1959	3.32

SUBSTANCE USE DISORDER

In the past 12 months, did you often wish that you could cut down or stop using hallucinogens?

(DPHAWISH)

UDHAWSHSTOP

Len : 2 OFTEN WISH CUT DOWN OR STOP HALLUC PAST 12 MOS

	Freq	Pct
1 = Yes.....	20	0.03
2 = No.....	1941	3.29
91 = NEVER USED HALLUCINOGENS	49509	83.82
93 = DID NOT USE HALLUCINOGENS IN THE PAST 12 MOS.....	7031	11.90
94 = DON'T KNOW.....	2	0.00
97 = REFUSED	8	0.01
98 = BLANK (NO ANSWER)	352	0.60
99 = LEGITIMATE SKIP.....	206	0.35

During the past 12 months, did you have any long-lasting or repeated physical health problems that were caused or made worse by using hallucinogens?

(DPHAPHYS)

UDHAHLTHPRB

Len : 2 ANY LONG-LASTING PHYS PRBS CAUSED/WORSND BY HAL PST 12 MOS

	Freq	Pct
1 = Yes.....	31	0.05
2 = No.....	2134	3.61
85 = BAD DATA LOGICALLY ASSIGNED.....	3	0.01
91 = NEVER USED HALLUCINOGENS	49509	83.82
93 = DID NOT USE HALLUCINOGENS IN THE PAST 12 MOS.....	7031	11.90
94 = DON'T KNOW.....	2	0.00
97 = REFUSED	9	0.02
98 = BLANK (NO ANSWER)	350	0.59

Did you continue to use hallucinogens even though they were causing long-lasting or repeated physical health problems or making your physical health problems worse?

(DPHAPCNT)

UDHAHLTHCTD

Len : 2 CONTD TO USE HALLUC DESPITE HALLUC CAUSE/WORSEN PHYS PRBS

	Freq	Pct
1 = Yes.....	20	0.03
2 = No.....	11	0.02
85 = BAD DATA LOGICALLY ASSIGNED.....	3	0.01
91 = NEVER USED HALLUCINOGENS	49509	83.82
93 = DID NOT USE HALLUCINOGENS IN THE PAST 12 MOS.....	7031	11.90
97 = REFUSED	9	0.02
98 = BLANK (NO ANSWER)	352	0.60
99 = LEGITIMATE SKIP.....	2134	3.61

During the past 12 months, did you have any long-lasting or repeated problems with emotions or mental health that were caused or made worse by using hallucinogens?

(DPHAMNTL)

UDHAMNTLPRB

Len : 2 ANY EMOT/MNTL HLTH PRBS CAUSED/WORSND BY HALLUC PAST 12 MOS

	Freq	Pct
1 = Yes.....	58	0.10
2 = No.....	2086	3.53
91 = NEVER USED HALLUCINOGENS	49509	83.82
93 = DID NOT USE HALLUCINOGENS IN THE PAST 12 MOS.....	7031	11.90
94 = DON'T KNOW.....	2	0.00
97 = REFUSED	10	0.02
98 = BLANK (NO ANSWER)	353	0.60
99 = LEGITIMATE SKIP.....	20	0.03

SUBSTANCE USE DISORDER

Did you continue to use hallucinogens even though they were causing long-lasting or repeated problems with your emotions or mental health or making your emotions or mental health worse?

(DPHAMCNT)

UDHAMNTLCTD Len : 2 CONTD HALLUC USE DESPITE HAL CSE/WRSN EMOT/MNTL HLTH PRBS

	Freq	Pct
1 = Yes.....	20	0.03
2 = No.....	38	0.06
91 = NEVER USED HALLUCINOGENS	49509	83.82
93 = DID NOT USE HALLUCINOGENS IN THE PAST 12 MOS.....	7031	11.90
97 = REFUSED	10	0.02
98 = BLANK (NO ANSWER)	355	0.60
99 = LEGITIMATE SKIP.....	2106	3.57

This question is about important activities such as:

- Spending time with friends and family
- Attending special events at work or school
- Participating in hobbies and sports
- Attending religious services and events

During the past 12 months, did you give up or spend a lot less time doing any of these types of important activities because of your use of hallucinogens?

(DPHAACTV)

UDHASTOPACT Len : 2 LESS ACTIVITIES B/C OF HALLUC USE PAST 12 MOS

	Freq	Pct
1 = Yes.....	47	0.08
2 = No.....	2118	3.59
85 = BAD DATA LOGICALLY ASSIGNED.....	3	0.01
91 = NEVER USED HALLUCINOGENS	49509	83.82
93 = DID NOT USE HALLUCINOGENS IN THE PAST 12 MOS.....	7031	11.90
94 = DON'T KNOW	1	0.00
97 = REFUSED	10	0.02
98 = BLANK (NO ANSWER)	350	0.59

Sometimes people who use hallucinogens have serious problems at work, school, or home—such as:

- missing a lot of work or school
- getting demoted, having your hours cut, or losing a job
- not being able to get a job or keep a job
- getting suspended, expelled, or dropping out of school
- failing to take care of family

During the past 12 months, did you have any serious problems like these at work, school, or home because of your use of hallucinogens?

(DPHASERI)

UDHAWORKPRB Len : 2 HALLUC CAUSE SERIOUS PRBS AT HOME/WORK/SCH PST 12 MOS

	Freq	Pct
1 = Yes.....	37	0.06
2 = No.....	2127	3.60
85 = BAD DATA LOGICALLY ASSIGNED.....	3	0.01
91 = NEVER USED HALLUCINOGENS	49509	83.82
93 = DID NOT USE HALLUCINOGENS IN THE PAST 12 MOS.....	7031	11.90
94 = DON'T KNOW	2	0.00
97 = REFUSED	9	0.02
98 = BLANK (NO ANSWER)	351	0.59

SUBSTANCE USE DISORDER

During the past 12 months, did you often have arguments or other problems with family or friends that were caused or made worse by your use of hallucinogens?

(DPHAARGU)

UDHAFMLYPRB Len : 2 HALLUC CAUSE ARGUMENTS/PROBS W/FAMILY/FRIENDS PST 12 MOS

	Freq	Pct
1 = Yes.....	36	0.06
2 = No.....	2128	3.60
85 = BAD DATA LOGICALLY ASSIGNED.....	3	0.01
91 = NEVER USED HALLUCINOGENS	49509	83.82
93 = DID NOT USE HALLUCINOGENS IN THE PAST 12 MOS.....	7031	11.90
94 = DON'T KNOW.....	2	0.00
97 = REFUSED	9	0.02
98 = BLANK (NO ANSWER)	351	0.59

Did you continue to use hallucinogens even though they often caused arguments or problems with family or friends?

(DPHAACNT)

UDHAFMLYCTD Len : 2 CONTD HALLUC USE DESPITE HAL CAUSE ARGUMENTS W/FAM/FRNDS

	Freq	Pct
1 = Yes.....	26	0.04
2 = No.....	10	0.02
85 = BAD DATA LOGICALLY ASSIGNED.....	3	0.01
91 = NEVER USED HALLUCINOGENS	49509	83.82
93 = DID NOT USE HALLUCINOGENS IN THE PAST 12 MOS.....	7031	11.90
97 = REFUSED	9	0.02
98 = BLANK (NO ANSWER)	353	0.60
99 = LEGITIMATE SKIP.....	2128	3.60

During the past 12 months, did you repeatedly get into situations where using hallucinogens increased your chances of getting physically hurt?

(DPHAHURT)

UDHAGETHURT Len : 2 HALLUC USE INCREASED CHANCE GETTING HURT PST 12 MOS

	Freq	Pct
1 = Yes.....	44	0.07
2 = No.....	2123	3.59
85 = BAD DATA LOGICALLY ASSIGNED.....	3	0.01
91 = NEVER USED HALLUCINOGENS	49509	83.82
93 = DID NOT USE HALLUCINOGENS IN THE PAST 12 MOS.....	7031	11.90
94 = DON'T KNOW.....	1	0.00
97 = REFUSED	7	0.01
98 = BLANK (NO ANSWER)	351	0.59

Think about your use of inhalants, such as amyl nitrite, 'poppers,' nitrous oxide, gasoline or lighter fluids, glue, spray paints, or correction fluids, during the past 12 months as you answer these next questions.

During the past 12 months, did you spend a great deal of your time using inhalants, feeling their effects, or getting over the effects of inhalants?

(DPINFEEL)

UDINTIMEUSE Len : 2 SPENT GREAT DEAL OF TIME USING/FEEL EFF OF INH PST 12 MOS

	Freq	Pct
1 = Yes.....	40	0.07
2 = No.....	644	1.09
85 = BAD DATA LOGICALLY ASSIGNED.....	3	0.01
91 = NEVER USED INHALANTS	53243	90.14
93 = DID NOT USE INHALANTS IN THE PAST 12 MOS	4859	8.23
94 = DON'T KNOW.....	1	0.00
97 = REFUSED	1	0.00
98 = BLANK (NO ANSWER)	278	0.47

SUBSTANCE USE DISORDER

During the past 12 months, did you spend a great deal of your time getting or trying to get inhalants?

(DPINGET)

UDINTIMEGET

Len : 2 SPENT GREAT DEAL TIME TRY TO GET/GETTING INH IN PST 12 MOS

	Freq	Pct
1 = Yes.....	3	0.01
2 = No.....	642	1.09
85 = BAD DATA LOGICALLY ASSIGNED.....	2	0.00
91 = NEVER USED INHALANTS.....	53243	90.14
93 = DID NOT USE INHALANTS IN THE PAST 12 MOS.....	4859	8.23
97 = REFUSED.....	1	0.00
98 = BLANK (NO ANSWER).....	279	0.47
99 = LEGITIMATE SKIP.....	40	0.07

During the past 12 months, were there many times when you ended up using inhalants in larger amounts or for a longer time than you meant to?

(DPINLRGR)

UDINLRGAMTS

Len : 2 USED INH LARGER AMTS OR LONGER TIME THAN MEANT TO PST 12 MOS

	Freq	Pct
1 = Yes.....	44	0.07
2 = No.....	638	1.08
85 = BAD DATA LOGICALLY ASSIGNED.....	3	0.01
91 = NEVER USED INHALANTS.....	53243	90.14
93 = DID NOT USE INHALANTS IN THE PAST 12 MOS.....	4859	8.23
94 = DON'T KNOW.....	2	0.00
97 = REFUSED.....	2	0.00
98 = BLANK (NO ANSWER).....	278	0.47

During the past 12 months, were there times when you wanted to use inhalants so badly that you couldn't think of anything else?

(DPINBDLY)

UDINWANTBAD

Len : 2 WANTED TO USE INHALANTS SO BADLY IN PAST 12 MOS

	Freq	Pct
1 = Yes.....	27	0.05
2 = No.....	657	1.11
85 = BAD DATA LOGICALLY ASSIGNED.....	3	0.01
91 = NEVER USED INHALANTS.....	53243	90.14
93 = DID NOT USE INHALANTS IN THE PAST 12 MOS.....	4859	8.23
97 = REFUSED.....	2	0.00
98 = BLANK (NO ANSWER).....	278	0.47

During the past 12 months, were there times when you had a strong urge to use inhalants?

(DPINURGE)

UDINSTRURGE

Len : 2 STRONG URGE TO USE INHALANTS IN PAST 12 MOS

	Freq	Pct
1 = Yes.....	63	0.11
2 = No.....	594	1.01
85 = BAD DATA LOGICALLY ASSIGNED.....	1	0.00
91 = NEVER USED INHALANTS.....	53243	90.14
93 = DID NOT USE INHALANTS IN THE PAST 12 MOS.....	4859	8.23
97 = REFUSED.....	2	0.00
98 = BLANK (NO ANSWER).....	280	0.47
99 = LEGITIMATE SKIP.....	27	0.05

Do you need to use a lot more inhalants than you used to in order to get the feeling you want?

(DPINMORE)

UDINNEEDMOR

Len : 2 NEEDED A LOT MORE INHALANTS TO GET FEELING YOU WANT

	Freq	Pct
1 = Yes.....	34	0.06
2 = No.....	649	1.10
85 = BAD DATA LOGICALLY ASSIGNED.....	3	0.01
91 = NEVER USED INHALANTS.....	53243	90.14
93 = DID NOT USE INHALANTS IN THE PAST 12 MOS.....	4859	8.23
94 = DON'T KNOW.....	1	0.00
97 = REFUSED.....	2	0.00
98 = BLANK (NO ANSWER).....	278	0.47

SUBSTANCE USE DISORDER

Does using the same amount of inhalants have much less effect on you than it used to?

(DPINLESS)

UDINLESSEFF

Len : 2 SAME AMT INHALANTS HAS LESS EFFECT THAN IT USED TO

	Freq	Pct
1 = Yes.....	30	0.05
2 = No.....	610	1.03
85 = BAD DATA LOGICALLY ASSIGNED.....	1	0.00
91 = NEVER USED INHALANTS.....	53243	90.14
93 = DID NOT USE INHALANTS IN THE PAST 12 MOS.....	4859	8.23
94 = DON'T KNOW.....	9	0.02
97 = REFUSED.....	2	0.00
98 = BLANK (NO ANSWER).....	281	0.48
99 = LEGITIMATE SKIP.....	34	0.06

During the past 12 months, did you try to cut down or try to stop using inhalants?

(DPINSTOP)

UDINTRYSTOP

Len : 2 TRY TO CUT DOWN/STOP INHALANT USE IN PAST 12 MOS

	Freq	Pct
1 = Yes.....	133	0.23
2 = No.....	539	0.91
85 = BAD DATA LOGICALLY ASSIGNED.....	3	0.01
91 = NEVER USED INHALANTS.....	53243	90.14
93 = DID NOT USE INHALANTS IN THE PAST 12 MOS.....	4859	8.23
94 = DON'T KNOW.....	9	0.02
97 = REFUSED.....	4	0.01
98 = BLANK (NO ANSWER).....	279	0.47

Some people who use inhalants try to cut down or stop but find they can't. Was there more than one time in the past 12 months when you tried but were unable to cut down or stop using inhalants?

(DPINCANT)

UDINNOTSTOP

Len : 2 UNABLE TO CUT/STOP INH USE MORE THAN ONE TIME PAST 12 MOS

	Freq	Pct
1 = Yes.....	20	0.03
2 = No.....	112	0.19
85 = BAD DATA LOGICALLY ASSIGNED.....	2	0.00
91 = NEVER USED INHALANTS.....	53243	90.14
93 = DID NOT USE INHALANTS IN THE PAST 12 MOS.....	4859	8.23
97 = REFUSED.....	5	0.01
98 = BLANK (NO ANSWER).....	289	0.49
99 = LEGITIMATE SKIP.....	539	0.91

In the past 12 months, did you often wish that you could cut down or stop using inhalants?

(DPINWISH)

UDINWSHSTOP

Len : 2 OFTEN WISH CUT DOWN OR STOP INH USE PAST 12 MOS

	Freq	Pct
1 = Yes.....	16	0.03
2 = No.....	521	0.88
85 = BAD DATA LOGICALLY ASSIGNED.....	1	0.00
91 = NEVER USED INHALANTS.....	53243	90.14
93 = DID NOT USE INHALANTS IN THE PAST 12 MOS.....	4859	8.23
94 = DON'T KNOW.....	8	0.01
97 = REFUSED.....	7	0.01
98 = BLANK (NO ANSWER).....	281	0.48
99 = LEGITIMATE SKIP.....	133	0.23

SUBSTANCE USE DISORDER

During the past 12 months, did you have any long-lasting or repeated physical health problems that were caused or made worse by using inhalants?

(DPINPHYS)

UDINHLTHPRB

Len : 2 ANY LONG-LASTING PHYS PRBS CAUSED/WORSND BY INH PST 12 MOS

	Freq	Pct
1 = Yes.....	22	0.04
2 = No.....	656	1.11
85 = BAD DATA LOGICALLY ASSIGNED.....	3	0.01
91 = NEVER USED INHALANTS.....	53243	90.14
93 = DID NOT USE INHALANTS IN THE PAST 12 MOS.....	4859	8.23
94 = DON'T KNOW.....	5	0.01
97 = REFUSED.....	2	0.00
98 = BLANK (NO ANSWER).....	279	0.47

Did you continue to use inhalants even though they were causing long-lasting or repeated physical health problems or making your physical health problems worse?

(DPINPCNT)

UDINHLTHCTD

Len : 2 CONTD TO USE INHALANTS DESPITE INH CAUSE/WORSEN PHYS PRBS

	Freq	Pct
1 = Yes.....	14	0.02
2 = No.....	8	0.01
85 = BAD DATA LOGICALLY ASSIGNED.....	2	0.00
91 = NEVER USED INHALANTS.....	53243	90.14
93 = DID NOT USE INHALANTS IN THE PAST 12 MOS.....	4859	8.23
97 = REFUSED.....	2	0.00
98 = BLANK (NO ANSWER).....	285	0.48
99 = LEGITIMATE SKIP.....	656	1.11

During the past 12 months, did you have any long-lasting or repeated problems with emotions or mental health that were caused or made worse by using inhalants?

(DPINMNTL)

UDINMNTLPRB

Len : 2 ANY EMOT/MNTL HLTH PRBS CAUSED/WORSND BY INH PAST 12 MOS

	Freq	Pct
1 = Yes.....	9	0.02
2 = No.....	656	1.11
85 = BAD DATA LOGICALLY ASSIGNED.....	1	0.00
91 = NEVER USED INHALANTS.....	53243	90.14
93 = DID NOT USE INHALANTS IN THE PAST 12 MOS.....	4859	8.23
94 = DON'T KNOW.....	3	0.01
97 = REFUSED.....	3	0.01
98 = BLANK (NO ANSWER).....	281	0.48
99 = LEGITIMATE SKIP.....	14	0.02

Did you continue to use inhalants even though they were causing long-lasting or repeated problems with your emotions or mental health or making your emotions or mental health worse?

(DPINMCNT)

UDINMNTLCTD

Len : 2 CONTD INH USE DESPITE INH CSE/WRSN EMOT/MNTL HLTH PRBS

	Freq	Pct
1 = Yes.....	4	0.01
2 = No.....	5	0.01
91 = NEVER USED INHALANTS.....	53243	90.14
93 = DID NOT USE INHALANTS IN THE PAST 12 MOS.....	4859	8.23
97 = REFUSED.....	3	0.01
98 = BLANK (NO ANSWER).....	285	0.48
99 = LEGITIMATE SKIP.....	670	1.13

SUBSTANCE USE DISORDER

This question is about important activities such as:

- Spending time with friends and family
- Attending special events at work or school
- Participating in hobbies and sports
- Attending religious services and events

During the past 12 months, did you give up or spend a lot less time doing any of these types of important activities because of your use of inhalants?

(DPINACTV)

UDINSTOPACT

Len : 2 LESS ACTIVITIES B/C OF INHALANT USE PAST 12 MOS

	Freq	Pct
1 = Yes.....	21	0.04
2 = No.....	657	1.11
85 = BAD DATA LOGICALLY ASSIGNED.....	3	0.01
91 = NEVER USED INHALANTS.....	53243	90.14
93 = DID NOT USE INHALANTS IN THE PAST 12 MOS.....	4859	8.23
94 = DON'T KNOW.....	3	0.01
97 = REFUSED.....	4	0.01
98 = BLANK (NO ANSWER).....	279	0.47

Sometimes people who use inhalants have serious problems at work, school, or home—such as:

- missing a lot of work or school
- getting demoted, having your hours cut, or losing a job
- not being able to get a job or keep a job
- getting suspended, expelled, or dropping out of school
- failing to take care of family

During the past 12 months, did you have any serious problems like these at work, school, or home because of your use of inhalants?

(DPINSERI)

UDINWORKPRB

Len : 2 INHALANTS CAUSE SERIOUS PRBS AT HOME/WORK/SCH PST 12 MOS

	Freq	Pct
1 = Yes.....	15	0.03
2 = No.....	664	1.12
85 = BAD DATA LOGICALLY ASSIGNED.....	3	0.01
91 = NEVER USED INHALANTS.....	53243	90.14
93 = DID NOT USE INHALANTS IN THE PAST 12 MOS.....	4859	8.23
94 = DON'T KNOW.....	2	0.00
97 = REFUSED.....	4	0.01
98 = BLANK (NO ANSWER).....	279	0.47

During the past 12 months, did you often have arguments or other problems with family or friends that were caused or made worse by your use of inhalants?

(DPINARGU)

UDINFMLYPRB

Len : 2 INHALANTS CAUSE ARGUMENTS/PROBS W/FAMILY/FRIENDS PST 12 MOS

	Freq	Pct
1 = Yes.....	23	0.04
2 = No.....	656	1.11
85 = BAD DATA LOGICALLY ASSIGNED.....	3	0.01
91 = NEVER USED INHALANTS.....	53243	90.14
93 = DID NOT USE INHALANTS IN THE PAST 12 MOS.....	4859	8.23
94 = DON'T KNOW.....	3	0.01
97 = REFUSED.....	3	0.01
98 = BLANK (NO ANSWER).....	279	0.47

SUBSTANCE USE DISORDER

Did you continue to use inhalants even though they often caused arguments or problems with family or friends?

(DPINACNT)

UDINFMLYCTD Len : 2 CONTD INHALANT USE DESPITE INH CAUSE ARGUMENTS W/FAM/FRNDS

	Freq	Pct
1 = Yes.....	11	0.02
2 = No.....	12	0.02
85 = BAD DATA LOGICALLY ASSIGNED.....	2	0.00
91 = NEVER USED INHALANTS.....	53243	90.14
93 = DID NOT USE INHALANTS IN THE PAST 12 MOS.....	4859	8.23
97 = REFUSED.....	3	0.01
98 = BLANK (NO ANSWER).....	283	0.48
99 = LEGITIMATE SKIP.....	656	1.11

During the past 12 months, did you repeatedly get into situations where using inhalants increased your chances of getting physically hurt?

(DPINHURT)

UDINGETHURT Len : 2 INHALANT USE INCREASED CHANCE GETTING HURT PST 12 MOS

	Freq	Pct
1 = Yes.....	12	0.02
2 = No.....	669	1.13
85 = BAD DATA LOGICALLY ASSIGNED.....	3	0.01
91 = NEVER USED INHALANTS.....	53243	90.14
93 = DID NOT USE INHALANTS IN THE PAST 12 MOS.....	4859	8.23
94 = DON'T KNOW.....	2	0.00
97 = REFUSED.....	2	0.00
98 = BLANK (NO ANSWER).....	279	0.47

Think about your use of methamphetamine during the past 12 months as you answer these next questions.

During the past 12 months, did you spend a great deal of your time using methamphetamine, feeling its effects, or getting over the effects of methamphetamine?

(DPMEFEEL)

UDMETIMEUSE Len : 2 SPENT GREAT DEAL OF TIME USING/FEEL EFF OF METH PST 12 MOS

	Freq	Pct
1 = Yes.....	256	0.43
2 = No.....	241	0.41
85 = BAD DATA LOGICALLY ASSIGNED.....	1	0.00
91 = NEVER USED METHAMPHETAMINE.....	56322	95.35
93 = DID NOT USE METHAMPHETAMINE IN THE PAST 12 MOS.....	2143	3.63
94 = DON'T KNOW.....	3	0.01
97 = REFUSED.....	5	0.01
98 = BLANK (NO ANSWER).....	98	0.17

During the past 12 months, did you spend a great deal of your time getting or trying to get methamphetamine?

(DPMEGET)

UDMETIMEGET Len : 2 SPENT GREAT DEAL TIME TRY TO GET/GETTING METH IN PST 12 MOS

	Freq	Pct
1 = Yes.....	16	0.03
2 = No.....	228	0.39
91 = NEVER USED METHAMPHETAMINE.....	56322	95.35
93 = DID NOT USE METHAMPHETAMINE IN THE PAST 12 MOS.....	2143	3.63
94 = DON'T KNOW.....	1	0.00
97 = REFUSED.....	4	0.01
98 = BLANK (NO ANSWER).....	99	0.17
99 = LEGITIMATE SKIP.....	256	0.43

SUBSTANCE USE DISORDER

During the past 12 months, were there many times when you ended up using methamphetamine in larger amounts or for a longer time than you meant to?

(DPMELRGR)

UDMELRGAMTS Len : 2 USED METH LARGER AMTS OR LONGER TIME THAN MEANT TO PST 12 MO

	Freq	Pct
1 = Yes.....	255	0.43
2 = No.....	245	0.41
85 = BAD DATA LOGICALLY ASSIGNED.....	1	0.00
91 = NEVER USED METHAMPHETAMINE.....	56322	95.35
93 = DID NOT USE METHAMPHETAMINE IN THE PAST 12 MOS.....	2143	3.63
94 = DON'T KNOW.....	1	0.00
97 = REFUSED.....	4	0.01
98 = BLANK (NO ANSWER).....	98	0.17

During the past 12 months, were there times when you wanted to use methamphetamine so badly that you couldn't think of anything else?

(DPMEBDLY)

UDMEWANTBAD Len : 2 WANTED TO USE METH SO BADLY IN PAST 12 MOS

	Freq	Pct
1 = Yes.....	188	0.32
2 = No.....	310	0.52
85 = BAD DATA LOGICALLY ASSIGNED.....	1	0.00
91 = NEVER USED METHAMPHETAMINE.....	56322	95.35
93 = DID NOT USE METHAMPHETAMINE IN THE PAST 12 MOS.....	2143	3.63
94 = DON'T KNOW.....	2	0.00
97 = REFUSED.....	5	0.01
98 = BLANK (NO ANSWER).....	98	0.17

During the past 12 months, were there times when you had a strong urge to use methamphetamine?

(DPMEURGE)

UDMESTRURGE Len : 2 STRONG URGE TO USE METH IN PAST 12 MOS

	Freq	Pct
1 = Yes.....	112	0.19
2 = No.....	199	0.34
91 = NEVER USED METHAMPHETAMINE.....	56322	95.35
93 = DID NOT USE METHAMPHETAMINE IN THE PAST 12 MOS.....	2143	3.63
94 = DON'T KNOW.....	2	0.00
97 = REFUSED.....	4	0.01
98 = BLANK (NO ANSWER).....	99	0.17
99 = LEGITIMATE SKIP.....	188	0.32

Do you need to use a lot more methamphetamine than you used to in order to get the feeling you want?

(DPMEMORE)

UDMENEEDMOR Len : 2 NEEDED A LOT MORE METH TO GET FEELING YOU WANT

	Freq	Pct
1 = Yes.....	186	0.31
2 = No.....	313	0.53
85 = BAD DATA LOGICALLY ASSIGNED.....	1	0.00
91 = NEVER USED METHAMPHETAMINE.....	56322	95.35
93 = DID NOT USE METHAMPHETAMINE IN THE PAST 12 MOS.....	2143	3.63
94 = DON'T KNOW.....	2	0.00
97 = REFUSED.....	4	0.01
98 = BLANK (NO ANSWER).....	98	0.17

SUBSTANCE USE DISORDER

Does using the same amount of methamphetamine have much less effect on you than it used to?

(DPMELESS)

UDMELESSEFF

Len : 2 SAME AMT METH HAS LESS EFFECT THAN IT USED TO

	Freq	Pct
1 = Yes.....	40	0.07
2 = No.....	273	0.46
91 = NEVER USED METHAMPHETAMINE	56322	95.35
93 = DID NOT USE METHAMPHETAMINE IN THE PAST 12 MOS.....	2143	3.63
94 = DON'T KNOW.....	2	0.00
97 = REFUSED	4	0.01
98 = BLANK (NO ANSWER)	99	0.17
99 = LEGITIMATE SKIP.....	186	0.31

During the past 12 months, did you try to cut down or try to stop using methamphetamine?

(DPMESTOP)

UDMETRYSTOP

Len : 2 TRY TO CUT DOWN/STOP METH USE IN PAST 12 MOS

	Freq	Pct
1 = Yes.....	306	0.52
2 = No.....	193	0.33
85 = BAD DATA LOGICALLY ASSIGNED.....	1	0.00
91 = NEVER USED METHAMPHETAMINE	56322	95.35
93 = DID NOT USE METHAMPHETAMINE IN THE PAST 12 MOS.....	2143	3.63
94 = DON'T KNOW.....	2	0.00
97 = REFUSED	4	0.01
98 = BLANK (NO ANSWER)	98	0.17

Some people who use methamphetamine try to cut down or stop but find they can't. Was there more than one time in the past 12 months when you tried but were unable to cut down or stop using methamphetamine?

(DPMECANT)

UDMENOTSTOP

Len : 2 UNABLE TO CUT/STOP METH MORE THAN ONE TIME PAST 12 MOS

	Freq	Pct
1 = Yes.....	177	0.30
2 = No.....	128	0.22
85 = BAD DATA LOGICALLY ASSIGNED.....	1	0.00
91 = NEVER USED METHAMPHETAMINE	56322	95.35
93 = DID NOT USE METHAMPHETAMINE IN THE PAST 12 MOS.....	2143	3.63
94 = DON'T KNOW.....	1	0.00
97 = REFUSED	4	0.01
98 = BLANK (NO ANSWER)	100	0.17
99 = LEGITIMATE SKIP.....	193	0.33

In the past 12 months, did you often wish that you could cut down or stop using methamphetamine?

(DPMEWISH)

UDMEWSHSTOP

Len : 2 OFTEN WISH CUT DOWN OR STOP METH USE PAST 12 MOS

	Freq	Pct
1 = Yes.....	36	0.06
2 = No.....	157	0.27
91 = NEVER USED METHAMPHETAMINE	56322	95.35
93 = DID NOT USE METHAMPHETAMINE IN THE PAST 12 MOS.....	2143	3.63
94 = DON'T KNOW.....	2	0.00
97 = REFUSED	4	0.01
98 = BLANK (NO ANSWER)	99	0.17
99 = LEGITIMATE SKIP.....	306	0.52

SUBSTANCE USE DISORDER

During the past 12 months, did you have any long-lasting or repeated physical health problems that were caused or made worse by using methamphetamine?

(DPMEPHYS)

UDMEHLTHPRB

Len : 2 ANY LONG-LASTING PHYS PRBS CAUSED/WORSND BY METH PST 12 MOS

	Freq	Pct
1 = Yes.....	136	0.23
2 = No.....	363	0.61
85 = BAD DATA LOGICALLY ASSIGNED.....	1	0.00
91 = NEVER USED METHAMPHETAMINE.....	56322	95.35
93 = DID NOT USE METHAMPHETAMINE IN THE PAST 12 MOS.....	2143	3.63
94 = DON'T KNOW.....	1	0.00
97 = REFUSED.....	4	0.01
98 = BLANK (NO ANSWER).....	99	0.17

Did you continue to use methamphetamine even though it was causing long-lasting or repeated physical health problems or making your physical health problems worse?

(DPMEPCNT)

UDMEHLTHCTD

Len : 2 CONTD TO USE METH DESPITE METH CAUSE/WORSEN PHYS PRBS

	Freq	Pct
1 = Yes.....	122	0.21
2 = No.....	12	0.02
85 = BAD DATA LOGICALLY ASSIGNED.....	1	0.00
91 = NEVER USED METHAMPHETAMINE.....	56322	95.35
93 = DID NOT USE METHAMPHETAMINE IN THE PAST 12 MOS.....	2143	3.63
94 = DON'T KNOW.....	1	0.00
97 = REFUSED.....	5	0.01
98 = BLANK (NO ANSWER).....	100	0.17
99 = LEGITIMATE SKIP.....	363	0.61

During the past 12 months, did you have any long-lasting or repeated problems with emotions or mental health that were caused or made worse by using methamphetamine?

(DPMEMNTL)

UDMEMNTLPRB

Len : 2 ANY EMOT/MNTL HLTH PRBS CAUSED/WORSND BY METH PAST 12 MOS

	Freq	Pct
1 = Yes.....	92	0.16
2 = No.....	284	0.48
91 = NEVER USED METHAMPHETAMINE.....	56322	95.35
93 = DID NOT USE METHAMPHETAMINE IN THE PAST 12 MOS.....	2143	3.63
94 = DON'T KNOW.....	2	0.00
97 = REFUSED.....	4	0.01
98 = BLANK (NO ANSWER).....	100	0.17
99 = LEGITIMATE SKIP.....	122	0.21

Did you continue to use methamphetamine even though they were causing long-lasting or repeated problems with your emotions or mental health or making your emotions or mental health worse?

(DPMEMCNT)

UDMEMNTLCTD

Len : 2 CONTD METH USE DESPITE METH CSE/WRSN EMOT/MNTL HLTH PRBS

	Freq	Pct
1 = Yes.....	67	0.11
2 = No.....	25	0.04
91 = NEVER USED METHAMPHETAMINE.....	56322	95.35
93 = DID NOT USE METHAMPHETAMINE IN THE PAST 12 MOS.....	2143	3.63
97 = REFUSED.....	4	0.01
98 = BLANK (NO ANSWER).....	102	0.17
99 = LEGITIMATE SKIP.....	406	0.69

SUBSTANCE USE DISORDER

This question is about important activities such as:

- Spending time with friends and family
- Attending special events at work or school
- Participating in hobbies and sports
- Attending religious services and events

During the past 12 months, did you give up or spend a lot less time doing any of these types of important activities because of your use of methamphetamine?

(DPMEACTV)

UDMESTOPACT Len : 2 LESS ACTIVITIES B/C OF METH USE PAST 12 MOS

	Freq	Pct
1 = Yes.....	212	0.36
2 = No.....	286	0.48
85 = BAD DATA LOGICALLY ASSIGNED.....	1	0.00
91 = NEVER USED METHAMPHETAMINE	56322	95.35
93 = DID NOT USE METHAMPHETAMINE IN THE PAST 12 MOS.....	2143	3.63
94 = DON'T KNOW	2	0.00
97 = REFUSED	4	0.01
98 = BLANK (NO ANSWER)	99	0.17

Sometimes people who use methamphetamine have serious problems at work, school, or home—such as:

- missing a lot of work or school
- getting demoted, having your hours cut, or losing a job
- not being able to get a job or keep a job
- getting suspended, expelled, or dropping out of school
- failing to take care of family

During the past 12 months, did you have any serious problems like these at work, school, or home because of your use of methamphetamine?

(DPMESERI)

UDMEWORKPRB Len : 2 METH CAUSE SERIOUS PRBS AT HOME/WORK/SCH PST 12 MOS

	Freq	Pct
1 = Yes.....	182	0.31
2 = No.....	316	0.53
85 = BAD DATA LOGICALLY ASSIGNED.....	1	0.00
91 = NEVER USED METHAMPHETAMINE	56322	95.35
93 = DID NOT USE METHAMPHETAMINE IN THE PAST 12 MOS.....	2143	3.63
94 = DON'T KNOW	2	0.00
97 = REFUSED	4	0.01
98 = BLANK (NO ANSWER)	99	0.17

During the past 12 months, did you often have arguments or other problems with family or friends that were caused or made worse by your use of methamphetamine?

(DPMEARGU)

UDMEFMLYPRB Len : 2 METH CAUSE ARGUMENTS/PROBS W/FAMILY/FRIENDS PST 12 MOS

	Freq	Pct
1 = Yes.....	207	0.35
2 = No.....	291	0.49
85 = BAD DATA LOGICALLY ASSIGNED.....	1	0.00
91 = NEVER USED METHAMPHETAMINE	56322	95.35
93 = DID NOT USE METHAMPHETAMINE IN THE PAST 12 MOS.....	2143	3.63
94 = DON'T KNOW	2	0.00
97 = REFUSED	4	0.01
98 = BLANK (NO ANSWER)	99	0.17

SUBSTANCE USE DISORDER

Did you continue to use methamphetamine even though it often caused arguments or problems with family or friends?

(DPMEACNT)

UDMEFMYLCTD Len : 2 CONTD METH USE DESPITE METH CAUSE ARGUMENTS W/FAM/FRNDS

	Freq	Pct
1 = Yes.....	182	0.31
2 = No.....	24	0.04
85 = BAD DATA LOGICALLY ASSIGNED.....	1	0.00
91 = NEVER USED METHAMPHETAMINE	56322	95.35
93 = DID NOT USE METHAMPHETAMINE IN THE PAST 12 MOS.....	2143	3.63
97 = REFUSED	5	0.01
98 = BLANK (NO ANSWER)	101	0.17
99 = LEGITIMATE SKIP.....	291	0.49

During the past 12 months, did you repeatedly get into situations where using methamphetamine increased your chances of getting physically hurt?

(DPMEHURT)

UDMEGETHURT Len : 2 METH INCREASED CHANCE GETTING HURT PST 12 MOS

	Freq	Pct
1 = Yes.....	134	0.23
2 = No.....	363	0.61
85 = BAD DATA LOGICALLY ASSIGNED.....	1	0.00
91 = NEVER USED METHAMPHETAMINE	56322	95.35
93 = DID NOT USE METHAMPHETAMINE IN THE PAST 12 MOS.....	2143	3.63
94 = DON'T KNOW	1	0.00
97 = REFUSED	6	0.01
98 = BLANK (NO ANSWER)	99	0.17

People may experience withdrawal symptoms when they use less or stop using methamphetamine.

During the past 12 months, have you felt kind of blue or down after you used less or stopped using methamphetamine for a while?

(DPMEBLUE)

UDMEWDFLBU Len : 2 FELT BLUE OR DOWN AFTER USING LESS OR STOPPING METH

	Freq	Pct
1 = Yes.....	244	0.41
2 = No.....	253	0.43
85 = BAD DATA LOGICALLY ASSIGNED.....	1	0.00
91 = NEVER USED METHAMPHETAMINE	56322	95.35
93 = DID NOT USE METHAMPHETAMINE IN THE PAST 12 MOS.....	2143	3.63
94 = DON'T KNOW	2	0.00
97 = REFUSED	5	0.01
98 = BLANK (NO ANSWER)	99	0.17

During the past 12 months, did you have the following withdrawal symptoms after you used less or stopped using methamphetamine for a while?

Feeling tired or exhausted

(DPMEWD_1)

UDMEWDTIRED Len : 2 FEELING TIRED/EXHAUSTED - METH WITHDRAWAL SYMPTOM PST 12 MOS

	Freq	Pct
1 = Yes.....	233	0.39
2 = No.....	11	0.02
85 = BAD DATA LOGICALLY ASSIGNED.....	1	0.00
91 = NEVER USED METHAMPHETAMINE	56322	95.35
93 = DID NOT USE METHAMPHETAMINE IN THE PAST 12 MOS.....	2143	3.63
97 = REFUSED	5	0.01
98 = BLANK (NO ANSWER)	101	0.17
99 = LEGITIMATE SKIP.....	253	0.43

SUBSTANCE USE DISORDER

Having bad dreams

(DPMEWD_2)

UDMEWDDREAM Len : 2 HAVING BAD DREAMS - METH WITHDRAWAL SYMPTOM PST 12 MOS

	Freq	Pct
1 = Yes.....	134	0.23
2 = No.....	110	0.19
85 = BAD DATA LOGICALLY ASSIGNED.....	1	0.00
91 = NEVER USED METHAMPHETAMINE	56322	95.35
93 = DID NOT USE METHAMPHETAMINE IN THE PAST 12 MOS.....	2143	3.63
97 = REFUSED	5	0.01
98 = BLANK (NO ANSWER)	101	0.17
99 = LEGITIMATE SKIP.....	253	0.43

Having trouble sleeping or sleeping more than you normally do

(DPMEWD_3)

UDMEWDSLEEP Len : 2 TROUBLE/MORE SLEEP - METH WITHDRAWAL SYMPTOM PST 12 MOS

	Freq	Pct
1 = Yes.....	214	0.36
2 = No.....	29	0.05
85 = BAD DATA LOGICALLY ASSIGNED.....	1	0.00
91 = NEVER USED METHAMPHETAMINE	56322	95.35
93 = DID NOT USE METHAMPHETAMINE IN THE PAST 12 MOS.....	2143	3.63
94 = DON'T KNOW	1	0.00
97 = REFUSED	5	0.01
98 = BLANK (NO ANSWER)	101	0.17
99 = LEGITIMATE SKIP.....	253	0.43

Feeling hungry more often

(DPMEWD_4)

UDMEWDHNGRY Len : 2 FEELING HUNGRY - METH WITHDRAWAL SYMPTOM PST 12 MOS

	Freq	Pct
1 = Yes.....	170	0.29
2 = No.....	73	0.12
85 = BAD DATA LOGICALLY ASSIGNED.....	1	0.00
91 = NEVER USED METHAMPHETAMINE	56322	95.35
93 = DID NOT USE METHAMPHETAMINE IN THE PAST 12 MOS.....	2143	3.63
94 = DON'T KNOW	1	0.00
97 = REFUSED	5	0.01
98 = BLANK (NO ANSWER)	101	0.17
99 = LEGITIMATE SKIP.....	253	0.43

Feeling either very slowed down or like you couldn't sit still

(DPMEWD_5)

UDMEWDSITST Len : 2 FEELING SLOWED DOWN/RESTLESS -MTH W/DRAWL SYMPTOM PST 12 MOS

	Freq	Pct
1 = Yes.....	196	0.33
2 = No.....	47	0.08
85 = BAD DATA LOGICALLY ASSIGNED.....	1	0.00
91 = NEVER USED METHAMPHETAMINE	56322	95.35
93 = DID NOT USE METHAMPHETAMINE IN THE PAST 12 MOS.....	2143	3.63
94 = DON'T KNOW	1	0.00
97 = REFUSED	5	0.01
98 = BLANK (NO ANSWER)	101	0.17
99 = LEGITIMATE SKIP.....	253	0.43

SUBSTANCE USE DISORDER

During the past 12 months, did you use methamphetamine or another drug to get over or avoid having methamphetamine withdrawal symptoms?

(DPMEOVER)

UDMEAVOIDWD Len : 2 USE METH TO GET OVER/AVOID METH WITHDRAWAL IN PST 12 MOS

	Freq	Pct
1 = Yes.....	145	0.25
2 = No.....	352	0.60
85 = BAD DATA LOGICALLY ASSIGNED.....	1	0.00
91 = NEVER USED METHAMPHETAMINE	56322	95.35
93 = DID NOT USE METHAMPHETAMINE IN THE PAST 12 MOS.....	2143	3.63
94 = DON'T KNOW	2	0.00
97 = REFUSED	5	0.01
98 = BLANK (NO ANSWER)	99	0.17

Which of the following did you use to get over or avoid having methamphetamine withdrawal symptoms during the past 12 months?

Methamphetamine

(DPMEUSE_1)

UDMEAVWMETH Len : 2 USED METH TO GET OVER/AVOID METH WITHDRAWAL IN PST 12 MOS

	Freq	Pct
1 = Yes.....	114	0.19
2 = No.....	31	0.05
85 = BAD DATA LOGICALLY ASSIGNED.....	1	0.00
91 = NEVER USED METHAMPHETAMINE	56322	95.35
93 = DID NOT USE METHAMPHETAMINE IN THE PAST 12 MOS.....	2143	3.63
97 = REFUSED	5	0.01
98 = BLANK (NO ANSWER)	101	0.17
99 = LEGITIMATE SKIP.....	352	0.60

Cocaine or crack

(DPMEUSE_2)

UDMEAVWCOCN Len : 2 USED COC/CRK TO GET OVER/AVOID METH WITHDRAWAL IN PST 12 MOS

	Freq	Pct
1 = Yes.....	19	0.03
2 = No.....	126	0.21
85 = BAD DATA LOGICALLY ASSIGNED.....	1	0.00
91 = NEVER USED METHAMPHETAMINE	56322	95.35
93 = DID NOT USE METHAMPHETAMINE IN THE PAST 12 MOS.....	2143	3.63
97 = REFUSED	5	0.01
98 = BLANK (NO ANSWER)	101	0.17
99 = LEGITIMATE SKIP.....	352	0.60

Prescription stimulants or uppers

(DPMEUSE_3)

UDMEAVWSTIM Len : 2 USED STM TO GET OVER/AVOID METH WITHDRAWAL IN PST 12 MOS

	Freq	Pct
1 = Yes.....	39	0.07
2 = No.....	106	0.18
85 = BAD DATA LOGICALLY ASSIGNED.....	1	0.00
91 = NEVER USED METHAMPHETAMINE	56322	95.35
93 = DID NOT USE METHAMPHETAMINE IN THE PAST 12 MOS.....	2143	3.63
97 = REFUSED	5	0.01
98 = BLANK (NO ANSWER)	101	0.17
99 = LEGITIMATE SKIP.....	352	0.60

SUBSTANCE USE DISORDER

Something else

(DPMEUSE_4)

UDMEAVWOTHR Len : 2 USED SOMTHING ELSE TO GET OVR/AVD METH WITHDRAWAL PST 12 MOS

	Freq	Pct
1 = Yes.....	61	0.10
2 = No.....	84	0.14
85 = BAD DATA LOGICALLY ASSIGNED.....	1	0.00
91 = NEVER USED METHAMPHETAMINE	56322	95.35
93 = DID NOT USE METHAMPHETAMINE IN THE PAST 12 MOS.....	2143	3.63
97 = REFUSED	5	0.01
98 = BLANK (NO ANSWER)	101	0.17
99 = LEGITIMATE SKIP.....	352	0.60

Think about your use of prescription pain relievers during the past 12 months as you answer these next questions.

During the past 12 months, did you spend a great deal of your time using any prescription pain relievers, feeling their effects, or getting over the effects of any prescription pain relievers?

(DPPRFEEL)

UDPRTIMEUSE Len : 2 SPENT GREAT DEAL OF TIME USING/FEEL EFF OF PN RLVR PST 12 MO

	Freq	Pct
1 = Yes.....	783	1.33
2 = No.....	12067	20.43
83 = DID NOT USE PAIN RELIEVERS PST 12 MOS Log assn.....	356	0.60
85 = BAD DATA LOGICALLY ASSIGNED.....	14	0.02
91 = NEVER USED PAIN RELIEVERS	30383	51.44
93 = DID NOT USE PAIN RELIEVERS IN THE PAST 12 MOS	14969	25.34
94 = DON'T KNOW.....	38	0.06
97 = REFUSED	21	0.04
98 = BLANK (NO ANSWER)	438	0.74

During the past 12 months, did you spend a great deal of your time getting or trying to get any prescription pain relievers?

(DPPRGET)

UDPRTIMEGET Len : 2 SPENT GREAT DEAL TIME TRY TO GET/GETTING PR IN PST 12 MOS

	Freq	Pct
1 = Yes.....	86	0.15
2 = No.....	12004	20.32
83 = DID NOT USE PAIN RELIEVERS PST 12 MOS Log assn.....	356	0.60
85 = BAD DATA LOGICALLY ASSIGNED.....	8	0.01
91 = NEVER USED PAIN RELIEVERS	30383	51.44
93 = DID NOT USE PAIN RELIEVERS IN THE PAST 12 MOS	14969	25.34
94 = DON'T KNOW.....	22	0.04
97 = REFUSED	13	0.02
98 = BLANK (NO ANSWER)	445	0.75
99 = LEGITIMATE SKIP.....	783	1.33

During the past 12 months, were there many times when you ended up using any prescription pain relievers in larger amounts or for a longer time than you meant to?

(DPPRLRGR)

UDPRLRGAMTS Len : 2 USED PR LARGER AMTS OR LONGER TIME THAN MEANT TO PST 12 MOS

	Freq	Pct
1 = Yes.....	378	0.64
2 = No.....	12499	21.16
83 = DID NOT USE PAIN RELIEVERS PST 12 MOS Log assn.....	356	0.60
85 = BAD DATA LOGICALLY ASSIGNED.....	14	0.02
91 = NEVER USED PAIN RELIEVERS	30383	51.44
93 = DID NOT USE PAIN RELIEVERS IN THE PAST 12 MOS	14969	25.34
94 = DON'T KNOW.....	21	0.04
97 = REFUSED	10	0.02
98 = BLANK (NO ANSWER)	439	0.74

SUBSTANCE USE DISORDER

During the past 12 months, were there times when you wanted to use any prescription pain relievers so badly that you couldn't think of anything else?

(DPPRBDLY)

UDPRWANTBAD Len : 2 WANTED TO USE PN RLVR SO BADLY IN PAST 12 MOS

	Freq	Pct
1 = Yes.....	375	0.63
2 = No.....	12495	21.15
83 = DID NOT USE PAIN RELIEVERS PST 12 MOS Log assn.....	356	0.60
85 = BAD DATA LOGICALLY ASSIGNED.....	14	0.02
91 = NEVER USED PAIN RELIEVERS.....	30383	51.44
93 = DID NOT USE PAIN RELIEVERS IN THE PAST 12 MOS.....	14969	25.34
94 = DON'T KNOW.....	23	0.04
97 = REFUSED.....	14	0.02
98 = BLANK (NO ANSWER).....	440	0.74

During the past 12 months, were there times when you had a strong urge to use any prescription pain relievers?

(DPPRURGE)

UDPRSTRURGE Len : 2 STRONG URGE TO USE PN RLVR IN PAST 12 MOS

	Freq	Pct
1 = Yes.....	606	1.03
2 = No.....	11890	20.13
83 = DID NOT USE PAIN RELIEVERS PST 12 MOS Log assn.....	356	0.60
85 = BAD DATA LOGICALLY ASSIGNED.....	7	0.01
91 = NEVER USED PAIN RELIEVERS.....	30383	51.44
93 = DID NOT USE PAIN RELIEVERS IN THE PAST 12 MOS.....	14969	25.34
94 = DON'T KNOW.....	20	0.03
97 = REFUSED.....	12	0.02
98 = BLANK (NO ANSWER).....	451	0.76
99 = LEGITIMATE SKIP.....	375	0.63

Do you need to use a lot more of any prescription pain relievers than you used to in order to get the feeling you want?

(DPPRMORE)

UDPRNEEDMOR Len : 2 NEEDED A LOT MORE PN RLVR TO GET FEELING YOU WANT

	Freq	Pct
1 = Yes.....	385	0.65
2 = No.....	12473	21.12
83 = DID NOT USE PAIN RELIEVERS PST 12 MOS Log assn.....	356	0.60
85 = BAD DATA LOGICALLY ASSIGNED.....	14	0.02
91 = NEVER USED PAIN RELIEVERS.....	30383	51.44
93 = DID NOT USE PAIN RELIEVERS IN THE PAST 12 MOS.....	14969	25.34
94 = DON'T KNOW.....	29	0.05
97 = REFUSED.....	14	0.02
98 = BLANK (NO ANSWER).....	446	0.76

Does using the same amount of any prescription pain relievers have much less effect on you than it used to?

(DPPRLESS)

UDPRLESSEFF Len : 2 SAME AMT PN RLVR HAS LESS EFFECT THAN IT USED TO

	Freq	Pct
1 = Yes.....	469	0.79
2 = No.....	11937	20.21
83 = DID NOT USE PAIN RELIEVERS PST 12 MOS Log assn.....	356	0.60
85 = BAD DATA LOGICALLY ASSIGNED.....	8	0.01
91 = NEVER USED PAIN RELIEVERS.....	30383	51.44
93 = DID NOT USE PAIN RELIEVERS IN THE PAST 12 MOS.....	14969	25.34
94 = DON'T KNOW.....	94	0.16
97 = REFUSED.....	16	0.03
98 = BLANK (NO ANSWER).....	452	0.77
99 = LEGITIMATE SKIP.....	385	0.65

SUBSTANCE USE DISORDER

During the past 12 months, did you try to cut down or try to stop using any prescription pain relievers?

(DPPRSTOP)

UDPRTRYSTOP

Len : 2 TRY TO CUT DOWN/STOP PN RLVR IN PAST 12 MOS

	Freq	Pct
1 = Yes.....	2055	3.48
2 = No.....	10701	18.12
83 = DID NOT USE PAIN RELIEVERS PST 12 MOS Log assn.....	356	0.60
85 = BAD DATA LOGICALLY ASSIGNED.....	14	0.02
91 = NEVER USED PAIN RELIEVERS.....	30383	51.44
93 = DID NOT USE PAIN RELIEVERS IN THE PAST 12 MOS.....	14969	25.34
94 = DON'T KNOW.....	103	0.17
97 = REFUSED.....	41	0.07
98 = BLANK (NO ANSWER).....	447	0.76

Some people who use prescription pain relievers try to cut down or stop but find they can't. Was there more than one time in the past 12 months when you tried but were unable to cut down or stop using any prescription pain relievers?

(DPPRCANT)

UDPRNOTSTOP

Len : 2 UNABLE TO CUT/STOP PN RLVR MORE THAN ONE TIME PAST 12 MOS

	Freq	Pct
1 = Yes.....	345	0.58
2 = No.....	1705	2.89
83 = DID NOT USE PAIN RELIEVERS PST 12 MOS Log assn.....	356	0.60
85 = BAD DATA LOGICALLY ASSIGNED.....	6	0.01
91 = NEVER USED PAIN RELIEVERS.....	30383	51.44
93 = DID NOT USE PAIN RELIEVERS IN THE PAST 12 MOS.....	14969	25.34
94 = DON'T KNOW.....	3	0.01
97 = REFUSED.....	43	0.07
98 = BLANK (NO ANSWER).....	558	0.94
99 = LEGITIMATE SKIP.....	10701	18.12

In the past 12 months, did you often wish that you could cut down or stop using any prescription pain relievers?

(DPPRWISH)

UDPRWSHSTOP

Len : 2 OFTEN WISH CUT DOWN OR STOP PN RLVR PAST 12 MOS

	Freq	Pct
1 = Yes.....	491	0.83
2 = No.....	10211	17.29
83 = DID NOT USE PAIN RELIEVERS PST 12 MOS Log assn.....	356	0.60
85 = BAD DATA LOGICALLY ASSIGNED.....	8	0.01
91 = NEVER USED PAIN RELIEVERS.....	30383	51.44
93 = DID NOT USE PAIN RELIEVERS IN THE PAST 12 MOS.....	14969	25.34
94 = DON'T KNOW.....	93	0.16
97 = REFUSED.....	49	0.08
98 = BLANK (NO ANSWER).....	454	0.77
99 = LEGITIMATE SKIP.....	2055	3.48

During the past 12 months, did you have any long-lasting or repeated physical health problems that were caused or made worse by using a prescription pain reliever?

(DPPRPHYS)

UDPRHLTHPRB

Len : 2 ANY LONG-LASTING PHYS PRBS CAUSED/WORSND BY PR PST 12 MOS

	Freq	Pct
1 = Yes.....	246	0.42
2 = No.....	12583	21.30
83 = DID NOT USE PAIN RELIEVERS PST 12 MOS Log assn.....	356	0.60
85 = BAD DATA LOGICALLY ASSIGNED.....	14	0.02
91 = NEVER USED PAIN RELIEVERS.....	30383	51.44
93 = DID NOT USE PAIN RELIEVERS IN THE PAST 12 MOS.....	14969	25.34
94 = DON'T KNOW.....	40	0.07
97 = REFUSED.....	27	0.05
98 = BLANK (NO ANSWER).....	451	0.76

SUBSTANCE USE DISORDER

Did you continue to use any prescription pain relievers even though they were causing long-lasting or repeated physical health problems or making your physical health problems worse?

(DPPRPCNT)

UDPRHLTHCTD

Len : 2 CONTD TO USE PN RLVR DESPITE PN RLVR CAUSE/WORSEN PHYS PRBS

	Freq	Pct
1 = Yes.....	134	0.23
2 = No.....	112	0.19
83 = DID NOT USE PAIN RELIEVERS PST 12 MOS Log assn.....	356	0.60
85 = BAD DATA LOGICALLY ASSIGNED.....	7	0.01
91 = NEVER USED PAIN RELIEVERS.....	30383	51.44
93 = DID NOT USE PAIN RELIEVERS IN THE PAST 12 MOS.....	14969	25.34
97 = REFUSED.....	27	0.05
98 = BLANK (NO ANSWER).....	498	0.84
99 = LEGITIMATE SKIP.....	12583	21.30

During the past 12 months, did you have any long-lasting or repeated problems with emotions or mental health that were caused or made worse by using a prescription pain reliever?

(DPPRMNTL)

UDPRMNTLPRB

Len : 2 ANY EMOT/MNTL HLTH PRBS CAUSED/WORSND BY PN RLVR PAST 12 MOS

	Freq	Pct
1 = Yes.....	180	0.30
2 = No.....	12529	21.21
83 = DID NOT USE PAIN RELIEVERS PST 12 MOS Log assn.....	356	0.60
85 = BAD DATA LOGICALLY ASSIGNED.....	8	0.01
91 = NEVER USED PAIN RELIEVERS.....	30383	51.44
93 = DID NOT USE PAIN RELIEVERS IN THE PAST 12 MOS.....	14969	25.34
94 = DON'T KNOW.....	31	0.05
97 = REFUSED.....	21	0.04
98 = BLANK (NO ANSWER).....	458	0.78
99 = LEGITIMATE SKIP.....	134	0.23

Did you continue to use any prescription pain relievers even though they were causing long-lasting or repeated problems with your emotions or mental health or making your emotions or mental health worse?

(DPPRMCNT)

UDPRMNTLCTD

Len : 2 CONTD PN RLVR USE DESPITE PR CSE/WRSN EMOT/MNTL HLTH PRBS

	Freq	Pct
1 = Yes.....	76	0.13
2 = No.....	103	0.17
83 = DID NOT USE PAIN RELIEVERS PST 12 MOS Log assn.....	356	0.60
91 = NEVER USED PAIN RELIEVERS.....	30383	51.44
93 = DID NOT USE PAIN RELIEVERS IN THE PAST 12 MOS.....	14969	25.34
94 = DON'T KNOW.....	1	0.00
97 = REFUSED.....	21	0.04
98 = BLANK (NO ANSWER).....	497	0.84
99 = LEGITIMATE SKIP.....	12663	21.44

SUBSTANCE USE DISORDER

This question is about important activities such as:

- Spending time with friends and family
- Attending special events at work or school
- Participating in hobbies and sports
- Attending religious services and events

During the past 12 months, did you give up or spend a lot less time doing any of these types of important activities because of your use of any prescription pain relievers?

(DPPRACTV)

UDPRSTOPACT

Len : 2 LESS ACTIVITIES B/C OF PN RLVR USE PAST 12 MOS

	Freq	Pct
1 = Yes.....	334	0.57
2 = No.....	12512	21.18
83 = DID NOT USE PAIN RELIEVERS PST 12 MOS Log assn.....	356	0.60
85 = BAD DATA LOGICALLY ASSIGNED.....	13	0.02
91 = NEVER USED PAIN RELIEVERS.....	30383	51.44
93 = DID NOT USE PAIN RELIEVERS IN THE PAST 12 MOS.....	14969	25.34
94 = DON'T KNOW.....	28	0.05
97 = REFUSED.....	20	0.03
98 = BLANK (NO ANSWER).....	454	0.77

Sometimes people who use prescription pain relievers have serious problems at work, school, or home—such as:

- missing a lot of work or school
- getting demoted, having your hours cut, or losing a job
- not being able to get a job or keep a job
- getting suspended, expelled, or dropping out of school
- failing to take care of family

During the past 12 months, did you have any serious problems like these at work, school, or home because of your use of any prescription pain relievers?

(DPPRSERI)

UDPRWORKPRB

Len : 2 PN RLVR CAUSE SERIOUS PRBS AT HOME/WORK/SCH PST 12 MOS

	Freq	Pct
1 = Yes.....	220	0.37
2 = No.....	12622	21.37
83 = DID NOT USE PAIN RELIEVERS PST 12 MOS Log assn.....	356	0.60
85 = BAD DATA LOGICALLY ASSIGNED.....	13	0.02
91 = NEVER USED PAIN RELIEVERS.....	30383	51.44
93 = DID NOT USE PAIN RELIEVERS IN THE PAST 12 MOS.....	14969	25.34
94 = DON'T KNOW.....	28	0.05
97 = REFUSED.....	20	0.03
98 = BLANK (NO ANSWER).....	458	0.78

During the past 12 months, did you often have arguments or other problems with family or friends that were caused or made worse by your use of a prescription pain reliever?

(DPPRARGU)

UDPRFMLYPRB

Len : 2 PN RLVR CAUSE ARGUMENTS/PROBS W/FAMILY/FRIENDS PST 12 MOS

	Freq	Pct
1 = Yes.....	231	0.39
2 = No.....	12609	21.35
83 = DID NOT USE PAIN RELIEVERS PST 12 MOS Log assn.....	356	0.60
85 = BAD DATA LOGICALLY ASSIGNED.....	13	0.02
91 = NEVER USED PAIN RELIEVERS.....	30383	51.44
93 = DID NOT USE PAIN RELIEVERS IN THE PAST 12 MOS.....	14969	25.34
94 = DON'T KNOW.....	32	0.05
97 = REFUSED.....	18	0.03
98 = BLANK (NO ANSWER).....	458	0.78

SUBSTANCE USE DISORDER

Did you continue to use any prescription pain relievers even though they often caused arguments or problems with family or friends?

(DPPRACNT)

UDPRFMLYCTD Len : 2 CONTD PN RLVR USE DESPITE PR CAUSE ARGUMENTS W/FAM/FRNDS

	Freq	Pct
1 = Yes.....	157	0.27
2 = No.....	74	0.13
83 = DID NOT USE PAIN RELIEVERS PST 12 MOS Log assn.....	356	0.60
85 = BAD DATA LOGICALLY ASSIGNED.....	6	0.01
91 = NEVER USED PAIN RELIEVERS.....	30383	51.44
93 = DID NOT USE PAIN RELIEVERS IN THE PAST 12 MOS.....	14969	25.34
97 = REFUSED.....	18	0.03
98 = BLANK (NO ANSWER).....	497	0.84
99 = LEGITIMATE SKIP.....	12609	21.35

During the past 12 months, did you repeatedly get into situations where using a prescription pain reliever increased your chances of getting physically hurt?

(DPPRHURT)

UDPRGETHURT Len : 2 PN RLVR INCREASED CHANCE GETTING HURT PST 12 MOS

	Freq	Pct
1 = Yes.....	144	0.24
2 = No.....	12701	21.50
83 = DID NOT USE PAIN RELIEVERS PST 12 MOS Log assn.....	356	0.60
85 = BAD DATA LOGICALLY ASSIGNED.....	13	0.02
91 = NEVER USED PAIN RELIEVERS.....	30383	51.44
93 = DID NOT USE PAIN RELIEVERS IN THE PAST 12 MOS.....	14969	25.34
94 = DON'T KNOW.....	26	0.04
97 = REFUSED.....	17	0.03
98 = BLANK (NO ANSWER).....	460	0.78

People may experience withdrawal symptoms when they use less or stop using prescription pain relievers.

During the past 12 months, did you have the following withdrawal symptoms after you used less or stopped using any prescription pain relievers for a while?

Feeling kind of blue or down

(DPPRWD_1)

UDPRWDFLBLU Len : 2 FEELING BLUE/DOWN - PN RLVR WITHDRAWAL SYMPTOM PST 12 MOS

	Freq	Pct
1 = Yes.....	727	1.23
2 = No.....	12075	20.44
83 = DID NOT USE PAIN RELIEVERS PST 12 MOS Log assn.....	356	0.60
85 = BAD DATA LOGICALLY ASSIGNED.....	13	0.02
91 = NEVER USED PAIN RELIEVERS.....	30383	51.44
93 = DID NOT USE PAIN RELIEVERS IN THE PAST 12 MOS.....	14969	25.34
94 = DON'T KNOW.....	48	0.08
97 = REFUSED.....	34	0.06
98 = BLANK (NO ANSWER).....	464	0.79

Vomiting or feeling nauseous

(DPPRWD_2)

UDPRWDVOMIT Len : 2 VOMITING/NAUSEOUS - PN RLVR WITHDRAWAL SYMPTOM PST 12 MOS

	Freq	Pct
1 = Yes.....	519	0.88
2 = No.....	12286	20.80
83 = DID NOT USE PAIN RELIEVERS PST 12 MOS Log assn.....	356	0.60
85 = BAD DATA LOGICALLY ASSIGNED.....	13	0.02
91 = NEVER USED PAIN RELIEVERS.....	30383	51.44
93 = DID NOT USE PAIN RELIEVERS IN THE PAST 12 MOS.....	14969	25.34
94 = DON'T KNOW.....	46	0.08
97 = REFUSED.....	33	0.06
98 = BLANK (NO ANSWER).....	464	0.79

SUBSTANCE USE DISORDER

Having cramps or muscle aches

(DPPRWD_3)

UDPRWDCRAMP Len : 2 MUSCLE CRAMPS/ACHES - PN RLVR WITHDRAWAL SYMPTOM PST 12 MOS

	Freq	Pct
1 = Yes.....	858	1.45
2 = No.....	11953	20.24
83 = DID NOT USE PAIN RELIEVERS PST 12 MOS Log assn.....	356	0.60
85 = BAD DATA LOGICALLY ASSIGNED.....	13	0.02
91 = NEVER USED PAIN RELIEVERS.....	30383	51.44
93 = DID NOT USE PAIN RELIEVERS IN THE PAST 12 MOS.....	14969	25.34
94 = DON'T KNOW.....	44	0.07
97 = REFUSED.....	29	0.05
98 = BLANK (NO ANSWER).....	464	0.79

Having teary eyes or a runny nose

(DPPRWD_4)

UDPRWDRUNNY Len : 2 TEARY EYES/RUNNY NOSE - PR WITHDRAWAL SYMPTOM PST 12 MOS

	Freq	Pct
1 = Yes.....	652	1.10
2 = No.....	12158	20.58
83 = DID NOT USE PAIN RELIEVERS PST 12 MOS Log assn.....	356	0.60
85 = BAD DATA LOGICALLY ASSIGNED.....	13	0.02
91 = NEVER USED PAIN RELIEVERS.....	30383	51.44
93 = DID NOT USE PAIN RELIEVERS IN THE PAST 12 MOS.....	14969	25.34
94 = DON'T KNOW.....	44	0.07
97 = REFUSED.....	30	0.05
98 = BLANK (NO ANSWER).....	464	0.79

Feeling sweaty, having enlarged eye pupils, or having body hair standing up on your skin

(DPPRWD_5)

UDPRWDSWEAT Len : 2 SWEATY/LRG PUPILS/HAIR STNDING UP-PR W/DRAWL SYMP PST 12 MOS

	Freq	Pct
1 = Yes.....	508	0.86
2 = No.....	12305	20.83
83 = DID NOT USE PAIN RELIEVERS PST 12 MOS Log assn.....	356	0.60
85 = BAD DATA LOGICALLY ASSIGNED.....	13	0.02
91 = NEVER USED PAIN RELIEVERS.....	30383	51.44
93 = DID NOT USE PAIN RELIEVERS IN THE PAST 12 MOS.....	14969	25.34
94 = DON'T KNOW.....	43	0.07
97 = REFUSED.....	28	0.05
98 = BLANK (NO ANSWER).....	464	0.79

Having diarrhea

(DPPRWD_6)

UDPRWDDIARR Len : 2 HAVING DIARRHEA - PN RLVR WITHDRAWAL SYMPTOM PST 12 MOS

	Freq	Pct
1 = Yes.....	586	0.99
2 = No.....	12226	20.70
83 = DID NOT USE PAIN RELIEVERS PST 12 MOS Log assn.....	356	0.60
85 = BAD DATA LOGICALLY ASSIGNED.....	13	0.02
91 = NEVER USED PAIN RELIEVERS.....	30383	51.44
93 = DID NOT USE PAIN RELIEVERS IN THE PAST 12 MOS.....	14969	25.34
94 = DON'T KNOW.....	44	0.07
97 = REFUSED.....	28	0.05
98 = BLANK (NO ANSWER).....	464	0.79

SUBSTANCE USE DISORDER

Yawning

(DPPRWD_7)

UDPRWDYAWNS Len : 2 YAWNING - PN RLVR WITHDRAWAL SYMPTOM PST 12 MOS

	Freq	Pct
1 = Yes.....	930	1.57
2 = No.....	11879	20.11
83 = DID NOT USE PAIN RELIEVERS PST 12 MOS Log assn.....	356	0.60
85 = BAD DATA LOGICALLY ASSIGNED.....	13	0.02
91 = NEVER USED PAIN RELIEVERS.....	30383	51.44
93 = DID NOT USE PAIN RELIEVERS IN THE PAST 12 MOS.....	14969	25.34
94 = DON'T KNOW.....	46	0.08
97 = REFUSED.....	29	0.05
98 = BLANK (NO ANSWER).....	464	0.79

Having a fever

(DPPRWD_8)

UDPRWDFEVER Len : 2 HAVING FEVER - PN RLVR WITHDRAWAL SYMPTOM PST 12 MOS

	Freq	Pct
1 = Yes.....	341	0.58
2 = No.....	12467	21.11
83 = DID NOT USE PAIN RELIEVERS PST 12 MOS Log assn.....	356	0.60
85 = BAD DATA LOGICALLY ASSIGNED.....	13	0.02
91 = NEVER USED PAIN RELIEVERS.....	30383	51.44
93 = DID NOT USE PAIN RELIEVERS IN THE PAST 12 MOS.....	14969	25.34
94 = DON'T KNOW.....	46	0.08
97 = REFUSED.....	30	0.05
98 = BLANK (NO ANSWER).....	464	0.79

Having trouble sleeping

(DPPRWD_9)

UDPRWDSLEEP Len : 2 HAVING TRBL SLEEPING - PN RLVR WITHDRAWAL SYMPTOM PST 12 MOS

	Freq	Pct
1 = Yes.....	1075	1.82
2 = No.....	11730	19.86
83 = DID NOT USE PAIN RELIEVERS PST 12 MOS Log assn.....	356	0.60
85 = BAD DATA LOGICALLY ASSIGNED.....	13	0.02
91 = NEVER USED PAIN RELIEVERS.....	30383	51.44
93 = DID NOT USE PAIN RELIEVERS IN THE PAST 12 MOS.....	14969	25.34
94 = DON'T KNOW.....	49	0.08
97 = REFUSED.....	30	0.05
98 = BLANK (NO ANSWER).....	464	0.79

During the past 12 months, did you use any prescription pain relievers or other drugs to get over or avoid having prescription pain reliever withdrawal symptoms?

(DPPROVER)

UDPRAVOIDWD Len : 2 USE PN RLVR TO GET OVER/AVOID PR WITHDRAWAL IN PST 12 MOS

	Freq	Pct
1 = Yes.....	294	0.50
2 = No.....	12546	21.24
83 = DID NOT USE PAIN RELIEVERS PST 12 MOS Log assn.....	356	0.60
85 = BAD DATA LOGICALLY ASSIGNED.....	14	0.02
91 = NEVER USED PAIN RELIEVERS.....	30383	51.44
93 = DID NOT USE PAIN RELIEVERS IN THE PAST 12 MOS.....	14969	25.34
94 = DON'T KNOW.....	23	0.04
97 = REFUSED.....	19	0.03
98 = BLANK (NO ANSWER).....	465	0.79

SUBSTANCE USE DISORDER

Which of the following did you use to get over or avoid having prescription pain reliever withdrawal symptoms during the past 12 months?

Prescription pain relievers

(DPPRUSE_1)

UDPRAVWP NRL

Len : 2 USED PN RLVR TO GET OVER/AVOID PR WITHDRAWAL IN PST 12 MOS

	Freq	Pct
1 = Yes.....	178	0.30
2 = No.....	97	0.16
3 = Yes LOGICALLY ASSIGNED.....	16	0.03
13 = Yes LOG ASSN (not applicable to criterion 11b).....	3	0.01
83 = DID NOT USE PAIN RELIEVERS PST 12 MOS Log assn.....	356	0.60
85 = BAD DATA LOGICALLY ASSIGNED.....	5	0.01
91 = NEVER USED PAIN RELIEVERS.....	30383	51.44
93 = DID NOT USE PAIN RELIEVERS IN THE PAST 12 MOS.....	14969	25.34
97 = REFUSED.....	19	0.03
98 = BLANK (NO ANSWER).....	497	0.84
99 = LEGITIMATE SKIP.....	12546	21.24

Heroin

(DPPRUSE_2)

UDPRAVWHERN

Len : 2 USED HEROIN TO GET OVER/AVOID PR WITHDRAWAL IN PST 12 MOS

	Freq	Pct
1 = Yes.....	56	0.09
2 = No.....	238	0.40
83 = DID NOT USE PAIN RELIEVERS PST 12 MOS Log assn.....	356	0.60
85 = BAD DATA LOGICALLY ASSIGNED.....	5	0.01
91 = NEVER USED PAIN RELIEVERS.....	30383	51.44
93 = DID NOT USE PAIN RELIEVERS IN THE PAST 12 MOS.....	14969	25.34
97 = REFUSED.....	19	0.03
98 = BLANK (NO ANSWER).....	497	0.84
99 = LEGITIMATE SKIP.....	12546	21.24

Something else

(DPPRUSE_3)

UDPRAVWOTHR

Len : 2 USED SOMETHING ELSE TO GET OVR/AVD PR WITHDRAWAL PST 12 MOS

	Freq	Pct
1 = Yes.....	123	0.21
2 = No.....	168	0.28
83 = DID NOT USE PAIN RELIEVERS PST 12 MOS Log assn.....	356	0.60
85 = BAD DATA LOGICALLY ASSIGNED.....	5	0.01
91 = NEVER USED PAIN RELIEVERS.....	30383	51.44
93 = DID NOT USE PAIN RELIEVERS IN THE PAST 12 MOS.....	14969	25.34
94 = DON'T KNOW.....	3	0.01
97 = REFUSED.....	19	0.03
98 = BLANK (NO ANSWER).....	497	0.84
99 = LEGITIMATE SKIP.....	12546	21.24

Think about your use of prescription tranquilizers during the past 12 months as you answer these next questions.

During the past 12 months, did you spend a great deal of your time using any prescription tranquilizers, feeling their effects, or getting over the effects of any prescription tranquilizers?

(DPTRFEEL)

UDTRTIMEUSE

Len : 2 SPENT GREAT DEAL OF TIME USING/FEEL EFF OF TRN PST 12 MOS

	Freq	Pct
1 = Yes.....	275	0.47
2 = No.....	5363	9.08
83 = DID NOT USE TRANQUILIZERS PST 12 MOS Log assn.....	234	0.40
85 = BAD DATA LOGICALLY ASSIGNED.....	22	0.04
91 = NEVER USED TRANQUILIZERS.....	48570	82.23
93 = DID NOT USE TRANQUILIZERS IN THE PAST 12 MOS.....	4301	7.28
94 = DON'T KNOW.....	16	0.03
97 = REFUSED.....	8	0.01
98 = BLANK (NO ANSWER).....	280	0.47

SUBSTANCE USE DISORDER

During the past 12 months, did you spend a great deal of your time getting or trying to get any prescription tranquilizers?

(DPTRGET)

UDTRTIMEGET

Len : 2 SPENT GREAT DEAL TIME TRY TO GET/GETTING TRN IN PST 12 MOS

	Freq	Pct
1 = Yes.....	27	0.05
2 = No.....	5345	9.05
83 = DID NOT USE TRANQUILIZERS PST 12 MOS Log assn	234	0.40
85 = BAD DATA LOGICALLY ASSIGNED.....	16	0.03
91 = NEVER USED TRANQUILIZERS.....	48570	82.23
93 = DID NOT USE TRANQUILIZERS IN THE PAST 12 MOS.....	4301	7.28
94 = DON'T KNOW.....	6	0.01
97 = REFUSED	9	0.02
98 = BLANK (NO ANSWER)	286	0.48
99 = LEGITIMATE SKIP.....	275	0.47

During the past 12 months, were there many times when you ended up using any prescription tranquilizers in larger amounts or for a longer time than you meant to?

(DPTRLRGR)

UDTRLRGAMTS

Len : 2 USED TRN LARGER AMTS OR LONGER TIME THAN MEANT TO PST 12 MOS

	Freq	Pct
1 = Yes.....	132	0.22
2 = No.....	5514	9.33
83 = DID NOT USE TRANQUILIZERS PST 12 MOS Log assn	234	0.40
85 = BAD DATA LOGICALLY ASSIGNED.....	22	0.04
91 = NEVER USED TRANQUILIZERS.....	48570	82.23
93 = DID NOT USE TRANQUILIZERS IN THE PAST 12 MOS.....	4301	7.28
94 = DON'T KNOW.....	10	0.02
97 = REFUSED	6	0.01
98 = BLANK (NO ANSWER)	280	0.47

During the past 12 months, were there times when you wanted to use any prescription tranquilizers so badly that you couldn't think of anything else?

(DPTRBDLY)

UDTRWANTBAD

Len : 2 WANTED TO USE TRN SO BADLY IN PAST 12 MOS

	Freq	Pct
1 = Yes.....	121	0.20
2 = No.....	5526	9.36
83 = DID NOT USE TRANQUILIZERS PST 12 MOS Log assn	234	0.40
85 = BAD DATA LOGICALLY ASSIGNED.....	22	0.04
91 = NEVER USED TRANQUILIZERS.....	48570	82.23
93 = DID NOT USE TRANQUILIZERS IN THE PAST 12 MOS.....	4301	7.28
94 = DON'T KNOW.....	9	0.02
97 = REFUSED	6	0.01
98 = BLANK (NO ANSWER)	280	0.47

During the past 12 months, were there times when you had a strong urge to use any prescription tranquilizers?

(DPTRURGE)

UDTRSTRURGE

Len : 2 STRONG URGE TO USE TRN IN PAST 12 MOS

	Freq	Pct
1 = Yes.....	273	0.46
2 = No.....	5251	8.89
83 = DID NOT USE TRANQUILIZERS PST 12 MOS Log assn	234	0.40
85 = BAD DATA LOGICALLY ASSIGNED.....	17	0.03
91 = NEVER USED TRANQUILIZERS.....	48570	82.23
93 = DID NOT USE TRANQUILIZERS IN THE PAST 12 MOS.....	4301	7.28
94 = DON'T KNOW.....	9	0.02
97 = REFUSED	8	0.01
98 = BLANK (NO ANSWER)	285	0.48
99 = LEGITIMATE SKIP.....	121	0.20

SUBSTANCE USE DISORDER

Do you need to use a lot more of any prescription tranquilizers than you used to in order to get the feeling you want?

(DPTRMORE)

UDTRNEEDMOR

Len : 2 NEEDED A LOT MORE TRN TO GET FEELING YOU WANT

	Freq	Pct
1 = Yes.....	121	0.20
2 = No.....	5524	9.35
83 = DID NOT USE TRANQUILIZERS PST 12 MOS Log assn	234	0.40
85 = BAD DATA LOGICALLY ASSIGNED.....	22	0.04
91 = NEVER USED TRANQUILIZERS.....	48570	82.23
93 = DID NOT USE TRANQUILIZERS IN THE PAST 12 MOS.....	4301	7.28
94 = DON'T KNOW.....	8	0.01
97 = REFUSED	9	0.02
98 = BLANK (NO ANSWER)	280	0.47

Does using the same amount of any prescription tranquilizers have much less effect on you than it used to?

(DPTRLESS)

UDTRLESSEFF

Len : 2 SAME AMT TRN HAS LESS EFFECT THAN IT USED TO

	Freq	Pct
1 = Yes.....	193	0.33
2 = No.....	5308	8.99
83 = DID NOT USE TRANQUILIZERS PST 12 MOS Log assn	234	0.40
85 = BAD DATA LOGICALLY ASSIGNED.....	15	0.03
91 = NEVER USED TRANQUILIZERS.....	48570	82.23
93 = DID NOT USE TRANQUILIZERS IN THE PAST 12 MOS.....	4301	7.28
94 = DON'T KNOW.....	27	0.05
97 = REFUSED	12	0.02
98 = BLANK (NO ANSWER)	288	0.49
99 = LEGITIMATE SKIP.....	121	0.20

During the past 12 months, did you try to cut down or try to stop using any prescription tranquilizers?

(DPTRSTOP)

UDTRTRYSTOP

Len : 2 TRY TO CUT DOWN/STOP TRN USE IN PAST 12 MOS

	Freq	Pct
1 = Yes.....	695	1.18
2 = No.....	4925	8.34
83 = DID NOT USE TRANQUILIZERS PST 12 MOS Log assn	234	0.40
85 = BAD DATA LOGICALLY ASSIGNED.....	22	0.04
91 = NEVER USED TRANQUILIZERS.....	48570	82.23
93 = DID NOT USE TRANQUILIZERS IN THE PAST 12 MOS.....	4301	7.28
94 = DON'T KNOW.....	19	0.03
97 = REFUSED	21	0.04
98 = BLANK (NO ANSWER)	282	0.48

Some people who use prescription tranquilizers try to cut down or stop but find they can't. Was there more than one time in the past 12 months when you tried but were unable to cut down or stop using any prescription tranquilizers?

(DPTRCANT)

UDTRNOTSTOP

Len : 2 UNABLE TO CUT/STOP TRN MORE THAN ONE TIME PAST 12 MOS

	Freq	Pct
1 = Yes.....	106	0.18
2 = No.....	588	1.00
83 = DID NOT USE TRANQUILIZERS PST 12 MOS Log assn	234	0.40
85 = BAD DATA LOGICALLY ASSIGNED.....	8	0.01
91 = NEVER USED TRANQUILIZERS.....	48570	82.23
93 = DID NOT USE TRANQUILIZERS IN THE PAST 12 MOS.....	4301	7.28
94 = DON'T KNOW.....	1	0.00
97 = REFUSED	21	0.04
98 = BLANK (NO ANSWER)	315	0.53
99 = LEGITIMATE SKIP.....	4925	8.34

SUBSTANCE USE DISORDER

In the past 12 months, did you often wish that you could cut down or stop using any prescription tranquilizers?

(DPTRWISH)

UDTRWSHSTOP

Len : 2 OFTEN WISH CUT DOWN OR STOP TRN PAST 12 MOS

	Freq	Pct
1 = Yes.....	181	0.31
2 = No.....	4738	8.02
83 = DID NOT USE TRANQUILIZERS PST 12 MOS Log assn	234	0.40
85 = BAD DATA LOGICALLY ASSIGNED.....	14	0.02
91 = NEVER USED TRANQUILIZERS.....	48570	82.23
93 = DID NOT USE TRANQUILIZERS IN THE PAST 12 MOS.....	4301	7.28
94 = DON'T KNOW.....	25	0.04
97 = REFUSED	21	0.04
98 = BLANK (NO ANSWER)	290	0.49
99 = LEGITIMATE SKIP.....	695	1.18

During the past 12 months, did you have any long-lasting or repeated physical health problems that were caused or made worse by using a prescription tranquilizer?

(DPTRPHYS)

UDTRHLTHPRB

Len : 2 ANY LONG-LASTING PHYS PRBS CAUSED/WORSND BY TRN PST 12 MO

	Freq	Pct
1 = Yes.....	63	0.11
2 = No.....	5571	9.43
83 = DID NOT USE TRANQUILIZERS PST 12 MOS Log assn	234	0.40
85 = BAD DATA LOGICALLY ASSIGNED.....	22	0.04
91 = NEVER USED TRANQUILIZERS.....	48570	82.23
93 = DID NOT USE TRANQUILIZERS IN THE PAST 12 MOS.....	4301	7.28
94 = DON'T KNOW.....	13	0.02
97 = REFUSED	13	0.02
98 = BLANK (NO ANSWER)	282	0.48

Did you continue to use any prescription tranquilizers even though they were causing long-lasting or repeated physical health problems or making your physical health problems worse?

(DPTRPCNT)

UDTRHLTHCTD

Len : 2 CONTD TO USE TRN DESPITE TRN CAUSE/WORSEN PHYS PRBS

	Freq	Pct
1 = Yes.....	37	0.06
2 = No.....	26	0.04
83 = DID NOT USE TRANQUILIZERS PST 12 MOS Log assn	234	0.40
85 = BAD DATA LOGICALLY ASSIGNED.....	6	0.01
91 = NEVER USED TRANQUILIZERS.....	48570	82.23
93 = DID NOT USE TRANQUILIZERS IN THE PAST 12 MOS.....	4301	7.28
97 = REFUSED	13	0.02
98 = BLANK (NO ANSWER)	311	0.53
99 = LEGITIMATE SKIP.....	5571	9.43

During the past 12 months, did you have any long-lasting or repeated problems with emotions or mental health that were caused or made worse by using a prescription tranquilizer?

(DPTRMNTL)

UDTRMNTLPRB

Len : 2 ANY EMOT/MNTL HLTH PRBS CAUSED/WORSND BY TRN PAST 12 MOS

	Freq	Pct
1 = Yes.....	98	0.17
2 = No.....	5498	9.31
83 = DID NOT USE TRANQUILIZERS PST 12 MOS Log assn	234	0.40
85 = BAD DATA LOGICALLY ASSIGNED.....	17	0.03
91 = NEVER USED TRANQUILIZERS.....	48570	82.23
93 = DID NOT USE TRANQUILIZERS IN THE PAST 12 MOS.....	4301	7.28
94 = DON'T KNOW.....	11	0.02
97 = REFUSED	15	0.03
98 = BLANK (NO ANSWER)	288	0.49
99 = LEGITIMATE SKIP.....	37	0.06

SUBSTANCE USE DISORDER

Did you continue to use any prescription tranquilizers even though they were causing long-lasting or repeated problems with your emotions or mental health or making your emotions or mental health worse?

(DPTRMCNT)
UDTRMNTLCTD

Len : 2 CONTD TRN DESPITE TRN CSE/WRSN EMOT/MNTL HLTH PRBS

	Freq	Pct
1 = Yes.....	47	0.08
2 = No.....	51	0.09
83 = DID NOT USE TRANQUILIZERS PST 12 MOS Log assn	234	0.40
85 = BAD DATA LOGICALLY ASSIGNED.....	2	0.00
91 = NEVER USED TRANQUILIZERS.....	48570	82.23
93 = DID NOT USE TRANQUILIZERS IN THE PAST 12 MOS.....	4301	7.28
97 = REFUSED	15	0.03
98 = BLANK (NO ANSWER)	314	0.53
99 = LEGITIMATE SKIP.....	5535	9.37

This question is about important activities such as:

- Spending time with friends and family
- Attending special events at work or school
- Participating in hobbies and sports
- Attending religious services and events

During the past 12 months, did you give up or spend a lot less time doing any of these types of important activities because of your use of any prescription tranquilizers?

(DPTRACTV)
UDTRSTOPACT

Len : 2 LESS ACTIVITIES B/C OF TRN USE PAST 12 MOS

	Freq	Pct
1 = Yes.....	134	0.23
2 = No.....	5500	9.31
83 = DID NOT USE TRANQUILIZERS PST 12 MOS Log assn	234	0.40
85 = BAD DATA LOGICALLY ASSIGNED.....	22	0.04
91 = NEVER USED TRANQUILIZERS.....	48570	82.23
93 = DID NOT USE TRANQUILIZERS IN THE PAST 12 MOS.....	4301	7.28
94 = DON'T KNOW	10	0.02
97 = REFUSED	15	0.03
98 = BLANK (NO ANSWER)	283	0.48

Sometimes people who use prescription tranquilizers have serious problems at work, school, or home—such as:

- missing a lot of work or school
- getting demoted, having your hours cut, or losing a job
- not being able to get a job or keep a job
- getting suspended, expelled, or dropping out of school
- failing to take care of family

During the past 12 months, did you have any serious problems like these at work, school, or home because of your use of any prescription tranquilizers?

(DPTRSERI)
UDTRWORKPRB

Len : 2 TRN CAUSE SERIOUS PRBS AT HOME/WORK/SCH PST 12 MOS

	Freq	Pct
1 = Yes.....	86	0.15
2 = No.....	5546	9.39
83 = DID NOT USE TRANQUILIZERS PST 12 MOS Log assn	234	0.40
85 = BAD DATA LOGICALLY ASSIGNED.....	22	0.04
91 = NEVER USED TRANQUILIZERS.....	48570	82.23
93 = DID NOT USE TRANQUILIZERS IN THE PAST 12 MOS.....	4301	7.28
94 = DON'T KNOW	11	0.02
97 = REFUSED	15	0.03
98 = BLANK (NO ANSWER)	284	0.48

SUBSTANCE USE DISORDER

During the past 12 months, did you often have arguments or other problems with family or friends that were caused or made worse by your use of a prescription tranquilizer?

(DPTRARGU)
UDTRFMLYPRB

Len : 2 TRN CAUSE ARGUMENTS/PROBS W/FAMILY/FRIENDS PST 12 MOS

	Freq	Pct
1 = Yes.....	82	0.14
2 = No.....	5551	9.40
83 = DID NOT USE TRANQUILIZERS PST 12 MOS Log assn	234	0.40
85 = BAD DATA LOGICALLY ASSIGNED.....	22	0.04
91 = NEVER USED TRANQUILIZERS.....	48570	82.23
93 = DID NOT USE TRANQUILIZERS IN THE PAST 12 MOS.....	4301	7.28
94 = DON'T KNOW	11	0.02
97 = REFUSED	14	0.02
98 = BLANK (NO ANSWER)	284	0.48

Did you continue to use any prescription tranquilizers even though they often caused arguments or problems with family or friends?

(DPTRACNT)
UDTRFMLYCTD

Len : 2 CONTD TRN USE DESPITE TRN CAUSE ARGUMENTS W/FAM/FRNDS

	Freq	Pct
1 = Yes.....	55	0.09
2 = No.....	27	0.05
83 = DID NOT USE TRANQUILIZERS PST 12 MOS Log assn	234	0.40
85 = BAD DATA LOGICALLY ASSIGNED.....	8	0.01
91 = NEVER USED TRANQUILIZERS.....	48570	82.23
93 = DID NOT USE TRANQUILIZERS IN THE PAST 12 MOS.....	4301	7.28
97 = REFUSED	14	0.02
98 = BLANK (NO ANSWER)	309	0.52
99 = LEGITIMATE SKIP.....	5551	9.40

During the past 12 months, did you repeatedly get into situations where using a prescription tranquilizer increased your chances of getting physically hurt?

(DPTRHURT)
UDTRGETHURT

Len : 2 TRN USE INCREASED CHANCE GETTING HURT PST 12 MOS

	Freq	Pct
1 = Yes.....	67	0.11
2 = No.....	5566	9.42
83 = DID NOT USE TRANQUILIZERS PST 12 MOS Log assn	234	0.40
85 = BAD DATA LOGICALLY ASSIGNED.....	22	0.04
91 = NEVER USED TRANQUILIZERS.....	48570	82.23
93 = DID NOT USE TRANQUILIZERS IN THE PAST 12 MOS.....	4301	7.28
94 = DON'T KNOW	8	0.01
97 = REFUSED	15	0.03
98 = BLANK (NO ANSWER)	286	0.48

People may experience withdrawal symptoms when they use less or stop using prescription tranquilizers.

During the past 12 months, did you have the following withdrawal symptoms after you used less or stopped using any prescription tranquilizers for a while?

Sweating or feeling that your heart was beating fast

(DPTRWD_1)
UDTRWDSWEAT

Len : 2 SWEATY/FAST HEARTBEAT - TRN WITHDRAWAL SYMPTOM PST 12 MO

	Freq	Pct
1 = Yes.....	281	0.48
2 = No.....	5344	9.05
83 = DID NOT USE TRANQUILIZERS PST 12 MOS Log assn	234	0.40
85 = BAD DATA LOGICALLY ASSIGNED.....	22	0.04
91 = NEVER USED TRANQUILIZERS.....	48570	82.23
93 = DID NOT USE TRANQUILIZERS IN THE PAST 12 MOS.....	4301	7.28
94 = DON'T KNOW	15	0.03
97 = REFUSED	16	0.03
98 = BLANK (NO ANSWER)	286	0.48

SUBSTANCE USE DISORDER

Having your hands tremble

(DPTRWD_2)

UDTRWDTRMBL Len : 2 HANDS TREMBLE -TRN WITHDRAWAL SYMPTOM PST 12 MOS

	Freq	Pct
1 = Yes.....	247	0.42
2 = No.....	5378	9.10
83 = DID NOT USE TRANQUILIZERS PST 12 MOS Log assn	234	0.40
85 = BAD DATA LOGICALLY ASSIGNED.....	22	0.04
91 = NEVER USED TRANQUILIZERS.....	48570	82.23
93 = DID NOT USE TRANQUILIZERS IN THE PAST 12 MOS.....	4301	7.28
94 = DON'T KNOW.....	15	0.03
97 = REFUSED	16	0.03
98 = BLANK (NO ANSWER)	286	0.48

Having trouble sleeping

(DPTRWD_3)

UDTRWDSLEEP Len : 2 TROUBLE SLEEPING - TRN WITHDRAWAL SYMPTOM PST 12 MOS

	Freq	Pct
1 = Yes.....	552	0.93
2 = No.....	5074	8.59
83 = DID NOT USE TRANQUILIZERS PST 12 MOS Log assn	234	0.40
85 = BAD DATA LOGICALLY ASSIGNED.....	22	0.04
91 = NEVER USED TRANQUILIZERS.....	48570	82.23
93 = DID NOT USE TRANQUILIZERS IN THE PAST 12 MOS.....	4301	7.28
94 = DON'T KNOW.....	13	0.02
97 = REFUSED	17	0.03
98 = BLANK (NO ANSWER)	286	0.48

Vomiting or having an upset stomach

(DPTRWD_4)

UDTRWDVOMIT Len : 2 VOMITING/UPSET STOMACH - TRN WITHDRAWAL SYMPTOM PST 12 MO

	Freq	Pct
1 = Yes.....	210	0.36
2 = No.....	5418	9.17
83 = DID NOT USE TRANQUILIZERS PST 12 MOS Log assn	234	0.40
85 = BAD DATA LOGICALLY ASSIGNED.....	22	0.04
91 = NEVER USED TRANQUILIZERS.....	48570	82.23
93 = DID NOT USE TRANQUILIZERS IN THE PAST 12 MOS.....	4301	7.28
94 = DON'T KNOW.....	12	0.02
97 = REFUSED	16	0.03
98 = BLANK (NO ANSWER)	286	0.48

Seeing, hearing, or feeling things that weren't really there

(DPTRWD_5)

UDTRWDHALUC Len : 2 SEE/HEAR/FEEL THINGS - TRN WITHDRAWAL SYMPTOM PST 12 MOS

	Freq	Pct
1 = Yes.....	144	0.24
2 = No.....	5483	9.28
83 = DID NOT USE TRANQUILIZERS PST 12 MOS Log assn	234	0.40
85 = BAD DATA LOGICALLY ASSIGNED.....	22	0.04
91 = NEVER USED TRANQUILIZERS.....	48570	82.23
93 = DID NOT USE TRANQUILIZERS IN THE PAST 12 MOS.....	4301	7.28
94 = DON'T KNOW.....	12	0.02
97 = REFUSED	17	0.03
98 = BLANK (NO ANSWER)	286	0.48

SUBSTANCE USE DISORDER

Feeling like you couldn't sit still

(DPTRWD_6)

UDTRWDSITST

Len : 2 COULDN'T SIT STILL - TRN WITHDRAWAL SYMPTOM PST 12 MOS

	Freq	Pct
1 = Yes.....	294	0.50
2 = No.....	5333	9.03
83 = DID NOT USE TRANQUILIZERS PST 12 MOS Log assn	234	0.40
85 = BAD DATA LOGICALLY ASSIGNED.....	22	0.04
91 = NEVER USED TRANQUILIZERS.....	48570	82.23
93 = DID NOT USE TRANQUILIZERS IN THE PAST 12 MOS.....	4301	7.28
94 = DON'T KNOW.....	12	0.02
97 = REFUSED	17	0.03
98 = BLANK (NO ANSWER)	286	0.48

Feeling anxious

(DPTRWD_7)

UDTRWDFLANX

Len : 2 FEELING ANXIOUS - TRN WITHDRAWAL SYMPTOM PST 12 MOS

	Freq	Pct
1 = Yes.....	619	1.05
2 = No.....	5007	8.48
83 = DID NOT USE TRANQUILIZERS PST 12 MOS Log assn	234	0.40
85 = BAD DATA LOGICALLY ASSIGNED.....	22	0.04
91 = NEVER USED TRANQUILIZERS.....	48570	82.23
93 = DID NOT USE TRANQUILIZERS IN THE PAST 12 MOS.....	4301	7.28
94 = DON'T KNOW.....	14	0.02
97 = REFUSED	16	0.03
98 = BLANK (NO ANSWER)	286	0.48

During the past 12 months, did you use any prescription tranquilizers or other drugs to get over or avoid having prescription tranquilizer withdrawal symptoms?

(DPTROVER)

UDTRAVOIDWD

Len : 2 USE TRN TO GET OVER/AVOID TRN WITHDRAWAL IN PST 12 MOS

	Freq	Pct
1 = Yes.....	87	0.15
2 = No.....	5552	9.40
83 = DID NOT USE TRANQUILIZERS PST 12 MOS Log assn	234	0.40
85 = BAD DATA LOGICALLY ASSIGNED.....	22	0.04
91 = NEVER USED TRANQUILIZERS.....	48570	82.23
93 = DID NOT USE TRANQUILIZERS IN THE PAST 12 MOS.....	4301	7.28
94 = DON'T KNOW.....	6	0.01
97 = REFUSED	11	0.02
98 = BLANK (NO ANSWER)	286	0.48

Which of the following did you use to get over or avoid having prescription tranquilizer withdrawal symptoms during the past 12 months?

Prescription tranquilizers, sedatives, downers, or sleeping pills

(DPTRUSE_1)

UDTRAVWSVTR

Len : 2 USED TRN/SED TO GET OVER/AVOID TRN WITHDRWL IN PST 12 MOS

	Freq	Pct
1 = Yes.....	57	0.10
2 = No.....	30	0.05
83 = DID NOT USE TRANQUILIZERS PST 12 MOS Log assn	234	0.40
85 = BAD DATA LOGICALLY ASSIGNED.....	7	0.01
91 = NEVER USED TRANQUILIZERS.....	48570	82.23
93 = DID NOT USE TRANQUILIZERS IN THE PAST 12 MOS.....	4301	7.28
97 = REFUSED	11	0.02
98 = BLANK (NO ANSWER)	307	0.52
99 = LEGITIMATE SKIP.....	5552	9.40

SUBSTANCE USE DISORDER

Alcohol

(DPTRUSE_2)

UDTRAVWALCO Len : 2 USED ALC TO GET OVER/AVOID TRN WITHDRAWAL IN PST 12 MOS

	Freq	Pct
1 = Yes.....	28	0.05
2 = No.....	59	0.10
83 = DID NOT USE TRANQUILIZERS PST 12 MOS Log assn	234	0.40
85 = BAD DATA LOGICALLY ASSIGNED.....	7	0.01
91 = NEVER USED TRANQUILIZERS.....	48570	82.23
93 = DID NOT USE TRANQUILIZERS IN THE PAST 12 MOS.....	4301	7.28
97 = REFUSED	11	0.02
98 = BLANK (NO ANSWER)	307	0.52
99 = LEGITIMATE SKIP.....	5552	9.40

Something else

(DPTRUSE_3)

UDTRAVWOTHR Len : 2 USED SOMETHING ELSE TO GET OVR/AVD TRN WTHDRWAL PST 12 MOS

	Freq	Pct
1 = Yes.....	35	0.06
2 = No.....	52	0.09
83 = DID NOT USE TRANQUILIZERS PST 12 MOS Log assn	234	0.40
85 = BAD DATA LOGICALLY ASSIGNED.....	7	0.01
91 = NEVER USED TRANQUILIZERS.....	48570	82.23
93 = DID NOT USE TRANQUILIZERS IN THE PAST 12 MOS.....	4301	7.28
97 = REFUSED	11	0.02
98 = BLANK (NO ANSWER)	307	0.52
99 = LEGITIMATE SKIP.....	5552	9.40

Think about your use of prescription stimulants during the past 12 months as you answer these next questions.

During the past 12 months, did you spend a great deal of your time using any prescription stimulants, feeling their effects, or getting over the effects of any prescription stimulants?

(DPSTFEEL)

UDSTTIMEUSE Len : 2 SPENT GREAT DEAL OF TIME USING/FEEL EFF OF STM PST 12 MOS

	Freq	Pct
1 = Yes.....	726	1.23
2 = No.....	3993	6.76
83 = DID NOT USE STIMULANTS PST 12 MOS Log assn	116	0.20
85 = BAD DATA LOGICALLY ASSIGNED.....	13	0.02
91 = NEVER USED STIMULANTS.....	50757	85.93
93 = DID NOT USE STIMULANTS IN THE PAST 12 MOS.....	3123	5.29
94 = DON'T KNOW.....	48	0.08
97 = REFUSED	7	0.01
98 = BLANK (NO ANSWER)	286	0.48

During the past 12 months, did you spend a great deal of your time getting or trying to get any prescription stimulants?

(DPSTGET)

UDSTTIMEGET Len : 2 SPENT GREAT DEAL TIME TRY TO GET/GETTING STM IN PST 12 MOS

	Freq	Pct
1 = Yes.....	35	0.06
2 = No.....	3990	6.75
83 = DID NOT USE STIMULANTS PST 12 MOS Log assn	116	0.20
85 = BAD DATA LOGICALLY ASSIGNED.....	9	0.02
91 = NEVER USED STIMULANTS.....	50757	85.93
93 = DID NOT USE STIMULANTS IN THE PAST 12 MOS.....	3123	5.29
94 = DON'T KNOW.....	17	0.03
97 = REFUSED	5	0.01
98 = BLANK (NO ANSWER)	291	0.49
99 = LEGITIMATE SKIP.....	726	1.23

SUBSTANCE USE DISORDER

During the past 12 months, were there many times when you ended up using any prescription stimulants in larger amounts or for a longer time than you meant to?

(DPSTLRGR)

UDSTLRGAMTS

Len : 2 USE STM LARGER AMTS OR LONGER TIME THAN MEANT TO PST 12 MOS

	Freq	Pct
1 = Yes.....	200	0.34
2 = No.....	4556	7.71
83 = DID NOT USE STIMULANTS PST 12 MOS Log assn	116	0.20
85 = BAD DATA LOGICALLY ASSIGNED.....	13	0.02
91 = NEVER USED STIMULANTS.....	50757	85.93
93 = DID NOT USE STIMULANTS IN THE PAST 12 MOS.....	3123	5.29
94 = DON'T KNOW.....	13	0.02
97 = REFUSED.....	4	0.01
98 = BLANK (NO ANSWER).....	287	0.49

During the past 12 months, were there times when you wanted to use any prescription stimulants so badly that you couldn't think of anything else?

(DPSTBDLY)

UDSTWANTBAD

Len : 2 WANTED TO USE STM SO BADLY IN PAST 12 MOS

	Freq	Pct
1 = Yes.....	128	0.22
2 = No.....	4630	7.84
83 = DID NOT USE STIMULANTS PST 12 MOS Log assn	116	0.20
85 = BAD DATA LOGICALLY ASSIGNED.....	13	0.02
91 = NEVER USED STIMULANTS.....	50757	85.93
93 = DID NOT USE STIMULANTS IN THE PAST 12 MOS.....	3123	5.29
94 = DON'T KNOW.....	7	0.01
97 = REFUSED.....	8	0.01
98 = BLANK (NO ANSWER).....	287	0.49

During the past 12 months, were there times when you had a strong urge to use any prescription stimulants?

(DPSTURGE)

UDSTSTRURGE

Len : 2 STRONG URGE TO USE STM IN PAST 12 MOS

	Freq	Pct
1 = Yes.....	252	0.43
2 = No.....	4379	7.41
83 = DID NOT USE STIMULANTS PST 12 MOS Log assn	116	0.20
85 = BAD DATA LOGICALLY ASSIGNED.....	8	0.01
91 = NEVER USED STIMULANTS.....	50757	85.93
93 = DID NOT USE STIMULANTS IN THE PAST 12 MOS.....	3123	5.29
94 = DON'T KNOW.....	8	0.01
97 = REFUSED.....	6	0.01
98 = BLANK (NO ANSWER).....	292	0.49
99 = LEGITIMATE SKIP.....	128	0.22

Do you need to use a lot more of any prescription stimulants than you used to in order to get the feeling you want?

(DPSTMORE)

UDSTNEEDMOR

Len : 2 NEEDED A LOT MORE STM TO GET FEELING YOU WANT

	Freq	Pct
1 = Yes.....	211	0.36
2 = No.....	4539	7.68
83 = DID NOT USE STIMULANTS PST 12 MOS Log assn	116	0.20
85 = BAD DATA LOGICALLY ASSIGNED.....	13	0.02
91 = NEVER USED STIMULANTS.....	50757	85.93
93 = DID NOT USE STIMULANTS IN THE PAST 12 MOS.....	3123	5.29
94 = DON'T KNOW.....	17	0.03
97 = REFUSED.....	6	0.01
98 = BLANK (NO ANSWER).....	287	0.49

SUBSTANCE USE DISORDER

Does using the same amount of any prescription stimulants have much less effect on you than it used to?

(DPSTLESS)

UDSTLESSEFF

Len : 2 SAME AMT STM HAS LESS EFFECT THAN IT USED TO

	Freq	Pct
1 = Yes.....	266	0.45
2 = No.....	4247	7.19
83 = DID NOT USE STIMULANTS PST 12 MOS Log assn	116	0.20
85 = BAD DATA LOGICALLY ASSIGNED.....	8	0.01
91 = NEVER USED STIMULANTS.....	50757	85.93
93 = DID NOT USE STIMULANTS IN THE PAST 12 MOS.....	3123	5.29
94 = DON'T KNOW.....	42	0.07
97 = REFUSED	7	0.01
98 = BLANK (NO ANSWER)	292	0.49
99 = LEGITIMATE SKIP.....	211	0.36

During the past 12 months, did you try to cut down or try to stop using any prescription stimulants?

(DPSTSTOP)

UDSTTRYSTOP

Len : 2 TRY TO CUT DOWN/STOP STM USE IN PAST 12 MOS

	Freq	Pct
1 = Yes.....	632	1.07
2 = No.....	4091	6.93
83 = DID NOT USE STIMULANTS PST 12 MOS Log assn	116	0.20
85 = BAD DATA LOGICALLY ASSIGNED.....	13	0.02
91 = NEVER USED STIMULANTS.....	50757	85.93
93 = DID NOT USE STIMULANTS IN THE PAST 12 MOS.....	3123	5.29
94 = DON'T KNOW.....	31	0.05
97 = REFUSED	19	0.03
98 = BLANK (NO ANSWER)	287	0.49

Some people who use prescription stimulants try to cut down or stop but find they can't. Was there more than one time in the past 12 months when you tried but were unable to cut down or stop using any prescription stimulants?

(DPSTCANT)

UDSTNOTSTOP

Len : 2 UNABLE TO CUT/STOP STM USE MORE THAN ONE TIME PAST 12 MOS

	Freq	Pct
1 = Yes.....	118	0.20
2 = No.....	512	0.87
83 = DID NOT USE STIMULANTS PST 12 MOS Log assn	116	0.20
85 = BAD DATA LOGICALLY ASSIGNED.....	6	0.01
91 = NEVER USED STIMULANTS.....	50757	85.93
93 = DID NOT USE STIMULANTS IN THE PAST 12 MOS.....	3123	5.29
94 = DON'T KNOW.....	2	0.00
97 = REFUSED	19	0.03
98 = BLANK (NO ANSWER)	325	0.55
99 = LEGITIMATE SKIP.....	4091	6.93

In the past 12 months, did you often wish that you could cut down or stop using any prescription stimulants?

(DPSTWISH)

UDSTWSHSTOP

Len : 2 OFTEN WISH CUT DOWN OR STOP STM USE PAST 12 MOS

	Freq	Pct
1 = Yes.....	156	0.26
2 = No.....	3940	6.67
83 = DID NOT USE STIMULANTS PST 12 MOS Log assn	116	0.20
85 = BAD DATA LOGICALLY ASSIGNED.....	7	0.01
91 = NEVER USED STIMULANTS.....	50757	85.93
93 = DID NOT USE STIMULANTS IN THE PAST 12 MOS.....	3123	5.29
94 = DON'T KNOW.....	28	0.05
97 = REFUSED	17	0.03
98 = BLANK (NO ANSWER)	293	0.50
99 = LEGITIMATE SKIP.....	632	1.07

SUBSTANCE USE DISORDER

During the past 12 months, did you have any long-lasting or repeated physical health problems that were caused or made worse by using a prescription stimulant?

(DPSTPHYS)

UDSTHLTHPRB

Len : 2 ANY LONG-LASTING PHYS PRBS CAUSED/WORSND BY STM PST 12 MOS

	Freq	Pct
1 = Yes.....	154	0.26
2 = No.....	4594	7.78
83 = DID NOT USE STIMULANTS PST 12 MOS Log assn	116	0.20
85 = BAD DATA LOGICALLY ASSIGNED.....	13	0.02
91 = NEVER USED STIMULANTS.....	50757	85.93
93 = DID NOT USE STIMULANTS IN THE PAST 12 MOS.....	3123	5.29
94 = DON'T KNOW.....	17	0.03
97 = REFUSED.....	8	0.01
98 = BLANK (NO ANSWER).....	287	0.49

Did you continue to use any prescription stimulants even though they were causing long-lasting or repeated physical health problems or making your physical health problems worse?

(DPSTPCNT)

UDSTHLTHCTD

Len : 2 CONTD TO USE STM DESPITE STM CAUSE/WORSEN PHYS PRBS

	Freq	Pct
1 = Yes.....	97	0.16
2 = No.....	56	0.09
83 = DID NOT USE STIMULANTS PST 12 MOS Log assn	116	0.20
85 = BAD DATA LOGICALLY ASSIGNED.....	6	0.01
91 = NEVER USED STIMULANTS.....	50757	85.93
93 = DID NOT USE STIMULANTS IN THE PAST 12 MOS.....	3123	5.29
94 = DON'T KNOW.....	1	0.00
97 = REFUSED.....	8	0.01
98 = BLANK (NO ANSWER).....	311	0.53
99 = LEGITIMATE SKIP.....	4594	7.78

During the past 12 months, did you have any long-lasting or repeated problems with emotions or mental health that were caused or made worse by using a prescription stimulant?

(DPSTMNTL)

UDSTMNTLPRB

Len : 2 ANY EMOT/MNTL HLTH PRBS CAUSED/WORSND BY STM PAST 12 MOS

	Freq	Pct
1 = Yes.....	220	0.37
2 = No.....	4426	7.49
83 = DID NOT USE STIMULANTS PST 12 MOS Log assn	116	0.20
85 = BAD DATA LOGICALLY ASSIGNED.....	7	0.01
91 = NEVER USED STIMULANTS.....	50757	85.93
93 = DID NOT USE STIMULANTS IN THE PAST 12 MOS.....	3123	5.29
94 = DON'T KNOW.....	22	0.04
97 = REFUSED.....	8	0.01
98 = BLANK (NO ANSWER).....	293	0.50
99 = LEGITIMATE SKIP.....	97	0.16

Did you continue to use any prescription stimulants even though they were causing long-lasting or repeated problems with your emotions or mental health or making your emotions or mental health worse?

(DPSTMCNT)

UDSTMNTLCTD

Len : 2 CONTD STM USE DESPITE STM CSE/WRSN EMOT/MNTL HLTH PRBS

	Freq	Pct
1 = Yes.....	111	0.19
2 = No.....	106	0.18
83 = DID NOT USE STIMULANTS PST 12 MOS Log assn	116	0.20
91 = NEVER USED STIMULANTS.....	50757	85.93
93 = DID NOT USE STIMULANTS IN THE PAST 12 MOS.....	3123	5.29
97 = REFUSED.....	11	0.02
98 = BLANK (NO ANSWER).....	322	0.55
99 = LEGITIMATE SKIP.....	4523	7.66

SUBSTANCE USE DISORDER

This question is about important activities such as:

- Spending time with friends and family
- Attending special events at work or school
- Participating in hobbies and sports
- Attending religious services and events

During the past 12 months, did you give up or spend a lot less time doing any of these types of important activities because of your use of any prescription stimulants?

(DPSTACTV)

UDSTSTOPACT

Len : 2 LESS ACTIVITIES B/C OF STM USE PAST 12 MOS

	Freq	Pct
1 = Yes.....	131	0.22
2 = No.....	4626	7.83
83 = DID NOT USE STIMULANTS PST 12 MOS Log assn	116	0.20
85 = BAD DATA LOGICALLY ASSIGNED.....	13	0.02
91 = NEVER USED STIMULANTS.....	50757	85.93
93 = DID NOT USE STIMULANTS IN THE PAST 12 MOS.....	3123	5.29
94 = DON'T KNOW.....	9	0.02
97 = REFUSED	6	0.01
98 = BLANK (NO ANSWER)	288	0.49

Sometimes people who use prescription stimulants have serious problems at work, school, or home—such as:

- missing a lot of work or school
- getting demoted, having your hours cut, or losing a job
- not being able to get a job or keep a job
- getting suspended, expelled, or dropping out of school
- failing to take care of family

During the past 12 months, did you have any serious problems like these at work, school, or home because of your use of any prescription stimulants?

(DPSTSERI)

UDSTWORKPRB

Len : 2 STM CAUSE SERIOUS PRBS AT HOME/WORK/SCH PST 12 MOS

	Freq	Pct
1 = Yes.....	104	0.18
2 = No.....	4654	7.88
83 = DID NOT USE STIMULANTS PST 12 MOS Log assn	116	0.20
85 = BAD DATA LOGICALLY ASSIGNED.....	13	0.02
91 = NEVER USED STIMULANTS.....	50757	85.93
93 = DID NOT USE STIMULANTS IN THE PAST 12 MOS.....	3123	5.29
94 = DON'T KNOW.....	7	0.01
97 = REFUSED	6	0.01
98 = BLANK (NO ANSWER)	289	0.49

During the past 12 months, did you often have arguments or other problems with family or friends that were caused or made worse by your use of a prescription stimulant?

(DPSTARGU)

UDSTFMLYPRB

Len : 2 STM CAUSE ARGUMENTS/PROBS W/FAMILY/FRIENDS PST 12 MOS

	Freq	Pct
1 = Yes.....	152	0.26
2 = No.....	4598	7.78
83 = DID NOT USE STIMULANTS PST 12 MOS Log assn	116	0.20
85 = BAD DATA LOGICALLY ASSIGNED.....	13	0.02
91 = NEVER USED STIMULANTS.....	50757	85.93
93 = DID NOT USE STIMULANTS IN THE PAST 12 MOS.....	3123	5.29
94 = DON'T KNOW.....	15	0.03
97 = REFUSED	6	0.01
98 = BLANK (NO ANSWER)	289	0.49

SUBSTANCE USE DISORDER

Did you continue to use any prescription stimulants even though they often caused arguments or problems with family or friends?

(DPSTACNT)

UDSTFMLYCTD

Len : 2 CONTD STM DESPITE STM CAUSE ARGUMENTS W/FAM/FRNDS

	Freq	Pct
1 = Yes.....	105	0.18
2 = No.....	47	0.08
83 = DID NOT USE STIMULANTS PST 12 MOS Log assn	116	0.20
85 = BAD DATA LOGICALLY ASSIGNED.....	6	0.01
91 = NEVER USED STIMULANTS.....	50757	85.93
93 = DID NOT USE STIMULANTS IN THE PAST 12 MOS.....	3123	5.29
97 = REFUSED	6	0.01
98 = BLANK (NO ANSWER)	311	0.53
99 = LEGITIMATE SKIP.....	4598	7.78

During the past 12 months, did you repeatedly get into situations where using a prescription stimulant increased your chances of getting physically hurt?

(DPSTHURT)

UDSTGETHURT

Len : 2 STM INCREASED CHANCE GETTING HURT PST 12 MOS

	Freq	Pct
1 = Yes.....	65	0.11
2 = No.....	4692	7.94
83 = DID NOT USE STIMULANTS PST 12 MOS Log assn	116	0.20
85 = BAD DATA LOGICALLY ASSIGNED.....	13	0.02
91 = NEVER USED STIMULANTS.....	50757	85.93
93 = DID NOT USE STIMULANTS IN THE PAST 12 MOS.....	3123	5.29
94 = DON'T KNOW	8	0.01
97 = REFUSED	6	0.01
98 = BLANK (NO ANSWER)	289	0.49

People may experience withdrawal symptoms when they use less or stop using prescription stimulants.

During the past 12 months, have you felt kind of blue or down after you used less or stopped using any prescription stimulants for a while?

(DPSTBLUE)

UDSTWDFLBLU

Len : 2 FELT BLUE OR DOWN AFTER USING LESS OR STOPPING STM

	Freq	Pct
1 = Yes.....	463	0.78
2 = No.....	4280	7.25
83 = DID NOT USE STIMULANTS PST 12 MOS Log assn	116	0.20
85 = BAD DATA LOGICALLY ASSIGNED.....	13	0.02
91 = NEVER USED STIMULANTS.....	50757	85.93
93 = DID NOT USE STIMULANTS IN THE PAST 12 MOS.....	3123	5.29
94 = DON'T KNOW	18	0.03
97 = REFUSED	10	0.02
98 = BLANK (NO ANSWER)	289	0.49

During the past 12 months, did you have the following withdrawal symptoms after you used less or stopped using prescription stimulants for a while?

Feeling tired or exhausted

(DPSTWD_1)

UDSTWDTIRED

Len : 2 FEELING TIRED/EXHAUSTED - STM WITHDRAWAL SYMPTOM PST 12 MOS

	Freq	Pct
1 = Yes.....	397	0.67
2 = No.....	64	0.11
83 = DID NOT USE STIMULANTS PST 12 MOS Log assn	116	0.20
85 = BAD DATA LOGICALLY ASSIGNED.....	6	0.01
91 = NEVER USED STIMULANTS.....	50757	85.93
93 = DID NOT USE STIMULANTS IN THE PAST 12 MOS.....	3123	5.29
94 = DON'T KNOW	1	0.00
97 = REFUSED	10	0.02
98 = BLANK (NO ANSWER)	315	0.53
99 = LEGITIMATE SKIP.....	4280	7.25

SUBSTANCE USE DISORDER

Having bad dreams

(DPSTWD_2)

UDSTWDDREAM Len : 2 HAVING BAD DREAMS - STM WITHDRAWAL SYMPTOM PST 12 MOS

	Freq	Pct
1 = Yes.....	149	0.25
2 = No.....	310	0.52
83 = DID NOT USE STIMULANTS PST 12 MOS Log assn	116	0.20
85 = BAD DATA LOGICALLY ASSIGNED.....	6	0.01
91 = NEVER USED STIMULANTS.....	50757	85.93
93 = DID NOT USE STIMULANTS IN THE PAST 12 MOS.....	3123	5.29
94 = DON'T KNOW.....	2	0.00
97 = REFUSED.....	11	0.02
98 = BLANK (NO ANSWER).....	315	0.53
99 = LEGITIMATE SKIP.....	4280	7.25

Having trouble sleeping or sleeping more than you normally do

(DPSTWD_3)

UDSTWDSLEEP Len : 2 TROUBLE/MORE SLEEPING - STM WITHDRAWAL SYMPTOM PST 12 MOS

	Freq	Pct
1 = Yes.....	332	0.56
2 = No.....	128	0.22
83 = DID NOT USE STIMULANTS PST 12 MOS Log assn	116	0.20
85 = BAD DATA LOGICALLY ASSIGNED.....	6	0.01
91 = NEVER USED STIMULANTS.....	50757	85.93
93 = DID NOT USE STIMULANTS IN THE PAST 12 MOS.....	3123	5.29
94 = DON'T KNOW.....	2	0.00
97 = REFUSED.....	10	0.02
98 = BLANK (NO ANSWER).....	315	0.53
99 = LEGITIMATE SKIP.....	4280	7.25

Feeling hungry more often

(DPSTWD_4)

UDSTWDHNGRY Len : 2 FEELING HUNGRY - STM WITHDRAWAL SYMPTOM PST 12 MOS

	Freq	Pct
1 = Yes.....	261	0.44
2 = No.....	199	0.34
83 = DID NOT USE STIMULANTS PST 12 MOS Log assn	116	0.20
85 = BAD DATA LOGICALLY ASSIGNED.....	6	0.01
91 = NEVER USED STIMULANTS.....	50757	85.93
93 = DID NOT USE STIMULANTS IN THE PAST 12 MOS.....	3123	5.29
94 = DON'T KNOW.....	2	0.00
97 = REFUSED.....	10	0.02
98 = BLANK (NO ANSWER).....	315	0.53
99 = LEGITIMATE SKIP.....	4280	7.25

Feeling either very slowed down or like you couldn't sit still

(DPSTWD_5)

UDSTWDSITST Len : 2 FEELING SLOWED DOWN/ - STM W/DRAWL SYMPTOM PST 12 MOS

	Freq	Pct
1 = Yes.....	330	0.56
2 = No.....	131	0.22
83 = DID NOT USE STIMULANTS PST 12 MOS Log assn	116	0.20
85 = BAD DATA LOGICALLY ASSIGNED.....	6	0.01
91 = NEVER USED STIMULANTS.....	50757	85.93
93 = DID NOT USE STIMULANTS IN THE PAST 12 MOS.....	3123	5.29
94 = DON'T KNOW.....	1	0.00
97 = REFUSED.....	10	0.02
98 = BLANK (NO ANSWER).....	315	0.53
99 = LEGITIMATE SKIP.....	4280	7.25

SUBSTANCE USE DISORDER

During the past 12 months, did you use any prescription stimulants or other drugs to get over or avoid having prescription stimulant withdrawal symptoms?

(DPSTOVER)

UDSTAVOIDWD

Len : 2 USE STM TO GET OVER/AVOID STM WITHDRAWAL IN PST 12 MOS

	Freq	Pct
1 = Yes.....	124	0.21
2 = No.....	4623	7.83
83 = DID NOT USE STIMULANTS PST 12 MOS Log assn	116	0.20
85 = BAD DATA LOGICALLY ASSIGNED.....	13	0.02
91 = NEVER USED STIMULANTS.....	50757	85.93
93 = DID NOT USE STIMULANTS IN THE PAST 12 MOS.....	3123	5.29
94 = DON'T KNOW.....	14	0.02
97 = REFUSED.....	9	0.02
98 = BLANK (NO ANSWER).....	290	0.49

Which of the following did you use to get over or avoid having prescription stimulant withdrawal symptoms during the past 12 months?

Prescription stimulants or uppers

(DPSTUSE_1)

UDSTAVWSTIM

Len : 2 USED STM TO GET OVER/AVOID STM WITHDRAWAL IN PST 12 MOS

	Freq	Pct
1 = Yes.....	75	0.13
2 = No.....	48	0.08
83 = DID NOT USE STIMULANTS PST 12 MOS Log assn	116	0.20
85 = BAD DATA LOGICALLY ASSIGNED.....	5	0.01
91 = NEVER USED STIMULANTS.....	50757	85.93
93 = DID NOT USE STIMULANTS IN THE PAST 12 MOS.....	3123	5.29
94 = DON'T KNOW.....	1	0.00
97 = REFUSED.....	9	0.02
98 = BLANK (NO ANSWER).....	312	0.53
99 = LEGITIMATE SKIP.....	4623	7.83

Cocaine or crack

(DPSTUSE_2)

UDSTAVWCOCN

Len : 2 USED COC/CRK TO GET OVER/AVOID STM WITHDRAWAL IN PST 12 MOS

	Freq	Pct
1 = Yes.....	26	0.04
2 = No.....	97	0.16
83 = DID NOT USE STIMULANTS PST 12 MOS Log assn	116	0.20
85 = BAD DATA LOGICALLY ASSIGNED.....	5	0.01
91 = NEVER USED STIMULANTS.....	50757	85.93
93 = DID NOT USE STIMULANTS IN THE PAST 12 MOS.....	3123	5.29
94 = DON'T KNOW.....	1	0.00
97 = REFUSED.....	9	0.02
98 = BLANK (NO ANSWER).....	312	0.53
99 = LEGITIMATE SKIP.....	4623	7.83

Methamphetamine

(DPSTUSE_3)

UDSTAVWMETH

Len : 2 USED METH TO GET OVER/AVOID STM WITHDRAWAL IN PST 12 MOS

	Freq	Pct
1 = Yes.....	28	0.05
2 = No.....	95	0.16
83 = DID NOT USE STIMULANTS PST 12 MOS Log assn	116	0.20
85 = BAD DATA LOGICALLY ASSIGNED.....	5	0.01
91 = NEVER USED STIMULANTS.....	50757	85.93
93 = DID NOT USE STIMULANTS IN THE PAST 12 MOS.....	3123	5.29
94 = DON'T KNOW.....	1	0.00
97 = REFUSED.....	9	0.02
98 = BLANK (NO ANSWER).....	312	0.53
99 = LEGITIMATE SKIP.....	4623	7.83

SUBSTANCE USE DISORDER

Something else

(DPSTUSE_4)

UDSTAVWOTHR Len : 2 USED SOMETHING ELSE TO GET OVR/AVD STM WITHDRAWAL PST 12 MOS

	Freq	Pct
1 = Yes.....	47	0.08
2 = No.....	74	0.13
83 = DID NOT USE STIMULANTS PST 12 MOS Log assn.....	116	0.20
85 = BAD DATA LOGICALLY ASSIGNED.....	5	0.01
91 = NEVER USED STIMULANTS.....	50757	85.93
93 = DID NOT USE STIMULANTS IN THE PAST 12 MOS.....	3123	5.29
94 = DON'T KNOW.....	3	0.01
97 = REFUSED.....	9	0.02
98 = BLANK (NO ANSWER).....	312	0.53
99 = LEGITIMATE SKIP.....	4623	7.83

Think about your use of prescription sedatives during the past 12 months as you answer these next questions.

During the past 12 months, did you spend a great deal of your time using any prescription sedatives, feeling their effects, or getting over the effects of any prescription sedatives?

(DPSVFEEL)

UDSVTIMEUSE Len : 2 SPENT GREAT DEAL OF TIME USING/FEEL EFF OF SED PST 12 MOS

	Freq	Pct
1 = Yes.....	126	0.21
2 = No.....	2288	3.87
83 = DID NOT USE SEDATIVES PST 12 MOS Log assn.....	174	0.29
85 = BAD DATA LOGICALLY ASSIGNED.....	17	0.03
91 = NEVER USED SEDATIVES.....	53028	89.77
93 = DID NOT USE SEDATIVES IN THE PAST 12 MOS.....	3090	5.23
94 = DON'T KNOW.....	14	0.02
97 = REFUSED.....	5	0.01
98 = BLANK (NO ANSWER).....	327	0.55

During the past 12 months, did you spend a great deal of your time getting or trying to get any prescription sedatives?

(DPSVGET)

UDSVTIMEGET Len : 2 SPENT GREAT DEAL TIME TRY TO GET/GETTING SED IN PST 12 MOS

	Freq	Pct
1 = Yes.....	9	0.02
2 = No.....	2287	3.87
83 = DID NOT USE SEDATIVES PST 12 MOS Log assn.....	174	0.29
85 = BAD DATA LOGICALLY ASSIGNED.....	11	0.02
91 = NEVER USED SEDATIVES.....	53028	89.77
93 = DID NOT USE SEDATIVES IN THE PAST 12 MOS.....	3090	5.23
94 = DON'T KNOW.....	7	0.01
97 = REFUSED.....	4	0.01
98 = BLANK (NO ANSWER).....	333	0.56
99 = LEGITIMATE SKIP.....	126	0.21

During the past 12 months, were there many times when you ended up using any prescription sedatives in larger amounts or for a longer time than you meant to?

(DPSVLRGR)

UDSVLRGAMTS Len : 2 USED SED LARGER AMTS OR LONGER TIME THAN MEANT TO PST 12 MOS

	Freq	Pct
1 = Yes.....	59	0.10
2 = No.....	2363	4.00
83 = DID NOT USE SEDATIVES PST 12 MOS Log assn.....	174	0.29
85 = BAD DATA LOGICALLY ASSIGNED.....	17	0.03
91 = NEVER USED SEDATIVES.....	53028	89.77
93 = DID NOT USE SEDATIVES IN THE PAST 12 MOS.....	3090	5.23
94 = DON'T KNOW.....	7	0.01
97 = REFUSED.....	4	0.01
98 = BLANK (NO ANSWER).....	327	0.55

SUBSTANCE USE DISORDER

During the past 12 months, were there times when you wanted to use any prescription sedatives so badly that you couldn't think of anything else?

(DPSVBDLY)

UDSVWANTBAD Len : 2 WANTED TO USE SED SO BADLY IN PAST 12 MOS

	Freq	Pct
1 = Yes.....	50	0.08
2 = No.....	2372	4.02
83 = DID NOT USE SEDATIVES PST 12 MOS Log assn.....	174	0.29
85 = BAD DATA LOGICALLY ASSIGNED.....	17	0.03
91 = NEVER USED SEDATIVES.....	53028	89.77
93 = DID NOT USE SEDATIVES IN THE PAST 12 MOS.....	3090	5.23
94 = DON'T KNOW.....	9	0.02
97 = REFUSED.....	2	0.00
98 = BLANK (NO ANSWER).....	327	0.55

During the past 12 months, were there times when you had a strong urge to use any prescription sedatives?

(DPSVURGE)

UDSVSTRURGE Len : 2 STRONG URGE TO USE SED IN PAST 12 MOS

	Freq	Pct
1 = Yes.....	82	0.14
2 = No.....	2289	3.88
83 = DID NOT USE SEDATIVES PST 12 MOS Log assn.....	174	0.29
85 = BAD DATA LOGICALLY ASSIGNED.....	11	0.02
91 = NEVER USED SEDATIVES.....	53028	89.77
93 = DID NOT USE SEDATIVES IN THE PAST 12 MOS.....	3090	5.23
94 = DON'T KNOW.....	9	0.02
97 = REFUSED.....	3	0.01
98 = BLANK (NO ANSWER).....	333	0.56
99 = LEGITIMATE SKIP.....	50	0.08

Do you need to use a lot more of any prescription sedatives than you used to in order to get the feeling you want?

(DPSVMORE)

UDSVNEEDMOR Len : 2 NEEDED A LOT MORE SED TO GET FEELING YOU WANT

	Freq	Pct
1 = Yes.....	65	0.11
2 = No.....	2358	3.99
83 = DID NOT USE SEDATIVES PST 12 MOS Log assn.....	174	0.29
85 = BAD DATA LOGICALLY ASSIGNED.....	17	0.03
91 = NEVER USED SEDATIVES.....	53028	89.77
93 = DID NOT USE SEDATIVES IN THE PAST 12 MOS.....	3090	5.23
94 = DON'T KNOW.....	7	0.01
97 = REFUSED.....	3	0.01
98 = BLANK (NO ANSWER).....	327	0.55

Does using the same amount of any prescription sedatives have much less effect on you than it used to?

(DPSVLESS)

UDSVLESSEFF Len : 2 SAME AMT SED HAS LESS EFFECT THAN IT USED TO

	Freq	Pct
1 = Yes.....	96	0.16
2 = No.....	2251	3.81
83 = DID NOT USE SEDATIVES PST 12 MOS Log assn.....	174	0.29
85 = BAD DATA LOGICALLY ASSIGNED.....	10	0.02
91 = NEVER USED SEDATIVES.....	53028	89.77
93 = DID NOT USE SEDATIVES IN THE PAST 12 MOS.....	3090	5.23
94 = DON'T KNOW.....	16	0.03
97 = REFUSED.....	5	0.01
98 = BLANK (NO ANSWER).....	334	0.57
99 = LEGITIMATE SKIP.....	65	0.11

SUBSTANCE USE DISORDER

During the past 12 months, did you try to cut down or try to stop using any prescription sedatives?

(DPSVSTOP)

UDSVTRYSTOP

Len : 2 TRY TO CUT DOWN/STOP SED USE IN PAST 12 MOS

	Freq	Pct
1 = Yes.....	301	0.51
2 = No.....	2113	3.58
83 = DID NOT USE SEDATIVES PST 12 MOS Log assn.....	174	0.29
85 = BAD DATA LOGICALLY ASSIGNED.....	17	0.03
91 = NEVER USED SEDATIVES.....	53028	89.77
93 = DID NOT USE SEDATIVES IN THE PAST 12 MOS.....	3090	5.23
94 = DON'T KNOW.....	13	0.02
97 = REFUSED.....	6	0.01
98 = BLANK (NO ANSWER).....	327	0.55

Some people who use prescription sedatives try to cut down or stop but find they can't. Was there more than one time in the past 12 months when you tried but were unable to cut down or stop using any prescription sedatives?

(DPSVCANT)

UDSVNOTSTOP

Len : 2 UNABLE TO CUT/STOP SED MORE THAN ONE TIME PAST 12 MOS

	Freq	Pct
1 = Yes.....	41	0.07
2 = No.....	258	0.44
83 = DID NOT USE SEDATIVES PST 12 MOS Log assn.....	174	0.29
85 = BAD DATA LOGICALLY ASSIGNED.....	7	0.01
91 = NEVER USED SEDATIVES.....	53028	89.77
93 = DID NOT USE SEDATIVES IN THE PAST 12 MOS.....	3090	5.23
94 = DON'T KNOW.....	2	0.00
97 = REFUSED.....	6	0.01
98 = BLANK (NO ANSWER).....	350	0.59
99 = LEGITIMATE SKIP.....	2113	3.58

In the past 12 months, did you often wish that you could cut down or stop using any prescription sedatives?

(DPSVWISH)

UDSVWSHSTOP

Len : 2 OFTEN WISH CUT DOWN OR STOP SED USE PAST 12 MOS

	Freq	Pct
1 = Yes.....	129	0.22
2 = No.....	1981	3.35
83 = DID NOT USE SEDATIVES PST 12 MOS Log assn.....	174	0.29
85 = BAD DATA LOGICALLY ASSIGNED.....	10	0.02
91 = NEVER USED SEDATIVES.....	53028	89.77
93 = DID NOT USE SEDATIVES IN THE PAST 12 MOS.....	3090	5.23
94 = DON'T KNOW.....	15	0.03
97 = REFUSED.....	7	0.01
98 = BLANK (NO ANSWER).....	334	0.57
99 = LEGITIMATE SKIP.....	301	0.51

During the past 12 months, did you have any long-lasting or repeated physical health problems that were caused or made worse by using a prescription sedative?

(DPSVPHYS)

UDSVHLTHPRB

Len : 2 ANY LONG-LASTING PHYS PRBS CAUSED/WORSND BY SED PST 12 MO

	Freq	Pct
1 = Yes.....	40	0.07
2 = No.....	2376	4.02
83 = DID NOT USE SEDATIVES PST 12 MOS Log assn.....	174	0.29
85 = BAD DATA LOGICALLY ASSIGNED.....	17	0.03
91 = NEVER USED SEDATIVES.....	53028	89.77
93 = DID NOT USE SEDATIVES IN THE PAST 12 MOS.....	3090	5.23
94 = DON'T KNOW.....	14	0.02
97 = REFUSED.....	3	0.01
98 = BLANK (NO ANSWER).....	327	0.55

SUBSTANCE USE DISORDER

Did you continue to use any prescription sedatives even though they were causing long-lasting or repeated physical health problems or making your physical health problems worse?

(DPSVPCNT)

UDSVHLTHCTD

Len : 2 CONTD TO USE SED DESPITE SED CAUSE/WORSEN PHYS PRBS

	Freq	Pct
1 = Yes.....	18	0.03
2 = No.....	22	0.04
83 = DID NOT USE SEDATIVES PST 12 MOS Log assn.....	174	0.29
85 = BAD DATA LOGICALLY ASSIGNED.....	7	0.01
91 = NEVER USED SEDATIVES	53028	89.77
93 = DID NOT USE SEDATIVES IN THE PAST 12 MOS	3090	5.23
97 = REFUSED	3	0.01
98 = BLANK (NO ANSWER)	351	0.59
99 = LEGITIMATE SKIP.....	2376	4.02

During the past 12 months, did you have any long-lasting or repeated problems with emotions or mental health that were caused or made worse by using a prescription sedative?

(DPSVMNTL)

UDSVMNTLPRB

Len : 2 ANY EMOT/MNTL HLTH PRBS CAUSED/WORSND BY SED PAST 12 MOS

	Freq	Pct
1 = Yes.....	53	0.09
2 = No.....	2347	3.97
83 = DID NOT USE SEDATIVES PST 12 MOS Log assn.....	174	0.29
85 = BAD DATA LOGICALLY ASSIGNED.....	12	0.02
91 = NEVER USED SEDATIVES	53028	89.77
93 = DID NOT USE SEDATIVES IN THE PAST 12 MOS	3090	5.23
94 = DON'T KNOW.....	11	0.02
97 = REFUSED	4	0.01
98 = BLANK (NO ANSWER)	332	0.56
99 = LEGITIMATE SKIP.....	18	0.03

Did you continue to use any prescription sedatives even though they were causing long-lasting or repeated problems with your emotions or mental health or making your emotions or mental health worse?

(DPSVMCNT)

UDSVMNTLCTD

Len : 2 CONTD SED USE DESPITE SED CSE/WRSN EMOT/MNTL HLTH PRBS

	Freq	Pct
1 = Yes.....	24	0.04
2 = No.....	29	0.05
83 = DID NOT USE SEDATIVES PST 12 MOS Log assn.....	174	0.29
85 = BAD DATA LOGICALLY ASSIGNED.....	1	0.00
91 = NEVER USED SEDATIVES	53028	89.77
93 = DID NOT USE SEDATIVES IN THE PAST 12 MOS	3090	5.23
97 = REFUSED	4	0.01
98 = BLANK (NO ANSWER)	354	0.60
99 = LEGITIMATE SKIP.....	2365	4.00

SUBSTANCE USE DISORDER

This question is about important activities such as:

- Spending time with friends and family
- Attending special events at work or school
- Participating in hobbies and sports
- Attending religious services and events

During the past 12 months, did you give up or spend a lot less time doing any of these types of important activities because of your use of any prescription sedatives?

(DPSVACTV)

UDSVSTOPACT

Len : 2 LESS ACTIVITIES B/C OF SED USE PAST 12 MOS

	Freq	Pct
1 = Yes.....	64	0.11
2 = No.....	2354	3.99
83 = DID NOT USE SEDATIVES PST 12 MOS Log assn.....	174	0.29
85 = BAD DATA LOGICALLY ASSIGNED.....	17	0.03
91 = NEVER USED SEDATIVES.....	53028	89.77
93 = DID NOT USE SEDATIVES IN THE PAST 12 MOS.....	3090	5.23
94 = DON'T KNOW.....	8	0.01
97 = REFUSED.....	7	0.01
98 = BLANK (NO ANSWER).....	327	0.55

Sometimes people who use prescription sedatives have serious problems at work, school, or home—such as:

- missing a lot of work or school
- getting demoted, having your hours cut, or losing a job
- not being able to get a job or keep a job
- getting suspended, expelled, or dropping out of school
- failing to take care of family

During the past 12 months, did you have any serious problems like these at work, school, or home because of your use of any prescription sedatives?

(DPSVSERI)

UDSVWORKPRB

Len : 2 SED CAUSE SERIOUS PRBS AT HOME/WORK/SCH PST 12 MOS

	Freq	Pct
1 = Yes.....	47	0.08
2 = No.....	2371	4.01
83 = DID NOT USE SEDATIVES PST 12 MOS Log assn.....	174	0.29
85 = BAD DATA LOGICALLY ASSIGNED.....	17	0.03
91 = NEVER USED SEDATIVES.....	53028	89.77
93 = DID NOT USE SEDATIVES IN THE PAST 12 MOS.....	3090	5.23
94 = DON'T KNOW.....	7	0.01
97 = REFUSED.....	8	0.01
98 = BLANK (NO ANSWER).....	327	0.55

During the past 12 months, did you often have arguments or other problems with family or friends that were caused or made worse by your use of a prescription sedative?

(DPSVARGU)

UDSVFMLYPRB

Len : 2 SED CAUSE ARGUMENTS/PROBS W/FAMILY/FRIENDS PST 12 MOS

	Freq	Pct
1 = Yes.....	41	0.07
2 = No.....	2377	4.02
83 = DID NOT USE SEDATIVES PST 12 MOS Log assn.....	174	0.29
85 = BAD DATA LOGICALLY ASSIGNED.....	17	0.03
91 = NEVER USED SEDATIVES.....	53028	89.77
93 = DID NOT USE SEDATIVES IN THE PAST 12 MOS.....	3090	5.23
94 = DON'T KNOW.....	9	0.02
97 = REFUSED.....	6	0.01
98 = BLANK (NO ANSWER).....	327	0.55

SUBSTANCE USE DISORDER

Did you continue to use any prescription sedatives even though they often caused arguments or problems with family or friends?

(DPSVACNT)

UDSVFMLYCTD Len : 2 CONTD SED DESPITE SED CAUSE ARGUMENTS W/FAM/FRNDS

	Freq	Pct
1 = Yes.....	32	0.05
2 = No.....	9	0.02
83 = DID NOT USE SEDATIVES PST 12 MOS Log assn.....	174	0.29
85 = BAD DATA LOGICALLY ASSIGNED.....	6	0.01
91 = NEVER USED SEDATIVES.....	53028	89.77
93 = DID NOT USE SEDATIVES IN THE PAST 12 MOS.....	3090	5.23
97 = REFUSED.....	6	0.01
98 = BLANK (NO ANSWER).....	347	0.59
99 = LEGITIMATE SKIP.....	2377	4.02

During the past 12 months, did you repeatedly get into situations where using a prescription sedative increased your chances of getting physically hurt?

(DPSVHURT)

UDSVGETHURT Len : 2 SED INCREASED CHANCE GETTING HURT PST 12 MOS

	Freq	Pct
1 = Yes.....	44	0.07
2 = No.....	2372	4.02
83 = DID NOT USE SEDATIVES PST 12 MOS Log assn.....	174	0.29
85 = BAD DATA LOGICALLY ASSIGNED.....	17	0.03
91 = NEVER USED SEDATIVES.....	53028	89.77
93 = DID NOT USE SEDATIVES IN THE PAST 12 MOS.....	3090	5.23
94 = DON'T KNOW.....	8	0.01
97 = REFUSED.....	8	0.01
98 = BLANK (NO ANSWER).....	328	0.56

People may experience withdrawal symptoms when they use less or stop using prescription sedatives.

During the past 12 months, did you have the following withdrawal symptoms after you used less or stopped using any prescription sedatives for a while?

Sweating or feeling that your heart was beating fast

(DPSVWD_1)

UDSVWDSWEAT Len : 2 SWEATY/FAST HEARTBEAT - SED WITHDRAWAL SYMPTOM PST 12 MOS

	Freq	Pct
1 = Yes.....	106	0.18
2 = No.....	2309	3.91
83 = DID NOT USE SEDATIVES PST 12 MOS Log assn.....	174	0.29
85 = BAD DATA LOGICALLY ASSIGNED.....	17	0.03
91 = NEVER USED SEDATIVES.....	53028	89.77
93 = DID NOT USE SEDATIVES IN THE PAST 12 MOS.....	3090	5.23
94 = DON'T KNOW.....	11	0.02
97 = REFUSED.....	6	0.01
98 = BLANK (NO ANSWER).....	328	0.56

Having your hands tremble

(DPSVWD_2)

UDSVWDTRMBL Len : 2 HANDS TREMBLE - SED WITHDRAWAL SYMPTOM PST 12 MOS

	Freq	Pct
1 = Yes.....	93	0.16
2 = No.....	2324	3.93
83 = DID NOT USE SEDATIVES PST 12 MOS Log assn.....	174	0.29
85 = BAD DATA LOGICALLY ASSIGNED.....	17	0.03
91 = NEVER USED SEDATIVES.....	53028	89.77
93 = DID NOT USE SEDATIVES IN THE PAST 12 MOS.....	3090	5.23
94 = DON'T KNOW.....	10	0.02
97 = REFUSED.....	5	0.01
98 = BLANK (NO ANSWER).....	328	0.56

SUBSTANCE USE DISORDER

Having trouble sleeping

(DPSVWD_3)

UDSVWDSLEEP

Len : 2 TROUBLE SLEEPING - SED WITHDRAWAL SYMPTOM PST 12 MOS

	Freq	Pct
1 = Yes.....	381	0.65
2 = No.....	2035	3.45
83 = DID NOT USE SEDATIVES PST 12 MOS Log assn.....	174	0.29
85 = BAD DATA LOGICALLY ASSIGNED.....	17	0.03
91 = NEVER USED SEDATIVES.....	53028	89.77
93 = DID NOT USE SEDATIVES IN THE PAST 12 MOS.....	3090	5.23
94 = DON'T KNOW.....	11	0.02
97 = REFUSED.....	5	0.01
98 = BLANK (NO ANSWER).....	328	0.56

Vomiting or having an upset stomach

(DPSVWD_4)

UDSVWDVOMIT

Len : 2 VOMITING/UPSET STOMACH - SED WITHDRAWAL SYMPTOM PST 12 MOS

	Freq	Pct
1 = Yes.....	94	0.16
2 = No.....	2320	3.93
83 = DID NOT USE SEDATIVES PST 12 MOS Log assn.....	174	0.29
85 = BAD DATA LOGICALLY ASSIGNED.....	17	0.03
91 = NEVER USED SEDATIVES.....	53028	89.77
93 = DID NOT USE SEDATIVES IN THE PAST 12 MOS.....	3090	5.23
94 = DON'T KNOW.....	12	0.02
97 = REFUSED.....	6	0.01
98 = BLANK (NO ANSWER).....	328	0.56

Seeing, hearing, or feeling things that weren't really there

(DPSVWD_5)

UDSVWDHALUC

Len : 2 SEE/HEAR/FEEL THINGS - SED WITHDRAWAL SYMPTOM PST 12 MOS

	Freq	Pct
1 = Yes.....	83	0.14
2 = No.....	2333	3.95
83 = DID NOT USE SEDATIVES PST 12 MOS Log assn.....	174	0.29
85 = BAD DATA LOGICALLY ASSIGNED.....	17	0.03
91 = NEVER USED SEDATIVES.....	53028	89.77
93 = DID NOT USE SEDATIVES IN THE PAST 12 MOS.....	3090	5.23
94 = DON'T KNOW.....	10	0.02
97 = REFUSED.....	6	0.01
98 = BLANK (NO ANSWER).....	328	0.56

Feeling like you couldn't sit still

(DPSVWD_6)

UDSVWDSITST

Len : 2 COULDN'T SIT STILL - SED WITHDRAWAL SYMPTOM PST 12 MOS

	Freq	Pct
1 = Yes.....	148	0.25
2 = No.....	2269	3.84
83 = DID NOT USE SEDATIVES PST 12 MOS Log assn.....	174	0.29
85 = BAD DATA LOGICALLY ASSIGNED.....	17	0.03
91 = NEVER USED SEDATIVES.....	53028	89.77
93 = DID NOT USE SEDATIVES IN THE PAST 12 MOS.....	3090	5.23
94 = DON'T KNOW.....	9	0.02
97 = REFUSED.....	6	0.01
98 = BLANK (NO ANSWER).....	328	0.56

SUBSTANCE USE DISORDER

Feeling anxious

(DPSVWD_7)

UDSVWDFLANX

Len : 2 FEELING ANXIOUS - SED WITHDRAWAL SYMPTOM PST 12 MOS

	Freq	Pct
1 = Yes.....	249	0.42
2 = No.....	2167	3.67
83 = DID NOT USE SEDATIVES PST 12 MOS Log assn.....	174	0.29
85 = BAD DATA LOGICALLY ASSIGNED.....	17	0.03
91 = NEVER USED SEDATIVES.....	53028	89.77
93 = DID NOT USE SEDATIVES IN THE PAST 12 MOS.....	3090	5.23
94 = DON'T KNOW.....	10	0.02
97 = REFUSED.....	6	0.01
98 = BLANK (NO ANSWER).....	328	0.56

During the past 12 months, did you use any prescription sedatives or other drugs to get over or avoid having prescription sedative withdrawal symptoms?

(DPSVOVER)

UDSVAVOIDWD

Len : 2 USE SED TO GET OVER/AVOID SED WITHDRAWAL IN PST 12 MOS

	Freq	Pct
1 = Yes.....	36	0.06
2 = No.....	2384	4.04
83 = DID NOT USE SEDATIVES PST 12 MOS Log assn.....	174	0.29
85 = BAD DATA LOGICALLY ASSIGNED.....	17	0.03
91 = NEVER USED SEDATIVES.....	53028	89.77
93 = DID NOT USE SEDATIVES IN THE PAST 12 MOS.....	3090	5.23
94 = DON'T KNOW.....	8	0.01
97 = REFUSED.....	4	0.01
98 = BLANK (NO ANSWER).....	328	0.56

Which of the following did you use to get over or avoid having prescription sedative withdrawal symptoms during the past 12 months?

Prescription sedatives, tranquilizers, sleeping pills, or downers

(DPSVUSE_1)

UDSVAVWSVTR

Len : 2 USED SED/TR TO GET OVER/AVOID SED WITHDRWL IN PST 12 MOS

	Freq	Pct
1 = Yes.....	19	0.03
2 = No.....	16	0.03
83 = DID NOT USE SEDATIVES PST 12 MOS Log assn.....	174	0.29
85 = BAD DATA LOGICALLY ASSIGNED.....	5	0.01
91 = NEVER USED SEDATIVES.....	53028	89.77
93 = DID NOT USE SEDATIVES IN THE PAST 12 MOS.....	3090	5.23
97 = REFUSED.....	4	0.01
98 = BLANK (NO ANSWER).....	349	0.59
99 = LEGITIMATE SKIP.....	2384	4.04

Alcohol

(DPSVUSE_2)

UDSVAVWALCO

Len : 2 USED ALC TO GET OVER/AVOID SED WITHDRAWAL IN PST 12 MOS

	Freq	Pct
1 = Yes.....	15	0.03
2 = No.....	20	0.03
83 = DID NOT USE SEDATIVES PST 12 MOS Log assn.....	174	0.29
85 = BAD DATA LOGICALLY ASSIGNED.....	5	0.01
91 = NEVER USED SEDATIVES.....	53028	89.77
93 = DID NOT USE SEDATIVES IN THE PAST 12 MOS.....	3090	5.23
97 = REFUSED.....	4	0.01
98 = BLANK (NO ANSWER).....	349	0.59
99 = LEGITIMATE SKIP.....	2384	4.04

SUBSTANCE USE DISORDER

Something else

(DPSVUSE_3)

UDSVAVWOTH Len : 2 USED SOMETHING ELSE TO GET OVR/AVD SED WITHDRAWAL PST 12 MOS

	Freq	Pct
1 = Yes.....	12	0.02
2 = No.....	23	0.04
83 = DID NOT USE SEDATIVES PST 12 MOS Log assn.....	174	0.29
85 = BAD DATA LOGICALLY ASSIGNED.....	5	0.01
91 = NEVER USED SEDATIVES.....	53028	89.77
93 = DID NOT USE SEDATIVES IN THE PAST 12 MOS.....	3090	5.23
97 = REFUSED.....	4	0.01
98 = BLANK (NO ANSWER).....	349	0.59
99 = LEGITIMATE SKIP.....	2384	4.04

The next set of variables are substance use disorder measures for alcohol and drugs and are based on the criteria in the *Diagnostic and Statistical Manual of Mental Disorders*, 5th edition. Drugs include marijuana, cocaine, heroin, hallucinogens, inhalants, methamphetamine, and the use of prescription psychotherapeutic drugs (i.e., pain relievers, tranquilizers, stimulants, and sedatives). These variables include missing values, while the imputation-revised versions of these variables in which missing values are replaced with valid response categories are described in the "Imputed Substance Use Disorder" section. The construction of all SUD variables is described in more detail in the Nicotine Dependence and Substance Use Disorder appendix.

NOTE: Respondents who reported past year alcohol use but indicated use of alcohol on 5 or fewer days in the past year were not asked the questions on alcohol use disorder. However, respondents who reported past year alcohol use and had a missing value for the number of days they used alcohol in the past year were asked the questions on alcohol use disorder. Therefore, it is possible for a respondent to have used alcohol on 5 or fewer days in the past year according to IRALCFY but to be classified as having a past year substance use disorder of alcohol.

(ALCYR, UDALAVWALCO, UDALAVWOTH, UDALAVWSVTR, UDALBLCKCTD, UDALFMYCTD, UDALFMYPRB, UDALGETHURT, UDALHLTHCTD, UDALLESSEFF, UDALLRGAMTS, UDALMNTLCTD, UDALNEEDMOR, UDALNOTSTOP, UDALSTOPACT, UDALSTRURGE, UDALTIMEGET, UDALTIMEUSE, UDALWANTBAD, UDALWDFLANX, UDALWDHALUC, UDALWDSITST, UDALWDSLEEP, UDALWDSWEAT, UDALWDTRMBL, UDALWDVOMIT, UDALWORKPRB, UDALWSHSTOP)

PYUD5ALC Len : 2 ALCOHOL USE DISORDER IN THE PAST YEAR

	Freq	Pct
. = Missing: Past year use known or imputed.....	579	0.98
0 = No.....	22413	37.94
1 = Yes.....	6215	10.52
91 = NEVER USED ALCOHOL.....	17234	29.18
93 = DID NOT USE ALCOHOL PAST 12 MONTHS OR USED <6 DAYS.....	12628	21.38

NOTE: Respondents who reported past year marijuana use but indicated use of marijuana on 5 or fewer days in the past year were not asked the questions on marijuana use disorder. However, respondents who reported past year marijuana use and had a missing value for the number of days they used marijuana in the past year were asked the questions on marijuana use disorder. Therefore, it is possible for a respondent to have used marijuana on 5 or fewer days in the past year according to IRMJFY but to be classified as having a past year substance use disorder of marijuana.

(MRJYR, UDMJAVWMARJ, UDMJAVWOTH, UDMJFMYCTD, UDMJFMYPRB, UDMJGETHURT, UDMJHLTHCTD, UDMJLESSEFF, UDMJLRGAMTS, UDMJMNTLCTD, UDMJNEEDMOR, UDMJNOTSTOP, UDMJSTOPACT, UDMJSTRURGE, UDMJTIMEGET, UDMJTIMEUSE, UDMJWANTBAD, UDMJWDANGRY, UDMJWDAPPET, UDMJWDCHILL, UDMJWDDEPRS, UDMJWDFEVER, UDMJWDFLANX, UDMJWDHEDAC, UDMJWDSHAKE, UDMJWDSITST, UDMJWDSLEEP, UDMJWDSMCH, UDMJWDSWEAT, UDMJWORKPRB, UDMJWSHSTOP)

PYUD5MRJ Len : 2 MARIJUANA USE DISORDER IN THE PAST YEAR

	Freq	Pct
. = Missing: Past year use known or imputed.....	295	0.50
0 = No.....	6116	10.35
1 = Yes.....	4978	8.43
91 = NEVER USED MARIJUANA.....	32976	55.83
93 = DID NOT USE MARIJUANA PAST 12 MONTHS OR USED <6 DAYS.....	14704	24.89

SUBSTANCE USE DISORDER

NOTE: Respondents who reported lifetime but not past year use of cocaine, but were past year users of cocaine according to the variable CONDLREC, were asked the questions on cocaine use disorder. Because the editing and imputation procedures for cocaine recency do not incorporate CONDLREC, it is possible for a respondent to be a lifetime but not a past year user of cocaine according to IRCOCRC, but to be classified as having past year substance use disorder of cocaine. The few respondents who were lifetime but not past year users of cocaine according to IRCOCRC but were missing for CONDLREC were considered past year nonusers.

(COCYR, CONDLREC, UDCCAVWCOCN, UDCCAVWMETH, UDCCAVWOTH, UDCCAVWSTIM, UDCCFMLYCTD, UDCCFMLYPRB, UDCCGETHURT, UDCCHLTHCTD, UDCCLESSEFF, UDCCLRGAMTS, UDCCMNTLCTD, UDCCNEEDMOR, UDCCNOTSTOP, UDCCSTOPACT, UDCCSTRURGE, UDCCTIMEGET, UDCCTIMEUSE, UDCCWANTBAD, UDCCWDDREAM, UDCCWDFLBU, UDCCWDHNGRY, UDCCWDSITST, UDCCWDSLEEP, UDCCWDTIRED, UDCCWORKPRB, UDCCWSHSTOP)
PYUD5COC Len : 2 COCAINE USE DISORDER IN THE PAST YEAR

	Freq	Pct
. = Missing: Past year use known or imputed.....	42	0.07
0 = No.....	849	1.44
1 = Yes.....	273	0.46
91 = NEVER USED COCAINE.....	52334	88.60
93 = DID NOT USE COCAINE IN THE PAST 12 MONTHS.....	5571	9.43

NOTE: Respondents who reported lifetime but not past year use of heroin, but were past year users of heroin according to the variables HRNDLREC, HRSMKREC, or HRSNFREC were asked the questions on heroin use disorder. Because the editing and imputation procedures for heroin recency do not incorporate HRNDLREC, HRSMKREC, or HRSNFREC, it is possible for a respondent to be a lifetime but not a past year user of heroin according to IRHERRC, but to be classified as having past year substance use disorder of heroin. The few respondents who were lifetime but not past year users of heroin according to IRHERRC but were missing for HRNDLREC, HRSMKREC, or HRSNFREC were considered past year nonusers.

(HERYR, HRNDLREC, HRSMKREC, HRSNFREC, UDHEAVWHERN, UDHEAVWOTH, UDHEAVWPNR, UDHEFMLYCTD, UDHEFMLYPRB, UDHEGETHURT, UDHEHLTHCTD, UDHELESSEFF, UDHELARGAMTS, UDHMNTLCTD, UDHEEEDMOR, UDHENOTSTOP, UDHESTOPACT, UDHESTRURGE, UDHETIMEGET, UDHETIMEUSE, UDHEWANTBAD, UDHEWDCRAMP, UDHEWDDIARR, UDHEWDFEVER, UDHEWDFLBU, UDHEWDRUNNY, UDHEWDSLEEP, UDHEWDSWEAT, UDHEWDVOMIT, UDHEWDYAWNS, UDHEWORKPRB, UDHEWSHSTOP)
PYUD5HER Len : 2 HEROIN USE DISORDER IN THE PAST YEAR

	Freq	Pct
. = Missing: Past year use known or imputed.....	18	0.03
0 = No.....	56	0.09
1 = Yes.....	147	0.25
91 = NEVER USED HEROIN.....	57895	98.01
93 = DID NOT USE HEROIN IN THE PAST 12 MONTHS.....	953	1.61

(HALLUCYR, UDHAFMLYCTD, UDHAFMLYPRB, UDHAGETHURT, UDHAHLTHCTD, UDHALESSEFF, UDHALARGAMTS, UDHAMNTLCTD, UDHANEEEDMOR, UDHANOTSTOP, UDHASTOPACT, UDHASTRURGE, UDHATIMEGET, UDHATIMEUSE, UDHAWANTBAD, UDHAWORKPRB, UDHAWSHSTOP)
PYUD5HAL Len : 2 HALLUCINOGEN USE DISORDER IN THE PAST YEAR

	Freq	Pct
. = Missing: Past year use known or imputed.....	83	0.14
0 = No.....	1995	3.38
1 = Yes.....	165	0.28
91 = NEVER USED HALLUCINOGENS.....	49718	84.17
93 = DID NOT USE HALLUCINOGENS IN THE PAST 12 MONTHS.....	7108	12.03

(INHLYR, UDINFMLYCTD, UDINFMLYPRB, UDINGETHURT, UDINHLTHCTD, UDINLESSEFF, UDINLRGAMTS, UDINMNTLCTD, UDINNEEDMOR, UDINNOTSTOP, UDINSTOPACT, UDINSTRURGE, UDINTIMEGET, UDINTIMEUSE, UDINWANTBAD, UDINWORKPRB, UDINWSHSTOP)
PYUD5INH Len : 2 INHALANT USE DISORDER IN THE PAST YEAR

	Freq	Pct
. = Missing: Past year use known or imputed.....	51	0.09
0 = No.....	595	1.01
1 = Yes.....	74	0.13
91 = NEVER USED INHALANTS.....	53381	90.37
93 = DID NOT USE INHALANTS IN THE PAST 12 MONTHS.....	4968	8.41

SUBSTANCE USE DISORDER

NOTE: Respondents who reported lifetime but not past year use of methamphetamine, but were past year users of methamphetamine according to the variable METHNDLRC, were asked the questions on methamphetamine use disorder. Because the editing and imputation procedures for methamphetamine recency do not incorporate METHNDLRC, it is possible for a respondent to be a lifetime but not a past year user of methamphetamine according to IRMETHAMREC, but to be classified as having past year substance use disorder of methamphetamine. The few respondents who were lifetime but not past year users of methamphetamine according to IRMETHAMREC but were missing for METHNDLRC were considered past year nonusers.

(METHAMYR, METHNDLRC, UDMEAVWCOCN, UDMEAVWMETH, UDMEAVWOTHR, UDMEAVWSTIM, UDMEFMYLCTD, UDMEFMYLPRB, UDMEGETHURT, UDMEHLTHCTD, UDMELESSEFF, UDMEELRGAMTS, UDMEMNTLCTD, UDMENEEDMOR, UDMENOTSTOP, UDMESTOPACT, UDMESTRURGE, UDMETIMEGET, UDMETIMEUSE, UDMEWANTBAD, UDMEWDDREAM, UDMEWDFLBU, UDMEWDHNGRY, UDMEWDSITST, UDMEWDSLEEP, UDMEWDTIRED, UDMEWORKPRB, UDMEWSHSTOP)
PYUD5MTH Len : 2 METHAMPHETAMINE USE DISORDER IN THE PAST YEAR

	Freq	Pct
. = Missing: Past year use known or imputed.....	28	0.05
0 = No.....	154	0.26
1 = Yes.....	343	0.58
91 = NEVER USED METHAMPHETAMINE	56390	95.46
93 = DID NOT USE METHAMPHETAMINE IN THE PAST 12 MONTHS.....	2154	3.65

NOTE: EDUD5PNRMIS was created using the DSM-5 based SUD variables that do not include use disorder data from past year users but not misusers of prescription pain relievers.

(PNRNMYR, UDPRAVWHERN, UDPRAVWOTHR, UDPRAVWPRL, UDPRFMYLCTD, UDPRFMYLPRB, UDPRGETHURT, UDPRHLTHCTD, UDPRLESSEFF, UDPRLRGAMTS, UDPRMNTLCTD, UDPRNEEDMOR, UDPRNOTSTOP, UDPRSTOPACT, UDPRSTRURGE, UDPRTIMEGET, UDPRTIMEUSE, UDPRWANTBAD, UDPRWDCRAMP, UDPRWDDIARR, UDPRWDFEVER, UDPRWDFLBU, UDPRWDRUNNY, UDPRWDSLEEP, UDPRWDSWEAT, UDPRWDVOMIT, UDPRWDYAWNS, UDPRWORKPRB, UDPRWSHSTOP)
EDUD5PNRMIS Len : 2 PAIN RELIEVER USE DISORDER, PY MISUSERS

	Freq	Pct
. = Missing: Past year use known or imputed.....	83	0.14
0 = No.....	1278	2.16
1 = Yes.....	413	0.70
91 = NEVER MISUSED PAIN RELIEVERS	54182	91.73
93 = DID NOT MISUSE PAIN RELIEVER IN THE PAST 12 MOS.....	3113	5.27

NOTE: EDUD5PNRUNM was created using the DSM-5 based SUD variables that do not include use disorder data from past year misusers of prescription pain relievers.

(PNRANYR, PNRNMYR, UDPRFMYLCTD, UDPRFMYLPRB, UDPRGETHURT, UDPRHLTHCTD, UDPRLRGAMTS, UDPRMNTLCTD, UDPRNOTSTOP, UDPRSTOPACT, UDPRSTRURGE, UDPRTIMEGET, UDPRTIMEUSE, UDPRWANTBAD, UDPRWORKPRB, UDPRWSHSTOP)
EDUD5PNRUNM Len : 2 PAIN RELIEVER USE DISORDER, PY USERS BUT NOT MISUSERS

	Freq	Pct
. = Missing: Past year use known or imputed.....	332	0.56
0 = No.....	10569	17.89
1 = Yes.....	509	0.86
91 = NEVER USED PAIN RELIEVERS	30778	52.11
93 = DID NOT USE IN THE PAST 12 MON OR MISUSED IN THE PAST 12 MON....	16881	28.58

NOTE: EDUD5TRQMIS was created using the DSM-5 based SUD variables that do not include use disorder data from past year users but not misusers of prescription tranquilizers.

(TRQNMYR, UDTRAVWALCO, UDTRAVWOTHR, UDTRAVSVTR, UDTRFMYLCTD, UDTRFMYLPRB, UDTRGETHURT, UDTRHLTHCTD, UDTRLESSEFF, UDTRLRGAMTS, UDTRMNTLCTD, UDTRNEEDMOR, UDTRNOTSTOP, UDTRSTOPACT, UDTRSTRURGE, UDTRTIMEGET, UDTRTIMEUSE, UDTRWANTBAD, UDTRWDFLANX, UDTRWDHALUC, UDTRWDSITST, UDTRWDSLEEP, UDTRWDSWEAT, UDTRWDTRMBL, UDTRWDVOMIT, UDTRWORKPRB, UDTRWSHSTOP)
EDUD5TRQMIS Len : 2 TRANQUILIZER USE DISORDER, PY MISUSERS

	Freq	Pct
. = Missing: Past year use known or imputed.....	38	0.06
0 = No.....	719	1.22
1 = Yes.....	167	0.28
91 = NEVER MISUSED TRANQUILIZERS.....	56918	96.36
93 = DID NOT MISUSE TRANQUILIZERS IN THE PAST 12 MOS.....	1227	2.08

SUBSTANCE USE DISORDER

NOTE: EDUD5TRQUNM was created using the DSM-5 based SUD variables that do not include use disorder data from past year misusers of prescription tranquilizers.

(TRQANYR, TRQMYR, UDTRFMYCTD, UDTRFMYPRB, UDTRGETHURT, UDTRHLTHCTD, UDTRLRGAMTS, UDTRMNTLCTD, UDTRNOTSTOP, UDTRSTOPACT, UDTRSTRURGE, UDTRTIMEGET, UDTRTIMEUSE, UDTRWANTBAD, UDTRWORKPRB, UDTRWSHSTOP)

EDUD5TRQUNM Len : 2 TRANQUILIZER USE DISORDER, PY USERS BUT NOT MISUSERS

	Freq	Pct
. = Missing: Past year use known or imputed.....	126	0.21
0 = No.....	4550	7.70
1 = Yes.....	179	0.30
91 = NEVER USED TRANQUILIZERS.....	48951	82.87
93 = DID NOT USE IN THE PAST 12 MON OR MISUSED IN THE PAST 12 MON....	5263	8.91

NOTE: EDUD5STMMIS was created using the DSM-5 based SUD variables that do not include use disorder data from past year users but not misusers of prescription stimulants.

(STMNMYR, UDSTAVWCOCN, UDSTAVWMETH, UDSTAVWOTH, UDSTAVWSTIM, UDSTFMYCTD, UDSTFMYPRB, UDSTGETHURT, UDSTHLTHCTD, UDSTLESSEFF, UDSTLRGAMTS, UDSTMNTLCTD, UDSTNEEDMOR, UDSTNOTSTOP, UDSTSTOPACT, UDSTSTRURGE, UDSTTIMEGET, UDSTTIMEUSE, UDSTWANTBAD, UDSTWDDREAM, UDSTWDFLBU, UDSTWDHNGRY, UDSTWDSITST, UDSTWDSLEEP, UDSTWDTIRED, UDSTWORKPRB, UDSTWSHSTOP)

EDUD5STMMIS Len : 2 STIMULANT USE DISORDER, PY MISUSERS

	Freq	Pct
. = Missing: Past year use known or imputed.....	28	0.05
0 = No.....	924	1.56
1 = Yes.....	214	0.36
91 = NEVER MISUSED STIMULANTS.....	56265	95.25
93 = DID NOT MISUSE STIMULANTS IN THE PAST 12 MOS.....	1638	2.77

NOTE: EDUD5STMUNM was created using the DSM-5 based SUD variables that do not include use disorder data from past year misusers of prescription stimulants.

(STMANYR, STMNMYR, UDSTFMYCTD, UDSTFMYPRB, UDSTGETHURT, UDSTHLTHCTD, UDSTLRGAMTS, UDSTMNTLCTD, UDSTNOTSTOP, UDSTSTOPACT, UDSTSTRURGE, UDSTTIMEGET, UDSTTIMEUSE, UDSTWANTBAD, UDSTWORKPRB, UDSTWSHSTOP)

EDUD5STMUNM Len : 2 STIMULANT USE DISORDER, PY USERS BUT NOT MISUSERS

	Freq	Pct
. = Missing: Past year use known or imputed.....	128	0.22
0 = No.....	3298	5.58
1 = Yes.....	278	0.47
91 = NEVER USED STIMULANTS.....	51059	86.44
93 = DID NOT USE IN THE PAST 12 MON OR MISUSED IN THE PAST 12 MON....	4306	7.29

NOTE: EDUD5SEDMIS was created using the DSM-5 based SUD variables that do not include use disorder data from past year users but not misusers of prescription sedatives.

(SEDNMYR, UDSVAVWALCO, UDSVAVWOTH, UDSVAVWSVTR, UDSVFMYCTD, UDSVFMYPRB, UDSVGETHURT, UDSVHLTHCTD, UDSVLESSEFF, UDSVLRGAMTS, UDSVMNTLCTD, UDSVNEEDMOR, UDSVNOTSTOP, UDSVSTOPACT, UDSVSTRURGE, UDSVTIMEGET, UDSVTIMEUSE, UDSVWANTBAD, UDSVWDFLANX, UDSVWDHALUC, UDSVWDSITST, UDSVWDSLEEP, UDSVWDSWEAT, UDSVWDTRMBL, UDSVWDVOMIT, UDSVWORKPRB, UDSVWSHSTOP)

EDUD5SEDMIS Len : 2 SEDATIVE USE DISORDER, PY MISUSERS

	Freq	Pct
. = Missing: Past year use known or imputed.....	7	0.01
0 = No.....	124	0.21
1 = Yes.....	42	0.07
91 = NEVER MISUSED SEDATIVES.....	57983	98.16
93 = DID NOT MISUSE SEDATIVES IN THE PAST 12 MOS.....	913	1.55

NOTE: EDUD5SEDUNM was created using the DSM-5 based SUD variables that do not include use disorder data from past year misusers of prescription sedatives.

(SEDANYR, SEDNMYR, UDSVFMYCTD, UDSVFMYPRB, UDSVGETHURT, UDSVHLTHCTD, UDSVLRGAMTS, UDSVMNTLCTD, UDSVNOTSTOP, UDSVSTOPACT, UDSVSTRURGE, UDSVTIMEGET, UDSVTIMEUSE, UDSVWANTBAD, UDSVWORKPRB, UDSVWSHSTOP)

EDUD5SEDUNM Len : 2 SEDATIVE USE DISORDER, PY USERS BUT NOT MISUSERS

	Freq	Pct
. = Missing: Past year use known or imputed.....	76	0.13
0 = No.....	2132	3.61
1 = Yes.....	112	0.19
91 = NEVER USED SEDATIVES.....	53462	90.51
93 = DID NOT USE IN THE PAST 12 MON OR MISUSED IN THE PAST 12 MON....	3287	5.56

IMPUTED SUBSTANCE USE DISORDER

IMPUTED SUBSTANCE USE DISORDER

The next set of variables are imputation-revised substance use disorder measures for alcohol and drugs and are based on the criteria in the *Diagnostic and Statistical Manual of Mental Disorders*, 5th edition. Drugs include marijuana, cocaine, heroin, hallucinogens, inhalants, methamphetamine, and the use of prescription psychotherapeutic drugs (i.e., pain relievers, tranquilizers, stimulants, and sedatives). The construction of all SUD variables is described in more detail in the Nicotine Dependence and Substance Use Disorder appendix.

NOTE: Respondents who reported past year alcohol use but indicated use of alcohol on 5 or fewer days in the past year were not asked the questions on alcohol use disorder. However, respondents who reported past year alcohol use and had a missing value for the number of days they used alcohol in the past year were asked the questions on alcohol use disorder. Therefore, it is possible for a respondent to have used alcohol on 5 or fewer days in the past year according to IRALCFY but to be classified as having a past year substance use disorder of alcohol.

(PYUD5ALC)
IRPYUD5ALC

Len : 1 ALCOHOL USE DISORDER IN THE PAST YEAR - IMP REV

	Freq	Pct
0 = No.....	52725	89.26
1 = Yes.....	6344	10.74

(PYUD5ALC)
IIPYUD5ALC

Len : 1 ALCOHOL USE DISORDER IN THE PAST YEAR - IMP IND

	Freq	Pct
1 = Questionnaire data	28628	48.47
3 = Statistically imputed data.....	579	0.98
9 = LEGITIMATE SKIP-NOT A LIFETIME/PAST YEAR USER	29862	50.55

NOTE: Respondents who reported past year marijuana use but indicated use of marijuana on 5 or fewer days in the past year were not asked the questions on marijuana use disorder. However, respondents who reported past year marijuana use and had a missing value for the number of days they used marijuana in the past year were asked the questions on marijuana use disorder. Therefore, it is possible for a respondent to have used marijuana on 5 or fewer days in the past year according to IRMJFY but to be classified as having a past year substance use disorder of marijuana.

(PYUD5MRJ)
IRPYUD5MRJ

Len : 1 MARIJUANA USE DISORDER IN THE PAST YEAR - IMP REV

	Freq	Pct
0 = No.....	53942	91.32
1 = Yes.....	5127	8.68

(PYUD5MRJ)
IIPYUD5MRJ

Len : 1 MARIJUANA USE DISORDER IN THE PAST YEAR - IMP IND

	Freq	Pct
1 = Questionnaire data	11094	18.78
3 = Statistically imputed data.....	295	0.50
9 = LEGITIMATE SKIP-NOT A LIFETIME/PAST YEAR USER	47680	80.72

NOTE: Respondents who reported lifetime but not past year use of cocaine, but were past year users of cocaine according to the variable CONDLREC, were asked the questions on cocaine use disorder. Because the editing and imputation procedures for cocaine recency do not incorporate CONDLREC, it is possible for a respondent to be a lifetime but not a past year user of cocaine according to IRCOCRC, but to be classified as having past year substance use disorder of cocaine. The few respondents who were lifetime but not past year users of cocaine according to IRCOCRC but were missing for CONDLREC were considered past year nonusers.

(PYUD5COC)
IRPYUD5COC

Len : 1 COCAINE USE DISORDER IN THE PAST YEAR - IMP REV

	Freq	Pct
0 = No.....	58780	99.51
1 = Yes.....	289	0.49

(PYUD5COC)
IIPYUD5COC

Len : 1 COCAINE USE DISORDER IN THE PAST YEAR - IMP IND

	Freq	Pct
1 = Questionnaire data	1122	1.90
3 = Statistically imputed data.....	42	0.07
9 = LEGITIMATE SKIP-NOT A LIFETIME/PAST YEAR USER	57905	98.03

IMPUTED SUBSTANCE USE DISORDER

NOTE: Respondents who reported lifetime but not past year use of heroin, but were past year users of heroin according to the variables HRNDLREC, HRSMKREC, or HRSNFREC were asked the questions on heroin use disorder. Because the editing and imputation procedures for heroin recency do not incorporate HRNDLREC, HRSMKREC, or HRSNFREC, it is possible for a respondent to be a lifetime but not a past year user of heroin according to IRHERRC, but to be classified as having past year substance use disorder of heroin. The few respondents who were lifetime but not past year users of heroin according to IRHERRC but were missing for HRNDLREC, HRSMKREC, or HRSNFREC were considered past year nonusers.

(PYUD5HER)
IRPYUD5HER

Len : 1	HEROIN USE DISORDER IN THE PAST YEAR - IMP REV		
		Freq	Pct
0 = No.....	58908	99.73
1 = Yes.....	161	0.27

(PYUD5HER)
IIPYUD5HER

Len : 1	HEROIN USE DISORDER IN THE PAST YEAR - IMP IND		
		Freq	Pct
1 = Questionnaire data	203	0.34
3 = Statistically imputed data.....	18	0.03
9 = LEGITIMATE SKIP-NOT A LIFETIME/PAST YEAR USER	58848	99.63

(PYUD5HAL)
IRPYUD5HAL

Len : 1	HALLUCINOGEN USE DISORDER IN THE PAST YEAR - IMP REV		
		Freq	Pct
0 = No.....	58890	99.70
1 = Yes.....	179	0.30

(PYUD5HAL)
IIPYUD5HAL

Len : 1	HALLUCINOGEN USE DISORDER IN THE PAST YEAR - IMP IND		
		Freq	Pct
1 = Questionnaire data	2160	3.66
3 = Statistically imputed data.....	83	0.14
9 = LEGITIMATE SKIP-NOT A LIFETIME/PAST YEAR USER	56826	96.20

(PYUD5INH)
IRPYUD5INH

Len : 1	INHALANT USE DISORDER IN THE PAST YEAR - IMP REV		
		Freq	Pct
0 = No.....	58985	99.86
1 = Yes.....	84	0.14

(PYUD5INH)
IIPYUD5INH

Len : 1	INHALANT USE DISORDER IN THE PAST YEAR - IMP IND		
		Freq	Pct
1 = Questionnaire data	669	1.13
3 = Statistically imputed data.....	51	0.09
9 = LEGITIMATE SKIP-NOT A LIFETIME/PAST YEAR USER	58349	98.78

NOTE: Respondents who reported lifetime but not past year use of methamphetamine, but were past year users of methamphetamine according to the variable METHNDLRC, were asked the questions on methamphetamine use disorder. Because the editing and imputation procedures for methamphetamine recency do not incorporate METHNDLRC, it is possible for a respondent to be a lifetime but not a past year user of methamphetamine according to IRMETHAMREC, but to be classified as having past year substance use disorder of methamphetamine. The few respondents who were lifetime but not past year users of methamphetamine according to IRMETHAMREC but were missing for METHNDLRC were considered past year nonusers.

(PYUD5MTH)
IRPYUD5MTH

Len : 1	METHAMPHETAMINE USE DISORDER IN THE PAST YEAR - IMP REV		
		Freq	Pct
0 = No.....	58704	99.38
1 = Yes.....	365	0.62

IMPUTED SUBSTANCE USE DISORDER

(PYUD5MTH)
IIPYUD5MTH

Len : 1	METHAMPHETAMINE USE DISORDER IN THE PAST YEAR - IMP IND		
		Freq	Pct
1 = Questionnaire data		497	0.84
3 = Statistically imputed data.....		28	0.05
9 = LEGITIMATE SKIP-NOT A LIFETIME/PAST YEAR		58544	99.11

NOTE: IRUD5PNRMIS and IUD5PNRMIS were created using the DSM-5 based SUD variables that do not include use disorder data from past year users but not misusers of prescription pain relievers.

(EDUD5PNRMIS)
IRUD5PNRMIS

Len : 1	PAIN RELIEVER USE DISORDER, PY MISUERS - IMP REV		
		Freq	Pct
0 = No.....		58631	99.26
1 = Yes.....		438	0.74

(EDUD5PNRMIS)
IUD5PNRMIS

Len : 1	PAIN RELIEVER USE DISORDER, PY MISUSERS - IMP IND		
		Freq	Pct
1 = Questionnaire data		1691	2.86
3 = Statistically imputed data.....		83	0.14
9 = LEGITIMATE SKIP-DID NOT MISUSE IN PAST YEAR.....		57295	97.00

NOTE: IRUD5PNRUNM and IUD5PNRUNM were created using the DSM-5 based SUD variables that do not include use disorder data from past year misusers of prescription pain relievers.

(EDUD5PNRUNM)
IRUD5PNRUNM

Len : 1	PAIN RELIEVER USE DISORD, PY USERS BUT NOT MISUSERS-IMP REV		
		Freq	Pct
0 = No.....		58529	99.09
1 = Yes.....		540	0.91

(EDUD5PNRUNM)
IUD5PNRUNM

Len : 1	PAIN RELIEVER USE DISORD, PY USERS BUT NOT MISUSERS-IMP IND		
		Freq	Pct
1 = Questionnaire data		11078	18.75
3 = Statistically imputed data.....		332	0.56
9 = LEGIT SKIP-NOT A PAST YR USER OR MISUSED IN PAST YR		47659	80.68

NOTE: IRUD5TRQMIS and IUD5TRQMIS were created using the DSM-5 based SUD variables that do not include use disorder data from past year users but not misusers of prescription tranquilizers.

(EDUD5TRQMIS)
IRUD5TRQMIS

Len : 1	TRANQUILIZER USE DISORDER, PY MISUSERS - IMP REV		
		Freq	Pct
0 = No.....		58891	99.70
1 = Yes.....		178	0.30

(EDUD5TRQMIS)
IUD5TRQMIS

Len : 1	TRANQUILIZER USE DISORDER, PY MISUSERS - IMP IND		
		Freq	Pct
1 = Questionnaire data		886	1.50
3 = Statistically imputed data.....		38	0.06
9 = LEGITIMATE SKIP-DID NOT MISUSE IN PAST YEAR.....		58145	98.44

NOTE: IRUD5TRQUNM and IUD5TRQUNM were created using the DSM-5 based SUD variables that do not include use disorder data from past year misusers of prescription tranquilizers.

(EDUD5TRQUNM)
IRUD5TRQUNM

Len : 1	TRANQUILIZER USE DISORDER, PY USERS BUT NOT MISUSERS-IMP REV		
		Freq	Pct
0 = No.....		58876	99.67
1 = Yes.....		193	0.33

IMPUTED SUBSTANCE USE DISORDER

(EDUD5TRQUNM)

IUD5TRQUNM

Len : 1 TRANQUILIZER USE DISORDER, PY USERS BUT NOT MISUSERS-IMP IND

	Freq	Pct
1 = Questionnaire data	4729	8.01
3 = Statistically imputed data.....	126	0.21
9 = LEGIT SKIP-NOT A PAST YR USER OR MISUSED IN PAST YR	54214	91.78

NOTE: IRUD5STMMIS and IUD5STMMIS were created using the DSM-5 based SUD variables that do not include use disorder data from past year users but not misusers of prescription stimulants.

(EDUD5STMMIS)

IRUD5STMMIS

Len : 1 STIMULANT USE DISORDER, PY MISUSERS - IMP REV

	Freq	Pct
0 = No.....	58846	99.62
1 = Yes.....	223	0.38

(EDUD5STMMIS)

IUD5STMMIS

Len : 1 STIMULANT USE DISORDER, PY MISUSERS - IMP IND

	Freq	Pct
1 = Questionnaire data	1138	1.93
3 = Statistically imputed data.....	28	0.05
9 = LEGITIMATE SKIP-DID NOT MISUSE IN PAST YEAR.....	57903	98.03

NOTE: IRUD5STMUNM and IUD5STMUNM were created using the DSM-5 based SUD variables that do not include use disorder data from past year misusers of prescription stimulants.

(EDUD5STMUNM)

IRUD5STMUNM

Len : 1 STIMULANT USE DISORDER, PY USERS BUT NOT MISUSERS - IMP REV

	Freq	Pct
0 = No.....	58776	99.50
1 = Yes.....	293	0.50

(EDUD5STMUNM)

IUD5STMUNM

Len : 1 STIMULANT USE DISORDER, PY USERS BUT NOT MISUSERS - IMP IND

	Freq	Pct
1 = Questionnaire data	3576	6.05
3 = Statistically imputed data.....	128	0.22
9 = LEGIT SKIP-NOT A PAST YR USER OR MISUSED IN PAST YR	55365	93.73

NOTE: IRUD5SEDMIS and IUD5SEDMIS were created using the DSM-5 based SUD variables that do not include use disorder data from past year users but not misusers of prescription sedatives.

(EDUD5SEDMIS)

IRUD5SEDMIS

Len : 1 SEDATIVE USE DISORDER, PY MISUSERS - IMP REV

	Freq	Pct
0 = No.....	59025	99.93
1 = Yes.....	44	0.07

(EDUD5SEDMIS)

IUD5SEDMIS

Len : 1 SEDATIVE USE DISORDER, PY MISUSERS - IMP IND

	Freq	Pct
1 = Questionnaire data	166	0.28
3 = Statistically imputed data.....	7	0.01
9 = LEGITIMATE SKIP-DID NOT MISUSE IN PAST YEAR.....	58896	99.71

NOTE: IRUD5SEDUNM and IUD5SEDUNM were created using the DSM-5 based SUD variables that do not include use disorder data from past year misusers of prescription sedatives.

(EDUD5SEDUNM)

IRUD5SEDUNM

Len : 1 SEDATIVE USE DISORDER, PY USERS BUT NOT MISUSERS - IMP REV

	Freq	Pct
0 = No.....	58950	99.80
1 = Yes.....	119	0.20

IMPUTED SUBSTANCE USE DISORDER

(EDUD5SEDUNM)

IUD5SEDUNM

Len : 1 SEDATIVE USE DISORDER, PY USERS BUT NOT MISUSERS - IMP IND

	Freq	Pct
1 = Questionnaire data	2244	3.80
3 = Statistically imputed data	76	0.13
9 = LEGIT SKIP-NOT A PAST YR USER OR MISUSED IN PAST YR	56749	96.07

The next set of variables are imputation-revised measures of substance use disorder severity for alcohol and drugs and are based on the criteria in the *Diagnostic and Statistical Manual of Mental Disorders*, 5th edition. The severity of an SUD according to DSM-5 criteria is determined by the number of individual criteria recorded as positive for a particular substance. Respondents were classified as having an SUD of mild severity if they met two or three SUD criteria for that substance, an SUD of moderate severity if they met four or five SUD criteria for that substance, and a severe SUD if they met six or more SUD criteria for that substance. The construction of all SUD variables is described in more detail in the Nicotine Dependence and Substance Use Disorder appendix.

NOTE: Respondents who reported past year alcohol use but indicated use of alcohol on 5 or fewer days in the past year were not asked the questions on alcohol use disorder. However, respondents who reported past year alcohol use and had a missing value for the number of days they used alcohol in the past year were asked the questions on alcohol use disorder. Therefore, it is possible for a respondent to have used alcohol on 5 or fewer days in the past year according to IRALCFY but to be classified as having a past year substance use disorder of alcohol.

(IRPYUD5ALC)

IRPYSEV5ALC

Len : 1 ALCOHOL USE DISORDER SEVERITY IN THE PAST YEAR - IMP REV

	Freq	Pct
1 = Mild disorder	3663	6.20
2 = Moderate disorder	1376	2.33
3 = Severe disorder	1305	2.21
9 = NO PAST YEAR USE DISORDER	52725	89.26

IIPYSEV5ALC

Len : 1 ALCOHOL USE DISORDER SEVERITY IN THE PAST YEAR - IMP IND

	Freq	Pct
1 = Questionnaire data	6167	10.44
3 = Statistically imputed data	627	1.06
9 = LEGITIMATE SKIP - NO PAST YEAR USE DISORDER	52275	88.50

NOTE: Respondents who reported past year marijuana use but indicated use of marijuana on 5 or fewer days in the past year were not asked the questions on marijuana use disorder. However, respondents who reported past year marijuana use and had a missing value for the number of days they used marijuana in the past year were asked the questions on marijuana use disorder. Therefore, it is possible for a respondent to have used marijuana on 5 or fewer days in the past year according to IRMJFY but to be classified as having a past year substance use disorder of marijuana.

(IRPYUD5MRJ)

IRPYSEV5MRJ

Len : 1 MARIJUANA USE DISORDER SEVERITY IN THE PAST YEAR - IMP REV

	Freq	Pct
1 = Mild disorder	2629	4.45
2 = Moderate disorder	1463	2.48
3 = Severe disorder	1035	1.75
9 = NO PAST YEAR USE DISORDER	53942	91.32

IIPYSEV5MRJ

Len : 1 MARIJUANA USE DISORDER SEVERITY IN THE PAST YEAR - IMP IND

	Freq	Pct
1 = Questionnaire data	4940	8.36
3 = Statistically imputed data	333	0.56
9 = LEGITIMATE SKIP - NO PAST YEAR USE DISORDER	53796	91.07

NOTE: Respondents who reported lifetime but not past year use of cocaine, but were past year users of cocaine according to the variable CONDLREC, were asked the questions on cocaine use disorder. Because the editing and imputation procedures for cocaine recency do not incorporate CONDLREC, it is possible for a respondent to be a lifetime but not a past year user of cocaine according to IRCOCRC, but to be classified as having past year substance use disorder of cocaine. The few respondents who were lifetime but not past year users of cocaine according to IRCOCRC but were missing for CONDLREC were considered past year nonusers.

(IRPYUD5COC)

IRPYSEV5COC

Len : 1 COCAINE USE DISORDER SEVERITY IN THE PAST YEAR - IMP REV

	Freq	Pct
1 = Mild disorder	106	0.18
2 = Moderate disorder	51	0.09
3 = Severe disorder	132	0.22
9 = NO PAST YEAR USE DISORDER	58780	99.51

IMPUTED SUBSTANCE USE DISORDER

IPYSEV5COC

Len : 1 COCAINE USE DISORDER SEVERITY IN THE PAST YEAR - IMP IND

	Freq	Pct
1 = Questionnaire data	272	0.46
3 = Statistically imputed data	43	0.07
9 = LEGITIMATE SKIP - NO PAST YEAR USE DISORDER	58754	99.47

NOTE: Respondents who reported lifetime but not past year use of heroin, but were past year users of heroin according to the variables HRNDLREC, HRSMKREC, or HRSNFREC were asked the questions on heroin use disorder. Because the editing and imputation procedures for heroin recency do not incorporate HRNDLREC, HRSMKREC, or HRSNFREC, it is possible for a respondent to be a lifetime but not a past year user of heroin according to IRHERRC, but to be classified as having past year substance use disorder of heroin. The few respondents who were lifetime but not past year users of heroin according to IRHERRC but were missing for HRNDLREC, HRSMKREC, or HRSNFREC were considered past year nonusers.

(IRPYUD5HER)

IPYSEV5HER

Len : 1 HEROIN USE DISORDER SEVERITY IN THE PAST YEAR - IMP REV

	Freq	Pct
1 = Mild disorder	23	0.04
2 = Moderate disorder	19	0.03
3 = Severe disorder	119	0.20
9 = NO PAST YEAR USE DISORDER	58908	99.73

IPYSEV5HER

Len : 1 HEROIN USE DISORDER SEVERITY IN THE PAST YEAR - IMP IND

	Freq	Pct
1 = Questionnaire data	145	0.25
3 = Statistically imputed data	20	0.03
9 = LEGITIMATE SKIP - NO PAST YEAR USE DISORDER	58904	99.72

(IRPYUD5HAL)

IPYSEV5HAL

Len : 1 HALLUCINOGEN USE DISORDER SEVERITY IN THE PAST YR - IMP REV

	Freq	Pct
1 = Mild disorder	119	0.20
2 = Moderate disorder	35	0.06
3 = Severe disorder	25	0.04
9 = NO PAST YEAR USE DISORDER	58890	99.70

IPYSEV5HAL

Len : 1 HALLUCINOGEN USE DISORDER SEVERITY IN THE PAST YR - IMP IND

	Freq	Pct
1 = Questionnaire data	164	0.28
3 = Statistically imputed data	84	0.14
9 = LEGITIMATE SKIP - NO PAST YEAR USE DISORDER	58821	99.58

(IRPYUD5INH)

IPYSEV5INH

Len : 1 INHALANT USE DISORDER SEVERITY IN THE PAST YEAR - IMP REV

	Freq	Pct
1 = Mild disorder	56	0.09
2 = Moderate disorder	16	0.03
3 = Severe disorder	12	0.02
9 = NO PAST YEAR USE DISORDER	58985	99.86

IPYSEV5INH

Len : 1 INHALANT USE DISORDER SEVERITY IN THE PAST YEAR - IMP IND

	Freq	Pct
1 = Questionnaire data	74	0.13
3 = Statistically imputed data	51	0.09
9 = LEGITIMATE SKIP - NO PAST YEAR USE DISORDER	58944	99.79

IMPUTED SUBSTANCE USE DISORDER

NOTE: Respondents who reported lifetime but not past year use of methamphetamine, but were past year users of methamphetamine according to the variable METHNDLRC, were asked the questions on methamphetamine use disorder. Because the editing and imputation procedures for methamphetamine recency do not incorporate METHNDLRC, it is possible for a respondent to be a lifetime but not a past year user of methamphetamine according to IRMETHAMREC, but to be classified as having past year substance use disorder of methamphetamine. The few respondents who were lifetime but not past year users of methamphetamine according to IRMETHAMREC but were missing for METHNDLRC were considered past year nonusers.

(IRPYUD5MTH)
IRPYSEV5MTH

Len : 1	METHAMPHETAMINE USE DISORDER SEVERITY IN PAST YR - IMP REV		
		Freq	Pct
1 = Mild disorder		71	0.12
2 = Moderate disorder.....		65	0.11
3 = Severe disorder		229	0.39
9 = NO PAST YEAR USE DISORDER.....		58704	99.38

IIPYSEV5MTH

Len : 1	METHAMPHETAMINE USE DISORDER SEVERITY IN PAST YR - IMP IND		
		Freq	Pct
1 = Questionnaire data		341	0.58
3 = Statistically imputed data.....		30	0.05
9 = LEGITIMATE SKIP - NO PAST YEAR USE DISORDER		58698	99.37

NOTE: IRSEVPNRMIS and IISEVPNRMIS were created using the DSM-5 based SUD variables that do not include use disorder data from past year users but not misusers of prescription pain relievers.

(IRUD5PNRMIS)
IRSEVPNRMIS

Len : 1	PAIN RELIEVER USE DISORDER SEVERITY, PY MISUSERS - IMP REV		
		Freq	Pct
1 = Mild disorder		216	0.37
2 = Moderate disorder.....		85	0.14
3 = Severe disorder		137	0.23
9 = Legitimate Skip.....		58631	99.26

IISEVPNRMIS

Len : 1	PAIN RELIEVER USE DISORDER SEVERITY, PY MISUSERS - IMP IND		
		Freq	Pct
1 = Questionnaire data		406	0.69
3 = Statistically imputed data.....		90	0.15
9 = LEGITIMATE SKIP - NO PAST YEAR USE DISORDER		58573	99.16

NOTE: IRSEVPNRUNM and IISEVPNRUNM were created using the DSM-5 based SUD variables that do not include use disorder data from past year misusers of prescription pain relievers.

(IRUD5PNRUNM)
IRSEVPNRUNM

Len : 1	PAIN RELIEVER USE DIS SEV, PY USERS BUT NOT MISUSERS-IMP REV		
		Freq	Pct
1 = Mild disorder		445	0.75
2 = Moderate disorder.....		56	0.09
3 = Severe disorder		39	0.07
9 = Legitimate Skip.....		58529	99.09

IISEVPNRUNM

Len : 1	PAIN RELIEVER USE DIS SEV, PY USERS BUT NOT MISUSERS-IMP IND		
		Freq	Pct
1 = Questionnaire data		503	0.85
3 = Statistically imputed data.....		338	0.57
9 = LEGITIMATE SKIP - NO PAST YEAR USE DISORDER		58228	98.58

NOTE: IRSEVTRQMIS and IISEVTRQMIS were created using the DSM-5 based SUD variables that do not include use disorder data from past year users but not misusers of prescription tranquilizers.

(IRUD5TRQMIS)
IRSEVTRQMIS

Len : 1	TRANQUILIZER USE DISORDER SEVERITY, PY MISUSERS - IMP REV		
		Freq	Pct
1 = Mild disorder		88	0.15
2 = Moderate disorder.....		34	0.06
3 = Severe disorder		56	0.09
9 = Legitimate Skip.....		58891	99.70

IMPUTED SUBSTANCE USE DISORDER

<u>IIEVTRQUMIS</u>	Len : 1	TRANQUILIZER USE DISORDER SEVERITY, PY MISUSERS - IMP IND		
			Freq	Pct
		1 = Questionnaire data	164	0.28
		3 = Statistically imputed data	41	0.07
		9 = LEGITIMATE SKIP - NO PAST YEAR USE DISORDER	58864	99.65

NOTE: IRSEVTRQUNM and IIEVTRQUNM were created using the DSM-5 based SUD variables that do not include use disorder data from past year misusers of prescription tranquilizers.

<i>(IRUD5TRQUNM)</i>				
<u>IRSEVTRQUNM</u>	Len : 1	TRANQUILIZER USE DIS SEV, PY USERS BUT NOT MISUSERS-IMP REV		
			Freq	Pct
		1 = Mild disorder	162	0.27
		2 = Moderate disorder	20	0.03
		3 = Severe disorder	11	0.02
		9 = Legitimate Skip	58876	99.67

<u>IIEVTRQUNM</u>	Len : 1	TRANQUILIZER USE DIS SEV, PY USERS BUT NOT MISUSERS-IMP IND		
			Freq	Pct
		1 = Questionnaire data	178	0.30
		3 = Statistically imputed data	127	0.22
		9 = LEGITIMATE SKIP - NO PAST YEAR USE DISORDER	58764	99.48

NOTE: IRSEVSTMMIS and IIEVSTMMIS were created using the DSM-5 based SUD variables that do not include use disorder data from past year users but not misusers of prescription stimulants.

<i>(IRUD5STMMIS)</i>				
<u>IRSEVSTMMIS</u>	Len : 1	STIMULANT USE DISORDER SEVERITY, PY MISUSERS - IMP REV		
			Freq	Pct
		1 = Mild disorder	98	0.17
		2 = Moderate disorder	48	0.08
		3 = Severe disorder	77	0.13
		9 = Legitimate Skip	58846	99.62

<u>IIEVSTMMIS</u>	Len : 1	STIMULANT USE DISORDER SEVERITY, PY MISUSERS - IMP IND		
			Freq	Pct
		1 = Questionnaire data	211	0.36
		3 = Statistically imputed data	31	0.05
		9 = LEGITIMATE SKIP - NO PAST YEAR USE DISORDER	58827	99.59

NOTE: IRSEVSTMUNM and IIEVSTMUNM were created using the DSM-5 based SUD variables that do not include use disorder data from past year misusers of prescription stimulants.

<i>(IRUD5STMUNM)</i>				
<u>IRSEVSTMUNM</u>	Len : 1	STIMULANT USE DIS SEV, PY USERS BUT NOT MISUSERS - IMP REV		
			Freq	Pct
		1 = Mild disorder	238	0.40
		2 = Moderate disorder	36	0.06
		3 = Severe disorder	19	0.03
		9 = Legitimate Skip	58776	99.50

<u>IIEVSTMUNM</u>	Len : 1	STIMULANT USE DIS SEV, PY USERS BUT NOT MISUSERS - IMP IND		
			Freq	Pct
		1 = Questionnaire data	272	0.46
		3 = Statistically imputed data	134	0.23
		9 = LEGITIMATE SKIP - NO PAST YEAR USE DISORDER	58663	99.31

IMPUTED SUBSTANCE USE DISORDER

NOTE: IRSEVSEDMIS and IISEVSEDMIS were created using the DSM-5 based SUD variables that do not include use disorder data from past year users but not misusers of prescription sedatives.

(IRUD5SEDMIS)

IRSEVSEDMIS

Len : 1 SEDATIVE USE DISORDER SEVERITY, PY MISUSERS - IMP REV

	Freq	Pct
1 = Mild disorder	13	0.02
2 = Moderate disorder	14	0.02
3 = Severe disorder	17	0.03
9 = Legitimate Skip	59025	99.93

IISEVSEDMIS

Len : 1 SEDATIVE USE DISORDER SEVERITY, PY MISUSERS - IMP IND

	Freq	Pct
1 = Questionnaire data	40	0.07
3 = Statistically imputed data	9	0.02
9 = LEGITIMATE SKIP - NO PAST YEAR USE DISORDER	59020	99.92

NOTE: IRSEVSEDUNM and IISEVSEDUNM were created using the DSM-5 based SUD variables that do not include use disorder data from past year misusers of prescription sedatives.

(IRUD5SEDUNM)

IRSEVSEDUNM

Len : 1 SEDATIVE USE DIS SEV, PY USERS BUT NOT MISUSERS - IMP REV

	Freq	Pct
1 = Mild disorder	81	0.14
2 = Moderate disorder	25	0.04
3 = Severe disorder	13	0.02
9 = Legitimate Skip	58950	99.80

IISEVSEDUNM

Len : 1 SEDATIVE USE DIS SEV, PY USERS BUT NOT MISUSERS - IMP IND

	Freq	Pct
1 = Questionnaire data	110	0.19
3 = Statistically imputed data	78	0.13
9 = LEGITIMATE SKIP - NO PAST YEAR USE DISORDER	58881	99.68

RECODED SUBSTANCE USE DISORDER

RECODED SUBSTANCE USE DISORDER

NOTE: UD5TRQSDANY was created using the DSM-5 based SUD variables that include use disorder data from all past year users of prescription tranquilizers or sedatives.

(UDYR5SEDANY, UDYR5TRQANY)

UD5TRQSDANY Len : 1 RC-TRANQUILIZER OR SEDATIVE USE DISORDER - PAST YEAR USERS

	Freq	Pct
0 = No (all source variables = 0).....	58590	99.19
1 = Yes (any source variable = 1)	479	0.81

NOTE: UD5PSYANY was created using the DSM-5 based SUD variables that include use disorder data from all past year users of prescription drugs.

(UDYR5PNRANY, UDYR5SEDANY, UDYR5STMANY, UDYR5TRQANY)

UD5PSYANY Len : 1 RC-PSYCHOTHERAPEUTIC USE DISORDER - PAST YEAR USERS

	Freq	Pct
0 = No (all source variables = 0).....	57411	97.19
1 = Yes (any source variable = 1)	1658	2.81

NOTE: UD5OPIANY was created using the DSM-5 based SUD variables that include use disorder data from all past year users of prescription pain relievers.

(IRPYUD5HER, UDYR5PNRANY)

UD5OPIANY Len : 1 RC-OPIOID USE DISORDER - PAST YEAR USERS

	Freq	Pct
0 = No (all source variables = 0).....	57997	98.19
1 = Yes (any source variable = 1)	1072	1.81

NOTE: UD5HRPNRANY was created using the DSM-5 based SUD variables that include use disorder data from all past year users of prescription pain relievers.

(IRPYUD5HER, UDYR5PNRANY)

UD5HRPNRANY Len : 1 RC-HEROIN/PAIN RELIEVER USE DISORDER - PAST YEAR USERS

	Freq	Pct
1 = PST YR HEROIN USE DIS (IRPYUD5HER=1 and UDYR5PNRANY=0).....	94	0.16
2 = PST YR PNR USE DIS (IRPYUD5HER=0 and UDYR5PNRANY=1).....	911	1.54
3 = PST YR HER & PNR USE DIS (IRPYUD5HER=1 and UDYR5PNRANY=1).....	67	0.11
4 = NO PST YR HER OR PNR UD (IRPYUD5HER=0 and UDYR5PNRANY=0).....	57997	98.19

NOTE: UD5CNSANY was created using the DSM-5 based SUD variables that include use disorder data from all past year users of prescription stimulants.

(IRPYUD5COC, IRPYUD5MTH, UDYR5STMANY)

UD5CNSANY Len : 1 RC-CNS STIMULANT USE DISORDER - PAST YEAR USERS

	Freq	Pct
0 = No (all source variables = 0).....	58002	98.19
1 = Yes (any source variable = 1)	1067	1.81

NOTE: UD5ILLANY was created using the DSM-5 based SUD variables that include use disorder data from all past year users of prescription drugs.

(IRPYUD5COC, IRPYUD5HAL, IRPYUD5HER, IRPYUD5INH, IRPYUD5MRJ, IRPYUD5MTH, UDYR5PNRANY, UDYR5SEDANY, UDYR5STMANY, UDYR5TRQANY)

UD5ILLANY Len : 1 RC-DRUG USE DISORDER - PAST YEAR USERS

	Freq	Pct
0 = No (all source variables = 0).....	52367	88.65
1 = Yes (any source variable = 1)	6702	11.35

RECODED SUBSTANCE USE DISORDER

NOTE: UD5IEMANY was created using the DSM-5 based SUD variables that include use disorder data from all past year users of prescription drugs.

(IRPYUD5COC, IRPYUD5HAL, IRPYUD5HER, IRPYUD5INH, IRPYUD5MTH, UDYR5PNRANY, UDYR5SEDANY, UDYR5STMANY, UDYR5TRQANY)

UD5IEMANY Len : 1 RC-DRUG OTHER THAN MRJ USE DISORDER - PAST YEAR USERS

	Freq	Pct
0 = No (all source variables = 0).....	56789	96.14
1 = Yes (any source variable = 1)	2280	3.86

NOTE: UD5ILALANY was created using the DSM-5 based SUD variables that include use disorder data from all past year users of prescription drugs.

(IRPYUD5ALC, UD5ILLANY)

UD5ILALANY Len : 1 RC-DRUG OR ALCOHOL USE DISORDER - PAST YEAR USERS

	Freq	Pct
0 = No (all source variables = 0).....	48065	81.37
1 = Yes (any source variable = 1)	11004	18.63

NOTE: UD5ILAALANY was created using the DSM-5 based SUD variables that include use disorder data from all past year users of prescription drugs.

(IRPYUD5ALC, UD5ILLANY)

UD5ILAALANY Len : 1 RC-DRUG AND ALCOHOL USE DISORDER - PAST YEAR USERS

	Freq	Pct
0 = No (IRPYUD5ALC=0 or UD5ILLANY=0).....	57027	96.54
1 = Yes (IRPYUD5ALC=1 and UD5ILLANY=1)	2042	3.46

NOTE: UD5ILNALANY was created using the DSM-5 based SUD variables that include use disorder data from all past year users of prescription drugs.

(IRPYUD5ALC, UD5ILLANY)

UD5ILNALANY Len : 1 RC-DRUG USE DISORDER, NO ALC USE DISORDER - PAST YEAR USERS

	Freq	Pct
0 = No (IRPYUD5ALC=1 or UD5ILLANY=0).....	54409	92.11
1 = Yes (IRPYUD5ALC=0 and UD5ILLANY=1)	4660	7.89

NOTE: UD5ALNILANY was created using the DSM-5 based SUD variables that include use disorder data from all past year users of prescription drugs.

(IRPYUD5ALC, UD5ILLANY)

UD5ALNILANY Len : 1 RC-ALC USE DISORDER, NO DRUG USE DISORDER - PAST YEAR USERS

	Freq	Pct
0 = No (IRPYUD5ALC=0 or UD5ILLANY=1).....	54767	92.72
1 = Yes (IRPYUD5ALC=1 and UD5ILLANY=0)	4302	7.28

NOTE: The following variables UDYR5PNRANY, UDYR5SEDANY, UDYR5STMANY, UDYR5TRQANY, SEVYRPNRANY, SEVYRTRQANY, SEVYRSTMANY, and SEVYRSEDANY were created using the DSM-5 based SUD variables that include use disorder data from all past year users of prescription drugs.

(IRUD5PNRMIS, IRUD5PNRUNM)

UDYR5PNRANY Len : 1 RC-PAIN RELIEVER USE DISORDER, PY USERS

	Freq	Pct
0 = No (all source variables = 0).....	58091	98.34
1 = Yes (any source variable = 1)	978	1.66

(IRUD5SEDMIS, IRUD5SEDUNM)

UDYR5SEDANY Len : 1 RC-SEDATIVE USE DISORDER, PY USERS

	Freq	Pct
0 = No (all source variables = 0).....	58906	99.72
1 = Yes (any source variable = 1)	163	0.28

RECODED SUBSTANCE USE DISORDER

(IRUD5STMMIS, IRUD5STMUNM)

UDYR5STMANY Len : 1 RC-STIMULANT USE DISORDER, PY USERS

	Freq	Pct
0 = No (all source variables = 0).....	58553	99.13
1 = Yes (any source variable = 1)	516	0.87

(IRUD5TRQMIS, IRUD5TRQUNM)

UDYR5TRQANY Len : 1 RC-TRANQUILIZER USE DISORDER, PY USERS

	Freq	Pct
0 = No (all source variables = 0).....	58698	99.37
1 = Yes (any source variable = 1)	371	0.63

(IRSEVPNRMIS, IRSEVPNRUNM)

SEVYRPNRANY Len : 1 RC-PAIN RELIEVER USE DISORDER SEVERITY, PY USERS

	Freq	Pct
1 = Mild disorder	661	1.12
2 = Moderate disorder.....	141	0.24
3 = Severe disorder	176	0.30
9 = Legitimate Skip.....	58091	98.34

(IRSEVTRQMIS, IRSEVTRQUNM)

SEVYRTRQANY Len : 1 RC-TRANQUILIZER USE DISORDER SEVERITY, PY USERS

	Freq	Pct
1 = Mild disorder	250	0.42
2 = Moderate disorder.....	54	0.09
3 = Severe disorder	67	0.11
9 = Legitimate Skip.....	58698	99.37

(IRSEVSTMMIS, IRSEVSTMUNM)

SEVYRSTMANY Len : 1 RC-STIMULANT USE DISORDER SEVERITY, PY USERS

	Freq	Pct
1 = Mild disorder	336	0.57
2 = Moderate disorder.....	84	0.14
3 = Severe disorder	96	0.16
9 = Legitimate Skip.....	58553	99.13

(IRSEVSEDMIS, IRSEVSEDUNM)

SEVYRSEDANY Len : 1 RC-SEDATIVE USE DISORDER SEVERITY, PY USERS

	Freq	Pct
1 = Mild disorder	94	0.16
2 = Moderate disorder.....	39	0.07
3 = Severe disorder	30	0.05
9 = Legitimate Skip.....	58906	99.72

NOTE: The following six substance use disorder (SUD) severity recoded variables were created using the DSM-5 based SUD variables that include use disorder data from all past year users of prescription drugs. These SUD severity recoded variables are defined as the maximum disorder severity level across multiple substances (each of the source variables represent a substance). When any of the source variables indicated a disorder (mild, moderate, or severe), these recoded variables are assigned the maximum severity level.

(SEVYRSEDANY, SEVYRTRQANY)

SVYRTQSDANY Len : 1 RC-TRANQUILIZER OR SEDATIVE USE DISORDER SEVERITY, PY USERS

	Freq	Pct
1 = Mild disorder (See comment above).....	307	0.52
2 = Moderate disorder (See comment above).....	85	0.14
3 = Severe disorder (See comment above).....	87	0.15
4 = No Past Year Use Disorder (all source variables=9).....	58590	99.19

(SEVYRPNRANY, SEVYRSEDANY, SEVYRSTMANY, SEVYRTRQANY)

SVYRPSYANY Len : 1 RC-PSYCHOTHERAPEUTIC USE DISORDER SEVERITY, PY USERS

	Freq	Pct
1 = Mild disorder (See comment above SVYRTQSDANY).....	1105	1.87
2 = Moderate disorder (See comment above SVYRTQSDANY).....	245	0.41
3 = Severe disorder (See comment above SVYRTQSDANY).....	308	0.52
4 = No Past Year Use Disorder (all source variables=9).....	57411	97.19

RECODED SUBSTANCE USE DISORDER

(IRPYSEV5HER, SEVYRPNRANY)

SVYROPIANY Len : 1 RC-OPIOID USE DISORDER SEVERITY, PY USERS

	Freq	Pct
1 = Mild disorder (See comment above SVYRTQSDANY).....	658	1.11
2 = Moderate disorder (See comment above SVYRTQSDANY).....	146	0.25
3 = Severe disorder (See comment above SVYRTQSDANY).....	268	0.45
4 = No Past Year Use Disorder (all source variables=9).....	57997	98.19

(IRPYSEV5COC, IRPYSEV5MTH, SEVYRSTMAN)

SVYRCNSANY Len : 1 RC-CNS STIMULANT USE DISORDER SEVERITY, PY USERS

	Freq	Pct
1 = Mild disorder (See comment above SVYRTQSDANY).....	474	0.80
2 = Moderate disorder (See comment above SVYRTQSDANY).....	180	0.30
3 = Severe disorder (See comment above SVYRTQSDANY).....	413	0.70
4 = No Past Year Use Disorder (all source variables=9).....	58002	98.19

(IRPYSEV5COC, IRPYSEV5HAL, IRPYSEV5HER, IRPYSEV5INH, IRPYSEV5MRJ, IRPYSEV5MTH, SEVYRPNRANY, SEVYRSEDANY, SEVYRSTMAN, SEVYRTRQANY)

SVYRDUDANY Len : 1 RC-DRUG USE DISORDER SEVERITY, PY USERS

	Freq	Pct
1 = Mild disorder (See comment above SVYRTQSDANY).....	3456	5.85
2 = Moderate disorder (See comment above SVYRTQSDANY).....	1668	2.82
3 = Severe disorder (See comment above SVYRTQSDANY).....	1578	2.67
4 = No Past Year Use Disorder (all source variables=9).....	52367	88.65

(IRPYSEV5ALC, IRPYSEV5COC, IRPYSEV5HAL, IRPYSEV5HER, IRPYSEV5INH, IRPYSEV5MRJ, IRPYSEV5MTH, SEVYRPNRANY, SEVYRSEDANY, SEVYRSTMAN, SEVYRTRQANY)

SVYRSUDANY Len : 1 RC-SUBSTANCE USE DISORDER SEVERITY, PY USERS

	Freq	Pct
1 = Mild disorder (See comment above SVYRTQSDANY).....	5768	9.76
2 = Moderate disorder (See comment above SVYRTQSDANY).....	2626	4.45
3 = Severe disorder (See comment above SVYRTQSDANY).....	2610	4.42
4 = No Past Year Use Disorder (all source variables=9).....	48065	81.37

PRIOR SUBSTANCE USE

PRIOR SUBSTANCE USE

The values in this section may be inconsistent with values for variables in other sections of the interview. Items in this section were edited when respondents legitimately skipped out of these items based on prior answers in earlier sections. Otherwise, variables in one section of the interview generally were not edited to make them consistent with variables in another section of the interview. This note applies to variables in this section marked by a¹.

NOTE: The variables MRJYRBFR and MRJAGLST were not edited with respect to one another. Therefore, inconsistencies could exist between these two variables.

Earlier questions were about the past 12 months. This question is about the year before that, that is, from [DATEFILL - 12 MONTHS] to [DATEFILL]. During that year, beginning [DATEFILL - 12 MONTHS] and ending [DATEFILL], did you use marijuana or any cannabis product, even once?

(LU01)

MRJYRBFR¹

Len : 2 USE MJ/CANNABIS EVEN ONCE YR BEFORE LAST

	Freq	Pct
1 = Yes.....	12221	20.69
2 = No.....	13381	22.65
85 = BAD DATA Logically assigned.....	5	0.01
91 = NEVER USED MARIJUANA.....	32937	55.76
94 = DON'T KNOW.....	115	0.19
97 = REFUSED.....	51	0.09
98 = BLANK (NO ANSWER).....	359	0.61

The computer recorded that you last used marijuana or any cannabis product [MJREC FILL]. How old were you the last time you used marijuana or any cannabis product?

(LU02)

MRJAGLST¹

Len : 3 HOW OLD WERE YOU THE LAST TIME USED MARIJUANA/CANNABIS

	Freq	Pct
RANGE = 4 - 83.....	15529	26.29
985 = BAD DATA Logically assigned.....	344	0.58
989 = LEGITIMATE SKIP Logically assigned.....	4	0.01
991 = NEVER USED MARIJUANA.....	32937	55.76
994 = DON'T KNOW.....	275	0.47
997 = REFUSED.....	71	0.12
998 = BLANK (NO ANSWER).....	312	0.53
999 = LEGITIMATE SKIP.....	9597	16.25

Did you last use marijuana or any cannabis product in [CURRENT YEAR - 1] or [CURRENT YEAR]?

Did you last use marijuana or any cannabis product in [CURRENT YEAR - 2] or [CURRENT YEAR - 1]?

In what month in [CURRENT YEAR] did you last use marijuana or cannabis product?

(LU02A, LU02B, LU02C)

MRJYLU¹

Len : 4 YEAR OF LAST MARIJUANA/CANNABIS USE - RECODE

	Freq	Pct
RANGE = 2020 - 2022.....	5222	8.84
9985 = BAD DATA Logically assigned.....	66	0.11
9989 = LEGITIMATE SKIP Logically assigned.....	177	0.30
9991 = NEVER USED MARIJUANA.....	32937	55.76
9994 = DON'T KNOW.....	300	0.51
9997 = REFUSED.....	76	0.13
9998 = BLANK (NO ANSWER).....	658	1.11
9999 = LEGITIMATE SKIP.....	19633	33.24

PRIOR SUBSTANCE USE

In what month in [CURRENT YEAR] did you last use marijuana or any cannabis product?

In what month in [YEAR FROM LU02a or LU02b] did you last use marijuana or any cannabis product?

(LU02C, LU02D)

MRJMLU¹

Len : 2 MONTH OF LAST MARIJUANA/CANNABIS USE - RECODE

	Freq	Pct
1 = January.....	453	0.77
2 = February.....	366	0.62
3 = March.....	448	0.76
4 = April.....	384	0.65
5 = May.....	409	0.69
6 = June.....	510	0.86
7 = July.....	469	0.79
8 = August.....	451	0.76
9 = September.....	358	0.61
10 = October.....	373	0.63
11 = November.....	345	0.58
12 = December.....	393	0.67
85 = BAD DATA Logically assigned.....	112	0.19
89 = LEGITIMATE SKIP Logically assigned.....	177	0.30
91 = NEVER USED MARIJUANA.....	32937	55.76
94 = DON'T KNOW.....	487	0.82
97 = REFUSED.....	94	0.16
98 = BLANK (NO ANSWER).....	670	1.13
99 = LEGITIMATE SKIP.....	19633	33.24

Earlier the computer recorded that you last smoked part or all of a cigarette [CG06]. How old were you the last time you smoked part or all of a cigarette?

(LU03)

CIGAGLST¹

Len : 3 HOW OLD WERE YOU THE LAST TIME SMOKED CIGARETTE

	Freq	Pct
RANGE = 1 - 84.....	16715	28.30
985 = BAD DATA Logically assigned.....	457	0.77
989 = LEGITIMATE SKIP Logically assigned.....	3	0.01
991 = NEVER USED CIGARETTES.....	34135	57.79
994 = DON'T KNOW.....	285	0.48
997 = REFUSED.....	30	0.05
998 = BLANK (NO ANSWER).....	237	0.40
999 = LEGITIMATE SKIP.....	7207	12.20

Did you last smoke part or all of a cigarette in [CURRENT YEAR - 1] or [CURRENT YEAR]?

Did you last smoke part or all of a cigarette in [CURRENT YEAR - 2] or [CURRENT YEAR - 1]?

In what month in [CURRENT YEAR] did you last smoke part or all of a cigarette?

(LU03A, LU03B, LU03C)

CIGYLU¹

Len : 4 YEAR OF LAST CIGARETTE USE - RECODE

	Freq	Pct
RANGE = 2020 - 2022.....	2755	4.66
9985 = BAD DATA Logically assigned.....	57	0.10
9989 = LEGITIMATE SKIP Logically assigned.....	97	0.16
9991 = NEVER USED CIGARETTES.....	34135	57.79
9994 = DON'T KNOW.....	297	0.50
9997 = REFUSED.....	31	0.05
9998 = BLANK (NO ANSWER).....	715	1.21
9999 = LEGITIMATE SKIP.....	20982	35.52

PRIOR SUBSTANCE USE

In what month in [CURRENT YEAR] did you last smoke part or all of a cigarette?

In what month in [YEAR FROM LU03a or LU03b] did you last smoke part or all of a cigarette?

(LU03C, LU03D)

CIGMLU¹

Len : 2 MONTH OF LAST CIGARETTE USE - RECODE

	Freq	Pct
1 = January.....	237	0.40
2 = February.....	225	0.38
3 = March.....	198	0.34
4 = April.....	185	0.31
5 = May.....	195	0.33
6 = June.....	229	0.39
7 = July.....	256	0.43
8 = August.....	234	0.40
9 = September.....	198	0.34
10 = October.....	211	0.36
11 = November.....	183	0.31
12 = December.....	224	0.38
85 = BAD DATA Logically assigned.....	108	0.18
89 = LEGITIMATE SKIP Logically assigned.....	97	0.16
91 = NEVER USED CIGARETTES.....	34135	57.79
94 = DON'T KNOW.....	419	0.71
97 = REFUSED.....	34	0.06
98 = BLANK (NO ANSWER).....	719	1.22
99 = LEGITIMATE SKIP.....	20982	35.52

Earlier the computer also recorded that there was a period in your life when you smoked cigarettes every day for at least 30 days. How old were you when you last smoked cigarettes daily?

(LU04)

CIGDLLST¹

Len : 3 HOW OLD WERE YOU THE LAST TIME SMOKED CIGS DAILY

	Freq	Pct
RANGE = 10 - 85.....	8449	14.30
985 = BAD DATA Logically assigned.....	124	0.21
991 = NEVER USED CIGARETTES.....	34135	57.79
994 = DON'T KNOW.....	87	0.15
997 = REFUSED.....	34	0.06
998 = BLANK (NO ANSWER).....	144	0.24
999 = LEGITIMATE SKIP.....	16096	27.25

Did you last smoke cigarettes daily in [CURRENT YEAR - 1] or [CURRENT YEAR]?

Did you last smoke cigarettes daily in [CURRENT YEAR - 2] or [CURRENT YEAR - 1]?

In what month in [CURRENT YEAR] did you last smoke cigarettes daily?

(LU04A, LU04B, LU04C)

CIGDLYLU¹

Len : 4 YEAR OF LAST CIGARETTE USE EVERY DAY - RECODE

	Freq	Pct
RANGE = 2020 - 2022.....	1395	2.36
9985 = BAD DATA Logically assigned.....	21	0.04
9989 = LEGITIMATE SKIP Logically assigned.....	34	0.06
9991 = NEVER USED CIGARETTES.....	34135	57.79
9994 = DON'T KNOW.....	88	0.15
9997 = REFUSED.....	35	0.06
9998 = BLANK (NO ANSWER).....	269	0.46
9999 = LEGITIMATE SKIP.....	23092	39.09

PRIOR SUBSTANCE USE

In what month in [CURRENT YEAR] did you last smoke cigarettes daily?

In what month in [YEAR FROM LU04a or LU04b] did you last smoke cigarettes daily?

(LU04C, LU04D)

CIGDMLU¹

Len : 2 MONTH OF LAST CIGARETTE USE EVERY DAY - RECODE

	Freq	Pct
1 = January.....	103	0.17
2 = February.....	107	0.18
3 = March.....	98	0.17
4 = April.....	118	0.20
5 = May.....	114	0.19
6 = June.....	113	0.19
7 = July.....	132	0.22
8 = August.....	115	0.19
9 = September.....	110	0.19
10 = October.....	124	0.21
11 = November.....	94	0.16
12 = December.....	132	0.22
85 = BAD DATA Logically assigned.....	28	0.05
89 = LEGITIMATE SKIP Logically assigned.....	34	0.06
91 = NEVER USED CIGARETTES.....	34135	57.79
94 = DON'T KNOW.....	112	0.19
97 = REFUSED.....	39	0.07
98 = BLANK (NO ANSWER).....	269	0.46
99 = LEGITIMATE SKIP.....	23092	39.09

The computer recorded that you last used "smokeless" tobacco [CGSNREC FILL]. How old were you the last time you used "smokeless" tobacco?

(LU05)

SMKAGLAST¹

Len : 3 HOW OLD WERE YOU LAST THE TIME USED "SMOKELESS" TOB

	Freq	Pct
RANGE = 1 - 78.....	5129	8.68
985 = BAD DATA Logically assigned.....	364	0.62
991 = NEVER USED SMOKELESS TOBACCO.....	52107	88.21
994 = DON'T KNOW.....	124	0.21
997 = REFUSED.....	25	0.04
998 = BLANK (NO ANSWER).....	115	0.19
999 = LEGITIMATE SKIP.....	1205	2.04

Did you last use "smokeless" tobacco in [CURRENT YEAR - 1] or [CURRENT YEAR]?

Did you last use "smokeless" tobacco in [CURRENT YEAR - 2] or [CURRENT YEAR - 1]?

In what month in [CURRENT YEAR] did you last use "smokeless" tobacco?

(LU05A, LU05B, LU05C)

SMKYRLAST¹

Len : 4 YEAR OF LAST "SMOKELESS" TOBACCO USE - RECODE

	Freq	Pct
RANGE = 2020 - 2022.....	692	1.17
9985 = BAD DATA Logically assigned.....	18	0.03
9989 = LEGITIMATE SKIP Logically assigned.....	29	0.05
9991 = NEVER USED SMOKELESS TOBACCO.....	52107	88.21
9994 = DON'T KNOW.....	125	0.21
9997 = REFUSED.....	26	0.04
9998 = BLANK (NO ANSWER).....	476	0.81
9999 = LEGITIMATE SKIP.....	5596	9.47

PRIOR SUBSTANCE USE

In what month in [CURRENT YEAR] did you last use "smokeless" tobacco?

In what month in [YEAR FROM LU05a or LU05b] did you last use "smokeless" tobacco?

(LU05C, LU05D)

SMKMOLAST¹

Len : 2 MONTH OF LAST "SMOKELESS" TOBACCO USE - RECODE

	Freq	Pct
1 = January.....	61	0.10
2 = February.....	45	0.08
3 = March.....	61	0.10
4 = April.....	46	0.08
5 = May.....	63	0.11
6 = June.....	73	0.12
7 = July.....	68	0.12
8 = August.....	45	0.08
9 = September.....	52	0.09
10 = October.....	38	0.06
11 = November.....	45	0.08
12 = December.....	46	0.08
85 = BAD DATA Logically assigned.....	32	0.05
89 = LEGITIMATE SKIP Logically assigned.....	29	0.05
91 = NEVER USED SMOKELESS TOBACCO.....	52107	88.21
94 = DON'T KNOW.....	154	0.26
97 = REFUSED.....	28	0.05
98 = BLANK (NO ANSWER).....	480	0.81
99 = LEGITIMATE SKIP.....	5596	9.47

The computer recorded that you last smoked part or all of a cigar or cigarillo [CG37REC FILL]. How old were you the last time you smoked part or all of a cigar or cigarillo?

(LU07)

CGRAGLST¹

Len : 3 HOW OLD WERE YOU THE LAST TIME SMOKED CIGAR/CIGARILLO

	Freq	Pct
RANGE = 2 - 84.....	11624	19.68
985 = BAD DATA Logically assigned.....	735	1.24
989 = LEGITIMATE SKIP Logically assigned.....	1	0.00
991 = NEVER USED CIGARS.....	44014	74.51
994 = DON'T KNOW.....	321	0.54
997 = REFUSED.....	35	0.06
998 = BLANK (NO ANSWER).....	205	0.35
999 = LEGITIMATE SKIP.....	2134	3.61

Did you last smoke part or all of a cigar or cigarillo in [CURRENT YEAR - 1] or [CURRENT YEAR]?

Did you last smoke part or all of a cigar or cigarillo in [CURRENT YEAR - 2] or [CURRENT YEAR - 1]?

In what month in [CURRENT YEAR] did you last smoke part or all of a cigar or cigarillo?

(LU07A, LU07B, LU07C)

CIGARYLU¹

Len : 4 YEAR OF LAST CIGAR/CIGARILLO USE - RECODE

	Freq	Pct
RANGE = 2020 - 2022.....	2518	4.26
9985 = BAD DATA Logically assigned.....	38	0.06
9989 = LEGITIMATE SKIP Logically assigned.....	87	0.15
9991 = NEVER USED CIGARS.....	44014	74.51
9994 = DON'T KNOW.....	327	0.55
9997 = REFUSED.....	37	0.06
9998 = BLANK (NO ANSWER).....	940	1.59
9999 = LEGITIMATE SKIP.....	11108	18.81

PRIOR SUBSTANCE USE

In what month in [CURRENT YEAR] did you last smoke part or all of a cigar or cigarillo?

In what month in [YEAR FROM LU07a or LU07b] did you last smoke part or all of a cigar or cigarillo?

(LU07C, LU07D)

CIGARMLU¹

Len : 2 MONTH OF LAST CIGAR/CIGARILLO USE - RECODE

	Freq	Pct
1 = January.....	203	0.34
2 = February.....	171	0.29
3 = March.....	168	0.28
4 = April.....	168	0.28
5 = May.....	190	0.32
6 = June.....	236	0.40
7 = July.....	304	0.51
8 = August.....	241	0.41
9 = September.....	194	0.33
10 = October.....	198	0.34
11 = November.....	134	0.23
12 = December.....	175	0.30
85 = BAD DATA Logically assigned.....	78	0.13
89 = LEGITIMATE SKIP Logically assigned.....	87	0.15
91 = NEVER USED CIGARS.....	44014	74.51
94 = DON'T KNOW.....	410	0.69
97 = REFUSED.....	43	0.07
98 = BLANK (NO ANSWER).....	947	1.60
99 = LEGITIMATE SKIP.....	11108	18.81

The computer recorded that you last drank an alcoholic beverage [ALCREC FILL]. How old were you the last time you drank an alcoholic beverage?

(LU08)

ALCAGLST¹

Len : 3 HOW OLD WERE YOU LAST TIME DRANK ALCOHOL BEVERAGE

	Freq	Pct
RANGE = 1 - 98.....	14753	24.98
985 = BAD DATA Logically assigned.....	168	0.28
989 = LEGITIMATE SKIP Logically assigned.....	8	0.01
991 = NEVER USED ALCOHOL.....	17216	29.15
994 = DON'T KNOW.....	240	0.41
997 = REFUSED.....	65	0.11
998 = BLANK (NO ANSWER).....	500	0.85
999 = LEGITIMATE SKIP.....	26119	44.22

Did you last drink an alcoholic beverage in [CURRENT YEAR - 1] or [CURRENT YEAR]?

Did you last drink an alcoholic beverage in [CURRENT YEAR - 2] or [CURRENT YEAR - 1]?

In what month in [CURRENT YEAR] did you last drink an alcoholic beverage?

(LU08A, LU08B, LU08C)

ALCYLU¹

Len : 4 YEAR OF LAST ALCOHOL USE - RECODE

	Freq	Pct
RANGE = 2020 - 2022.....	9257	15.67
9985 = BAD DATA Logically assigned.....	124	0.21
9989 = LEGITIMATE SKIP Logically assigned.....	156	0.26
9991 = NEVER USED ALCOHOL.....	17216	29.15
9994 = DON'T KNOW.....	259	0.44
9997 = REFUSED.....	66	0.11
9998 = BLANK (NO ANSWER).....	668	1.13
9999 = LEGITIMATE SKIP.....	31323	53.03

PRIOR SUBSTANCE USE

In what month in [CURRENT YEAR] did you last drink an alcoholic beverage?

In what month in [YEAR FROM LU08a or LU08b] did you last drink an alcoholic beverage?

(LU08C, LU08D)

ALCMLU¹

Len : 2 MONTH OF LAST ALCOHOL USE - RECODE

	Freq	Pct
1 = January.....	1043	1.77
2 = February.....	687	1.16
3 = March.....	703	1.19
4 = April.....	551	0.93
5 = May.....	669	1.13
6 = June.....	835	1.41
7 = July.....	998	1.69
8 = August.....	735	1.24
9 = September.....	594	1.01
10 = October.....	526	0.89
11 = November.....	476	0.81
12 = December.....	1132	1.92
85 = BAD DATA Logically assigned.....	172	0.29
89 = LEGITIMATE SKIP Logically assigned.....	156	0.26
91 = NEVER USED ALCOHOL.....	17216	29.15
94 = DON'T KNOW.....	493	0.83
97 = REFUSED.....	81	0.14
98 = BLANK (NO ANSWER).....	679	1.15
99 = LEGITIMATE SKIP.....	31323	53.03

The computer recorded that you last used cocaine [CCREC FILL]. How old were you the last time you used cocaine?

(LU09)

COCAGLST¹

Len : 3 HOW OLD WERE YOU THE LAST TIME USED COCAINE

	Freq	Pct
RANGE = 6 - 74.....	5727	9.70
985 = BAD DATA Logically assigned.....	334	0.57
989 = LEGITIMATE SKIP Logically assigned.....	13	0.02
991 = NEVER USED COCAINE.....	52318	88.57
994 = DON'T KNOW.....	110	0.19
997 = REFUSED.....	36	0.06
998 = BLANK (NO ANSWER).....	132	0.22
999 = LEGITIMATE SKIP.....	399	0.68

Did you last use cocaine in [CURRENT YEAR - 1] or [CURRENT YEAR]?

Did you last use cocaine in [CURRENT YEAR - 2] or [CURRENT YEAR - 1]?

In what month in [CURRENT YEAR] did you last use cocaine?

(LU09A, LU09B, LU09C)

COCYLU¹

Len : 4 YEAR OF LAST COCAINE USE - RECODE

	Freq	Pct
RANGE = 2020 - 2022.....	902	1.53
9985 = BAD DATA Logically assigned.....	12	0.02
9989 = LEGITIMATE SKIP Logically assigned.....	48	0.08
9991 = NEVER USED COCAINE.....	52318	88.57
9994 = DON'T KNOW.....	115	0.19
9997 = REFUSED.....	40	0.07
9998 = BLANK (NO ANSWER).....	473	0.80
9999 = LEGITIMATE SKIP.....	5161	8.74

PRIOR SUBSTANCE USE

In what month in [CURRENT YEAR] did you last use cocaine?

In what month in [YEAR FROM LU09a or LU09b] did you last use cocaine?

(LU09C, LU09D)

COCMLU¹

Len : 2 MONTH OF LAST COCAINE USE - RECODE

	Freq	Pct
1 = January.....	68	0.12
2 = February.....	65	0.11
3 = March.....	58	0.10
4 = April.....	53	0.09
5 = May.....	70	0.12
6 = June.....	88	0.15
7 = July.....	86	0.15
8 = August.....	70	0.12
9 = September.....	77	0.13
10 = October.....	82	0.14
11 = November.....	57	0.10
12 = December.....	74	0.13
85 = BAD DATA Logically assigned.....	29	0.05
89 = LEGITIMATE SKIP Logically assigned.....	48	0.08
91 = NEVER USED COCAINE.....	52318	88.57
94 = DON'T KNOW.....	148	0.25
97 = REFUSED.....	41	0.07
98 = BLANK (NO ANSWER).....	476	0.81
99 = LEGITIMATE SKIP.....	5161	8.74

The computer recorded that you last used "crack" [CKREC FILL]. How old were you the last time you used "crack?"

(LU10)

CRKAGLST¹

Len : 3 HOW OLD WERE YOU THE LAST TIME USED CRACK

	Freq	Pct
RANGE = 4 - 69.....	1270	2.15
985 = BAD DATA Logically assigned.....	152	0.26
991 = NEVER USED CRACK.....	57446	97.25
994 = DON'T KNOW.....	37	0.06
997 = REFUSED.....	19	0.03
998 = BLANK (NO ANSWER).....	52	0.09
999 = LEGITIMATE SKIP.....	93	0.16

Did you last use "crack" in [CURRENT YEAR - 1] or [CURRENT YEAR]?

Did you last use "crack" in [CURRENT YEAR - 2] or [CURRENT YEAR - 1]?

In what month in [CURRENT YEAR] did you last use "crack"?

(LU10A, LU10B, LU10C)

CRKYLU¹

Len : 4 YEAR OF LAST CRACK USE - RECODE

	Freq	Pct
RANGE = 2020 - 2022.....	104	0.18
9985 = BAD DATA Logically assigned.....	1	0.00
9989 = LEGITIMATE SKIP Logically assigned.....	5	0.01
9991 = NEVER USED CRACK.....	57446	97.25
9994 = DON'T KNOW.....	37	0.06
9997 = REFUSED.....	19	0.03
9998 = BLANK (NO ANSWER).....	204	0.35
9999 = LEGITIMATE SKIP.....	1253	2.12

PRIOR SUBSTANCE USE

In what month in [CURRENT YEAR] did you last use "crack"?

In what month in [YEAR FROM LU10a or LU10b] did you last use "crack"?

(LU10C, LU10D)

CRKMLU¹

Len : 2 MONTH OF LAST CRACK USE - RECODE

	Freq	Pct
1 = January.....	8	0.01
2 = February.....	6	0.01
3 = March.....	10	0.02
4 = April.....	9	0.02
5 = May.....	11	0.02
6 = June.....	7	0.01
7 = July.....	8	0.01
8 = August.....	9	0.02
9 = September.....	7	0.01
10 = October.....	4	0.01
11 = November.....	8	0.01
12 = December.....	11	0.02
85 = BAD DATA Logically assigned.....	4	0.01
89 = LEGITIMATE SKIP Logically assigned.....	5	0.01
91 = NEVER USED CRACK.....	57446	97.25
94 = DON'T KNOW.....	39	0.07
97 = REFUSED.....	20	0.03
98 = BLANK (NO ANSWER).....	204	0.35
99 = LEGITIMATE SKIP.....	1253	2.12

The computer recorded that you last used heroin [HEREC FILL]. How old were you the last time you used heroin?

(LU11)

HERAGLST¹

Len : 3 HOW OLD WERE YOU THE LAST TIME USED HEROIN

	Freq	Pct
RANGE = 2 - 70.....	914	1.55
985 = BAD DATA Logically assigned.....	94	0.16
991 = NEVER USED HEROIN.....	57843	97.92
994 = DON'T KNOW.....	11	0.02
997 = REFUSED.....	17	0.03
998 = BLANK (NO ANSWER).....	74	0.13
999 = LEGITIMATE SKIP.....	116	0.20

Did you last use heroin in [CURRENT YEAR - 1] or [CURRENT YEAR]?

Did you last use heroin in [CURRENT YEAR - 2] or [CURRENT YEAR - 1]?

In what month in [CURRENT YEAR] did you last use heroin?

(LU11A, LU11B, LU11C)

HERYLU¹

Len : 4 YEAR OF LAST HEROIN USE - RECODE

	Freq	Pct
RANGE = 2020 - 2022.....	105	0.18
9985 = BAD DATA Logically assigned.....	4	0.01
9989 = LEGITIMATE SKIP Logically assigned.....	4	0.01
9991 = NEVER USED HEROIN.....	57843	97.92
9994 = DON'T KNOW.....	11	0.02
9997 = REFUSED.....	18	0.03
9998 = BLANK (NO ANSWER).....	168	0.28
9999 = LEGITIMATE SKIP.....	916	1.55

PRIOR SUBSTANCE USE

In what month in [CURRENT YEAR] did you last use heroin?

In what month in [YEAR FROM LU11a or LU11b] did you last use heroin?

(LU11C, LU11D)

HERMLU¹

Len : 2 MONTH OF LAST HEROIN USE - RECODE

	Freq	Pct
1 = January.....	8	0.01
2 = February.....	9	0.02
3 = March.....	6	0.01
4 = April.....	7	0.01
5 = May.....	16	0.03
6 = June.....	8	0.01
7 = July.....	6	0.01
8 = August.....	10	0.02
9 = September.....	7	0.01
10 = October.....	8	0.01
11 = November.....	8	0.01
12 = December.....	7	0.01
85 = BAD DATA Logically assigned.....	6	0.01
89 = LEGITIMATE SKIP Logically assigned.....	4	0.01
91 = NEVER USED HEROIN.....	57843	97.92
94 = DON'T KNOW.....	12	0.02
97 = REFUSED.....	19	0.03
98 = BLANK (NO ANSWER).....	169	0.29
99 = LEGITIMATE SKIP.....	916	1.55

The computer recorded that you last used [LSFILL] [HALLREC FILL]. How old were you the last time you used [LSFILL]?

(LU12)

HALLAGLST¹

Len : 3 HOW OLD WERE YOU THE LAST TIME USED HALLUCINOGEN

	Freq	Pct
RANGE = 1 - 74.....	7977	13.50
985 = BAD DATA Logically assigned.....	408	0.69
989 = LEGITIMATE SKIP Logically assigned.....	19	0.03
991 = NEVER USED HALLUCINOGENS.....	49509	83.82
994 = DON'T KNOW.....	147	0.25
997 = REFUSED.....	40	0.07
998 = BLANK (NO ANSWER).....	399	0.68
999 = LEGITIMATE SKIP.....	570	0.96

Did you last use [LSFILL] in [CURRENT YEAR - 1] or [CURRENT YEAR]?

Did you last use [LSFILL] in [CURRENT YEAR - 2] or [CURRENT YEAR - 1]?

In what month in [CURRENT YEAR] did you last use [LSFILL]?

(LU12A, LU12B, LU12C)

HALLYRLST¹

Len : 4 YEAR OF LAST HALLUCINOGEN USE - RECODE

	Freq	Pct
RANGE = 2020 - 2022.....	1873	3.17
9985 = BAD DATA Logically assigned.....	25	0.04
9989 = LEGITIMATE SKIP Logically assigned.....	70	0.12
9991 = NEVER USED HALLUCINOGENS.....	49509	83.82
9994 = DON'T KNOW.....	154	0.26
9997 = REFUSED.....	42	0.07
9998 = BLANK (NO ANSWER).....	874	1.48
9999 = LEGITIMATE SKIP.....	6522	11.04

PRIOR SUBSTANCE USE

In what month in [CURRENT YEAR] did you last use [LSFILL]?

In what month in [YEAR FROM LU12a or LU12b] did you last use [LSFILL]?

(LU12C, LU12D)

HALLMOLST¹

Len : 2 MONTH OF LAST HALLUCINOGEN USE - RECODE

	Freq	Pct
1 = January.....	134	0.23
2 = February.....	121	0.20
3 = March.....	147	0.25
4 = April.....	147	0.25
5 = May.....	159	0.27
6 = June.....	148	0.25
7 = July.....	201	0.34
8 = August.....	160	0.27
9 = September.....	148	0.25
10 = October.....	140	0.24
11 = November.....	117	0.20
12 = December.....	121	0.20
85 = BAD DATA Logically assigned.....	81	0.14
89 = LEGITIMATE SKIP Logically assigned.....	69	0.12
91 = NEVER USED HALLUCINOGENS.....	49509	83.82
94 = DON'T KNOW.....	220	0.37
97 = REFUSED.....	45	0.08
98 = BLANK (NO ANSWER).....	879	1.49
99 = LEGITIMATE SKIP.....	6523	11.04

The computer recorded that you last used LSD [LSDREC FILL]. How old were you the last time you used LSD?

(LU13)

LSDAGLST¹

Len : 3 HOW OLD WERE YOU THE LAST TIME USED LSD

	Freq	Pct
RANGE = 5 - 68.....	4861	8.23
985 = BAD DATA Logically assigned.....	233	0.39
991 = NEVER USED LSD.....	53518	90.60
994 = DON'T KNOW.....	71	0.12
997 = REFUSED.....	26	0.04
998 = BLANK (NO ANSWER).....	241	0.41
999 = LEGITIMATE SKIP.....	119	0.20

Did you last use LSD in [CURRENT YEAR - 1] or [CURRENT YEAR]?

Did you last use LSD in [CURRENT YEAR - 2] or [CURRENT YEAR - 1]?

In what month in [CURRENT YEAR] did you last use LSD?

(LU13A, LU13B, LU13C)

LSDYLU¹

Len : 4 YEAR OF LAST LSD USE - RECODE

	Freq	Pct
RANGE = 2020 - 2022.....	767	1.30
9985 = BAD DATA Logically assigned.....	18	0.03
9989 = LEGITIMATE SKIP Logically assigned.....	29	0.05
9991 = NEVER USED LSD.....	53518	90.60
9994 = DON'T KNOW.....	73	0.12
9997 = REFUSED.....	26	0.04
9998 = BLANK (NO ANSWER).....	468	0.79
9999 = LEGITIMATE SKIP.....	4170	7.06

PRIOR SUBSTANCE USE

In what month in [CURRENT YEAR] did you last use LSD?

In what month in [YEAR FROM LU13a or LU13b] did you last use LSD?

(LU13C, LU13D)

LSDMLU¹

Len : 2 MONTH OF LAST LSD USE - RECODE

	Freq	Pct
1 = January.....	70	0.12
2 = February.....	43	0.07
3 = March.....	64	0.11
4 = April.....	69	0.12
5 = May.....	51	0.09
6 = June.....	65	0.11
7 = July.....	66	0.11
8 = August.....	62	0.10
9 = September.....	57	0.10
10 = October.....	59	0.10
11 = November.....	55	0.09
12 = December.....	51	0.09
85 = BAD DATA Logically assigned.....	33	0.06
89 = LEGITIMATE SKIP Logically assigned.....	29	0.05
91 = NEVER USED LSD.....	53518	90.60
94 = DON'T KNOW.....	99	0.17
97 = REFUSED.....	27	0.05
98 = BLANK (NO ANSWER).....	481	0.81
99 = LEGITIMATE SKIP.....	4170	7.06

The computer recorded that you last used PCP [PCPREC FILL]. How old were you the last time you used PCP?

(LU14)

PCPAGLST¹

Len : 3 HOW OLD WERE YOU THE LAST TIME USED PCP

	Freq	Pct
RANGE = 5 - 66.....	664	1.12
985 = BAD DATA Logically assigned.....	83	0.14
991 = NEVER USED PCP.....	58205	98.54
994 = DON'T KNOW.....	19	0.03
997 = REFUSED.....	11	0.02
998 = BLANK (NO ANSWER).....	77	0.13
999 = LEGITIMATE SKIP.....	10	0.02

Did you last use PCP in [CURRENT YEAR - 1] or [CURRENT YEAR]?

Did you last use PCP in [CURRENT YEAR - 2] or [CURRENT YEAR - 1]?

In what month in [CURRENT YEAR] did you last use PCP?

(LU14A, LU14B, LU14C)

PCPYLU¹

Len : 4 YEAR OF LAST PCP USE - RECODE

	Freq	Pct
RANGE = 2020 - 2022.....	27	0.05
9985 = BAD DATA Logically assigned.....	1	0.00
9989 = LEGITIMATE SKIP Logically assigned.....	2	0.00
9991 = NEVER USED PCP.....	58205	98.54
9994 = DON'T KNOW.....	19	0.03
9997 = REFUSED.....	12	0.02
9998 = BLANK (NO ANSWER).....	160	0.27
9999 = LEGITIMATE SKIP.....	643	1.09

PRIOR SUBSTANCE USE

In what month in [CURRENT YEAR] did you last use PCP?

In what month in [YEAR FROM LU14a or LU14b] did you last use PCP?

(LU14C, LU14D)

PCPMLU¹ Len : 2 MONTH OF LAST PCP USE - RECODE

	Freq	Pct
1 = January.....	4	0.01
2 = February.....	2	0.00
3 = March.....	1	0.00
4 = April.....	1	0.00
5 = May.....	1	0.00
6 = June.....	5	0.01
7 = July.....	1	0.00
8 = August.....	2	0.00
9 = September.....	2	0.00
10 = October.....	1	0.00
11 = November.....	2	0.00
12 = December.....	1	0.00
85 = BAD DATA Logically assigned.....	2	0.00
89 = LEGITIMATE SKIP Logically assigned.....	2	0.00
91 = NEVER USED PCP.....	58205	98.54
94 = DON'T KNOW.....	20	0.03
97 = REFUSED.....	12	0.02
98 = BLANK (NO ANSWER).....	162	0.27
99 = LEGITIMATE SKIP.....	643	1.09

The computer recorded that you last used "Ecstasy" or "Molly" also known as MDMA [ECSTREC FILL]. How old were you the last time you used "Ecstasy" or "Molly" ?

(LU15)

ECSTMOAGL¹ Len : 3 HOW OLD WERE YOU THE LAST TIME USED ECSTASY/MOLLY

	Freq	Pct
RANGE = 5 - 65.....	4065	6.88
985 = BAD DATA Logically assigned.....	231	0.39
991 = NEVER USED ECSTASY.....	54335	91.99
994 = DON'T KNOW.....	53	0.09
997 = REFUSED.....	21	0.04
998 = BLANK (NO ANSWER).....	254	0.43
999 = LEGITIMATE SKIP.....	110	0.19

Did you last use "Ecstasy" or "Molly" in [CURRENT YEAR - 1] or [CURRENT YEAR]?

Did you last use "Ecstasy" or "Molly" in [CURRENT YEAR - 2] or [CURRENT YEAR - 1]?

In what month in [CURRENT YEAR] did you last use "Ecstasy" or "Molly"?

(LU15A, LU15B, LU15C)

ECSTMOYLU¹ Len : 4 YEAR OF LAST ECSTASY OR MOLLY USE - RECODE

	Freq	Pct
RANGE = 2020 - 2022.....	544	0.92
9985 = BAD DATA Logically assigned.....	6	0.01
9989 = LEGITIMATE SKIP Logically assigned.....	22	0.04
9991 = NEVER USED ECSTASY OR MOLLY.....	54335	91.99
9994 = DON'T KNOW.....	54	0.09
9997 = REFUSED.....	22	0.04
9998 = BLANK (NO ANSWER).....	487	0.82
9999 = LEGITIMATE SKIP.....	3599	6.09

PRIOR SUBSTANCE USE

In what month in [CURRENT YEAR] did you last use "Ecstasy" or "Molly"?

In what month in [YEAR FROM LU15a or LU15b] did you last use "Ecstasy" or "Molly"?

(LU15C, LU15D)

ECSTMOMLU¹

Len : 2 MONTH OF LAST ECSTASY OR MOLLY USE - RECODE

	Freq	Pct
1 = January.....	34	0.06
2 = February.....	35	0.06
3 = March.....	52	0.09
4 = April.....	33	0.06
5 = May.....	54	0.09
6 = June.....	49	0.08
7 = July.....	59	0.10
8 = August.....	37	0.06
9 = September.....	45	0.08
10 = October.....	47	0.08
11 = November.....	27	0.05
12 = December.....	33	0.06
85 = BAD DATA Logically assigned.....	16	0.03
89 = LEGITIMATE SKIP Logically assigned.....	22	0.04
91 = NEVER USED ECSTASY OR MOLLY.....	54335	91.99
94 = DON'T KNOW.....	71	0.12
97 = REFUSED.....	23	0.04
98 = BLANK (NO ANSWER).....	498	0.84
99 = LEGITIMATE SKIP.....	3599	6.09

The computer recorded that you last used any inhalants for kicks or to get high [INREC FILL]. How old were you the last time you used any inhalants for kicks or to get high?

(LU16)

INHLAGLST¹

Len : 3 HOW OLD WERE YOU THE LAST TIME USED INHALANTS

	Freq	Pct
RANGE = 1 - 83.....	4537	7.68
985 = BAD DATA Logically assigned.....	400	0.68
991 = NEVER USED INHALANTS.....	53243	90.14
994 = DON'T KNOW.....	253	0.43
997 = REFUSED.....	76	0.13
998 = BLANK (NO ANSWER).....	319	0.54
999 = LEGITIMATE SKIP.....	241	0.41

Did you last use an inhalant for kicks or to get high in [CURRENT YEAR - 1] or [CURRENT YEAR]?

Did you last use an inhalant for kicks or to get high in [CURRENT YEAR - 2] or [CURRENT YEAR - 1]?

In what month in [CURRENT YEAR] did you last use an inhalant for kicks or to get high?

(LU16A, LU16B, LU16C)

INHLYRLST¹

Len : 4 YEAR OF LAST INHALANT USE - RECODE

	Freq	Pct
RANGE = 2020 - 2022.....	594	1.01
9985 = BAD DATA Logically assigned.....	16	0.03
9989 = LEGITIMATE SKIP Logically assigned.....	33	0.06
9991 = NEVER USED INHALANTS.....	53243	90.14
9994 = DON'T KNOW.....	257	0.44
9997 = REFUSED.....	78	0.13
9998 = BLANK (NO ANSWER).....	716	1.21
9999 = LEGITIMATE SKIP.....	4132	7.00

PRIOR SUBSTANCE USE

In what month in [CURRENT YEAR] did you last use an inhalant for kicks or to get high?

In what month in [YEAR FROM LU16a or LU16b] did you last use an inhalant for kicks or to get high?

(LU16C, LU16D)

INHLMOLST¹

Len : 2 MONTH OF LAST INHALANT USE - RECODE

	Freq	Pct
1 = January.....	27	0.05
2 = February.....	53	0.09
3 = March.....	46	0.08
4 = April.....	42	0.07
5 = May.....	33	0.06
6 = June.....	60	0.10
7 = July.....	53	0.09
8 = August.....	37	0.06
9 = September.....	36	0.06
10 = October.....	51	0.09
11 = November.....	39	0.07
12 = December.....	31	0.05
85 = BAD DATA Logically assigned.....	35	0.06
89 = LEGITIMATE SKIP Logically assigned.....	33	0.06
91 = NEVER USED INHALANTS.....	53243	90.14
94 = DON'T KNOW.....	315	0.53
97 = REFUSED.....	79	0.13
98 = BLANK (NO ANSWER).....	724	1.23
99 = LEGITIMATE SKIP.....	4132	7.00

The computer recorded that you last used methamphetamine [MEREK FILL]. How old were you the last time you used methamphetamine?

(LU17)

METHAGLST¹

Len : 3 HOW OLD WERE YOU THE LAST TIME USED METH

	Freq	Pct
RANGE = 6 - 68.....	2110	3.57
985 = BAD DATA Logically assigned.....	156	0.26
989 = LEGITIMATE SKIP Logically assigned.....	2	0.00
991 = NEVER USED METHAMPHETAMINE.....	56325	95.35
994 = DON'T KNOW.....	52	0.09
997 = REFUSED.....	18	0.03
998 = BLANK (NO ANSWER).....	111	0.19
999 = LEGITIMATE SKIP.....	295	0.50

Did you last use methamphetamine in [CURRENT YEAR - 1] or [CURRENT YEAR]?

Did you last use methamphetamine in [CURRENT YEAR - 2] or [CURRENT YEAR - 1]?

In what month in [CURRENT YEAR] did you last use methamphetamine?

(LU17A, LU17B, LU17C)

METHYRLST¹

Len : 4 YEAR OF LAST METHAMPHETAMINE USE - RECODE

	Freq	Pct
RANGE = 2020 - 2022.....	284	0.48
9985 = BAD DATA Logically assigned.....	6	0.01
9989 = LEGITIMATE SKIP Logically assigned.....	16	0.03
9991 = NEVER USED METHAMPHETAMINE.....	56325	95.35
9994 = DON'T KNOW.....	54	0.09
9997 = REFUSED.....	18	0.03
9998 = BLANK (NO ANSWER).....	266	0.45
9999 = LEGITIMATE SKIP.....	2100	3.56

PRIOR SUBSTANCE USE

In what month in [CURRENT YEAR] did you last use methamphetamine?

In what month in [YEAR FROM LU17a or LU17b] did you last use methamphetamine?

(LU17C, LU17D)

METHMOLST¹

Len : 2 MONTH OF LAST METH USE - RECODE

	Freq	Pct
1 = January.....	27	0.05
2 = February.....	25	0.04
3 = March.....	26	0.04
4 = April.....	22	0.04
5 = May.....	24	0.04
6 = June.....	21	0.04
7 = July.....	21	0.04
8 = August.....	17	0.03
9 = September.....	13	0.02
10 = October.....	16	0.03
11 = November.....	26	0.04
12 = December.....	26	0.04
85 = BAD DATA Logically assigned.....	14	0.02
89 = LEGITIMATE SKIP Logically assigned.....	16	0.03
91 = NEVER USED METHAMPHETAMINE.....	56325	95.35
94 = DON'T KNOW.....	63	0.11
97 = REFUSED.....	20	0.03
98 = BLANK (NO ANSWER).....	267	0.45
99 = LEGITIMATE SKIP.....	2100	3.56

NOTE: Respondents were assigned legitimate skip codes of 99 or 89 in CIGYRBFR if they reported in the core TOBACCO module that they last smoked a cigarette more than 3 years ago. Logically, these respondents would not have smoked a cigarette in the past 12 to 24 months. In addition, CIGYRBFR was not edited with respect to CIGAGLST or CIGDLLST. Therefore, inconsistencies could exist between CIGYRBFR and these other variables.

Earlier questions were about the past 12 months. This question is about the year before that, that is, from [DATEFILL - 12 MONTHS] to [DATEFILL]. During that year, beginning [DATEFILL - 12 MONTHS] and ending [DATEFILL], did you smoke part or all of a cigarette, even once?

(LU37)

CIGYRBFR¹

Len : 2 SMOKE ALL OR PART OF CIGARETTE IN YR BEFORE LAST

	Freq	Pct
1 = Yes.....	8411	14.24
2 = No.....	3317	5.62
85 = BAD DATA Logically assigned.....	5	0.01
91 = NEVER USED CIGARETTES.....	34135	57.79
94 = DON'T KNOW.....	96	0.16
97 = REFUSED.....	52	0.09
98 = BLANK (NO ANSWER).....	303	0.51
99 = LEGITIMATE SKIP.....	12750	21.58

NOTE: The variables ALCYRBFR and ALCAGLST were not edited with respect to one another. Therefore, inconsistencies could exist between these two variables.

Earlier questions were about the past 12 months. This question is about the year before that, that is, from [DATEFILL - 12 MONTHS] to [DATEFILL]. During that year, beginning [DATEFILL - 12 MONTHS] and ending [DATEFILL], did you have a drink of any type of alcoholic beverage, even once?

(LU38)

ALCYRBFR¹

Len : 2 HAVE ALCOHOLIC BEVERAGE IN YEAR BEFORE LAST

	Freq	Pct
1 = Yes.....	30699	51.97
2 = No.....	10261	17.37
85 = BAD DATA Logically assigned.....	9	0.02
91 = NEVER USED ALCOHOL.....	17216	29.15
94 = DON'T KNOW.....	226	0.38
97 = REFUSED.....	85	0.14
98 = BLANK (NO ANSWER).....	573	0.97

PRIOR SUBSTANCE USE

NOTE: The variables COCYRBFR and COCAGLST were not edited with respect to one another. Therefore, inconsistencies could exist between these two variables.

Earlier questions were about the past 12 months. This question is about the year before that, that is, from [DATEFILL - 12 MONTHS] to [DATEFILL]. During that year, beginning [DATEFILL - 12 MONTHS] and ending [DATEFILL], did you use any form of cocaine, even once?

(LU39)

COCYRBFR¹

Len : 2 HAVE ANY FORM OF COCAINE IN YEAR BEFORE LAST

	Freq	Pct
1 = Yes.....	1141	1.93
2 = No.....	5420	9.18
85 = BAD DATA Logically assigned.....	3	0.01
91 = NEVER USED COCAINE	52318	88.57
94 = DON'T KNOW	28	0.05
97 = REFUSED	26	0.04
98 = BLANK (NO ANSWER)	133	0.23

ALCOHOL AND DRUG TREATMENT

ALCOHOL AND DRUG TREATMENT

The values in this section may be inconsistent with values for variables in other sections of the interview. Items in this section were edited when respondents legitimately skipped out of these items based on prior answers in earlier sections. Otherwise, variables in one section of the interview generally were not edited to make them consistent with variables in another section of the interview. This note applies to variables in this section marked by a¹.

When you received the following help in the past 12 months, was it for your alcohol use only, your drug use only, or for both your alcohol and drug use?

Support groups

(TXSBHELA)
SUTSUPPADB¹

Len : 2 SUBSTANCE TYPE (ALC/DRGS/BOTH) PRTCPTD IN SUPP GRP FOR

	Freq	Pct
1 = For alcohol use only.....	358	0.61
2 = For drug use only.....	303	0.51
3 = For both alcohol and drug use.....	302	0.51
4 = For alcohol use only LOGICALLY ASSIGNED.....	51	0.09
5 = For drug use only LOGICALLY ASSIGNED.....	73	0.12
85 = BAD DATA Logically Assigned.....	7	0.01
91 = NEVER USED ALCOHOL OR DRUGS.....	10772	18.24
94 = DON'T KNOW.....	15	0.03
97 = REFUSED.....	14	0.02
98 = BLANK (NO ANSWER).....	1313	2.22
99 = LEGITIMATE SKIP.....	45861	77.64

For which of the following substances did you receive outpatient treatment in the past 12 months?

Alcohol?

(TXSBSUOA)
SUTOUTALC¹

Len : 2 RCVD OUTPATIENT TREATMENT FOR ALCOHOL USE - PST 12 MOS

	Freq	Pct
1 = Yes.....	479	0.81
2 = No.....	1295	2.19
7 = Yes LOGICALLY ASSIGNED.....	86	0.15
85 = BAD DATA Logically assigned.....	8	0.01
91 = NEVER USED ALCOHOL OR DRUGS.....	10772	18.24
93 = USED DRUGS BUT NOT ALCOHOL.....	5944	10.06
94 = DON'T KNOW.....	2	0.00
97 = REFUSED.....	4	0.01
98 = BLANK (NO ANSWER).....	1246	2.11
99 = LEGITIMATE SKIP.....	39233	66.42

Marijuana or cannabis products?

(TXSBSUOB)
SUTOUTMRJ¹

Len : 2 RCVD OUTPATIENT TREATMENT FOR MARIJUANA USE - PST 12 MOS

	Freq	Pct
1 = Yes.....	280	0.47
2 = No.....	1287	2.18
3 = Yes LOGICALLY ASSIGNED (from OTHER, Specify).....	1	0.00
7 = Yes LOGICALLY ASSIGNED.....	11	0.02
85 = BAD DATA Logically assigned.....	6	0.01
91 = NEVER USED ALCOHOL OR DRUGS.....	10772	18.24
93 = USED ALCOHOL OR DRUGS BUT NOT MARIJUANA.....	21664	36.68
94 = DON'T KNOW.....	2	0.00
97 = REFUSED.....	3	0.01
98 = BLANK (NO ANSWER).....	980	1.66
99 = LEGITIMATE SKIP.....	24063	40.74

ALCOHOL AND DRUG TREATMENT

Inhalants such as [INFILL2]?

(TXSBSUOC)

SUTOUTINHL¹

Len : 2 RCVD OUTPATIENT TREATMENT FOR INHALANT USE - PST 12 MOS

	Freq	Pct
1 = Yes.....	35	0.06
2 = No.....	541	0.92
7 = Yes LOGICALLY ASSIGNED.....	10	0.02
85 = BAD DATA Logically assigned.....	10	0.02
91 = NEVER USED ALCOHOL OR DRUGS.....	10772	18.24
93 = USED ALCOHOL OR DRUGS BUT NOT INHALANTS.....	42040	71.17
94 = DON'T KNOW.....	2	0.00
97 = REFUSED.....	2	0.00
98 = BLANK (NO ANSWER).....	637	1.08
99 = LEGITIMATE SKIP.....	5020	8.50

Hallucinogens such as [HALLFILL2]?

(TXSBSUOD)

SUTOUTHALL¹

Len : 2 RCVD OUTPATIENT TREATMENT FOR HALLUCINOGEN USE - PST 12 MOS

	Freq	Pct
1 = Yes.....	48	0.08
2 = No.....	859	1.45
3 = Yes LOGICALLY ASSIGNED (from OTHER, Specify).....	3	0.01
7 = Yes LOGICALLY ASSIGNED.....	1	0.00
85 = BAD DATA Logically assigned.....	5	0.01
91 = NEVER USED ALCOHOL OR DRUGS.....	10772	18.24
93 = USED ALCOHOL OR DRUGS BUT NOT HALLUCINOGENS.....	38325	64.88
94 = DON'T KNOW.....	1	0.00
97 = REFUSED.....	3	0.01
98 = BLANK (NO ANSWER).....	703	1.19
99 = LEGITIMATE SKIP.....	8349	14.13

Cocaine or "crack"?

(TXSBSUOE)

SUTOUTCOC¹

Len : 2 RCVD OUTPATIENT TREATMENT FOR COCAINE USE - PST 12 MOS

	Freq	Pct
1 = Yes.....	110	0.19
2 = No.....	668	1.13
85 = BAD DATA Logically assigned.....	4	0.01
91 = NEVER USED ALCOHOL OR DRUGS.....	10772	18.24
93 = USED ALCOHOL OR DRUGS BUT NOT COCAINE.....	41039	69.48
94 = DON'T KNOW.....	2	0.00
97 = REFUSED.....	1	0.00
98 = BLANK (NO ANSWER).....	663	1.12
99 = LEGITIMATE SKIP.....	5810	9.84

Heroin?

(TXSBSUOF)

SUTOUTHER¹

Len : 2 RCVD OUTPATIENT TREATMENT FOR HEROIN USE - PST 12 MOS

	Freq	Pct
1 = Yes.....	191	0.32
2 = No.....	164	0.28
13 = Yes LOG ASSN (from OTHER, Specify but no lifetime use).....	1	0.00
85 = BAD DATA Logically assigned.....	5	0.01
91 = NEVER USED ALCOHOL OR DRUGS.....	10772	18.24
93 = USED ALCOHOL OR DRUGS BUT NOT HEROIN.....	46595	78.88
97 = REFUSED.....	1	0.00
98 = BLANK (NO ANSWER).....	558	0.94
99 = LEGITIMATE SKIP.....	782	1.32

ALCOHOL AND DRUG TREATMENT

Methamphetamine?

(TXSBSUOG)

SUTOUTMETH¹

Len : 2 RCVD OUTPATIENT TREATMENT FOR METHAMPHETAMINE USE-PST 12 MOS

	Freq	Pct
1 = Yes.....	154	0.26
2 = No.....	338	0.57
13 = Yes LOG ASSN (from OTHER, Specify but no lifetime use).....	1	0.00
85 = BAD DATA Logically assigned.....	2	0.00
91 = NEVER USED ALCOHOL OR DRUGS	10772	18.24
93 = USED ALCOHOL OR DRUGS BUT NOT METHAMPHETAMINE	45067	76.30
94 = DON'T KNOW	1	0.00
98 = BLANK (NO ANSWER)	594	1.01
99 = LEGITIMATE SKIP.....	2140	3.62

Prescription pain relievers?

(TXSBSUOH)

SUTOUTPNR¹

Len : 2 RCVD OUTPATIENT TREATMENT FOR PAIN RELIEVER USE - PST 12 MOS

	Freq	Pct
1 = Yes.....	316	0.53
2 = No.....	1148	1.94
3 = Yes LOGICALLY ASSIGNED (from OTHER, Specify).....	8	0.01
7 = Yes LOGICALLY ASSIGNED.....	69	0.12
13 = Yes LOG ASSN (from OTHER, Specify but no lifetime use).....	2	0.00
85 = BAD DATA Logically assigned.....	11	0.02
91 = NEVER USED ALCOHOL OR DRUGS	10772	18.24
93 = = USED ALCOHOL OR DRUGS BUT NOT PAIN RELIEVERS.....	19351	32.76
94 = DON'T KNOW	2	0.00
97 = REFUSED	3	0.01
98 = BLANK (NO ANSWER)	1054	1.78
99 = LEGITIMATE SKIP.....	26333	44.58

Prescription stimulants?

(TXSBSUOI)

SUTOUTSTM¹

Len : 2 RCVD OUTPATIENT TREATMENT FOR STIMULANT USE - PST 12 MOS

	Freq	Pct
1 = Yes.....	129	0.22
2 = No.....	661	1.12
3 = Yes LOGICALLY ASSIGNED (from OTHER, Specify).....	1	0.00
7 = Yes LOGICALLY ASSIGNED.....	15	0.03
85 = BAD DATA Logically assigned.....	7	0.01
91 = NEVER USED ALCOHOL OR DRUGS	10772	18.24
93 = USED ALCOHOL OR DRUGS BUT NOT STIMULANTS	39566	66.98
94 = DON'T KNOW	2	0.00
97 = REFUSED	1	0.00
98 = BLANK (NO ANSWER)	782	1.32
99 = LEGITIMATE SKIP.....	7133	12.08

ALCOHOL AND DRUG TREATMENT

Prescription tranquilizers?

(TXSBSUOJ)
SUTOUTTRQ¹

Len : 2 RCVD OUTPATIENT TREATMENT FOR TRANQUILIZER USE - PST 12 MOS

	Freq	Pct
1 = Yes.....	90	0.15
2 = No.....	785	1.33
3 = Yes LOGICALLY ASSIGNED (from OTHER, Specify).....	3	0.01
7 = Yes LOGICALLY ASSIGNED.....	5	0.01
13 = Yes LOG ASSN (from OTHER, Specify but no lifetime use).....	2	0.00
85 = BAD DATA Logically assigned.....	11	0.02
91 = NEVER USED ALCOHOL OR DRUGS.....	10772	18.24
93 = USED ALCOHOL OR DRUGS BUT NOT TRANQUILIZERS.....	37419	63.35
94 = DON'T KNOW.....	3	0.01
97 = REFUSED.....	3	0.01
98 = BLANK (NO ANSWER).....	786	1.33
99 = LEGITIMATE SKIP.....	9190	15.56

Prescription sedatives?

(TXSBSUOK)
SUTOUTSED¹

Len : 2 RCVD OUTPATIENT TREATMENT FOR SEDATIVE USE - PST 12 MOS

	Freq	Pct
1 = Yes.....	69	0.12
2 = No.....	501	0.85
7 = Yes LOGICALLY ASSIGNED.....	7	0.01
13 = Yes LOG ASSN (from OTHER, Specify but no lifetime use).....	1	0.00
85 = BAD DATA Logically assigned.....	8	0.01
91 = NEVER USED ALCOHOL OR DRUGS.....	10772	18.24
93 = USED ALCOHOL OR DRUGS BUT NOT SEDATIVES.....	41867	70.88
94 = DON'T KNOW.....	3	0.01
97 = REFUSED.....	2	0.00
98 = BLANK (NO ANSWER).....	789	1.34
99 = LEGITIMATE SKIP.....	5050	8.55

Some other drug?

(TXSBSUOL)
SUTOUTODG¹

Len : 2 RCVD OUTPATIENT TREATMENT FOR OTHER DRUG USE - PST 12 MOS

	Freq	Pct
1 = Yes.....	130	0.22
2 = No.....	1309	2.22
17 = Received treatment for unspecified drug.....	70	0.12
19 = Substance not specified.....	691	1.17
85 = BAD DATA Logically assigned.....	10	0.02
91 = NEVER USED ALCOHOL OR DRUGS.....	10772	18.24
94 = DON'T KNOW.....	7	0.01
97 = REFUSED.....	1	0.00
98 = BLANK (NO ANSWER).....	1405	2.38
99 = LEGITIMATE SKIP.....	44674	75.63

ALCOHOL AND DRUG TREATMENT

When you received the following treatment services in the past 12 months, was it for your alcohol use only, your drug use only, or both your alcohol and drug use?

Professional treatment over the phone, or through video

(TXSBSRVA)
SUTPHVIADB¹

Len : 2 SUBSTANCE TYPE (ALC/DRGS/BOTH) RCVD PHONE/VIDEO SRVCS FOR

	Freq	Pct
1 = For alcohol use only.....	239	0.40
2 = For drug use only.....	364	0.62
3 = For both alcohol and drug use.....	144	0.24
4 = For alcohol use only LOGICALLY ASSIGNED.....	16	0.03
5 = For drug use only LOGICALLY ASSIGNED.....	77	0.13
85 = BAD DATA Logically assigned.....	8	0.01
91 = NEVER USED ALCOHOL OR DRUGS.....	10772	18.24
94 = DON'T KNOW.....	9	0.02
97 = REFUSED.....	10	0.02
98 = BLANK (NO ANSWER).....	1346	2.28
99 = LEGITIMATE SKIP.....	46084	78.02

Peer support specialist or recovery coach

(TXSBSRVD)
SUTPEERADB¹

Len : 2 SUB TYPE (ALC/DRG/BOTH) RCVD HELP FROM PEER SUPP SPCLST FOR

	Freq	Pct
1 = For alcohol use only.....	102	0.17
2 = For drug use only.....	187	0.32
3 = For both alcohol and drug use.....	94	0.16
4 = For alcohol use only LOGICALLY ASSIGNED.....	9	0.02
5 = For drug use only LOGICALLY ASSIGNED.....	35	0.06
85 = BAD DATA Logically assigned.....	8	0.01
91 = NEVER USED ALCOHOL OR DRUGS.....	10772	18.24
94 = DON'T KNOW.....	6	0.01
97 = REFUSED.....	6	0.01
98 = BLANK (NO ANSWER).....	1352	2.29
99 = LEGITIMATE SKIP.....	46498	78.72

There may be many reasons you did not get treatments during the past 12 months.

For each statement, please mark whether or not it was one of the reasons why you did not get [additional] professional counseling, medication, or other treatment for your alcohol or drug use.

You thought it would cost too much.

(TXSBNOA)
SUTUNCOST¹

Len : 2 UNMET SUB TRMT NEED: TREATMENT COST TOO MUCH

	Freq	Pct
1 = Yes.....	232	0.39
2 = No.....	267	0.45
91 = NEVER USED ALCOHOL OR DRUGS.....	10772	18.24
94 = DON'T KNOW.....	9	0.02
97 = REFUSED.....	3	0.01
98 = BLANK (NO ANSWER).....	1388	2.35
99 = LEGITIMATE SKIP.....	46398	78.55

ALCOHOL AND DRUG TREATMENT

You did not have health insurance coverage for alcohol or drug use treatment.

(TXSBNOB)

SUTUNINSCV¹ Len : 2 UNMET SUB TRMT NEED: NO HEALTH INSURANCE COVERAGE FOR TRMT

	Freq	Pct
1 = Yes.....	145	0.25
2 = No.....	328	0.56
91 = NEVER USED ALCOHOL OR DRUGS	10772	18.24
94 = DON'T KNOW.....	33	0.06
97 = REFUSED	5	0.01
98 = BLANK (NO ANSWER)	1388	2.35
99 = LEGITIMATE SKIP.....	46398	78.55

Your health insurance would not pay enough of the costs for treatment.

(TXSBNOC)

SUTUNENFCV¹ Len : 2 UNMET SUB TRMT NEED: HEALTH INSURANCE DID NOT COVER ENOUGH

	Freq	Pct
1 = Yes.....	126	0.21
2 = No.....	323	0.55
91 = NEVER USED ALCOHOL OR DRUGS	10772	18.24
94 = DON'T KNOW.....	58	0.10
97 = REFUSED	4	0.01
98 = BLANK (NO ANSWER)	1388	2.35
99 = LEGITIMATE SKIP.....	46398	78.55

You did not know how or where to get treatment.

(TXSBNOD)

SUTUNWHER¹ Len : 2 UNMET SUB TRMT NEED: DID NOT KNOW HOW/WHERE TO GET TREATMENT

	Freq	Pct
1 = Yes.....	231	0.39
2 = No.....	275	0.47
91 = NEVER USED ALCOHOL OR DRUGS	10772	18.24
94 = DON'T KNOW.....	3	0.01
97 = REFUSED	2	0.00
98 = BLANK (NO ANSWER)	1388	2.35
99 = LEGITIMATE SKIP.....	46398	78.55

You could not find a treatment program or health care professional you wanted to go to.

(TXSBNOE)

SUTUNNOFND¹ Len : 2 UNMET SUB TRMT NEED: COULD NOT FIND PREFERRED PROVIDER

	Freq	Pct
1 = Yes.....	168	0.28
2 = No.....	316	0.53
91 = NEVER USED ALCOHOL OR DRUGS	10772	18.24
94 = DON'T KNOW.....	20	0.03
97 = REFUSED	6	0.01
98 = BLANK (NO ANSWER)	1389	2.35
99 = LEGITIMATE SKIP.....	46398	78.55

There were no openings in the treatment program or with the health care professional you wanted to go to.

(TXSBNOF)

SUTUNNOOPN¹ Len : 2 UNMET SUB TRMT NEED: NO OPENINGS WITH PREFERRED PROVIDER

	Freq	Pct
1 = Yes.....	66	0.11
2 = No.....	412	0.70
91 = NEVER USED ALCOHOL OR DRUGS	10772	18.24
94 = DON'T KNOW.....	28	0.05
97 = REFUSED	4	0.01
98 = BLANK (NO ANSWER)	1389	2.35
99 = LEGITIMATE SKIP.....	46398	78.55

ALCOHOL AND DRUG TREATMENT

You had problems with things like transportation, childcare, or getting appointments at times that worked for you.

(TXSBNOG)

SUTUNPROBS¹

Len : 2 UNMET SUB TRMT NEED: PROB W/TRANS, CHILD CARE, APPT TIMES

	Freq	Pct
1 = Yes.....	120	0.20
2 = No.....	373	0.63
91 = NEVER USED ALCOHOL OR DRUGS	10772	18.24
94 = DON'T KNOW.....	14	0.02
97 = REFUSED	3	0.01
98 = BLANK (NO ANSWER)	1389	2.35
99 = LEGITIMATE SKIP.....	46398	78.55

You didn't have enough time for treatment.

(TXSBNOH)

SUTUNTIME¹

Len : 2 UNMET SUB TRMT NEED: NOT ENOUGH TIME FOR TREATMENT

	Freq	Pct
1 = Yes.....	207	0.35
2 = No.....	288	0.49
91 = NEVER USED ALCOHOL OR DRUGS	10772	18.24
94 = DON'T KNOW.....	12	0.02
97 = REFUSED	3	0.01
98 = BLANK (NO ANSWER)	1389	2.35
99 = LEGITIMATE SKIP.....	46398	78.55

You were worried that your information would not be kept private.

(TXSBNOI)

SUTUNPRIV¹

Len : 2 UNMET SUB TRMT NEED: WORRIED THAT INFO NOT KEPT PRIVATE

	Freq	Pct
1 = Yes.....	187	0.32
2 = No.....	308	0.52
91 = NEVER USED ALCOHOL OR DRUGS	10772	18.24
94 = DON'T KNOW.....	12	0.02
97 = REFUSED	3	0.01
98 = BLANK (NO ANSWER)	1389	2.35
99 = LEGITIMATE SKIP.....	46398	78.55

You were worried about what people would think or say if you got treatment.

(TXSBNOJ)

SUTUNPTHNK¹

Len : 2 UNMET SUB TRMT NEED: WORRIED WHAT PEOPLE WOULD THINK OR SAY

	Freq	Pct
1 = Yes.....	249	0.42
2 = No.....	255	0.43
91 = NEVER USED ALCOHOL OR DRUGS	10772	18.24
94 = DON'T KNOW.....	4	0.01
97 = REFUSED	2	0.00
98 = BLANK (NO ANSWER)	1389	2.35
99 = LEGITIMATE SKIP.....	46398	78.55

You thought that if people knew you were in treatment bad things would happen, like losing your job, home, or children.

(TXSBNOK)

SUTUNCONSQ¹

Len : 2 UNMET SUB TRMT NEED: WORRIED LOSS OF JOB, HOME, CHLDRN, ETC

	Freq	Pct
1 = Yes.....	189	0.32
2 = No.....	308	0.52
91 = NEVER USED ALCOHOL OR DRUGS	10772	18.24
94 = DON'T KNOW.....	9	0.02
97 = REFUSED	4	0.01
98 = BLANK (NO ANSWER)	1389	2.35
99 = LEGITIMATE SKIP.....	46398	78.55

ALCOHOL AND DRUG TREATMENT

You were not ready to start treatment.

(TXSBNOL)

SUTUNSTART¹

Len : 2 UNMET SUB TRMT NEED: NOT READY TO START TREATMENT

	Freq	Pct
1 = Yes.....	310	0.52
2 = No.....	186	0.31
91 = NEVER USED ALCOHOL OR DRUGS	10772	18.24
94 = DON'T KNOW.....	10	0.02
97 = REFUSED	4	0.01
98 = BLANK (NO ANSWER)	1389	2.35
99 = LEGITIMATE SKIP.....	46398	78.55

You were not ready to stop or cut back using alcohol or drugs.

(TXSBNOM)

SUTUNQUIT¹

Len : 2 UNMET SUB TRMT NEED: NOT RDY TO STOP/CUT BCK ON ALC/DRUG USE

	Freq	Pct
1 = Yes.....	266	0.45
2 = No.....	224	0.38
91 = NEVER USED ALCOHOL OR DRUGS	10772	18.24
94 = DON'T KNOW.....	15	0.03
97 = REFUSED	5	0.01
98 = BLANK (NO ANSWER)	1389	2.35
99 = LEGITIMATE SKIP.....	46398	78.55

You thought you should have been able to handle your alcohol or drug use on your own.

(TXSBNON)

SUTUNHNDL¹

Len : 2 UNMET SUB TRMT NEED: THGHT COULD HANDLE ALC/DRUG USE ON OWN

	Freq	Pct
1 = Yes.....	373	0.63
2 = No.....	123	0.21
91 = NEVER USED ALCOHOL OR DRUGS	10772	18.24
94 = DON'T KNOW.....	10	0.02
97 = REFUSED	4	0.01
98 = BLANK (NO ANSWER)	1389	2.35
99 = LEGITIMATE SKIP.....	46398	78.55

You thought your family, friends, or religious group wouldn't like it if you got treatment.

(TXSBNOO)

SUTUNFLKE¹

Len : 2 UNMET SUB TRMT NEED: FAMILY/FRIENDS/RELIG GROUP WOULDNT LIKE

	Freq	Pct
1 = Yes.....	107	0.18
2 = No.....	387	0.66
91 = NEVER USED ALCOHOL OR DRUGS	10772	18.24
94 = DON'T KNOW.....	12	0.02
97 = REFUSED	4	0.01
98 = BLANK (NO ANSWER)	1389	2.35
99 = LEGITIMATE SKIP.....	46398	78.55

You thought you would be forced to stay in rehab or treatment against your will.

(TXSBNOP)

SUTUNFORCE¹

Len : 2 UNMET SUB TRMT NEED: WORRIED ABOUT BEING FORCED AGAINST WILL

	Freq	Pct
1 = Yes.....	116	0.20
2 = No.....	380	0.64
91 = NEVER USED ALCOHOL OR DRUGS	10772	18.24
94 = DON'T KNOW.....	11	0.02
97 = REFUSED	3	0.01
98 = BLANK (NO ANSWER)	1389	2.35
99 = LEGITIMATE SKIP.....	46398	78.55

ALCOHOL AND DRUG TREATMENT

You didn't think treatment would help you.

(TXSBNOQ)

SUTUNNOHLP¹

Len : 2 UNMET SUB TRMT NEED: DIDN'T THINK TREATMENT WOULD HELP

	Freq	Pct
1 = Yes.....	137	0.23
2 = No.....	352	0.60
91 = NEVER USED ALCOHOL OR DRUGS	10772	18.24
94 = DON'T KNOW.....	19	0.03
97 = REFUSED	2	0.00
98 = BLANK (NO ANSWER)	1389	2.35
99 = LEGITIMATE SKIP.....	46398	78.55

You thought no one would care if you got better.

(TXSBNOR)

SUTUNCARE¹

Len : 2 UNMET SUB TRMT NEED: NO ONE WOULD CARE IF YOU GOT BETTER

	Freq	Pct
1 = Yes.....	107	0.18
2 = No.....	388	0.66
91 = NEVER USED ALCOHOL OR DRUGS	10772	18.24
94 = DON'T KNOW.....	10	0.02
97 = REFUSED	5	0.01
98 = BLANK (NO ANSWER)	1389	2.35
99 = LEGITIMATE SKIP.....	46398	78.55

IMPUTED ALCOHOL AND DRUG TREATMENT

IMPUTED ALCOHOL AND DRUG TREATMENT

<u>IRSUTSUPPGRP</u>	Len : 1 PARTICIPATED IN SUPPORT GRP FOR SUBSTANCE USE - PY - IMP REV		
	0 = No.....	Freq	Pct
	1 = Yes.....	57907	98.03
		1162	1.97

<u>IISUTSUPPGRP</u>	Len : 1 PARTICIPATED IN SUPPORT GRP FOR SUBSTANCE USE - PY - IMP IND		
	1 = Questionnaire data.....	Freq	Pct
	2 = Logically assigned data.....	46979	79.53
	3 = Statistically imputed data.....	4	0.01
	9 = LEGITIMATE SKIP.....	843	1.43
		11243	19.03

<u>IRSUTERED</u>	Len : 1 SEEN IN EMERGENCY ROOM/DEPT FOR SUBSTANCE USE - PY - IMP REV		
	0 = No.....	Freq	Pct
	1 = Yes.....	58624	99.25
		445	0.75

<u>IISUTERED</u>	Len : 1 SEEN IN EMERGENCY ROOM/DEPT FOR SUBSTANCE USE - PY - IMP IND		
	1 = Questionnaire data.....	Freq	Pct
	2 = Logically assigned data.....	47013	79.59
	3 = Statistically imputed data.....	1	0.00
	9 = LEGITIMATE SKIP.....	812	1.37
		11243	19.03

<u>IRSUTINHOSP</u>	Len : 1 RCVD SUB TRMT AT HOSPITAL AS INPATIENT - PY - IMP REV		
	0 = No.....	Freq	Pct
	1 = Yes.....	58613	99.23
		456	0.77

<u>IISUTINHOSP</u>	Len : 1 RCVD SUB TRMT AT HOSPITAL AS INPATIENT - PY - IMP IND		
	1 = Questionnaire data.....	Freq	Pct
	2 = Logically assigned data.....	46930	79.45
	3 = Statistically imputed data.....	6	0.01
	9 = LEGITIMATE SKIP.....	890	1.51
		11243	19.03

<u>IRSUTINRHAB</u>	Len : 1 RCVD SUB TRMT AT RSDNTL SUB REHAB/TRMT CTR - PY - IMP REV		
	0 = No.....	Freq	Pct
	1 = Yes.....	58754	99.47
		315	0.53

<u>IISUTINRHAB</u>	Len : 1 RCVD SUB TRMT AT RSDNTL SUB REHAB/TRMT CTR - PY - IMP IND		
	1 = Questionnaire data.....	Freq	Pct
	2 = Logically assigned data.....	46953	79.49
	3 = Statistically imputed data.....	1	0.00
	9 = LEGITIMATE SKIP.....	872	1.48
		11243	19.03

<u>IRSUTINRSMH</u>	Len : 1 RCVD SUB TRMT AT RSDNTL MNTHL HLTH TRMT CTR - PY - IMP REV		
	0 = No.....	Freq	Pct
	1 = Yes.....	58706	99.39
		363	0.61

<u>IISUTINRSMH</u>	Len : 1 RCVD SUB TRMT AT RSDNTL MNTHL HLTH TRMT CTR - PY - IMP IND		
	1 = Questionnaire data.....	Freq	Pct
	3 = Statistically imputed data.....	46949	79.48
	9 = LEGITIMATE SKIP.....	877	1.48
		11243	19.03

IMPUTED ALCOHOL AND DRUG TREATMENT

<u>IRSUTINOPL</u>	Len : 1 RCVD SUB TRMT AT OTHER PLACE AS INPATIENT - PY - IMP REV		
	0 = No.....	Freq	Pct
	1 = Yes.....	58784	99.52
		285	0.48
<u>IISUTINOPL</u>	Len : 1 RCVD SUB TRMT AT OTHER PLACE AS INPATIENT - PY - IMP IND		
	1 = Questionnaire data.....	Freq	Pct
	2 = Logically assigned data.....	46938	79.46
	3 = Statistically imputed data.....	1	0.00
	9 = LEGITIMATE SKIP.....	887	1.50
		11243	19.03
<u>IRSUTOUTRHAB</u>	Len : 1 RCVD SUB TRMT AT OUTPTNT SUB REHAB/TRMT CTR - PY - IMP REV		
	0 = No.....	Freq	Pct
	1 = Yes.....	58579	99.17
		490	0.83
<u>IISUTOUTRHAB</u>	Len : 1 RCVD SUB TRMT AT OUTPTNT SUB REHAB/TRMT CTR - PY - IMP IND		
	1 = Questionnaire data.....	Freq	Pct
	3 = Statistically imputed data.....	46944	79.47
	9 = LEGITIMATE SKIP.....	882	1.49
		11243	19.03
<u>IRSUTOUTMHCR</u>	Len : 1 RCVD SUB TRMT AT OUTPTNT MNTL HLTH TRMT CTR - PY - IMP REV		
	0 = No.....	Freq	Pct
	1 = Yes.....	58409	98.88
		660	1.12
<u>IISUTOUTMHCR</u>	Len : 1 RCVD SUB TRMT AT OUTPTNT MNTL HLTH TRMT CTR - PY - IMP IND		
	1 = Questionnaire data.....	Freq	Pct
	3 = Statistically imputed data.....	46939	79.46
	9 = LEGITIMATE SKIP.....	887	1.50
		11243	19.03
<u>IRSUTOUTTHRP</u>	Len : 1 RCVD SUB TRMT AT THERAPIST OFFICE - PY - IMP REV		
	0 = No.....	Freq	Pct
	1 = Yes.....	57798	97.85
		1271	2.15
<u>IISUTOUTTHRP</u>	Len : 1 RCVD SUB TRMT AT THERAPIST OFFICE - PY - IMP IND		
	1 = Questionnaire data.....	Freq	Pct
	2 = Logically assigned data.....	46933	79.45
	3 = Statistically imputed data.....	1	0.00
	9 = LEGITIMATE SKIP.....	892	1.51
		11243	19.03
<u>IRSUTOUTDOC</u>	Len : 1 RCVD SUB TRMT AT GENERAL MEDICAL OFFICE - PY - IMP REV		
	0 = No.....	Freq	Pct
	1 = Yes.....	57964	98.13
		1105	1.87
<u>IISUTOUTDOC</u>	Len : 1 RCVD SUB TRMT AT GENERAL MEDICAL OFFICE - PY - IMP IND		
	1 = Questionnaire data.....	Freq	Pct
	2 = Logically assigned data.....	46923	79.44
	3 = Statistically imputed data.....	1	0.00
	9 = LEGITIMATE SKIP.....	902	1.53
		11243	19.03
<u>IRSUTOUTHOSP</u>	Len : 1 RCVD SUB TRMT AT HOSPITAL AS OUTPATIENT - PY - IMP REV		
	0 = No.....	Freq	Pct
	1 = Yes.....	58663	99.31
		406	0.69

IMPUTED ALCOHOL AND DRUG TREATMENT

<u>IISUTOUTHOSP</u>	Len : 1 RCVD SUB TRMT AT HOSPITAL AS OUTPATIENT - PY - IMP IND		
	1 = Questionnaire data	46923	79.44
	2 = Logically assigned data.....	2	0.00
	3 = Statistically imputed data.....	901	1.53
	9 = LEGITIMATE SKIP.....	11243	19.03
<u>IRSUTOUTSCHL</u>	Len : 1 RCVD SUB TRMT AT SCHOOL HEALTH/COUNSELING - PY - IMP REV		
	0 = No.....	58632	99.26
	1 = Yes.....	437	0.74
<u>IISUTOUTSCHL</u>	Len : 1 RCVD SUB TRMT AT SCHOOL HEALTH/COUNSELING - PY - IMP IND		
	1 = Questionnaire data	46930	79.45
	3 = Statistically imputed data.....	896	1.52
	9 = LEGITIMATE SKIP.....	11243	19.03
<u>IRSUTOUTOPL</u>	Len : 1 RCVD SUB TRMT AT OTHER PLACE AS OUTPATIENT - PY - IMP REV		
	0 = No.....	58844	99.62
	1 = Yes.....	225	0.38
<u>IISUTOUTOPL</u>	Len : 1 RCVD SUB TRMT AT OTHER PLACE AS OUTPATIENT - PY - IMP IND		
	1 = Questionnaire data	46910	79.42
	3 = Statistically imputed data.....	916	1.55
	9 = LEGITIMATE SKIP.....	11243	19.03
<u>IRSUTRXALC</u>	Len : 1 USED RX MED TO HELP CUT BACK OR STOP ALCOHOL USE - IMP REV		
	0 = No.....	58818	99.58
	1 = Yes.....	251	0.42
<u>IISUTRXALC</u>	Len : 1 USED RX MED TO HELP CUT BACK OR STOP ALCOHOL USE - IMP IND		
	1 = Questionnaire data	41109	69.59
	3 = Statistically imputed data.....	726	1.23
	9 = LEGITIMATE SKIP.....	17234	29.18
<u>IRSUTRXDRG</u>	Len : 1 USED RX MED TO HELP CUT BACK/STOP HER/PNR USE - IMP REV		
	0 = No.....	58581	99.17
	1 = Yes.....	488	0.83
<u>IISUTRXDRG</u>	Len : 1 USED RX MED TO HELP CUT BACK/STOP HER/PNR USE - IMP IND		
	1 = Questionnaire data	27821	47.10
	2 = Logically assigned data.....	1	0.00
	3 = Statistically imputed data.....	606	1.03
	9 = LEGITIMATE SKIP.....	30641	51.87
<u>IRSUTPHVID</u>	Len : 1 RCVD PHONE/VIDEO SVCS FOR SUB USE - PY - IMP REV		
	0 = No.....	58179	98.49
	1 = Yes.....	890	1.51
<u>IISUTPHVID</u>	Len : 1 RCVD PHONE/VIDEO SVCS FOR SUB USE - PY - IMP IND		
	1 = Questionnaire data	46946	79.48
	2 = Logically assigned data.....	1	0.00
	3 = Statistically imputed data.....	879	1.49
	9 = LEGITIMATE SKIP.....	11243	19.03

IMPUTED ALCOHOL AND DRUG TREATMENT

<u>IRSUTDETOX</u>	Len : 1 RCVD DETOX SRVCS FOR SUB USE WITHDRAWAL SYMPT - PY - IMP REV		
		Freq	Pct
	0 = No.....	58830	99.60
	1 = Yes.....	239	0.40

<u>IISUTDETOX</u>	Len : 1 RCVD DETOX SRVCS FOR SUB USE WITHDRAWAL SYMPT - PY - IMP IND		
		Freq	Pct
	1 = Questionnaire data.....	37953	64.25
	3 = Statistically imputed data.....	961	1.63
	9 = LEGITIMATE SKIP.....	20155	34.12

<u>IRSUTPEERSPC</u>	Len : 1 RCVD SUB USE HELP FM PEER SUPP SPCLST/RCVY COACH-PY-IMP REV		
		Freq	Pct
	0 = No.....	58612	99.23
	1 = Yes.....	457	0.77

<u>IISUTPEERSPC</u>	Len : 1 RCVD SUB USE HELP FM PEER SUPP SPCLST/RCVY COACH-PY-IMP IND		
		Freq	Pct
	1 = Questionnaire data.....	46937	79.46
	3 = Statistically imputed data.....	889	1.51
	9 = LEGITIMATE SKIP.....	11243	19.03

RECODED ALCOHOL AND DRUG TREATMENT

RECODED ALCOHOL AND DRUG TREATMENT

(*IRSUTINHOSP, IRSUTINRHAB, IRSUTINRSMH*)

SUTINPPY Len : 1 RC-RCVD SUB USE TREATMENT AS AN INPATIENT - PAST YEAR

	Freq	Pct
0 = No.....	58269	98.65
1 = Yes.....	800	1.35

(*IRSUTOUTDOC, IRSUTOUTHOSP, IRSUTOUTMHCR, IRSUTOUTRHAB, IRSUTOUTSCHL, IRSUTOUTTHRP*)

SUTOUTPPY Len : 1 RC-RCVD SUB USE TREATMENT AS AN OUTPATIENT - PAST YEAR

	Freq	Pct
0 = No (All source variables=0).....	56809	96.17
1 = Yes (Any source variable=1).....	2260	3.83

(*IRSUTOUTHOSP, IRSUTOUTMHCR, IRSUTOUTRHAB, IRSUTOUTSCH, IRSUTOUTTHRP*)

SUTOUTNDOC Len : 1 RC-RCVD SUB TRMT AS AN OUTPATIENT OTHER THAN GEN MED-PY

	Freq	Pct
0 = No (All source variables=0).....	57134	96.72
1 = Yes (Any source variable=1).....	1935	3.28

NOTE: This section includes recodes for the receipt of treatment as an outpatient for the following substances: alcohol (ALC), marijuana (MRJ), cocaine (COC), heroin (HER), hallucinogens (HAL), inhalants (INH), methamphetamine (MTH), pain relievers (PNR), stimulants (STM), tranquilizers (TRQ), sedatives (SED), tranquilizers or sedatives (TQSD), psychotherapeutics (PSY), opioids (OPI), central nervous system stimulants (CNS), drugs (DRG), alcohol and drugs (DRAL), and substance unspecified (UNSP).

Because respondents can specify more than one drug for which they received treatment, there is a different variable for every drug (SUTOUTXXXPY). XXX in the variable name refers to the drug abbreviations in parentheses provided above. Because there is a relatively large number of respondents that did not indicate a substance for which they received outpatient treatment (respondents either answered no to or had missing data for all the substances they were asked about), it is important to consider the substance unspecified numbers (SUTOUTUNSPPY) when analyzing any of the specific substances or aggregate substance categories.

(*SUTOUTALC, SUTOUTPPY*)

SUTOUTALCPY Len : 1 RC- RCVD SUB USE TRMT AS AN OUTPATIENT FOR ALCOHOL USE - PY

	Freq	Pct
0 = No/unspecified (Otherwise).....	58511	99.06
1 = Yes (SUTOUTPPY=1 and SUTOUTALC=1,3,5,7,13,15).....	558	0.94

(*SUTOUTMRJ, SUTOUTPPY*)

SUTOUTMRJPY Len : 1 RC-RCVD SUB USE TRMT AS AN OUTPATIENT FOR MARIJUANA USE - PY

	Freq	Pct
0 = No/unspecified (Otherwise).....	58778	99.51
1 = Yes (SUTOUTPPY=1 and SUTOUTMRJ=1,3,5,7,13,15).....	291	0.49

(*SUTOUTCOC, SUTOUTPPY*)

SUTOUTCOCOPY Len : 1 RC-RCVD SUB USE TRMT AS AN OUTPATIENT FOR COCAINE USE - PY

	Freq	Pct
0 = No/unspecified (Otherwise).....	58960	99.82
1 = Yes (SUTOUTPPY=1 and SUTOUTCOC=1,3,5,7,13,15).....	109	0.18

(*SUTOUTHER, SUTOUTPPY*)

SUTOUTHERPY Len : 1 RC-RCVD SUB USE TRMT AS AN OUTPATIENT FOR HEROIN USE - PY

	Freq	Pct
0 = No/unspecified (Otherwise).....	58881	99.68
1 = Yes (SUTOUTPPY=1 and SUTOUTHER=1,3,5,7,13,15).....	188	0.32

(*SUTOUTHALL, SUTOUTPPY*)

SUTOUTHALPY Len : 1 RC-RCVD SUB USE TRMT AS AN OUTPATIENT FOR HALLUC USE - PY

	Freq	Pct
0 = No/unspecified (Otherwise).....	59018	99.91
1 = Yes (SUTOUTPPY=1 and SUTOUTHALL=1,3,5,7,13,15).....	51	0.09

RECODED ALCOHOL AND DRUG TREATMENT

(SUTOUTINHL, SUTOUTPPY)

<u>SUTOUTINHPY</u>	Len : 1 RC-RCVD SUB USE TRMT AS AN OUTPATIENT FOR INHALANT USE - PY		
	0 = No/unspecified (Otherwise).....	Freq	Pct
	1 = Yes (SUTOUTPPY=1 and SUTOUTINHL=1,3,5,7,13,15).....	59025	99.93
		44	0.07

(SUTOUTMETH, SUTOUTPPY)

<u>SUTOUTMTHPY</u>	Len : 1 RC-RCVD SUB USE TRMT AS AN OUTPATIENT FOR METHAM USE - PY		
	0 = No/unspecified (Otherwise).....	Freq	Pct
	1 = Yes (SUTOUTPPY=1 and SUTOUTMETH=1,3,5,7,13,15).....	58916	99.74
		153	0.26

(SUTOUTPNR, SUTOUTPPY)

<u>SUTOUTPNRPY</u>	Len : 1 RC-RCVD SUB USE TRMT AS AN OUTPATIENT FOR PAIN REL USE - PY		
	0 = No/unspecified (Otherwise).....	Freq	Pct
	1 = Yes (SUTOUTPPY=1 and SUTOUTPNR=1,3,5,7,13,15).....	58676	99.33
		393	0.67

(SUTOUTPPY, SUTOUTSTM)

<u>SUTOUTSTMPY</u>	Len : 1 RC-RCVD SUB USE TRMT AS AN OUTPATIENT FOR STIM USE - PY		
	0 = No/unspecified (Otherwise).....	Freq	Pct
	1 = Yes (SUTOUTPPY=1 and SUTOUTSTM=1,3,5,7,13,15).....	58925	99.76
		144	0.24

(SUTOUTPPY, SUTOUTTRQ)

<u>SUTOUTTRQPY</u>	Len : 1 RC-RCVD SUB USE TRMT AS AN OUTPATIENT FOR TRANQ USE - PY		
	0 = No/unspecified (Otherwise).....	Freq	Pct
	1 = Yes (SUTOUTPPY=1 and SUTOUTTRQ=1,3,5,7,13,15).....	58970	99.83
		99	0.17

(SUTOUTPPY, SUTOUTSED)

<u>SUTOUTSEDPY</u>	Len : 1 RC-RCVD SUB USE TRMT AS AN OUTPATIENT FOR SEDATIVE USE-PY		
	0 = No/unspecified (Otherwise).....	Freq	Pct
	1 = Yes (SUTOUTPPY=1 and SUTOUTSED=1,3,5,7,13,15).....	58992	99.87
		77	0.13

(SUTOUTSEDPY, SUTOUTTRQPY)

<u>SUTOUTTQSDPY</u>	Len : 1 RC-RCVD SUB USE TRMT AS AN OUTPATIENT FOR TRQ OR SED USE-PY		
	0 = No/unspecified (SUTOUTSEDPY=0 and SUTOUTTRQPY=0).....	Freq	Pct
	1 = Yes (SUTOUTSEDPY=1 or SUTOUTTRQPY=1).....	58928	99.76
		141	0.24

(SUTOUTPNRPY, SUTOUTSEDPY, SUTOUTSTMPY, SUTOUTTRQPY)

<u>SUTOUTPSYPY</u>	Len : 1 RC-RCVD SUB USE TRMT AS AN OUTPATIENT FOR PSYCHO USE - PY		
	0 = No/unspecified (All source variables=0).....	Freq	Pct
	1 = Yes (Any source variable=1).....	58518	99.07
		551	0.93

(SUTOUTHERPY, SUTOUTPNRPY)

<u>SUTOUTOPIPY</u>	Len : 1 RC-RCVD SUB USE TRMT AS AN OUTPATIENT FOR OPIOID USE - PY		
	0 = No/unspecified (SUTOUTHERPY=0 and SUTOUTPNRPY=0).....	Freq	Pct
	1 = Yes (SUTOUTHERPY=1 or SUTOUTPNRPY=1).....	58567	99.15
		502	0.85

(SUTOUTCOCPY, SUTOUTMTHPY, SUTOUTSTMPY)

<u>SUTOUTCNSPY</u>	Len : 1 RC-RCVD SUB USE TRMT AS AN OUTPATIENT FOR CNS USE - PY		
	0 = No/unspecified (All source variables=0).....	Freq	Pct
	1 = Yes (Any source variable=1).....	58726	99.42
		343	0.58

RECODED ALCOHOL AND DRUG TREATMENT

(SUTOUTCOCPY, SUTOUTHALPY, SUTOUTHERPY, SUTOUTINHPY, SUTOUTMRJPY, SUTOUTMTHPY, SUTOUTPNRPY, SUTOUTSEDPY, SUTOUTSTMPY, SUTOUTTRQPY)

SUTOUTDRGPY Len : 1 RC-RCVD SUB USE TRMT AS AN OUTPATIENT FOR DRUG USE - PY

	Freq	Pct
0 = No/unspecified (All source variables=0).....	58053	98.28
1 = Yes (Any source variable=1)	1016	1.72

(SUTOUTALCPY, SUTOUTDRGPY)

SUTOUTDRALPY Len : 1 RC-RCVD SUB USE TRMT AS AN OUTPATIENT FOR DRUGS AND ALC - PY

	Freq	Pct
0 = No/unspecified (SUTOUTALCPY=0 or SUTOUTDRGPY=0).....	58886	99.69
1 = Yes (SUTOUTALCPY=1 and SUTOUTDRGPY=1).....	183	0.31

(SUTOUTALCPY, SUTOUTDRGPY, SUTOUTPPY)

SUTOUTUNSPY Len : 1 RC-RCVD SUB USE TRMT AS AN OUTPATIENT - SUB UNSPECIFIED - PY

	Freq	Pct
0 = No (Otherwise).....	58201	98.53
1 = Yes (SUTOUTPPY=1 and (SUTOUTALCPY=0 and SUTOUTDRGPY=0).....	868	1.47

The following variable for receipt of phone or video services for drug use in the past year, SUTPHVIDRG, was assigned a positive response if a respondent met either of these conditions:

1. Received phone or video services in the past year (IRSUTPHVID=1) and that service was for drug use only OR drug and alcohol use (SUTPHVIADB=2,3,5).
2. Received phone or video services in the past year (IRSUTPHVID=1) and had used drugs but not alcohol in their lifetime [(ILLFLAG=1 or PSYANYFLAG=1) and ALCFLAG=0].

(ALCFLAG, ILLFLAG, IRSUTPHVID, PSYANYFLAG, SUTPHVIADB)

SUTPHVIDRG Len : 1 RC-RCVD PHONE/VIDEO SERVICES FOR DRUG USE - PAST YEAR

	Freq	Pct
. = Unknown (Otherwise).....	42	0.07
0 = No(IRSUTPHVID=0 or SUTPHVIADB=1,4 or (ILLFLAG&PSYANYFLAG=0))	58437	98.93
1 = Yes (See comment above)	590	1.00

The following variable for receipt of phone or video services for alcohol use in the past year, SUTPHVIALC, was assigned a positive response if a respondent met either of these conditions:

1. Received phone or video services in the past year (IRSUTPHVID=1) and that service was for alcohol use only OR drug and alcohol use (SUTPHVIADB=1,3,4).
2. Received phone or video services in the past year (IRSUTPHVID=1) and had used alcohol but not drugs in their lifetime [(ILLFLAG=0 and PSYANYFLAG=0) and ALCFLAG=1].

(ALCFLAG, ILLFLAG, IRSUTPHVID, PSYANYFLAG, SUTPHVIADB)

SUTPHVIALC Len : 1 RC-RCVD PHONE/VIDEO SERVICES FOR ALCOHOL USE - PAST YEAR

	Freq	Pct
. = Unknown (Otherwise).....	42	0.07
0 = No (IRSUTPHVID=0 or SUTPHVIADB=2,5 or ALCFLAG=0).....	58625	99.25
1 = Yes (See comment above)	402	0.68

(IRSUTPHVID, IRSUTRXALC, IRSUTRXDRG, SUTINPPY, SUTOUTPPY)

SUTRTPY Len : 1 RC-RCVD SUBSTANCE USE TREATMENT - PAST YEAR

	Freq	Pct
0 = No (All source variables=0).....	56102	94.98
1 = Yes (Any source variable=1)	2967	5.02

The following variable for receipt of substance use treatment for drug use in the past year, SUTRTDRGPY, was assigned a positive response if a respondent indicated receiving substance use treatment (SUTRTPY=1) and that treatment was for drug use [SUTOUTDRGPY=1, inpatient treatment for drug use, SUTPHVIDRG=1, IRSUTRXDRG=1, prison or jail for drug use or (prison or jail for substance use and (ILLFLAG=1 or PSYANYFLAG=1) and ALCFLAG=0)].

(ALCFLAG, ILLFLAG, IRSUTRXDRG, PSYANYFLAG, SUTOUTDRGPY, SUTPHVIDRG, SUTRTPY)

SUTRTDRGPY Len : 1 RC-RCVD SUB USE TREATMENT FOR DRUG USE - PAST YEAR

	Freq	Pct
0 = No/unspecified (Otherwise).....	57529	97.39
1 = Yes (See comment above)	1540	2.61

RECODED ALCOHOL AND DRUG TREATMENT

The following variable for receipt of substance use treatment for alcohol use in the past year, SUTRTALCPY, was assigned a positive response if a respondent indicated receiving substance use treatment (SUTRTPY=1) and that treatment was for alcohol use [SUTOUTALCPY=1, inpatient treatment for alcohol use, SUTPHVIALC=1, IRSUTRXALC=1, prison or jail for alcohol use, or (prison or jail for substance use and ALCFLAG=1 and ILLFLAG=0 and PSYANYFLAG=0)].

(ALCFLAG, ILLFLAG, IRSUTRXALC, PSYANYFLAG, SUTOUTALCPY, SUTPHVIALC, SUTRTPY)

SUTRTALCPY Len : 1 RC-RCVD SUB USE TREATMENT FOR ALCOHOL USE - PAST YEAR

	Freq	Pct
0 = No/unspecified (Otherwise).....	58106	98.37
1 = Yes (See comment above).....	963	1.63

(SUTRTALCPY, SUTRTDRGPY)

SUTRTDRALPY Len : 1 RC-RCVD SUB USE TREATMENT FOR DRUG AND ALCOHOL USE - PST YR

	Freq	Pct
0 = No/unspecified (SUTRTALCPY=0 or SUTRTDRGPY=0).....	58684	99.35
1 = Yes (SUTRTALCPY=1 and SUTRTDRGPY=1).....	385	0.65

(SUTRTALCPY, SUTRTDRGPY, SUTRTPY)

SUTRTUNSPY Len : 1 RC-RCVD SUB USE TREATMENT - SUB UNSPECIFIED - PAST YEAR

	Freq	Pct
0 = No (Otherwise).....	58220	98.56
1 = Yes (SUTRTPY=1 and (SUTRTALCPY=0 and SUTRTDRGPY=0)).....	849	1.44

(IRSUTDETOX, IRSUTERED, IRSUTPEERSPC, IRSUTSUPPGRP, SUTRTPY)

SUTRTOHPY Len : 1 RC-RCVD SUB USE TREATMENT OR OTHER SERVICES - PAST YEAR

	Freq	Pct
0 = No (All source variables=0).....	55521	93.99
1 = Yes (Any source variable=1).....	3548	6.01

(SUTRTPY, UD5ILALANY)

SUTNEEDPY Len : 1 RC-CLASSIFIED AS NEEDING SUBSTANCE USE TREATMENT - PAST YEAR

	Freq	Pct
0 = No (SUTRTPY=0 and UD5ILALANY=0).....	46785	79.20
1 = Yes (SUTRTPY=1 or UD5ILALANY=1).....	12284	20.80

The following variable for sought or thought should get substance use treatment but did not receive substance use treatment in the past year, SUTSKTHPY, was assigned a positive response if a respondent met either of these conditions:

1. Did not receive substance use treatment (SUTRTPY=0) and sought treatment.
2. Did not receive substance use treatment (SUTRTPY=0), did not indicate they sought treatment, but thought they should get treatment.

A negative response was assigned if a respondent did not receive substance use treatment (SUTRTPY=0), did not seek treatment, and did not think they should get treatment. Additionally, a negative response was assigned if respondent never used alcohol or drugs (ALCFLAG=0, ILLFLAG=0, and PSYANYFLAG=0).

(ALCFLAG, ILLFLAG, PSYANYFLAG, SUTRTPY)

SUTSKTHPY Len : 1 RC-SOUGHT OR THGHT SHLD GET SUB USE TRT, DIDNT RCV TRT - PY

	Freq	Pct
. = Unknown/received sub use treatment (Otherwise).....	3807	6.45
1 = Sought or thght shld get trt, not rcvcd (See comment above).....	511	0.87
2 = Didnt seek or thnk shld get trt, not rcvcd(See comment above).....	54751	92.69

NOTE: The following 18 variables describe reasons the respondent did not receive substance use treatment. These variables are defined for respondents who did not receive substance use treatment in the past year and who either sought treatment or did not indicate they sought treatment but thought they should get treatment in the past year.

(SUTSKTHPY, SUTUNCOST)

SUTUNCOST Len : 1 RC-UNMET PY SUB USE TRT NEED: THOUGHT COST TOO MUCH

	Freq	Pct
. = Unknwn/Rcvd trt/no sought&no thght shld get trt (Otherwise).....	58570	99.16
0 = No (SUTSKTHPY=1 and SUTUNCOST=2).....	267	0.45
1 = Yes (SUTSKTHPY=1 and SUTUNCOST=1).....	232	0.39

RECODED ALCOHOL AND DRUG TREATMENT

(SUTSKTHPY, SUTUNINSCV)

SUNTINSCV

Len : 1 RC-UNMET PY SUB USE TRT NEED: NO HEALTH INSUR COVERAGE

	Freq	Pct
. = Unknwn/Rcvd trt/no sought&no thght shld get trt (Otherwise)	58596	99.20
0 = No (SUTSKTHPY=1 and SUTUNINSCV=2).....	328	0.56
1 = Yes (SUTSKTHPY=1 and SUTUNINSCV=1).....	145	0.25

(SUTSKTHPY, SUTUNENFCV)

SUNTENCV

Len : 1 RC-UNMET PY SUB USE TRT NEED: HLTH INSUR DIDNT COVER ENOUGH

	Freq	Pct
. = Unknwn/Rcvd trt/no sought&no thght shld get trt (Otherwise)	58620	99.24
0 = No (SUTSKTHPY=1 and SUTUNENFCV=2).....	323	0.55
1 = Yes (SUTSKTHPY=1 and SUTUNENFCV=1)	126	0.21

(SUTSKTHPY, SUTUNWHER)

SUNTWHER

Len : 1 RC-UNMET PY SUB USE TRT NEED: DIDNT KNOW WHERE TO GET TRT

	Freq	Pct
. = Unknwn/Rcvd trt/no sought&no thght shld get trt (Otherwise)	58563	99.14
0 = No (SUTSKTHPY=1 and SUTUNWHER=2).....	275	0.47
1 = Yes (SUTSKTHPY=1 and SUTUNWHER=1).....	231	0.39

(SUTSKTHPY, SUTUNNOFND)

SUNTNOFND

Len : 1 RC-UNMET PY SUB USE TRT NEED: COULDN'T FIND PREFERRED PROVIDR

	Freq	Pct
. = Unknwn/Rcvd trt/no sought&no thght shld get trt (Otherwise)	58585	99.18
0 = No (SUTSKTHPY=1 and SUTUNNOFND=2).....	316	0.53
1 = Yes (SUTSKTHPY=1 and SUTUNNOFND=1).....	168	0.28

(SUTSKTHPY, SUTUNNOOPN)

SUNTNOOPN

Len : 1 RC-UNMET PY SUB USE TRT NEED: NO OPENING W/ PREFERRED PROVID

	Freq	Pct
. = Unknwn/Rcvd trt/no sought&no thght shld get trt (Otherwise)	58591	99.19
0 = No (SUTSKTHPY=1 and SUTUNNOOPN=2).....	412	0.70
1 = Yes (SUTSKTHPY=1 and SUTUNNOOPN=1).....	66	0.11

(SUTSKTHPY, SUTUNPROBS)

SUNTPROBS

Len : 1 RC-UNMET PY SUB USE TRT NEED: PROB W/TRAN, CHLDCARE, APPT TM

	Freq	Pct
. = Unknwn/Rcvd trt/no sought&no thght shld get trt (Otherwise)	58576	99.17
0 = No (SUTSKTHPY=1 and SUTUNPROBS=2).....	373	0.63
1 = Yes (SUTSKTHPY=1 and SUTUNPROBS=1).....	120	0.20

(SUTSKTHPY, SUTUNTIME)

SUNTTIME

Len : 1 RC-UNMET PY SUB USE TRT NEED: NOT ENOUGH TIME FOR TRT

	Freq	Pct
. = Unknwn/Rcvd trt/no sought&no thght shld get trt (Otherwise)	58574	99.16
0 = No (SUTSKTHPY=1 and SUTUNTIME=2).....	288	0.49
1 = Yes (SUTSKTHPY=1 and SUTUNTIME=1).....	207	0.35

(SUTSKTHPY, SUTUNPRIV)

SUNTPRIV

Len : 1 RC-UNMET PY SUB USE TRT NEED: WORRIED INFO NOT KEPT PRIVATE

	Freq	Pct
. = Unknwn/Rcvd trt/no sought&no thght shld get trt (Otherwise)	58574	99.16
0 = No (SUTSKTHPY=1 and SUTUNPRIV=2).....	308	0.52
1 = Yes (SUTSKTHPY=1 and SUTUNPRIV=1)	187	0.32

(SUTSKTHPY, SUTUNPTHNK)

SUNTPTHNK

Len : 1 RC-UNMET PY SUB USE TRT NEED: WORRIED WHAT PEOPLE THNK/SAY

	Freq	Pct
. = Unknwn/Rcvd trt/no sought&no thght shld get trt (Otherwise)	58565	99.15
0 = No (SUTSKTHPY=1 and SUTUNPTHNK=2).....	255	0.43
1 = Yes (SUTSKTHPY=1 and SUTUNPTHNK=1).....	249	0.42

RECODED ALCOHOL AND DRUG TREATMENT

(SUTSKTHPY, SUTUNCONSQ)

SUNTCNSQ Len : 1 RC-UNMET PY SUB USE TRT NEED: THGHT WOULD LOSE JOB/HOME/CHLD

	Freq	Pct
. = Unknwn/Rcvd trt/no sought&no thght shld get trt (Otherwise)	58572	99.16
0 = No (SUTSKTHPY=1 and SUTUNCONSQ=2)	308	0.52
1 = Yes (SUTSKTHPY=1 and SUTUNCONSQ=1)	189	0.32

(SUTSKTHPY, SUTUNSTART)

SUNTSTART Len : 1 RC-UNMET PY SUB USE TRT NEED: NOT READY TO START TRT

	Freq	Pct
. = Unknwn/Rcvd trt/no sought&no thght shld get trt (Otherwise)	58573	99.16
0 = No (SUTSKTHPY=1 and SUTUNSTART=2)	186	0.31
1 = Yes (SUTSKTHPY=1 and SUTUNSTART=1)	310	0.52

(SUTSKTHPY, SUTUNQUIT)

SUNTQUIT Len : 1 RC-UNMET PY SUB USE TRT NEED: NOT RDY TO STOP/CUT SUB USE

	Freq	Pct
. = Unknwn/Rcvd trt/no sought&no thght shld get trt (Otherwise)	58579	99.17
0 = No (SUTSKTHPY=1 and SUTUNQUIT=2)	224	0.38
1 = Yes (SUTSKTHPY=1 and SUTUNQUIT=1)	266	0.45

(SUTSKTHPY, SUTUNHNDL)

SUNTHNDL Len : 1 RC-UNMET PY SUB USE TRT NEED: THOUGHT COULD HANDLE ON OWN

	Freq	Pct
. = Unknwn/Rcvd trt/no sought&no thght shld get trt (Otherwise)	58573	99.16
0 = No (SUTSKTHPY=1 and SUTUNHNDL=2)	123	0.21
1 = Yes (SUTSKTHPY=1 and SUTUNHNDL=1)	373	0.63

(SUTSKTHPY, SUTUNFFLKE)

SUNFFLKE Len : 1 RC-UNMET PY SUB USE TRT NEED: FAM/FRIENDS/RELIG WOULDNT LIKE

	Freq	Pct
. = Unknwn/Rcvd trt/no sought&no thght shld get trt (Otherwise)	58575	99.16
0 = No (SUTSKTHPY=1 and SUTUNFFLKE=2)	387	0.66
1 = Yes (SUTSKTHPY=1 and SUTUNFFLKE=1)	107	0.18

(SUTSKTHPY, SUTUNFORCE)

SUNTFORCE Len : 1 RC-UNMET PY SUB USE TRT NEED: AFRAID TO BE FORCD AGNST WILL

	Freq	Pct
. = Unknwn/Rcvd trt/no sought&no thght shld get trt (Otherwise)	58573	99.16
0 = No (SUTSKTHPY=1 and SUTUNFORCE=2)	380	0.64
1 = Yes (SUTSKTHPY=1 and SUTUNFORCE=1)	116	0.20

(SUTSKTHPY, SUTUNNOHLP)

SUNTNOHLP Len : 1 RC-UNMET PY SUB USE TRT NEED: DIDN'T THINK TRT WOULD HELP

	Freq	Pct
. = Unknwn/Rcvd trt/no sought&no thght shld get trt (Otherwise)	58580	99.17
0 = No (SUTSKTHPY=1 and SUTUNNOHLP=2)	352	0.60
1 = Yes (SUTSKTHPY=1 and SUTUNNOHLP=1)	137	0.23

(SUTSKTHPY, SUTUNCARE)

SUNTCARE Len : 1 RC-UNMET PY SUB USE TRT NEED: NO ONE CARE IF YOU GOT BETTER

	Freq	Pct
. = Unknwn/Rcvd trt/no sought&no thght shld get trt (Otherwise)	58574	99.16
0 = No (SUTSKTHPY=1 and SUTUNCARE=2)	388	0.66
1 = Yes (SUTSKTHPY=1 and SUTUNCARE=1)	107	0.18

RISK/AVAILABILITY

RISK/AVAILABILITY

The values in this section may be inconsistent with values for variables in other sections of the interview. Items in this section were edited when respondents legitimately skipped out of these items based on prior answers in earlier sections. Otherwise, variables in one section of the interview generally were not edited to make them consistent with variables in another section of the interview. This note applies to variables in this section marked by a¹.

NOTE: The variables in this section are considered to be comparable between 2015 and later years but are not comparable with variables in the 2014 NSDUH or prior years.

We are interested in your opinion about the effects of using certain drugs and other substances, about whether it's difficult or easy to get drugs, and the extent to which drugs are available in your neighborhood.

Please indicate how much you think people risk harming themselves physically and in other ways when they do each of the following activities.

If you're not sure, choose an answer for the amount of risk that comes closest to what you think might be true for that activity.

How much do people risk harming themselves physically and in other ways when they smoke one or more packs of cigarettes per day?

(RK01A)

RSKCIGPKD¹

Len : 2 RISK SMOKING 1 OR MORE PACKS CIGARETTES PER DAY

	Freq	Pct
1 = No risk	2861	4.84
2 = Slight risk	3854	6.52
3 = Moderate risk	12976	21.97
4 = Great risk	38655	65.44
85 = BAD DATA Logically assigned	3	0.01
94 = DON'T KNOW	431	0.73
97 = REFUSED	47	0.08
98 = BLANK (NO ANSWER)	242	0.41

How much do people risk harming themselves physically and in other ways when they smoke marijuana once a month?

(RK01B)

RSKMRJMON¹

Len : 2 RISK SMOKING MARIJUANA ONCE A MONTH

	Freq	Pct
1 = No risk	17636	29.86
2 = Slight risk	19776	33.48
3 = Moderate risk	11072	18.74
4 = Great risk	9648	16.33
85 = BAD DATA Logically assigned	3	0.01
94 = DON'T KNOW	630	1.07
97 = REFUSED	59	0.10
98 = BLANK (NO ANSWER)	245	0.41

How much do people risk harming themselves physically and in other ways when they smoke marijuana once or twice a week?

(RK01C)

RSKMRJWK¹

Len : 2 RISK SMOKING MARIJUANA ONCE OR TWICE A WEEK

	Freq	Pct
1 = No risk	13952	23.62
2 = Slight risk	17755	30.06
3 = Moderate risk	13601	23.03
4 = Great risk	12838	21.73
85 = BAD DATA Logically assigned	3	0.01
94 = DON'T KNOW	612	1.04
97 = REFUSED	59	0.10
98 = BLANK (NO ANSWER)	249	0.42

RISK/AVAILABILITY

How much do people risk harming themselves physically and in other ways when they try LSD once or twice?

(RK01D)

[RSKLSDTRY](#)¹

Len : 2 RISK TRYING LSD ONCE OR TWICE

	Freq	Pct
1 = No risk	3851	6.52
2 = Slight risk	11640	19.71
3 = Moderate risk	13624	23.06
4 = Great risk	28178	47.70
85 = BAD DATA Logically assigned	3	0.01
94 = DON'T KNOW	1445	2.45
97 = REFUSED	75	0.13
98 = BLANK (NO ANSWER)	253	0.43

How much do people risk harming themselves physically and in other ways when they use LSD once or twice a week?

(RK01E)

[RSKLSDWK](#)¹

Len : 2 RISK USING LSD ONCE OR TWICE A WEEK

	Freq	Pct
1 = No risk	1686	2.85
2 = Slight risk	4256	7.21
3 = Moderate risk	12419	21.02
4 = Great risk	38940	65.92
85 = BAD DATA Logically assigned	4	0.01
94 = DON'T KNOW	1433	2.43
97 = REFUSED	77	0.13
98 = BLANK (NO ANSWER)	254	0.43

How much do people risk harming themselves physically and in other ways when they try heroin once or twice?

(RK01F)

[RSKHERTRY](#)¹

Len : 2 RISK TRYING HEROIN ONCE OR TWICE

	Freq	Pct
1 = No risk	1335	2.26
2 = Slight risk	3706	6.27
3 = Moderate risk	8578	14.52
4 = Great risk	44289	74.98
85 = BAD DATA Logically assigned	4	0.01
94 = DON'T KNOW	837	1.42
97 = REFUSED	61	0.10
98 = BLANK (NO ANSWER)	259	0.44

How much do people risk harming themselves physically and in other ways when they use heroin once or twice a week?

(RK01G)

[RSKHERWK](#)¹

Len : 2 RISK USING HEROIN ONCE OR TWICE A WEEK

	Freq	Pct
1 = No risk	990	1.68
2 = Slight risk	937	1.59
3 = Moderate risk	4068	6.89
4 = Great risk	51966	87.98
85 = BAD DATA Logically assigned	4	0.01
94 = DON'T KNOW	787	1.33
97 = REFUSED	53	0.09
98 = BLANK (NO ANSWER)	264	0.45

How much do people risk harming themselves physically and in other ways when they use cocaine once a month?

(RK01H)

[RSKCOCMON](#)¹

Len : 2 RISK USING COCAINE ONCE A MONTH

	Freq	Pct
1 = No risk	1647	2.79
2 = Slight risk	6954	11.77
3 = Moderate risk	13900	23.53
4 = Great risk	35494	60.09
85 = BAD DATA Logically assigned	4	0.01
94 = DON'T KNOW	748	1.27
97 = REFUSED	55	0.09
98 = BLANK (NO ANSWER)	267	0.45

RISK/AVAILABILITY

How much do people risk harming themselves physically and in other ways when they use cocaine once or twice a week?

(RK01I)

RSKCOCWK¹

Len : 2 RISK USING COCAINE ONCE OR TWICE A WEEK

	Freq	Pct
1 = No risk	1080	1.83
2 = Slight risk	1838	3.11
3 = Moderate risk	7708	13.05
4 = Great risk	47415	80.27
85 = BAD DATA Logically assigned	4	0.01
94 = DON'T KNOW	702	1.19
97 = REFUSED	52	0.09
98 = BLANK (NO ANSWER)	270	0.46

How much do people risk harming themselves physically and in other ways when they have four or five drinks of an alcoholic beverage nearly every day?

(RK01J)

RSKBNGDLY¹

Len : 2 RISK HAVING 4 OR 5 DRINKS NEARLY EVERY DAY

	Freq	Pct
1 = No risk	1235	2.09
2 = Slight risk	4208	7.12
3 = Moderate risk	13900	23.53
4 = Great risk	38976	65.98
85 = BAD DATA Logically assigned	4	0.01
94 = DON'T KNOW	426	0.72
97 = REFUSED	46	0.08
98 = BLANK (NO ANSWER)	274	0.46

How much do people risk harming themselves physically and in other ways when they have five or more drinks of an alcoholic beverage once or twice a week?

(RK01K)

RSKBNGWK¹

Len : 2 RISK HAVING 5 OR MORE DRINKS ONCE OR TWICE A WEEK

	Freq	Pct
1 = No risk	2081	3.52
2 = Slight risk	10397	17.60
3 = Moderate risk	21405	36.24
4 = Great risk	24413	41.33
85 = BAD DATA Logically assigned	4	0.01
94 = DON'T KNOW	447	0.76
97 = REFUSED	43	0.07
98 = BLANK (NO ANSWER)	279	0.47

The next questions ask how difficult you think it would be for you to get each of the following types of drugs, if you wanted some.

How difficult or easy would it be for you to get some marijuana, if you wanted some?

(RK02A)

DIFGETMRJ¹

Len : 2 HOW DIFFICULT TO GET MARIJUANA

	Freq	Pct
1 = Probably impossible.....	7866	13.32
2 = Very difficult	5589	9.46
3 = Fairly difficult.....	6706	11.35
4 = Fairly easy	15357	26.00
5 = Very easy	22169	37.53
85 = BAD DATA Logically assigned	4	0.01
94 = DON'T KNOW	932	1.58
97 = REFUSED	150	0.25
98 = BLANK (NO ANSWER)	296	0.50

RISK/AVAILABILITY

How difficult or easy would it be for you to get some LSD, if you wanted some?

(RK02B)

DIFGETLSD¹

Len : 2 HOW DIFFICULT TO GET LSD

	Freq	Pct
1 = Probably impossible.....	21909	37.09
2 = Very difficult	14896	25.22
3 = Fairly difficult.....	11926	20.19
4 = Fairly easy	5951	10.07
5 = Very easy.....	2153	3.64
85 = BAD DATA Logically assigned	4	0.01
94 = DON'T KNOW	1785	3.02
97 = REFUSED	143	0.24
98 = BLANK (NO ANSWER)	302	0.51

How difficult or easy would it be for you to get some cocaine, if you wanted some?

(RK02C)

DIFGETCOC¹

Len : 2 HOW DIFFICULT TO GET COCAINE

	Freq	Pct
1 = Probably impossible.....	21719	36.77
2 = Very difficult	14482	24.52
3 = Fairly difficult.....	10294	17.43
4 = Fairly easy	7233	12.25
5 = Very easy.....	3420	5.79
85 = BAD DATA Logically assigned	4	0.01
94 = DON'T KNOW	1480	2.51
97 = REFUSED	131	0.22
98 = BLANK (NO ANSWER)	306	0.52

How difficult or easy would it be for you to get some 'crack', if you wanted some?

(RK02D)

DIFGETCRK¹

Len : 2 HOW DIFFICULT TO GET "CRACK"

	Freq	Pct
1 = Probably impossible.....	24826	42.03
2 = Very difficult	15511	26.26
3 = Fairly difficult.....	8705	14.74
4 = Fairly easy	5186	8.78
5 = Very easy.....	2854	4.83
85 = BAD DATA Logically assigned	4	0.01
94 = DON'T KNOW	1538	2.60
97 = REFUSED	136	0.23
98 = BLANK (NO ANSWER)	309	0.52

How difficult or easy would it be for you to get some heroin, if you wanted some?

(RK02E)

DIFGETHER¹

Len : 2 HOW DIFFICULT TO GET HEROIN

	Freq	Pct
1 = Probably impossible.....	26534	44.92
2 = Very difficult	15345	25.98
3 = Fairly difficult.....	7892	13.36
4 = Fairly easy	4618	7.82
5 = Very easy.....	2660	4.50
85 = BAD DATA Logically assigned	4	0.01
94 = DON'T KNOW	1580	2.67
97 = REFUSED	127	0.22
98 = BLANK (NO ANSWER)	309	0.52

RISK/AVAILABILITY

In the past 30 days, has anyone approached you to sell you an illegal drug?

(RK03)

[APPDRGMON](#)¹

Len : 2 APPROACHED BY SOMEONE SELLING ILL DRUG PST 30 DYS

	Freq	Pct
1 = Yes.....	3190	5.40
2 = No.....	55475	93.92
85 = BAD DATA Logically assigned.....	4	0.01
94 = DON'T KNOW.....	58	0.10
97 = REFUSED.....	30	0.05
98 = BLANK (NO ANSWER).....	312	0.53

How often do you get a real kick out of doing things that are a little dangerous?

(RK04A)

[RSKYFQDGR](#)¹

Len : 2 GET A REAL KICK OUT OF DOING DANGEROUS THINGS

	Freq	Pct
1 = Never.....	27738	46.96
2 = Seldom.....	18172	30.76
3 = Sometimes.....	10524	17.82
4 = Always.....	1822	3.08
85 = BAD DATA Logically assigned.....	4	0.01
94 = DON'T KNOW.....	398	0.67
97 = REFUSED.....	95	0.16
98 = BLANK (NO ANSWER).....	316	0.53

How often do you like to test yourself by doing something a little risky?

(RK04B)

[RSKYFQTES](#)¹

Len : 2 LIKE TO TEST YOURSELF BY DOING RISKY THINGS

	Freq	Pct
1 = Never.....	28379	48.04
2 = Seldom.....	20346	34.44
3 = Sometimes.....	8589	14.54
4 = Always.....	1154	1.95
85 = BAD DATA Logically assigned.....	4	0.01
94 = DON'T KNOW.....	203	0.34
97 = REFUSED.....	72	0.12
98 = BLANK (NO ANSWER).....	322	0.55

How often do you wear a seatbelt when you ride in the front passenger seat of a car?

(RK04C)

[RKFQPBLT](#)¹

Len : 2 WEAR A SEATBELT WHEN RIDE FRONT PASS SEAT OF CAR

	Freq	Pct
1 = Never.....	2103	3.56
2 = Seldom.....	1508	2.55
3 = Sometimes.....	4434	7.51
4 = Always.....	50606	85.67
85 = BAD DATA Logically assigned.....	4	0.01
94 = DON'T KNOW.....	56	0.09
97 = REFUSED.....	32	0.05
98 = BLANK (NO ANSWER).....	326	0.55

How often do you wear a seatbelt when you drive a car?

(RK04D)

[RKFQDBLT](#)¹

Len : 2 WEAR A SEATBELT WHEN YOU DRIVE A CAR

	Freq	Pct
1 = Never.....	1402	2.37
2 = Seldom.....	919	1.56
3 = Sometimes.....	2429	4.11
4 = Always.....	42672	72.24
5 = I don't drive.....	11226	19.00
85 = BAD DATA Logically assigned.....	4	0.01
94 = DON'T KNOW.....	60	0.10
97 = REFUSED.....	30	0.05
98 = BLANK (NO ANSWER).....	327	0.55

RECODED RISK/AVAILABILITY

RECODED RISK/AVAILABILITY

NOTE: The variables in this section are recoded variables that were created from one or more of the edited variables from the preceding section.

(RSKCIGPKD)

GRSKCIGPKD

Len : 1 RC-GREAT RISK: SMOKE 1+ PACKS CIGARETTES PER DAY

	Freq	Pct
. = Unknown (Otherwise).....	723	1.22
0 = Otherwise (RSKCIGPKD=1,2,3).....	19691	33.34
1 = Great Risk (RSKCIGPKD=4).....	38655	65.44

(RSKMRJMON)

GRSKMRJMON

Len : 1 RC-GREAT RISK: USE MARIJUANA ONCE A MONTH

	Freq	Pct
. = Unknown (Otherwise).....	937	1.59
0 = Otherwise (RSKMRJMON=1,2,3).....	48484	82.08
1 = Great Risk (RSKMRJMON=4).....	9648	16.33

(RSKMRJWK)

GRSKMRJWK

Len : 1 RC-GREAT RISK: USE MARIJUANA 1-2 TIMES PER WEEK

	Freq	Pct
. = Unknown (Otherwise).....	923	1.56
0 = Otherwise (RSKMRJWK=1,2,3).....	45308	76.70
1 = Great Risk (RSKMRJWK=4).....	12838	21.73

(RSKCOCMON)

GRSKCOCMON

Len : 1 RC-GREAT RISK: USE COCAINE ONCE A MONTH

	Freq	Pct
. = Unknown (Otherwise).....	1074	1.82
0 = Otherwise (RSKCOCMON=1,2,3).....	22501	38.09
1 = Great Risk (RSKCOCMON=4).....	35494	60.09

(RSKCOCWK)

GRSKCOCWK

Len : 1 RC-GREAT RISK: USE COCAINE 1-2 TIMES PER WEEK

	Freq	Pct
. = Unknown (Otherwise).....	1028	1.74
0 = Otherwise (RSKCOCWK=1,2,3).....	10626	17.99
1 = Great Risk (RSKCOCWK=4).....	47415	80.27

(RSKHERTRY)

GRSKHERTRY

Len : 1 RC-GREAT RISK: TRYING HEROIN ONCE OR TWICE

	Freq	Pct
. = Unknown (Otherwise).....	1161	1.97
0 = Otherwise (RSKHERTRY=1,2,3).....	13619	23.06
1 = Great Risk (RSKHERTRY=4).....	44289	74.98

(RSKHERWK)

GRSKHERWK

Len : 1 RC-GREAT RISK: USE HEROIN 1-2 TIMES PER WEEK

	Freq	Pct
. = Unknown (Otherwise).....	1108	1.88
0 = Otherwise (RSKHERWK=1,2,3).....	5995	10.15
1 = Great Risk (RSKHERWK=4).....	51966	87.98

(RSKLSDTRY)

GRSKLSDTRY

Len : 1 RC-GREAT RISK: TRYING LSD ONCE OR TWICE

	Freq	Pct
. = Unknown (Otherwise).....	1776	3.01
0 = Otherwise (RSKLSDTRY=1,2,3).....	29115	49.29
1 = Great Risk (RSKLSDTRY=4).....	28178	47.70

RECODED RISK/AVAILABILITY

(RSKLSDWK)
GRSKLSDWK

Len : 1 RC-GREAT RISK: USE LSD 1-2 TIMES PER WEEK

	Freq	Pct
. = Unknown (Otherwise).....	1768	2.99
0 = Otherwise (RSKLSDWK=1,2,3)	18361	31.08
1 = Great Risk (RSKLSDWK=4).....	38940	65.92

(RSKBNGDLY)
GRSKBNGDLY

Len : 1 RC-GREAT RISK: HAVE 4-5 ALC DRINKS PER DAY

	Freq	Pct
. = Unknown (Otherwise).....	750	1.27
0 = Otherwise (RSKBNGDLY=1,2,3).....	19343	32.75
1 = Great Risk (RSKBNGDLY=4).....	38976	65.98

(RSKBNGWK)
GRSKBNGWK

Len : 1 RC-GREAT RISK: HAVE 5+ ALC DRINKS 1-2 TIMES PER WEEK

	Freq	Pct
. = Unknown (Otherwise).....	773	1.31
0 = Otherwise (RSKBNGWK=1,2,3).....	33883	57.36
1 = Great Risk (RSKBNGWK=4).....	24413	41.33

(DIFGETMRJ)
DIFOBTRMJ

Len : 1 RC-MARIJUANA FAIRLY OR VERY EASY TO OBTAIN

	Freq	Pct
. = Unknown (Otherwise).....	1382	2.34
0 = Otherwise (DIFGETMRJ=1,2,3)	20161	34.13
1 = Fairly or Very Easy (DIFGETMRJ=4,5)	37526	63.53

(DIFGETCOC)
DIFOBTCCOC

Len : 1 RC-COCAINE FAIRLY OR VERY EASY TO OBTAIN

	Freq	Pct
. = Unknown (Otherwise).....	1921	3.25
0 = Otherwise (DIFGETCOC=1,2,3).....	46495	78.71
1 = Fairly or Very Easy (DIFGETCOC=4,5).....	10653	18.03

(DIFGETCRK)
DIFOBTCKRK

Len : 1 RC-CRACK FAIRLY OR VERY EASY TO OBTAIN

	Freq	Pct
. = Unknown (Otherwise).....	1987	3.36
0 = Otherwise (DIFGETCRK=1,2,3).....	49042	83.02
1 = Fairly or Very Easy (DIFGETCRK=4,5).....	8040	13.61

(DIFGETHER)
DIFOBTHER

Len : 1 RC-HEROIN FAIRLY OR VERY EASY TO OBTAIN

	Freq	Pct
. = Unknown (Otherwise).....	2020	3.42
0 = Otherwise (DIFGETHER=1,2,3)	49771	84.26
1 = Fairly or Very Easy (DIFGETHER=4,5)	7278	12.32

(DIFGETLSD)
DIFOBTLSLSD

Len : 1 RC-LSD FAIRLY OR VERY EASY TO OBTAIN

	Freq	Pct
. = Unknown (Otherwise).....	2234	3.78
0 = Otherwise (DIFGETLSD=1,2,3).....	48731	82.50
1 = Fairly or Very Easy (DIFGETLSD=4,5).....	8104	13.72

(APPDRGMON)
APPDRGMON2

Len : 1 RC-APPROACHED BY SOMEONE SELLING DRUGS

	Freq	Pct
. = Unknown (Otherwise).....	404	0.68
0 = No (APPDRGMON=2).....	55475	93.92
1 = Yes (APPDRGMON=1,3)	3190	5.40

SOCIAL ENVIRONMENT

SOCIAL ENVIRONMENT

The values in this section may be inconsistent with values for variables in other sections of the interview. Items in this section were edited when respondents legitimately skipped out of these items based on prior answers in earlier sections. Otherwise, variables in one section of the interview generally were not edited to make them consistent with variables in another section of the interview. This note applies to variables in this section marked by a¹.

The next questions are about things you might or might not have done recently.

During the past 12 months, how many times have you sold illegal drugs?

(SEN12A)
SNYSELL¹

Len : 2 SOLD ILLEGAL DRUGS

	Freq	Pct
1 = 0 times	45144	76.43
2 = 1 or 2 times	529	0.90
3 = 3 to 5 times	134	0.23
4 = 6 to 9 times	55	0.09
5 = 10 or more times	197	0.33
85 = BAD DATA Logically assigned	21	0.04
94 = DON'T KNOW	31	0.05
97 = REFUSED	79	0.13
98 = BLANK (NO ANSWER)	910	1.54
99 = LEGITIMATE SKIP	11969	20.26

During the past 12 months, how many times have you stolen or tried to steal anything worth more than \$50?

(SEN12B)
SNYSTOLE¹

Len : 2 STOLEN/TRIED TO STEAL ANYTHING WORTH > \$50

	Freq	Pct
1 = 0 times	45424	76.90
2 = 1 or 2 times	426	0.72
3 = 3 to 5 times	85	0.14
4 = 6 to 9 times	35	0.06
5 = 10 or more times	83	0.14
85 = BAD DATA Logically assigned	21	0.04
94 = DON'T KNOW	30	0.05
97 = REFUSED	84	0.14
98 = BLANK (NO ANSWER)	912	1.54
99 = LEGITIMATE SKIP	11969	20.26

During the past 12 months, how many times have you attacked someone with the intent to seriously hurt them?

(SEN12C)
SNYATTAK¹

Len : 2 ATTACKED SOMEONE W/INTENT TO SERIOUSLY HURT THEM

	Freq	Pct
1 = 0 times	45583	77.17
2 = 1 or 2 times	398	0.67
3 = 3 to 5 times	42	0.07
4 = 6 to 9 times	13	0.02
5 = 10 or more times	25	0.04
85 = BAD DATA Logically assigned	21	0.04
94 = DON'T KNOW	28	0.05
97 = REFUSED	77	0.13
98 = BLANK (NO ANSWER)	913	1.55
99 = LEGITIMATE SKIP	11969	20.26

SOCIAL ENVIRONMENT

How do you feel about adults trying marijuana or any cannabis product once or twice?

(SEN13B)
SNFAMJEV¹

Len : 2 HOW YOU FEEL: ADLTS TRYING MJ/CANNABIS

	Freq	Pct
1 = Neither approve nor disapprove.....	34784	58.89
2 = Somewhat disapprove.....	4456	7.54
3 = Strongly disapprove.....	6429	10.88
85 = BAD DATA Logically assigned.....	21	0.04
94 = DON'T KNOW.....	244	0.41
97 = REFUSED.....	248	0.42
98 = BLANK (NO ANSWER).....	918	1.55
99 = LEGITIMATE SKIP.....	11969	20.26

During the past 12 months, how many times did you attend religious services? Please do not include special occasions such as weddings, funerals, or other special events in your answer.

(SENRELAT)
SNRLGSVC¹

Len : 2 PAST 12 MOS, HOW MANY RELIG. SERVICES

	Freq	Pct
1 = 0 times.....	26443	44.77
2 = 1 to 2 times.....	4538	7.68
3 = 3 to 5 times.....	3300	5.59
4 = 6 to 24 times.....	3901	6.60
5 = 25 to 52 times.....	4052	6.86
6 = More than 52 times.....	3684	6.24
85 = BAD DATA Logically assigned.....	21	0.04
94 = DON'T KNOW.....	104	0.18
97 = REFUSED.....	135	0.23
98 = BLANK (NO ANSWER).....	922	1.56
99 = LEGITIMATE SKIP.....	11969	20.26

These next questions are about the role that religious beliefs may play in your life. For each statement, please indicate whether you strongly disagree, disagree, agree, or strongly agree.

Your religious beliefs are a very important part of your life.

(SENREBE1)
SNRLGIMP¹

Len : 2 MY RELIGIOUS BELIEFS ARE VERY IMPORTANT

	Freq	Pct
1 = Strongly Disagree.....	10714	18.14
2 = Disagree.....	7893	13.36
3 = Agree.....	14536	24.61
4 = Strongly Agree.....	12389	20.97
85 = BAD DATA Logically assigned.....	21	0.04
94 = DON'T KNOW.....	298	0.50
97 = REFUSED.....	322	0.55
98 = BLANK (NO ANSWER).....	927	1.57
99 = LEGITIMATE SKIP.....	11969	20.26

Your religious beliefs influence how you make decisions in your life.

(SENREBE2)
SNRLDCSN¹

Len : 2 MY RELIGIOUS BELIEFS INFLUENCE MY DECISIONS

	Freq	Pct
1 = Strongly Disagree.....	11318	19.16
2 = Disagree.....	8964	15.18
3 = Agree.....	14485	24.52
4 = Strongly Agree.....	10817	18.31
85 = BAD DATA Logically assigned.....	21	0.04
94 = DON'T KNOW.....	273	0.46
97 = REFUSED.....	292	0.49
98 = BLANK (NO ANSWER).....	930	1.57
99 = LEGITIMATE SKIP.....	11969	20.26

SOCIAL ENVIRONMENT

It is important that your friends share your religious beliefs.

(SENREBE3)
[SNRLFRND](#)¹

Len : 2 IT IS IMPORTANT THAT MY FRIENDS SHARE REL BELIEFS

	Freq	Pct
1 = Strongly Disagree	17611	29.81
2 = Disagree	17388	29.44
3 = Agree	7657	12.96
4 = Strongly Agree.....	2878	4.87
85 = BAD DATA Logically assigned	21	0.04
94 = DON'T KNOW	316	0.53
97 = REFUSED	294	0.50
98 = BLANK (NO ANSWER)	935	1.58
99 = LEGITIMATE SKIP.....	11969	20.26

YOUTH EXPERIENCES

YOUTH EXPERIENCES

The values in this section may be inconsistent with values for variables in other sections of the interview. Items in this section were edited when respondents legitimately skipped out of these items based on prior answers in earlier sections. Otherwise, variables in one section of the interview generally were not edited to make them consistent with variables in another section of the interview. This note applies to variables in this section marked by a¹.

The next questions are about school. By "school," we mean elementary school, junior high or middle school, high school, or a college or university. Please include home schooling as well.

Have you attended any type of school at any time during the past 12 months?

(YE09)

YEATNDYR¹

Len : 2 ATTENDED ANY TYPE OF SCHOOL PAST 12 MONTHS

	Freq	Pct
1 = Yes.....	10935	18.51
2 = No.....	930	1.57
85 = BAD DATA Logically assigned.....	23	0.04
94 = DON'T KNOW.....	45	0.08
97 = REFUSED.....	19	0.03
98 = BLANK (NO ANSWER).....	17	0.03
99 = LEGITIMATE SKIP.....	47100	79.74

Some parents decide to educate their children at home rather than send them to school. Have you been home-schooled at any time during the past 12 months?

(YE09A)

YEHMSLYR¹

Len : 2 HOME SCHOOLED AT ANY TIME DURING THE PAST 12 MOS

	Freq	Pct
1 = Yes.....	111	0.19
2 = No.....	845	1.43
85 = BAD DATA Logically assigned.....	20	0.03
94 = DON'T KNOW.....	22	0.04
97 = REFUSED.....	16	0.03
98 = BLANK (NO ANSWER).....	20	0.03
99 = LEGITIMATE SKIP.....	58035	98.25

Which of the statements below best describes how you felt overall about going to school during the past 12 months?

(YE10)

YESCHFLT¹

Len : 2 HOW YOU FELT OVERALL ABT GOING TO SCHL PAST 12 MOS

	Freq	Pct
1 = You liked going to school a lot.....	2452	4.15
2 = You kind of liked going to school.....	5643	9.55
3 = You didn't like going to school very much.....	2142	3.63
4 = You hated going to school.....	786	1.33
85 = BAD DATA Logically assigned.....	3	0.01
94 = DON'T KNOW.....	14	0.02
97 = REFUSED.....	23	0.04
98 = BLANK (NO ANSWER).....	81	0.14
99 = LEGITIMATE SKIP.....	47925	81.13

During the past 12 months, how often did you feel that the school work you were assigned to do was meaningful and important?

(YE11)

YESCHWRK¹

Len : 2 HOW OFTEN FELT SCHL WORK MEANINGFUL PST 12 MOS

	Freq	Pct
1 = Always.....	1879	3.18
2 = Sometimes.....	5570	9.43
3 = Seldom.....	2550	4.32
4 = Never.....	1005	1.70
85 = BAD DATA Logically assigned.....	3	0.01
94 = DON'T KNOW.....	35	0.06
97 = REFUSED.....	21	0.04
98 = BLANK (NO ANSWER).....	81	0.14
99 = LEGITIMATE SKIP.....	47925	81.13

YOUTH EXPERIENCES

How important do you think the things you have learned in school during the past 12 months are going to be to you later in life?

(YE12)
YESCHIMP¹

Len : 2 HOW IMPT THINGS LEARNED PST 12 MOS ARE GOING TO BE		Freq	Pct
1 = Very important.....		2389	4.04
2 = Somewhat important.....		5347	9.05
3 = Somewhat unimportant.....		2489	4.21
4 = Very unimportant.....		788	1.33
85 = BAD DATA Logically assigned.....		3	0.01
94 = DON'T KNOW.....		29	0.05
97 = REFUSED.....		18	0.03
98 = BLANK (NO ANSWER).....		81	0.14
99 = LEGITIMATE SKIP.....		47925	81.13

How interesting do you think most of your courses at school during the past 12 months have been?

(YE13)
YESCHINT¹

Len : 2 HOW INTERESTING ARE COURSES AT SCHL PAST 12 MONTHS		Freq	Pct
1 = Very interesting.....		2012	3.41
2 = Somewhat interesting.....		5388	9.12
3 = Somewhat boring.....		2531	4.28
4 = Very boring.....		1086	1.84
85 = BAD DATA Logically assigned.....		3	0.01
94 = DON'T KNOW.....		25	0.04
97 = REFUSED.....		18	0.03
98 = BLANK (NO ANSWER).....		81	0.14
99 = LEGITIMATE SKIP.....		47925	81.13

During the past 12 months, how often did your teachers at school let you know when you were doing a good job with you school work?

(YE14)
YETCGJOB¹

Len : 2 HOW OFTEN TCHR SAY DOING A GOOD JOB PAST 12 MONTHS		Freq	Pct
1 = Always.....		3132	5.30
2 = Sometimes.....		5031	8.52
3 = Seldom.....		1976	3.35
4 = Never.....		864	1.46
85 = BAD DATA Logically assigned.....		3	0.01
94 = DON'T KNOW.....		34	0.06
97 = REFUSED.....		23	0.04
98 = BLANK (NO ANSWER).....		81	0.14
99 = LEGITIMATE SKIP.....		47925	81.13

What were your grades for the last semester or grading period you completed?

(YE15)
YELSTGRD¹

Len : 2 GRADES FOR LAST SEMESTER/GRADING PERIOD COMPLETED		Freq	Pct
1 = An "A+", "A" or "A-minus" average.....		4408	7.46
2 = A "B+", "B" or "B-minus" average.....		3685	6.24
3 = A "C+", "C" or "C-minus" average.....		1588	2.69
4 = A "D" or less than a "D" average.....		572	0.97
5 = My school does not give these grades.....		570	0.96
85 = BAD DATA Logically assigned.....		3	0.01
94 = DON'T KNOW.....		181	0.31
97 = REFUSED.....		56	0.09
98 = BLANK (NO ANSWER).....		81	0.14
99 = LEGITIMATE SKIP.....		47925	81.13

YOUTH EXPERIENCES

Note: Beginning in 2022, edited variables YECIGFRNDOF2 and YECIGNEXTYR2 replace variables CIGOFRSM and CIGWILYR. Questions CG02 and CG03 were moved from the Nicotine (formerly Tobacco) section to the Youth Experiences section in 2022.

If one of your best friends offered you a cigarette, would you smoke it?

(CG02)

YECIGFRNDOF2¹ Len : 2 IF BEST FRIEND OFFERED, WOULD YOU SMOKE CIGARETTE

	Freq	Pct
1 = Yes.....	401	0.68
2 = No.....	10590	17.93
85 = BAD DATA Logically assigned.....	16	0.03
94 = DON'T KNOW.....	33	0.06
97 = REFUSED.....	25	0.04
98 = BLANK (NO ANSWER).....	17	0.03
99 = LEGITIMATE SKIP.....	47987	81.24

At any time during the next 12 months do you think you will smoke a cigarette?

(CG03)

YECIGNEXTYR2¹ Len : 2 DO YOU THINK YOU'LL SMOKE A CIGARETTE IN NEXT 12 MONTHS

	Freq	Pct
1 = Yes.....	164	0.28
2 = No.....	10827	18.33
85 = BAD DATA Logically assigned.....	16	0.03
94 = DON'T KNOW.....	36	0.06
97 = REFUSED.....	22	0.04
98 = BLANK (NO ANSWER).....	17	0.03
99 = LEGITIMATE SKIP.....	47987	81.24

How many of the students in your grade at school would you say smoke cigarettes?

Please think about the school you would be attending if you were not home-schooled, as you answer these next questions.

How many of the students in your grade at school would you say smoke cigarettes?

(YE16A)

YESTSCIG¹ Len : 2 HOW MANY SDNTS YOU KNOW IN GRADE SMOKE CIGARETTES

	Freq	Pct
1 = None of them.....	3422	5.79
2 = A few of them.....	5952	10.08
3 = Most of them.....	1121	1.90
4 = All of them.....	140	0.24
85 = BAD DATA Logically assigned.....	3	0.01
94 = DON'T KNOW.....	395	0.67
97 = REFUSED.....	30	0.05
98 = BLANK (NO ANSWER).....	81	0.14
99 = LEGITIMATE SKIP.....	47925	81.13

How many of the students in your grade at school would you say use marijuana or any cannabis product?

(YE16B)

YESTSMJ¹ Len : 2 HOW MANY SDNTS YOU KNOW IN GRADE USE MJ/CANNABIS

	Freq	Pct
1 = None of them.....	3412	5.78
2 = A few of them.....	4474	7.57
3 = Most of them.....	2431	4.12
4 = All of them.....	245	0.41
85 = BAD DATA Logically assigned.....	3	0.01
94 = DON'T KNOW.....	468	0.79
97 = REFUSED.....	30	0.05
98 = BLANK (NO ANSWER).....	81	0.14
99 = LEGITIMATE SKIP.....	47925	81.13

YOUTH EXPERIENCES

How many of the students in your grade at school would you say drink alcoholic beverages?

(YE16C)

[YESTSALC](#)¹

Len : 2 HOW MANY SDNTS YOU KNOW IN GRADE DRINK ALCOHOL

	Freq	Pct
1 = None of them	3241	5.49
2 = A few of them	4571	7.74
3 = Most of them.....	2533	4.29
4 = All of them.....	233	0.39
85 = BAD DATA Logically assigned	3	0.01
94 = DON'T KNOW	453	0.77
97 = REFUSED	29	0.05
98 = BLANK (NO ANSWER)	81	0.14
99 = LEGITIMATE SKIP.....	47925	81.13

How many of the students in your grade at school would you say get drunk at least once a week?

(YE16D)

[YESTSDNK](#)¹

Len : 2 HOW MANY SDNTS YOU KNOW GET DRUNK WEEKLY

	Freq	Pct
1 = None of them	5461	9.25
2 = A few of them	4096	6.93
3 = Most of them.....	838	1.42
4 = All of them.....	82	0.14
85 = BAD DATA Logically assigned	3	0.01
94 = DON'T KNOW	554	0.94
97 = REFUSED	29	0.05
98 = BLANK (NO ANSWER)	81	0.14
99 = LEGITIMATE SKIP.....	47925	81.13

The next questions ask about your parents. By parents, we mean either your biological parents, adoptive parents, stepparents, or adult guardians who live in your household.

During the past 12 months, how often did your parents check on whether you had done your homework?

(YE06A)

[YEPCHKHW](#)¹

Len : 2 PRNTS CHECK IF YOU'VE DONE HOMEWORK PST 12 MOS

	Freq	Pct
1 = Always.....	5197	8.80
2 = Sometimes	3573	6.05
3 = Seldom.....	1265	2.14
4 = Never	947	1.60
85 = BAD DATA Logically assigned	3	0.01
94 = DON'T KNOW	50	0.08
97 = REFUSED	28	0.05
98 = BLANK (NO ANSWER)	81	0.14
99 = LEGITIMATE SKIP.....	47925	81.13

During the past 12 months, how often did your parents provide help with your homework when you needed it?

(YE06B)

[YEPHLPHW](#)¹

Len : 2 PRNTS HELPED YOU W/HOMEWORK PAST 12 MONTHS

	Freq	Pct
1 = Always.....	5976	10.12
2 = Sometimes	2545	4.31
3 = Seldom.....	1164	1.97
4 = Never	1284	2.17
85 = BAD DATA Logically assigned	3	0.01
94 = DON'T KNOW	56	0.09
97 = REFUSED	35	0.06
98 = BLANK (NO ANSWER)	81	0.14
99 = LEGITIMATE SKIP.....	47925	81.13

YOUTH EXPERIENCES

During the past 12 months, how often did your parents make you do chores around the house?

(YE06C)

YEPCHORE¹

Len : 2 PRNTS MADE YOU DO WORK/CHORES PAST 12 MONTHS

	Freq	Pct
1 = Always.....	5352	9.06
2 = Sometimes.....	4925	8.34
3 = Seldom.....	1034	1.75
4 = Never.....	543	0.92
85 = BAD DATA Logically assigned.....	23	0.04
94 = DON'T KNOW.....	45	0.08
97 = REFUSED.....	30	0.05
98 = BLANK (NO ANSWER).....	17	0.03
99 = LEGITIMATE SKIP.....	47100	79.74

During the past 12 months, how often did your parents limit the amount of time you watched TV?

(YE06D)

YEPLMTTV¹

Len : 2 PRNTS LIMITED YOUR AMT OF TV TIME PST 12 MOS

	Freq	Pct
1 = Always.....	1321	2.24
2 = Sometimes.....	2774	4.70
3 = Seldom.....	2326	3.94
4 = Never.....	5375	9.10
85 = BAD DATA Logically assigned.....	23	0.04
94 = DON'T KNOW.....	93	0.16
97 = REFUSED.....	40	0.07
98 = BLANK (NO ANSWER).....	17	0.03
99 = LEGITIMATE SKIP.....	47100	79.74

During the past 12 months, how often did your parents limit the amount of time you went out with friends on school nights?

(YE06E)

YEPLMTSN¹

Len : 2 PRNTS LIMITED YOUR TIME OUT W/FRNDS PST 12 MOS

	Freq	Pct
1 = Always.....	3251	5.50
2 = Sometimes.....	2957	5.01
3 = Seldom.....	1878	3.18
4 = Never.....	2651	4.49
85 = BAD DATA Logically assigned.....	3	0.01
94 = DON'T KNOW.....	258	0.44
97 = REFUSED.....	65	0.11
98 = BLANK (NO ANSWER).....	81	0.14
99 = LEGITIMATE SKIP.....	47925	81.13

During the past 12 months, how often did your parents let you know when you'd done a good job?

(YE06F)

YEPGDJOB¹

Len : 2 PRNTS LET YOU KNOW DONE A GOOD JOB PST 12 MOS

	Freq	Pct
1 = Always.....	5626	9.52
2 = Sometimes.....	4088	6.92
3 = Seldom.....	1368	2.32
4 = Never.....	749	1.27
85 = BAD DATA Logically assigned.....	23	0.04
94 = DON'T KNOW.....	70	0.12
97 = REFUSED.....	28	0.05
98 = BLANK (NO ANSWER).....	17	0.03
99 = LEGITIMATE SKIP.....	47100	79.74

YOUTH EXPERIENCES

During the past 12 months, how often did your parents tell you they were proud of you for something you had done?

(YE06G)

YEPROUD¹

Len : 2 TELL YOU THEY'RE PROUD OF SOMETHING YOU'D DONE

	Freq	Pct
1 = Always.....	5728	9.70
2 = Sometimes.....	3786	6.41
3 = Seldom.....	1489	2.52
4 = Never.....	810	1.37
85 = BAD DATA Logically assigned.....	23	0.04
94 = DON'T KNOW.....	75	0.13
97 = REFUSED.....	41	0.07
98 = BLANK (NO ANSWER).....	17	0.03
99 = LEGITIMATE SKIP.....	47100	79.74

During the past 12 months, how many times have you argued or had a fight with at least one of your parents?

(YE18A)

YEYARGUP¹

Len : 2 ARGUED/HAD A FIGHT WITH AT LEAST ONE OF YOUR PRNTS

	Freq	Pct
1 = 0 times.....	2443	4.14
2 = 1 or 2 times.....	3406	5.77
3 = 3 to 5 times.....	2460	4.16
4 = 6 to 9 times.....	1192	2.02
5 = 10 or more times.....	2192	3.71
85 = BAD DATA Logically assigned.....	23	0.04
94 = DON'T KNOW.....	168	0.28
97 = REFUSED.....	68	0.12
98 = BLANK (NO ANSWER).....	17	0.03
99 = LEGITIMATE SKIP.....	47100	79.74

During the past 12 months, how many times have you gotten into a serious fight at school or work?

(YE18B)

YEYFGTSW¹

Len : 2 GOTTEN INTO A SERIOUS FIGHT AT SCHOOL/WORK

	Freq	Pct
1 = 0 times.....	9843	16.66
2 = 1 or 2 times.....	1498	2.54
3 = 3 to 5 times.....	317	0.54
4 = 6 to 9 times.....	68	0.12
5 = 10 or more times.....	89	0.15
85 = BAD DATA Logically assigned.....	23	0.04
94 = DON'T KNOW.....	69	0.12
97 = REFUSED.....	45	0.08
98 = BLANK (NO ANSWER).....	17	0.03
99 = LEGITIMATE SKIP.....	47100	79.74

During the past 12 months, how many times have you taken part in a fight where a group of your friends fought against another group?

(YE18C)

YEYFGTGP¹

Len : 2 TAKEN PART IN FIGHT WHERE GROUP FIGHTS GROUP

	Freq	Pct
1 = 0 times.....	10599	17.94
2 = 1 or 2 times.....	964	1.63
3 = 3 to 5 times.....	153	0.26
4 = 6 to 9 times.....	68	0.12
5 = 10 or more times.....	46	0.08
85 = BAD DATA Logically assigned.....	23	0.04
94 = DON'T KNOW.....	59	0.10
97 = REFUSED.....	40	0.07
98 = BLANK (NO ANSWER).....	17	0.03
99 = LEGITIMATE SKIP.....	47100	79.74

YOUTH EXPERIENCES

During the past 12 months, how many times have you carried a handgun?

(YE18D)

YEYHGUN¹

Len : 2 CARRIED A HANDGUN

	Freq	Pct
1 = 0 times	11254	19.05
2 = 1 or 2 times	393	0.67
3 = 3 to 5 times	106	0.18
4 = 6 to 9 times	31	0.05
5 = 10 or more times	57	0.10
85 = BAD DATA Logically assigned	23	0.04
94 = DON'T KNOW	51	0.09
97 = REFUSED	36	0.06
98 = BLANK (NO ANSWER)	18	0.03
99 = LEGITIMATE SKIP	47100	79.74

During the past 12 months, how many times have you sold illegal drugs?

(YE18E)

YEYSELL¹

Len : 2 SOLD ILLEGAL DRUGS

	Freq	Pct
1 = 0 times	11698	19.80
2 = 1 or 2 times	98	0.17
3 = 3 to 5 times	19	0.03
4 = 6 to 9 times	18	0.03
5 = 10 or more times	27	0.05
85 = BAD DATA Logically assigned	24	0.04
94 = DON'T KNOW	36	0.06
97 = REFUSED	31	0.05
98 = BLANK (NO ANSWER)	18	0.03
99 = LEGITIMATE SKIP	47100	79.74

During the past 12 months, how many times have you stolen or tried to steal anything worth more than \$50?

(YE18F)

YEYSTOLE¹

Len : 2 STOLEN/TRIED TO STEAL ANYTHING WORTH >\$50

	Freq	Pct
1 = 0 times	11472	19.42
2 = 1 or 2 times	286	0.48
3 = 3 to 5 times	54	0.09
4 = 6 to 9 times	13	0.02
5 = 10 or more times	36	0.06
85 = BAD DATA Logically assigned	24	0.04
94 = DON'T KNOW	37	0.06
97 = REFUSED	28	0.05
98 = BLANK (NO ANSWER)	19	0.03
99 = LEGITIMATE SKIP	47100	79.74

During the past 12 months, how many times have you attacked someone with the intent to seriously hurt them?

(YE18G)

YEYATTAK¹

Len : 2 ATTACKED SOMEONE W/INTENT TO SERIOUSLY HURT THEM

	Freq	Pct
1 = 0 times	11239	19.03
2 = 1 or 2 times	490	0.83
3 = 3 to 5 times	72	0.12
4 = 6 to 9 times	18	0.03
5 = 10 or more times	29	0.05
85 = BAD DATA Logically assigned	24	0.04
94 = DON'T KNOW	39	0.07
97 = REFUSED	39	0.07
98 = BLANK (NO ANSWER)	19	0.03
99 = LEGITIMATE SKIP	47100	79.74

YOUTH EXPERIENCES

How do you think your parents would feel about you smoking one or more packs of cigarettes per day?

(YE07A)
YEPPKCIG¹

Len : 2 HOW PRNTS WLD FEEL: YOU SMOKING 1+ PACK CIGS/DAY

	Freq	Pct
1 = Neither approve nor disapprove	507	0.86
2 = Somewhat disapprove	317	0.54
3 = Strongly disapprove	10947	18.53
85 = BAD DATA Logically assigned	24	0.04
94 = DON'T KNOW	107	0.18
97 = REFUSED	48	0.08
98 = BLANK (NO ANSWER)	19	0.03
99 = LEGITIMATE SKIP	47100	79.74

How do you think your parents would feel about you trying marijuana or any cannabis product once or twice?

(YE07B)
YEPMJEVR¹

Len : 2 HOW PRNTS WLD FEEL: YOU TRYING MJ/CANNABIS

	Freq	Pct
1 = Neither Approve or Disapprove	911	1.54
2 = Somewhat Disapprove	1318	2.23
3 = Strongly Disapprove	9524	16.12
85 = BAD DATA Logically assigned	24	0.04
94 = DON'T KNOW	127	0.22
97 = REFUSED	46	0.08
98 = BLANK (NO ANSWER)	19	0.03
99 = LEGITIMATE SKIP	47100	79.74

How do you think your parents would feel about you using marijuana or any cannabis product once a month or more?

(YE07B1)
YEPMJMO¹

Len : 2 HOW PRNTS WLD FEEL: YOU USING MJ/CANNABIS MONTHLY

	Freq	Pct
1 = Neither Approve or Disapprove	805	1.36
2 = Somewhat Disapprove	1098	1.86
3 = Strongly Disapprove	9843	16.66
85 = BAD DATA Logically assigned	24	0.04
94 = DON'T KNOW	133	0.23
97 = REFUSED	47	0.08
98 = BLANK (NO ANSWER)	19	0.03
99 = LEGITIMATE SKIP	47100	79.74

How do you think your parents would feel about you having one or two drinks of an alcoholic beverage nearly every day?

(YE07C)
YEPALDLY¹

Len : 2 HOW PRNTS WLD FEEL: YOU DRINKING ALC DAILY

	Freq	Pct
1 = Neither Approve or Disapprove	471	0.80
2 = Somewhat Disapprove	786	1.33
3 = Strongly Disapprove	10508	17.79
85 = BAD DATA Logically assigned	24	0.04
94 = DON'T KNOW	117	0.20
97 = REFUSED	44	0.07
98 = BLANK (NO ANSWER)	19	0.03
99 = LEGITIMATE SKIP	47100	79.74

YOUTH EXPERIENCES

How do you feel about someone your age smoking one or more packs of cigarettes a day?

(YE19A)

YEGPKCIG¹

Len : 2 HOW YOU FEEL S/ONE YOUR AGE SMOKG 1+ PK CIGS/DY

	Freq	Pct
1 = Neither approve nor disapprove	952	1.61
2 = Somewhat disapprove	1107	1.87
3 = Strongly disapprove	9717	16.45
85 = BAD DATA Logically assigned	24	0.04
94 = DON'T KNOW	107	0.18
97 = REFUSED	43	0.07
98 = BLANK (NO ANSWER)	19	0.03
99 = LEGITIMATE SKIP	47100	79.74

How do you feel about someone your age trying marijuana or any cannabis product once or twice?

(YE19B)

YEGMJEVR¹

Len : 2 HOW YOU FEEL S/ONE YOUR AGE TRYING MJ/CANNABIS

	Freq	Pct
1 = Neither approve nor disapprove	2671	4.52
2 = Somewhat disapprove	1889	3.20
3 = Strongly disapprove	7206	12.20
85 = BAD DATA Logically assigned	24	0.04
94 = DON'T KNOW	119	0.20
97 = REFUSED	41	0.07
98 = BLANK (NO ANSWER)	19	0.03
99 = LEGITIMATE SKIP	47100	79.74

How do you feel about someone your age using marijuana once a month or more?

(YE19B1)

YEGMJMO¹

Len : 2 HOW YOU FEEL S/ONE YOUR AGE USING MJ/CANNABIS MONTHLY

	Freq	Pct
1 = Neither approve nor disapprove	2622	4.44
2 = Somewhat disapprove	1796	3.04
3 = Strongly disapprove	7355	12.45
85 = BAD DATA Logically assigned	24	0.04
94 = DON'T KNOW	114	0.19
97 = REFUSED	39	0.07
98 = BLANK (NO ANSWER)	19	0.03
99 = LEGITIMATE SKIP	47100	79.74

How do you feel about someone your age having one or two drinks of an alcoholic beverage nearly every day?

(YE19C)

YEGALDLY¹

Len : 2 HOW YOU FEEL S/ONE YOUR AGE DRINKING ALC DLY

	Freq	Pct
1 = Neither approve nor disapprove	1311	2.22
2 = Somewhat disapprove	1608	2.72
3 = Strongly disapprove	8860	15.00
85 = BAD DATA Logically assigned	24	0.04
94 = DON'T KNOW	110	0.19
97 = REFUSED	37	0.06
98 = BLANK (NO ANSWER)	19	0.03
99 = LEGITIMATE SKIP	47100	79.74

YOUTH EXPERIENCES

How do you think your close friends would feel about you smoking one or more packs of cigarettes a day?

(YE20A)
YEFPKCIG¹

Len : 2 HOW YOU FEEL FRIENDS SMOKING 1+ PACK CIGS/DAY

	Freq	Pct
1 = Neither approve nor disapprove	1063	1.80
2 = Somewhat disapprove	1619	2.74
3 = Strongly disapprove	9035	15.30
85 = BAD DATA Logically assigned	24	0.04
94 = DON'T KNOW	170	0.29
97 = REFUSED	39	0.07
98 = BLANK (NO ANSWER)	19	0.03
99 = LEGITIMATE SKIP	47100	79.74

How do you think your close friends would feel about you trying marijuana or any cannabis product once or twice?

(YE20B)
YEFMJEVR¹

Len : 2 HOW YOU FEEL FRIENDS USING MJ 1X/MO

	Freq	Pct
1 = Neither approve nor disapprove	2723	4.61
2 = Somewhat disapprove	1927	3.26
3 = Strongly disapprove	7057	11.95
85 = BAD DATA Logically assigned	24	0.04
94 = DON'T KNOW	180	0.30
97 = REFUSED	39	0.07
98 = BLANK (NO ANSWER)	19	0.03
99 = LEGITIMATE SKIP	47100	79.74

How do you think your close friends would feel about you using marijuana or any cannabis product once a month or more?

(YE20B1)
YEFMJMO¹

Len : 2 HOW YOU FEEL FRIENDS USING MJ MONTHLY

	Freq	Pct
1 = Neither approve nor disapprove	2530	4.28
2 = Somewhat disapprove	1865	3.16
3 = Strongly disapprove	7304	12.37
85 = BAD DATA Logically assigned	24	0.04
94 = DON'T KNOW	184	0.31
97 = REFUSED	43	0.07
98 = BLANK (NO ANSWER)	19	0.03
99 = LEGITIMATE SKIP	47100	79.74

How do you think your close friends would feel about you having one or two drinks of an alcoholic beverage nearly every day?

(YE20C)
YEFALDLY¹

Len : 2 HOW YOU FEEL FRIENDS DRINKING ALC DAILY

	Freq	Pct
1 = Neither approve nor disapprove	1360	2.30
2 = Somewhat disapprove	1841	3.12
3 = Strongly disapprove	8505	14.40
85 = BAD DATA Logically assigned	24	0.04
94 = DON'T KNOW	179	0.30
97 = REFUSED	41	0.07
98 = BLANK (NO ANSWER)	19	0.03
99 = LEGITIMATE SKIP	47100	79.74

YOUTH EXPERIENCES

NOTE: In the variables YETLKPAP, YETLKBGF, YETLKOTA and YETLKSOP, codes of 11 were assigned if the respondent indicated that there was no one that he/she could talk to about a serious problem but the respondent also indicated 1 or more people that he/she could talk to about a serious problem.

If you wanted to talk to someone about a serious problem, which of the following people would you turn to?

(YE22)

YETLKNON¹

Len : 2 THERE IS NOBODY I CAN TALK TO ABOUT SERIOUS PROBS

	Freq	Pct
1 = Response entered	819	1.39
6 = Response not entered	10681	18.08
11 = Response entered (& other responses entered).....	231	0.39
85 = BAD DATA Logically assigned	4	0.01
94 = DON'T KNOW	119	0.20
97 = REFUSED	76	0.13
98 = BLANK (NO ANSWER)	39	0.07
99 = LEGITIMATE SKIP.....	47100	79.74

(YE22)

YETLKPAP¹

Len : 2 MY MOTHER/FATHER/GUARDIAN

	Freq	Pct
1 = Response entered	8063	13.65
6 = Response not entered	3584	6.07
11 = Response entered (YETLKNON=11)	84	0.14
85 = BAD DATA Logically assigned	20	0.03
94 = DON'T KNOW	119	0.20
97 = REFUSED	76	0.13
98 = BLANK (NO ANSWER)	23	0.04
99 = LEGITIMATE SKIP.....	47100	79.74

(YE22)

YETLKBGF¹

Len : 2 MY BOYFRIEND/GIRLFRIEND

	Freq	Pct
1 = Response entered	2528	4.28
6 = Response not entered	9129	15.45
11 = Response entered (YETLKNON=11)	74	0.13
94 = DON'T KNOW	119	0.20
97 = REFUSED	76	0.13
98 = BLANK (NO ANSWER)	43	0.07
99 = LEGITIMATE SKIP.....	47100	79.74

(YE22)

YETLKOTA¹

Len : 2 SOME OTHER ADULT

	Freq	Pct
1 = Response entered	2753	4.66
6 = Response not entered	8923	15.11
11 = Response entered (YETLKNON=11)	55	0.09
94 = DON'T KNOW	119	0.20
97 = REFUSED	76	0.13
98 = BLANK (NO ANSWER)	43	0.07
99 = LEGITIMATE SKIP.....	47100	79.74

(YE22)

YETLKSOP¹

Len : 2 SOME OTHER PERSON

	Freq	Pct
1 = Response entered	4185	7.08
6 = Response not entered	7427	12.57
11 = Response entered (YETLKNON=11)	119	0.20
94 = DON'T KNOW	119	0.20
97 = REFUSED	76	0.13
98 = BLANK (NO ANSWER)	43	0.07
99 = LEGITIMATE SKIP.....	47100	79.74

YOUTH EXPERIENCES

Now think about the past 12 months, that is, from [DATEFILL] through today. During the past 12 months, have you talked with at least one of your parents about the dangers of tobacco, alcohol, or drug use? By parents, we mean either your biological parents, adoptive parents, stepparents, or adult guardians -- whether or not they live with you.

(YE08)

YEPRTDNG¹

Len : 2 HAVE YOU TALKED W/PARENT(S) ABT DANGER OF TOB/ALC

	Freq	Pct
1 = Yes.....	5946	10.07
2 = No.....	5724	9.69
85 = BAD DATA Logically assigned.....	24	0.04
94 = DON'T KNOW.....	201	0.34
97 = REFUSED.....	55	0.09
98 = BLANK (NO ANSWER).....	19	0.03
99 = LEGITIMATE SKIP.....	47100	79.74

During the past 12 months have you participated in a problem solving, communication skills or self-esteem group?

(YE23B)

YEPRBSLV¹

Len : 2 PRBLM SOLVING/COMMUNICATION SKILLS/SELF-ESTEEM GR

	Freq	Pct
1 = Yes.....	2106	3.57
2 = No.....	9515	16.11
85 = BAD DATA Logically assigned.....	24	0.04
94 = DON'T KNOW.....	261	0.44
97 = REFUSED.....	44	0.07
98 = BLANK (NO ANSWER).....	19	0.03
99 = LEGITIMATE SKIP.....	47100	79.74

During the past 12 months have you participated in a violence prevention program, where you learn ways to avoid fights and control anger?

(YE23C)

YEVIOPRV¹

Len : 2 VIOLENCE PREVENTION PROGRAMS

	Freq	Pct
1 = Yes.....	888	1.50
2 = No.....	10867	18.40
85 = BAD DATA Logically assigned.....	24	0.04
94 = DON'T KNOW.....	132	0.22
97 = REFUSED.....	39	0.07
98 = BLANK (NO ANSWER).....	19	0.03
99 = LEGITIMATE SKIP.....	47100	79.74

During the past 12 months have you participated in an alcohol, tobacco or drug prevention program outside of school, where you learn about the dangers of using, and how to resist using, alcohol, tobacco, or drugs?

(YE23G)

YEDGPRGP¹

Len : 2 ALCOHOL/TOBACCO/DRUG PREV PGMS OUTSIDE SCHL

	Freq	Pct
1 = Yes.....	778	1.32
2 = No.....	10993	18.61
85 = BAD DATA Logically assigned.....	24	0.04
94 = DON'T KNOW.....	117	0.20
97 = REFUSED.....	38	0.06
98 = BLANK (NO ANSWER).....	19	0.03
99 = LEGITIMATE SKIP.....	47100	79.74

During the past 12 months have you participated in a program or meeting to help you deal with drug or alcohol use by you or another member of your family, such as Alcoholics Anonymous, Alateen, or individual or group counseling?

(YE23J)

YESLFHLP¹

Len : 2 AA/ALATEEN/INDIVIDUAL OR GROUP COUNSELING

	Freq	Pct
1 = Yes.....	222	0.38
2 = No.....	11540	19.54
85 = BAD DATA Logically assigned.....	24	0.04
94 = DON'T KNOW.....	124	0.21
97 = REFUSED.....	40	0.07
98 = BLANK (NO ANSWER).....	19	0.03
99 = LEGITIMATE SKIP.....	47100	79.74

YOUTH EXPERIENCES

During the past 12 months have you participated in pregnancy or sexually transmitted disease prevention programs?

(YE23O)

YEPRGSTD¹

Len : 2 PREGNANCY OR SEXUALLY TRANSMITTED DISEASE PGMS

	Freq	Pct
1 = Yes.....	419	0.71
2 = No.....	11377	19.26
85 = BAD DATA Logically assigned.....	24	0.04
94 = DON'T KNOW.....	85	0.14
97 = REFUSED.....	45	0.08
98 = BLANK (NO ANSWER).....	19	0.03
99 = LEGITIMATE SKIP.....	47100	79.74

During the past 12 months, in how many different kinds of school-based activities, such as team sports, cheerleading, choir, band, student government, or clubs, have you participated?

(YE23P)

YESCHACT¹

Len : 2 # OF SCHOOL-BASED ACT. PARTIC. IN PAST 12 MONTHS

	Freq	Pct
0 = None.....	2578	4.36
1 = One.....	3224	5.46
2 = Two.....	3011	5.10
3 = 3 or more.....	2990	5.06
85 = BAD DATA Logically assigned.....	24	0.04
94 = DON'T KNOW.....	85	0.14
97 = REFUSED.....	38	0.06
98 = BLANK (NO ANSWER).....	19	0.03
99 = LEGITIMATE SKIP.....	47100	79.74

During the past 12 months, in how many different kinds of community-based activities, such as volunteer activities, sports, clubs, or groups have you participated?

(YE23Q)

YECOMACT¹

Len : 2 # OF COMM.-BASED ACT. PARTIC. IN PAST 12 MONTHS

	Freq	Pct
0 = None.....	3720	6.30
1 = One.....	3164	5.36
2 = Two.....	2467	4.18
3 = 3 or more.....	2363	4.00
85 = BAD DATA Logically assigned.....	24	0.04
94 = DON'T KNOW.....	167	0.28
97 = REFUSED.....	44	0.07
98 = BLANK (NO ANSWER).....	20	0.03
99 = LEGITIMATE SKIP.....	47100	79.74

During the past 12 months, in how many different kinds of church or faith-based activities, such as clubs, youth groups, Saturday or Sunday school, prayer groups, youth trips, service or volunteer activities have you participated?

(YE23R)

YEFAIACT¹

Len : 2 # OF FAITH-BASED ACT. PARTIC. IN PAST 12 MONTHS

	Freq	Pct
0 = None.....	6152	10.41
1 = One.....	2300	3.89
2 = Two.....	1276	2.16
3 = 3 or more.....	1976	3.35
85 = BAD DATA Logically assigned.....	24	0.04
94 = DON'T KNOW.....	172	0.29
97 = REFUSED.....	49	0.08
98 = BLANK (NO ANSWER).....	20	0.03
99 = LEGITIMATE SKIP.....	47100	79.74

YOUTH EXPERIENCES

During the past 12 months, in how many different kinds of other activities, such as dance lessons, piano lessons, karate lessons, or horseback riding lessons, have you participated?

(YE23S)

YEOTHACT¹

Len : 2 # OF OTHER ACT. PARTIC. IN PAST 12 MONTHS

	Freq	Pct
0 = None	7627	12.91
1 = One	2153	3.64
2 = Two.....	1045	1.77
3 = 3 or more.....	928	1.57
85 = BAD DATA Logically assigned	24	0.04
94 = DON'T KNOW	133	0.23
97 = REFUSED	39	0.07
98 = BLANK (NO ANSWER)	20	0.03
99 = LEGITIMATE SKIP.....	47100	79.74

During the past 12 months have you had a special class about drugs or alcohol in school?

(YE24A)

YEDECLAS¹

Len : 2 A SPECIAL CLASS ABOUT DRUGS OR ALCOHOL

	Freq	Pct
1 = Yes.....	3909	6.62
2 = No.....	6974	11.81
85 = BAD DATA Logically assigned	4	0.01
94 = DON'T KNOW	138	0.23
97 = REFUSED	35	0.06
98 = BLANK (NO ANSWER)	84	0.14
99 = LEGITIMATE SKIP.....	47925	81.13

During the past 12 months have you had films, lectures, discussions, or printed information about drugs or alcohol in one of your regular school classes such as health or physical education?

(YE24B)

YEDERGLR¹

Len : 2 FILMS/LECTURES/DISCUS/INFO ABOUT DRG/ALC IN CLASS

	Freq	Pct
1 = Yes.....	6199	10.49
2 = No.....	4673	7.91
85 = BAD DATA Logically assigned	4	0.01
94 = DON'T KNOW	141	0.24
97 = REFUSED	42	0.07
98 = BLANK (NO ANSWER)	85	0.14
99 = LEGITIMATE SKIP.....	47925	81.13

During the past 12 months have you had films, lectures, discussions, or printed information about drugs or alcohol outside of one of your regular classes such as in a special assembly?

(YE24C)

YEDESPCL¹

Len : 2 FILMS/LECTURES/DISCUS/INFO ABOUT DRG/ALC OUT CLAS

	Freq	Pct
1 = Yes.....	3093	5.24
2 = No.....	7758	13.13
85 = BAD DATA Logically assigned	4	0.01
94 = DON'T KNOW	163	0.28
97 = REFUSED	41	0.07
98 = BLANK (NO ANSWER)	85	0.14
99 = LEGITIMATE SKIP.....	47925	81.13

YOUTH EXPERIENCES

During the past 12 months have you seen or heard any alcohol or drug prevention messages from sources outside school such as posters, pamphlets, radio, or TV?

(YE25)

YEPVNTYR¹

Len : 2 SEEN/HEARD ALC/DRG PREV MESSAGES FRM SOURC OUT SC

	Freq	Pct
1 = Yes.....	7345	12.43
2 = No.....	4338	7.34
85 = BAD DATA Logically assigned.....	24	0.04
94 = DON'T KNOW.....	199	0.34
97 = REFUSED.....	42	0.07
98 = BLANK (NO ANSWER).....	21	0.04
99 = LEGITIMATE SKIP.....	47100	79.74

During the past 12 months, how many times did you attend religious services? Please do not include special occasions such as weddings, funerals, or other special events in your answer.

(YERELATT)

YERLG SVC¹

Len : 2 PAST 12 MOS, HOW MANY RELIG. SERVICES

	Freq	Pct
1 = 0 times.....	5736	9.71
2 = 1 to 2 times.....	1674	2.83
3 = 3 to 5 times.....	884	1.50
4 = 6 to 24 times.....	1027	1.74
5 = 25 to 52 times.....	925	1.57
6 = More than 52 times.....	1333	2.26
85 = BAD DATA Logically assigned.....	24	0.04
94 = DON'T KNOW.....	284	0.48
97 = REFUSED.....	61	0.10
98 = BLANK (NO ANSWER).....	21	0.04
99 = LEGITIMATE SKIP.....	47100	79.74

These next questions are about the role that religious beliefs may play in your life. For each statement, please indicate whether you strongly disagree, disagree, agree, or strongly agree.

Your religious beliefs are a very important part of your life.

(YEREBEL1)

YERLGIMP¹

Len : 2 MY RELIGIOUS BELIEFS ARE VERY IMPORTANT

	Freq	Pct
1 = Strongly Disagree.....	2317	3.92
2 = Disagree.....	2291	3.88
3 = Agree.....	4182	7.08
4 = Strongly Agree.....	2722	4.61
85 = BAD DATA Logically assigned.....	24	0.04
94 = DON'T KNOW.....	298	0.50
97 = REFUSED.....	114	0.19
98 = BLANK (NO ANSWER).....	21	0.04
99 = LEGITIMATE SKIP.....	47100	79.74

Your religious beliefs influence how you make decisions in your life.

(YEREBEL2)

YERLDCSN¹

Len : 2 MY RELIGIOUS BELIEFS INFLUENCE MY DECISIONS

	Freq	Pct
1 = Strongly Disagree.....	2700	4.57
2 = Disagree.....	2834	4.80
3 = Agree.....	3887	6.58
4 = Strongly Agree.....	2099	3.55
85 = BAD DATA Logically assigned.....	24	0.04
94 = DON'T KNOW.....	301	0.51
97 = REFUSED.....	103	0.17
98 = BLANK (NO ANSWER).....	21	0.04
99 = LEGITIMATE SKIP.....	47100	79.74

YOUTH EXPERIENCES

It is important that your friends share your religious beliefs.

(YEREBEL3)
YERLFRND¹

Len : 2 IT IS IMPORTANT THAT MY FRIENDS SHARE REL BELIEFS

	Freq	Pct
1 = Strongly Disagree	4483	7.59
2 = Disagree	4168	7.06
3 = Agree	2048	3.47
4 = Strongly Agree.....	775	1.31
85 = BAD DATA Logically assigned.....	24	0.04
94 = DON'T KNOW	335	0.57
97 = REFUSED	115	0.19
98 = BLANK (NO ANSWER)	21	0.04
99 = LEGITIMATE SKIP.....	47100	79.74

Note: Beginning in 2022, questions YSUI01, YCOV9, YSUI02, YCOV10, YSUI03, YCOV11, YSUI04, and YSUI05 were moved from the youth mental health service utilization section to the youth experiences section.

The next few questions are about thoughts of suicide. You can answer "I'm not sure" or "I don't want to answer" to any question.

At any time in the past 12 months, that is from [DATEFILL] up to and including today, did you seriously think about trying to kill yourself?

(YSUI01)
YUSUITHK¹

Len : 2 YOUTH SERIOUSLY THINK ABOUT KILLING SELF PST 12 MOS

	Freq	Pct
1 = Yes.....	1598	2.71
2 = No.....	8472	14.34
3 = I'm not sure	834	1.41
4 = I don't want to answer.....	855	1.45
85 = BAD DATA Logically assigned.....	25	0.04
94 = DON'T KNOW	60	0.10
97 = REFUSED	102	0.17
98 = BLANK (NO ANSWER)	23	0.04
99 = LEGITIMATE SKIP.....	47100	79.74

Was this because of the COVID-19 pandemic?

(YCOV9)
YUCOSUITHK¹

Len : 2 YOUTH SERIOUSLY THINK ABOUT KILLING SELF DUE TO COVID-19

	Freq	Pct
1 = Yes.....	216	0.37
2 = No.....	1351	2.29
85 = BAD DATA Logically assigned.....	4	0.01
94 = DON'T KNOW	28	0.05
97 = REFUSED	4	0.01
98 = BLANK (NO ANSWER)	1894	3.21
99 = LEGITIMATE SKIP.....	55572	94.08

During the past 12 months, did you make any plans to kill yourself?

(YSUI02)
YUSUIPLN¹

Len : 2 YOUTH MAKE PLANS TO KILL YOURSELF PST 12 MOS

	Freq	Pct
1 = Yes.....	825	1.40
2 = No.....	9882	16.73
3 = I'm not sure	373	0.63
4 = I don't want to answer.....	698	1.18
85 = BAD DATA Logically assigned.....	25	0.04
94 = DON'T KNOW	48	0.08
97 = REFUSED	95	0.16
98 = BLANK (NO ANSWER)	23	0.04
99 = LEGITIMATE SKIP.....	47100	79.74

YOUTH EXPERIENCES

Was this because of the COVID-19 pandemic?

(YCOV10)

YUCOSUIPLN¹

Len : 2 YOUTH MAKE PLAN TO KILL YOURSELF DUE TO COVID-19

	Freq	Pct
1 = Yes.....	75	0.13
2 = No.....	736	1.25
85 = BAD DATA Logically assigned.....	8	0.01
94 = DON'T KNOW.....	10	0.02
97 = REFUSED.....	1	0.00
98 = BLANK (NO ANSWER).....	1257	2.13
99 = LEGITIMATE SKIP.....	56982	96.47

RECODED YOUTH EXPERIENCES

RECODED YOUTH EXPERIENCES

NOTE: The variables in this section are recoded variables that were created from one or more of the edited variables from the preceding section.

(YESCHFLT)
SCHFELT

Len : 1	RC-HOW YTH FELT: ABOUT GOING TO SCHOOL IN PST YR		
	. = Unknown/Aged 18+ (Otherwise).....	Freq	Pct
	1 = Liked A Lot/Kind of Liked (YESCHFLT=1,2).....	48046	81.34
	2 = Didn't Like Very Much/Hated (YESCHFLT=3,4).....	8095	13.70
		2928	4.96

(YETCGJOB)
TCHGJOB

Len : 1	RC-TEACHER LET YTH KNOW DOING GOOD JOB IN PST YR		
	. = Unknown/Aged 18+ (Otherwise).....	Freq	Pct
	1 = Always/Sometimes (YETCGJOB=1,2).....	48066	81.37
	2 = Seldom/Never (YETCGJOB=3,4).....	8163	13.82
		2840	4.81

(YELSTGRD)
AVGGRADE

Len : 1	RC-GRADE AVERAGE FOR LAST GRADING PERIOD COMPLETED		
	. = Unknown/Aged 18+ (Otherwise).....	Freq	Pct
	1 = D or Lower (YELSTGRD=4).....	48816	82.64
	2 = A, B, or C (YELSTGRD=1,2,3).....	572	0.97
		9681	16.39

(YESTSCIG)
STNDSCIG

Len : 1	RC-STUDENTS IN YTH GRADE SMOKE CIGARETTES		
	. = Unknown/Aged 18+ (Otherwise).....	Freq	Pct
	1 = Most/All (YESTSCIG=3,4).....	48434	82.00
	2 = None/Few (YESTSCIG=1,2).....	1261	2.13
		9374	15.87

(YESTSMJ)
STNDSMJ

Len : 1	RC-STUDENTS IN YTH GRADE USE MARIJUANA		
	. = Unknown/Aged 18+ (Otherwise).....	Freq	Pct
	1 = Most/All (YESTSMJ=3,4).....	48507	82.12
	2 = None/Few (YESTSMJ=1,2).....	2676	4.53
		7886	13.35

(YESTSALC)
STNDALC

Len : 1	RC-STUDENTS IN YTH GRADE DRINK ALCOHOLIC BEVERAGES		
	. = Unknown/Aged 18+ (Otherwise).....	Freq	Pct
	1 = Most/All (YESTSALC=3,4).....	48491	82.09
	2 = None/Few (YESTSALC=1,2).....	2766	4.68
		7812	13.23

(YESTSDNK)
STNDDNK

Len : 1	RC-STUDENTS IN YTH GRADE GET DRUNK ONCE/WEEK		
	. = Unknown/Aged 18+ (Otherwise).....	Freq	Pct
	1 = Most/All (YESTSDNK=3,4).....	48592	82.26
	2 = None/Few (YESTSDNK=1,2).....	920	1.56
		9557	16.18

(YEPCHKHW)
PARCHKHJ

Len : 1	RC-PARENTS CHECK IF HOMEWORK DONE IN PST YR		
	. = Unknown/Aged 18+ (Otherwise).....	Freq	Pct
	1 = Always/Sometimes (YEPCHKHW=1,2).....	48087	81.41
	2 = Seldom/Never (YEPCHKHW=3,4).....	8770	14.85
		2212	3.74

RECODED YOUTH EXPERIENCES

(YEPHLPWH)
PARHLPWH

Len : 1 RC-PARENTS HELP WITH HOMEWORK IN PST YR

	Freq	Pct
. = Unknown/Aged 18+ (Otherwise).....	48100	81.43
1 = Always/Sometimes (YEPHLPWH=1,2).....	8521	14.43
2 = Seldom/Never (YEPHLPWH=3,4).....	2448	4.14

(YEPCHORE)
PRCHORE2

Len : 1 RC-PARENTS MAKE YTH DO CHORES AROUND HOUSE IN PST YR

	Freq	Pct
. = Unknown/Aged 18+ (Otherwise).....	47215	79.93
1 = Always/Sometimes (YEPCHORE=1,2).....	10277	17.40
2 = Seldom/Never (YEPCHORE=3,4).....	1577	2.67

(YEPLMTTV)
PRLMTTV2

Len : 1 RC-PARENTS LIMIT AMOUNT OF TV IN PST YR

	Freq	Pct
. = Unknown/Aged 18+ (Otherwise).....	47273	80.03
1 = Always/Sometimes (YEPLMTTV=1,2).....	4095	6.93
2 = Seldom/Never (YEPLMTTV=3,4).....	7701	13.04

(YEPLMTSN)
PARLMTSN

Len : 1 RC-PARENTS LIMIT TIME OUT ON SCHOOL NIGHT IN PST YR

	Freq	Pct
. = Unknown/Aged 18+ (Otherwise).....	48332	81.82
1 = Always/Sometimes (YEPLMTSN=1,2).....	6208	10.51
2 = Seldom/Never (YEPLMTSN=3,4).....	4529	7.67

(YEPGDJOB)
PRGDJOB2

Len : 1 RC-PARENTS TELL YTH HAD DONE GOOD JOB IN PST YR

	Freq	Pct
. = Unknown/Aged 18+ (Otherwise).....	47238	79.97
1 = Always/Sometimes (YEPGDJOB=1,2).....	9714	16.45
2 = Seldom/Never (YEPGDJOB=3,4).....	2117	3.58

(YEPPROUD)
PRPROUD2

Len : 1 RC-PARENTS TELL YTH PROUD OF THINGS DONE IN PST YR

	Freq	Pct
. = Unknown/Aged 18+ (Otherwise).....	47256	80.00
1 = Always/Sometimes (YEPPROUD=1,2).....	9514	16.11
2 = Seldom/Never (YEPPROUD=3,4).....	2299	3.89

(YEYARGUP)
ARGUPAR

Len : 1 RC-TIMES ARGUED/HAD A FIGHT WITH ONE PARENT IN PST YR

	Freq	Pct
. = Unknown/Aged 18+ (Otherwise).....	47376	80.20
1 = 9 or Fewer (YEYARGUP=1,2,3,4).....	9501	16.08
2 = 10 or More (YEYARGUP=5).....	2192	3.71

(YEYFGTSW)
YOFIGHT2

Len : 1 RC-YOUTH HAD SERIOUS FIGHT AT SCHOOL/WORK

	Freq	Pct
. = Unknown/Aged 18+ (Otherwise).....	47254	80.00
1 = One or More Times (YEYFGTSW=2,3,4,5).....	1972	3.34
2 = None (YEYFGTSW=1).....	9843	16.66

(YEYFGTGP)
YOGRPFT2

Len : 1 RC-YOUTH FOUGHT WITH GROUP VS OTHER GROUP

	Freq	Pct
. = Unknown/Aged 18+ (Otherwise).....	47239	79.97
1 = One or More Times (YEYFGTGP=2,3,4,5).....	1231	2.08
2 = None (YEYFGTGP=1).....	10599	17.94

RECODED YOUTH EXPERIENCES

(YEYHGUN)
YOHGUN2

Len : 1 RC-YOUTH CARRIED A HANDGUN		
	Freq	Pct
. = Unknown/Aged 18+ (Otherwise).....	47228	79.95
1 = One or More Times (YEYHGUN=2,3,4,5).....	587	0.99
2 = None (YEYHGUN=1).....	11254	19.05

(YEYSELL)
YOSELL2

Len : 1 RC-YOUTH SOLD ILLEGAL DRUGS		
	Freq	Pct
. = Unknown/Aged 18+ (Otherwise).....	47209	79.92
1 = One or More Times (YEYSELL=2,3,4,5).....	162	0.27
2 = None (YEYSELL=1).....	11698	19.80

(YEYSTOLE)
YOSTOLE2

Len : 1 RC-YOUTH STOLE/TRIED TO STEAL ITEM >\$50		
	Freq	Pct
. = Unknown/Aged 18+ (Otherwise).....	47208	79.92
1 = One or More Times (YEYSTOLE=2,3,4,5).....	389	0.66
2 = None (YEYSTOLE=1).....	11472	19.42

(YEYATTAK)
YOATTAK2

Len : 1 RC-YOUTH ATTACKED WITH INTENT TO SERIOUSLY HARM		
	Freq	Pct
. = Unknown/Aged 18+ (Otherwise).....	47221	79.94
1 = One or More Times (YEYATTAK=2,3,4,5).....	609	1.03
2 = None (YEYATTAK=1).....	11239	19.03

(YEPPKCIG)
PRPKCIG2

Len : 1 RC-YTH THINK: PARENTS FEEL ABT YTH SMOKE PACK CIG/DAY		
	Freq	Pct
. = Unknown/Aged 18+ (Otherwise).....	47298	80.07
1 = Strongly Disapprove (YEPPKCIG=3).....	10947	18.53
2 = Somewhat Disapprove or Neither (YEPPKCIG=1,2).....	824	1.39

(YEPMJEVR)
PRMJEVR2

Len : 1 RC-YTH THINK: PARENTS FEEL ABT YTH TRY MARIJUANA		
	Freq	Pct
. = Unknown/Aged 18+ (Otherwise).....	47316	80.10
1 = Strongly Disapprove (YEPMJEVR=3).....	9524	16.12
2 = Somewhat Disapprove or Neither (YEPMJEVR=1,2).....	2229	3.77

(YEPMJMO)
PRMJMO

Len : 1 RC-YTH THINK: PARENTS FEEL ABT YTH USE MARIJUANA MNTHLY		
	Freq	Pct
. = Unknown/Aged 18+ (Otherwise).....	47323	80.11
1 = Strongly Disapprove (YEPMJMO=3).....	9843	16.66
2 = Somewhat Disapprove or Neither (YEPMJMO=1,2).....	1903	3.22

(YEPALDLY)
PRALDLY2

Len : 1 RC-YTH THINK: PARNTS FEEL ABT YTH DRK 1-2 ALC BEV/DAY		
	Freq	Pct
. = Unknown/Aged 18+ (Otherwise).....	47304	80.08
1 = Strongly Disapprove (YEPALDLY=3).....	10508	17.79
2 = Somewhat Disapprove or Neither (YEPALDLY=1,2).....	1257	2.13

(YEGPKCIG)
YFLPKCG2

Len : 1 RC-HOW YTH FEELS: PEERS SMOKE PACK/DAY CIG		
	Freq	Pct
. = Unknown/Aged 18+ (Otherwise).....	47293	80.06
1 = Strongly/Somewhat Disapprove (YEGPKCIG=2,3).....	10824	18.32
2 = Neither Approve Nor Disapprove (YEGPKCIG=1).....	952	1.61

RECODED YOUTH EXPERIENCES

(YEGMJEVJR)
YFLTMRJ2

Len : 1 RC-HOW YTH FEELS: PEERS TRY MARIJUANA		
	Freq	Pct
. = Unknown/Aged 18+ (Otherwise).....	47303	80.08
1 = Strongly/Somewhat Disapprove (YEGMJEVJR=2,3).....	9095	15.40
2 = Neither Approve Nor Disapprove (YEGMJEVJR=1)	2671	4.52

(YEGMJMO)
YFLMJMO

Len : 1 RC-HOW YTH FEELS: PEERS USING MARIJUANA MONTHLY		
	Freq	Pct
. = Unknown/Aged 18+ (Otherwise).....	47296	80.07
1 = Strongly/Somewhat Disapprove (YEGMJMO=2,3).....	9151	15.49
2 = Neither Approve Nor Disapprove (YEGMJMO=1).....	2622	4.44

(YEGALDLY)
YFLADLY2

Len : 1 RC-HOW YTH FEELS: PEERS DRNK 1-2 ALC BEV/DAY		
	Freq	Pct
. = Unknown/Aged 18+ (Otherwise).....	47290	80.06
1 = Strongly/Somewhat Disapprove (YEGALDLY=2,3).....	10468	17.72
2 = Neither Approve Nor Disapprove (YEGALDLY=1).....	1311	2.22

(YEFKPCIG)
FRDPCIG2

Len : 1 RC-YTH THINK: CLSE FRND FEEL ABT YTH SMK 1+ PAC DAILY		
	Freq	Pct
. = Unknown/Aged 18+ (Otherwise).....	47352	80.16
1 = Strongly/Somewhat Disapprove (YEFKPCIG=2,3).....	10654	18.04
2 = Neither Approve Nor Disapprove (YEFKPCIG=1).....	1063	1.80

(YEFMJEVJR)
FRDMEVR2

Len : 1 RC-YTH THINK: CLOSE FRNDS FEEL ABT YTH TRY MARIJUANA		
	Freq	Pct
. = Unknown/Aged 18+ (Otherwise).....	47362	80.18
1 = Strongly/Somewhat Disapprove (YEFMJEVJR=2,3).....	8984	15.21
2 = Neither Approve Nor Disapprove (YEFMJEVJR=1).....	2723	4.61

(YEFMJMO)
FRDMJMON

Len : 1 RC-YTH THINK: CLSE FRNDS FEEL ABT YTH USE MARIJUANA MON		
	Freq	Pct
. = Unknown/Aged 18+ (Otherwise).....	47370	80.19
1 = Strongly/Somewhat Disapprove (YEFMJMO=2,3).....	9169	15.52
2 = Neither Approve Nor Disapprove (YEFMJMO=1).....	2530	4.28

(YEFALDLY)
FRDADLY2

Len : 1 RC-YTH THINK: CLSE FRND FEEL ABT YTH HAVE 1-2 ALC/DAY		
	Freq	Pct
. = Unknown/Aged 18+ (Otherwise).....	47363	80.18
1 = Strongly/Somewhat Disapprove (YEFALDLY=2,3).....	10346	17.52
2 = Neither Approve Nor Disapprove (YEFALDLY=1).....	1360	2.30

The following variable, TALKPROB, was created from the variables containing information on who youths would talk with about serious problems: No one (YETLKNON), parent/guardian (YETLKPAR), boyfriend/girlfriend (YETLKBGF), other adults (YETLKOTA), or some other person (YETLKSOP). Youths who did not report a positive response to at least one of the source variables (no source variables=1), or youths who reported both being able to talk with no one (YETLKNON=11) and being able to talk to someone (YETLKPAR, YETLKBGF, YETLKOTA, or YETLKSOP=11), or respondents over the age of 17 (all source variables=99) were coded as system missing.

(YETLKBGF, YETLKNON, YETLKOTA, YETLKPAR, YETLKSOP)
TALKPROB

Len : 1 RC-WHO YTH TALKS WITH ABOUT SERIOUS PROBLEMS		
	Freq	Pct
. = Otherwise (See comment above)	47569	80.53
1 = No One (YETLKNON=1)	819	1.39
2 = Someone (YETLKPAR, YETLKBGF, YETLKOTA, or YETLKSOP=1)	10681	18.08

RECODED YOUTH EXPERIENCES

(YEPRTDNG)
PRTALK3

Len : 1	RC-TALKED WITH PARENT ABOUT DANGER TOB/ALC/DRG		
.	= Unknown/Aged 18+ (Otherwise).....	Freq	Pct
1	= Yes (YEPRTDNG=1).....	47399	80.24
2	= No (YEPRTDNG=2).....	5946	10.07
		5724	9.69

(YEPRBSLV)
PRBSOLV2

Len : 1	RC-PARTICIPATED IN PRBSLV/COMMSKILL/SELFESTEEM GROUP		
.	= Unknown/Aged 18+ (Otherwise).....	Freq	Pct
1	= Yes (YEPRBSLV=1).....	47448	80.33
2	= No (YEPRBSLV=2).....	2106	3.57
		9515	16.11

(YEVIOPRV)
PREVIOL2

Len : 1	RC-PARTICIPATED IN VIOLENCE PREVENTION PROGRAM		
.	= Unknown/Aged 18+ (Otherwise).....	Freq	Pct
1	= Yes (YEVIOPRV=1).....	47314	80.10
2	= No (YEVIOPRV=2).....	888	1.50
		10867	18.40

(YEDGPRGP)
PRVDRGO2

Len : 1	RC-PARTICIPATED IN SUBSTANCE PREV PROGRAM OUTSIDE SCHOOL		
.	= Unknown/Aged 18+ (Otherwise).....	Freq	Pct
1	= Yes (YEDGPRGP=1).....	47298	80.07
2	= No (YEDGPRGP=2).....	778	1.32
		10993	18.61

(YESLFHLP)
GRPCNSL2

Len : 1	RC-PARTICIPATED IN PROGRAM TO HELP SUBSTANCE USE		
.	= Unknown/Aged 18+ (Otherwise).....	Freq	Pct
1	= Yes (YESLFHLP=1).....	47307	80.09
2	= No (YESLFHLP=2).....	222	0.38
		11540	19.54

(YEPRGSTD)
PREGPGM2

Len : 1	RC-PARTICIPATED IN PREG/STD PREVENTION PROGRAM		
.	= Unknown/Aged 18+ (Otherwise).....	Freq	Pct
1	= Yes (YEPRGSTD=1).....	47273	80.03
2	= No (YEPRGSTD=2).....	419	0.71
		11377	19.26

The following variable, YTHACT2, was created by counting the number of positive responses reported over the following four youth activity questions: School-based (YESCHACT), community-based (YECOMACT), church or faith-based (YEFAIACT), or other activities (YEOTHACT). Youth respondents who reported participation in two or more activities were included in the "Two or more activities" category regardless of how many other activity questions were answered. Youth respondents who did not answer two or more of the four youth activity questions with a "yes" or "no" response were coded as system missing. To be included in the "None or one activity" category, a youth respondent must have answered two or more of the activity questions and reported they participated in either zero or one activity.

(YECOMACT, YEFAIACT, YEOTHACT, YESCHACT)
YTHACT2

Len : 1	RC-YTH PARTICIPATED IN YOUTH ACTIVITIES		
.	= Otherwise/Aged 18+ (See comment above).....	Freq	Pct
1	= Two or more activities (See comment above).....	47254	80.00
2	= None or one activity (See comment above).....	2485	4.21
		9330	15.80

(YEPVNTYR)
DRPRVME3

Len : 1	RC-YTH SEEN ALC OR DRUG PREVENTION MESSAGE OUTSIDE SCHOOL		
.	= Unknown/Aged 18+ (Otherwise).....	Freq	Pct
1	= Yes (YEPVNTYR=1).....	47386	80.22
2	= No (YEPVNTYR=2).....	7345	12.43
		4338	7.34

RECODED YOUTH EXPERIENCES

(YEDECLAS, YEDERGLR, YEDESPCL)

ANYEDUC3

Len : 1 RC-YTH HAD ANY DRUG OR ALCOHOL EDUCATION IN SCHOOL

	Freq	Pct
. = Unknown/Aged 18+ (Otherwise).....	48204	81.61
1 = Yes (YEDECLAS=1 or YEDERGLR=1 or YEDESPCL=1).....	7201	12.19
2 = No (YEDECLAS=2 & YEDERGLR=2 & YEDESPCL=2).....	3664	6.20

(YERLGSVC)

RLGATTD

Len : 1 RC-NUMBER TIMES ATTEND RELIGIOUS SERVICES IN PST YR

	Freq	Pct
. = Unknown/Aged 18+ (Otherwise).....	47490	80.40
1 = 25 or More (YERLGSVC=5,6).....	2258	3.82
2 = Less than 25 (YERLGSVC=1,2,3,4).....	9321	15.78

(YERLGIMP)

RLGIMPT

Len : 1 RC-RELIGIOUS BELIEFS VERY IMPORTANT IN LIFE

	Freq	Pct
. = Unknown/Aged 18+ (Otherwise).....	47557	80.51
1 = Agree/Strongly Agree (YERLGIMP=3,4).....	6904	11.69
2 = Strongly Disagree/Disagree (YERLGIMP=1,2).....	4608	7.80

(YERLDCSN)

RLGDSCN

Len : 1 RC-RELIGIOUS BELIEFS INFLUENCE LIFE DECISIONS

	Freq	Pct
. = Unknown/Aged 18+ (Otherwise).....	47549	80.50
1 = Agree/Strongly Agree (YERLDCSN=3,4).....	5986	10.13
2 = Strongly Disagree/Disagree (YERLDCSN=1,2).....	5534	9.37

(YERLFRND)

RLGFRND

Len : 1 RC-IMPORTANT FOR FRIENDS TO SHARE RELIGIOUS BELIEFS

	Freq	Pct
. = Unknown/Aged 18+ (Otherwise).....	47595	80.58
1 = Agree/Strongly Agree (YERLFRND=3,4).....	2823	4.78
2 = Strongly Disagree/Disagree (YERLFRND=1,2).....	8651	14.65

NOTE: The following four variables present youth suicide information based on responses to the youth suicidal ideation screen.

(YUSUITHK)

YUSUITHKYR

Len : 1 RC-YOUTH SERIOUSLY THOUGHT ABOUT KILLING SELF PAST YEAR

	Freq	Pct
. = Unknown/Aged 18+ (Otherwise).....	47148	79.82
1 = Yes (YUSUITHK=1).....	1598	2.71
2 = No (YUSUITHK=2).....	8472	14.34
3 = I'm not sure/Don't know (YUSUITHK=3,94).....	894	1.51
4 = I don't want to answer/Refused (YUSUITHK=4,97).....	957	1.62

(YUCOSUITHK)

YUCOSUITHK2

Len : 1 RC-YTH SERIOUSLY THOUGHT ABOUT KILLING SELF DUE COVID PY

	Freq	Pct
. = Unknown/Aged 18+/No Suicide Thoughts (Otherwise).....	57502	97.35
0 = No (YUCOSUITHK=2).....	1351	2.29
1 = Yes (YUCOSUITHK=1).....	216	0.37

(YUSUIPLN)

YUSUIPLNYR

Len : 1 RC-YOUTH MADE PLANS TO KILL SELF IN PAST YEAR

	Freq	Pct
. = Unknown/Aged 18+ (Otherwise).....	47148	79.82
1 = Yes (YUSUIPLN=1).....	825	1.40
2 = No (YUSUIPLN=2).....	9882	16.73
3 = I'm not sure/Don't know (YUSUIPLN=3,94).....	421	0.71
4 = I don't want to answer/Refused (YUSUIPLN=4,97).....	793	1.34

RECODED YOUTH EXPERIENCES

(YUCOSUIPLN)
YUCOSUIPLN2

Len : 1 RC-YTH MADE PLANS TO KILL SELF DUE TO COVID-19 PAST YEAR

	Freq	Pct
. = Unknown/Aged 18+/No Suicide Plans (Otherwise).....	58258	98.63
0 = No (YUCOSUIPLN=2)	736	1.25
1 = Yes (YUCOSUIPLN=1).....	75	0.13

ADULT MENTAL HEALTH

MENTAL HEALTH

ADULT MENTAL HEALTH

The values in this section may be inconsistent with values for variables in other sections of the interview. Items in this section were edited when respondents legitimately skipped out of these items based on prior answers in earlier sections. Otherwise, variables in one section of the interview generally were not edited to make them consistent with variables in another section of the interview. This note applies to variables in this section marked by a¹.

These questions ask how you have been feeling during the past 30 days.

During the past 30 days, how often did you feel nervous?

(NERVE30)

DSTNRV30¹

Len : 2 HOW OFTEN FELT NERVOUS PAST 30 DAYS

	Freq	Pct
1 = All of the time.....	1772	3.00
2 = Most of the time.....	3472	5.88
3 = Some of the time.....	11254	19.05
4 = A little of the time.....	14421	24.41
5 = None of the time.....	14989	25.38
85 = BAD DATA Logically assigned.....	21	0.04
94 = DON'T KNOW.....	101	0.17
97 = REFUSED.....	105	0.18
98 = BLANK (NO ANSWER).....	965	1.63
99 = LEGITIMATE SKIP.....	11969	20.26

During the past 30 days, how often did you feel hopeless?

(HOPE30)

DSTHOP30¹

Len : 2 HOW OFTEN FELT HOPELESS PAST 30 DAYS

	Freq	Pct
1 = All of the time.....	1046	1.77
2 = Most of the time.....	1780	3.01
3 = Some of the time.....	5397	9.14
4 = A little of the time.....	9237	15.64
5 = None of the time.....	28448	48.16
85 = BAD DATA Logically assigned.....	21	0.04
94 = DON'T KNOW.....	91	0.15
97 = REFUSED.....	113	0.19
98 = BLANK (NO ANSWER).....	967	1.64
99 = LEGITIMATE SKIP.....	11969	20.26

During the past 30 days, how often did you feel restless or fidgety?

(FIDG30)

DSTRST30¹

Len : 2 HOW OFTEN FELT RESTLESS/FIDGETY PST 30 DYS

	Freq	Pct
1 = All of the time.....	1730	2.93
2 = Most of the time.....	3134	5.31
3 = Some of the time.....	8261	13.99
4 = A little of the time.....	11824	20.02
5 = None of the time.....	20953	35.47
85 = BAD DATA Logically assigned.....	21	0.04
94 = DON'T KNOW.....	102	0.17
97 = REFUSED.....	107	0.18
98 = BLANK (NO ANSWER).....	968	1.64
99 = LEGITIMATE SKIP.....	11969	20.26

ADULT MENTAL HEALTH

During the past 30 days, how often did you feel so sad or depressed that nothing could cheer you up?

(NOCHR30)
DSTCHR30¹

Len : 2 HOW OFTEN FELT SAD NOTHING COULD CHEER YOU UP

	Freq	Pct
1 = All of the time.....	954	1.62
2 = Most of the time.....	1855	3.14
3 = Some of the time.....	5305	8.98
4 = A little of the time.....	9272	15.70
5 = None of the time.....	28527	48.29
85 = BAD DATA Logically assigned.....	21	0.04
94 = DON'T KNOW.....	84	0.14
97 = REFUSED.....	112	0.19
98 = BLANK (NO ANSWER).....	970	1.64
99 = LEGITIMATE SKIP.....	11969	20.26

During the past 30 days, how often did you feel that everything was an effort?

(EFFORT30)
DSTEFF30¹

Len : 2 HOW OFT FELT EVERYTHING EFFORT PST 30 DYS

	Freq	Pct
1 = All of the time.....	2352	3.98
2 = Most of the time.....	3716	6.29
3 = Some of the time.....	7630	12.92
4 = A little of the time.....	11606	19.65
5 = None of the time.....	20517	34.73
85 = BAD DATA Logically assigned.....	21	0.04
94 = DON'T KNOW.....	165	0.28
97 = REFUSED.....	120	0.20
98 = BLANK (NO ANSWER).....	973	1.65
99 = LEGITIMATE SKIP.....	11969	20.26

During the past 30 days, how often did you feel down on yourself, no good or worthless?

(DOWN30)
DSTNGD30¹

Len : 2 HOW OFT FELT DOWN/WTHLSS/NO GOOD PST 30 DYS

	Freq	Pct
1 = All of the time.....	1344	2.28
2 = Most of the time.....	2292	3.88
3 = Some of the time.....	5546	9.39
4 = A little of the time.....	9253	15.66
5 = None of the time.....	27458	46.48
85 = BAD DATA Logically assigned.....	21	0.04
94 = DON'T KNOW.....	89	0.15
97 = REFUSED.....	119	0.20
98 = BLANK (NO ANSWER).....	978	1.66
99 = LEGITIMATE SKIP.....	11969	20.26

The last questions asked about how you have been feeling during the past 30 days. Now think about the past 12 months. Was there a month in the past 12 months when you felt more depressed, anxious, or emotionally stressed than you felt during the past 30 days?

(WORST30)
DSTWORST¹

Len : 2 MON IN PST 12 MOS FELT WORSE THAN PST 30 DYS

	Freq	Pct
1 = Yes.....	16082	27.23
2 = No.....	29752	50.37
85 = BAD DATA Logically assigned.....	21	0.04
94 = DON'T KNOW.....	152	0.26
97 = REFUSED.....	106	0.18
98 = BLANK (NO ANSWER).....	987	1.67
99 = LEGITIMATE SKIP.....	11969	20.26

ADULT MENTAL HEALTH

Think of one month in the past 12 months when you were the most depressed, anxious, or emotionally stressed.

During that month, how often did you feel nervous?

(DSNERV1)
DSTNRV12¹

Len : 2 HOW OFT FELT NERVOUS IN WORST MONTH, PST 12 MOS

	Freq	Pct
1 = All of the time.....	2677	4.53
2 = Most of the time.....	4615	7.81
3 = Some of the time.....	5180	8.77
4 = A little of the time.....	2868	4.86
5 = None of the time.....	718	1.22
85 = BAD DATA Logically assigned.....	5	0.01
94 = DON'T KNOW.....	16	0.03
97 = REFUSED.....	110	0.19
98 = BLANK (NO ANSWER).....	1159	1.96
99 = LEGITIMATE SKIP.....	41721	70.63

During that same month when you were at your worst emotionally...

how often did you feel hopeless?

(DSHOPE)
DSTHOP12¹

Len : 2 HOW OFTEN FELT HOPELESS IN WORST MONTH

	Freq	Pct
1 = All of the time.....	2246	3.80
2 = Most of the time.....	3324	5.63
3 = Some of the time.....	4206	7.12
4 = A little of the time.....	3237	5.48
5 = None of the time.....	3040	5.15
85 = BAD DATA Logically assigned.....	5	0.01
94 = DON'T KNOW.....	18	0.03
97 = REFUSED.....	112	0.19
98 = BLANK (NO ANSWER).....	1160	1.96
99 = LEGITIMATE SKIP.....	41721	70.63

During that same month when you were at your worst emotionally...

how often did you feel restless or fidgety?

(DSFIDG)
DSTRST12¹

Len : 2 HOW OFTEN FELT RESTLESS IN WORST MONTH

	Freq	Pct
1 = All of the time.....	2131	3.61
2 = Most of the time.....	3204	5.42
3 = Some of the time.....	4516	7.65
4 = A little of the time.....	3778	6.40
5 = None of the time.....	2419	4.10
85 = BAD DATA Logically assigned.....	5	0.01
94 = DON'T KNOW.....	24	0.04
97 = REFUSED.....	111	0.19
98 = BLANK (NO ANSWER).....	1160	1.96
99 = LEGITIMATE SKIP.....	41721	70.63

ADULT MENTAL HEALTH

During that same month when you were at your worst emotionally...

how often did you feel so sad or depressed that nothing could cheer you up?

(DSNOCHR)
DSTCHR12¹

Len : 2 HOW OFTEN COULDN'T BE CHEERED UP IN WORST MONTH

	Freq	Pct
1 = All of the time.....	2194	3.71
2 = Most of the time.....	3351	5.67
3 = Some of the time.....	3986	6.75
4 = A little of the time.....	3479	5.89
5 = None of the time.....	3045	5.15
85 = BAD DATA Logically assigned.....	5	0.01
94 = DON'T KNOW.....	14	0.02
97 = REFUSED.....	113	0.19
98 = BLANK (NO ANSWER).....	1161	1.97
99 = LEGITIMATE SKIP.....	41721	70.63

During that same month when you were at your worst emotionally...

how often did you feel that everything was an effort?

(DSEFFORT)
DSTEFF12¹

Len : 2 HOW OFT FELT EVERYTHING AN EFFORT IN WORST MON

	Freq	Pct
1 = All of the time.....	3194	5.41
2 = Most of the time.....	3843	6.51
3 = Some of the time.....	3890	6.59
4 = A little of the time.....	3253	5.51
5 = None of the time.....	1860	3.15
85 = BAD DATA Logically assigned.....	5	0.01
94 = DON'T KNOW.....	25	0.04
97 = REFUSED.....	117	0.20
98 = BLANK (NO ANSWER).....	1161	1.97
99 = LEGITIMATE SKIP.....	41721	70.63

During that same month when you were at your worst emotionally...

how often did you feel down on yourself, no good, or worthless?

(DSDOWN)
DSTNGD12¹

Len : 2 HOW OFTEN FELT NO GOOD IN WORST MONTH

	Freq	Pct
1 = All of the time.....	2432	4.12
2 = Most of the time.....	3150	5.33
3 = Some of the time.....	3705	6.27
4 = A little of the time.....	3204	5.42
5 = None of the time.....	3555	6.02
85 = BAD DATA Logically assigned.....	5	0.01
94 = DON'T KNOW.....	15	0.03
97 = REFUSED.....	120	0.20
98 = BLANK (NO ANSWER).....	1162	1.97
99 = LEGITIMATE SKIP.....	41721	70.63

During that one month when your emotions, nerves or mental health interfered most with your daily activities...

how much difficulty did you have remembering to do things you needed to do?

(LIREMEM)
LIPREMEM¹

Len : 2 DIFFICULTY REMEMBERING ONE MO IN PST 12 MOS

	Freq	Pct
1 = No difficulty.....	16211	27.44
2 = Mild difficulty.....	12104	20.49
3 = Moderate difficulty.....	5680	9.62
4 = Severe difficulty.....	1973	3.34
85 = BAD DATA Logically assigned.....	21	0.04
94 = DON'T KNOW.....	77	0.13
97 = REFUSED.....	45	0.08
98 = BLANK (NO ANSWER).....	48	0.08
99 = LEGITIMATE SKIP.....	22910	38.79

ADULT MENTAL HEALTH

During that one month when your emotions, nerves or mental health interfered most with your daily activities...

how much difficulty did you have concentrating on doing something important when other things were going on around you?

(LICONCEN)
IMPCONCN¹

Len : 2 DIFFICULTY CONCENTRATING ONE MO IN PST 12 MOS

	Freq	Pct
1 = No difficulty	14080	23.84
2 = Mild difficulty.....	12412	21.01
3 = Moderate difficulty	6721	11.38
4 = Severe difficulty.....	2760	4.67
85 = BAD DATA Logically assigned.....	21	0.04
94 = DON'T KNOW	67	0.11
97 = REFUSED	43	0.07
98 = BLANK (NO ANSWER)	55	0.09
99 = LEGITIMATE SKIP.....	22910	38.79

During that one month when your emotions, nerves or mental health interfered most with your daily activities...

how much difficulty did you have going out of the house and getting around on your own?

(LIGOOUT1)
IMPGOUT¹

Len : 2 DIFFICULTY GOING OUT ONE MO IN PST 12 MO

	Freq	Pct
1 = No difficulty	21184	35.86
2 = Mild difficulty.....	6977	11.81
3 = Moderate difficulty	4496	7.61
4 = Severe difficulty.....	2048	3.47
5 = You didn't leave the house on your own	1274	2.16
85 = BAD DATA Logically assigned.....	21	0.04
94 = DON'T KNOW	52	0.09
97 = REFUSED	46	0.08
98 = BLANK (NO ANSWER)	61	0.10
99 = LEGITIMATE SKIP.....	22910	38.79

Did problems with your emotions, nerves, or mental health keep you from leaving the house on your own?

(LIGOOUT2)
IMPGOUTM¹

Len : 2 EMOTIONAL PROBLEMS KEEP YOU FROM LEAVING HOUSE

	Freq	Pct
1 = Yes.....	870	1.47
2 = No.....	394	0.67
94 = DON'T KNOW	6	0.01
97 = REFUSED	50	0.08
98 = BLANK (NO ANSWER)	134	0.23
99 = LEGITIMATE SKIP.....	57615	97.54

During that one month when your emotions, nerves or mental health interfered most with your daily activities...

how much difficulty did you have dealing with people you did not know well?

(LISTRANI)
IMPPEOP¹

Len : 2 DIFFICULTY DEALING W STRANGERS ONE MO IN PST 12 M

	Freq	Pct
1 = No difficulty	17992	30.46
2 = Mild difficulty.....	8783	14.87
3 = Moderate difficulty	5151	8.72
4 = Severe difficulty.....	2518	4.26
5 = You didn't deal with people you did not know well	1528	2.59
85 = BAD DATA Logically assigned.....	21	0.04
94 = DON'T KNOW	55	0.09
97 = REFUSED	45	0.08
98 = BLANK (NO ANSWER)	66	0.11
99 = LEGITIMATE SKIP.....	22910	38.79

ADULT MENTAL HEALTH

Did problems with your emotions, nerves, or mental health keep you from dealing with people you did not know well?

(LISTRAN2)
 IMPPEOPM¹

Len : 2 EMOTIONAL PROBLEMS KEEP YOU FROM DEALING W STRAGR

	Freq	Pct
1 = Yes.....	751	1.27
2 = No.....	770	1.30
94 = DON'T KNOW.....	5	0.01
97 = REFUSED.....	47	0.08
98 = BLANK (NO ANSWER).....	142	0.24
99 = LEGITIMATE SKIP.....	57354	97.10

During that one month when your emotions, nerves or mental health interfered most with your daily activities...
 how much difficulty did you have participating in social activities, like visiting friends or going to parties?

(LISOC1)
 IMPSOC¹

Len : 2 DIFFICULTY PARTICIPATE IN SOCIAL ACT 1 MO /12 MO

	Freq	Pct
1 = No difficulty.....	16900	28.61
2 = Mild difficulty.....	8341	14.12
3 = Moderate difficulty.....	5333	9.03
4 = Severe difficulty.....	2872	4.86
5 = You didn't participate in social activities.....	2526	4.28
85 = BAD DATA Logically assigned.....	21	0.04
94 = DON'T KNOW.....	46	0.08
97 = REFUSED.....	53	0.09
98 = BLANK (NO ANSWER).....	67	0.11
99 = LEGITIMATE SKIP.....	22910	38.79

Did problems with your emotions, nerves, or mental health keep you from participating in social activities?

(LISOC2)
 IMPSOCM¹

Len : 2 EMOTIONAL PROBS KEEP YOU FROM PART IN SOCIAL

	Freq	Pct
1 = Yes.....	1410	2.39
2 = No.....	1106	1.87
94 = DON'T KNOW.....	8	0.01
97 = REFUSED.....	55	0.09
98 = BLANK (NO ANSWER).....	134	0.23
99 = LEGITIMATE SKIP.....	56356	95.41

During that one month when your emotions, nerves or mental health interfered most with your daily activities...
 how much difficulty did you have taking care of household responsibilities?

(LIHHRES1)
 IMPHHL¹

Len : 2 DIFFICULTY HOUSE RESPONS ONE MO IN PST 12 MO

	Freq	Pct
1 = No difficulty.....	17093	28.94
2 = Mild difficulty.....	9199	15.57
3 = Moderate difficulty.....	5812	9.84
4 = Severe difficulty.....	3226	5.46
5 = You didn't take care of household responsibilities.....	656	1.11
85 = BAD DATA Logically assigned.....	21	0.04
94 = DON'T KNOW.....	43	0.07
97 = REFUSED.....	39	0.07
98 = BLANK (NO ANSWER).....	70	0.12
99 = LEGITIMATE SKIP.....	22910	38.79

ADULT MENTAL HEALTH

Did problems with your emotions, nerves, or mental health keep you from taking care of household responsibilities?

(LIHHRES2)
IMPHHLDM¹

Len : 2 EMOTIONL PROBS MAKE KEEP YOU FRM TAKING CARE HOUS

	Freq	Pct
1 = Yes.....	475	0.80
2 = No.....	177	0.30
94 = DON'T KNOW.....	3	0.01
97 = REFUSED.....	40	0.07
98 = BLANK (NO ANSWER).....	134	0.23
99 = LEGITIMATE SKIP.....	58240	98.60

During that one month when your emotions, nerves or mental health interfered most with your daily activities...

how much difficulty did you have taking care of your daily responsibilities at work or school?

(LIWKRES1)
IMPRES¹

Len : 2 DIFFICULTY WORK RESPNS ONE MO IN PST 12 MO

	Freq	Pct
1 = No difficulty.....	17958	30.40
2 = Mild difficulty.....	8568	14.51
3 = Moderate difficulty.....	4816	8.15
4 = Severe difficulty.....	2184	3.70
5 = You didn't work or go to school.....	2422	4.10
85 = BAD DATA Logically assigned.....	21	0.04
94 = DON'T KNOW.....	56	0.09
97 = REFUSED.....	61	0.10
98 = BLANK (NO ANSWER).....	73	0.12
99 = LEGITIMATE SKIP.....	22910	38.79

Did problems with your emotions, nerves, or mental health keep you from working or going to school?

(LIWKRES2)
IMPRES¹

Len : 2 DID EMOTIONAL PROBS KEEP YOU FROM WORK/SCHOOL

	Freq	Pct
1 = Yes.....	550	0.93
2 = No.....	1861	3.15
94 = DON'T KNOW.....	8	0.01
97 = REFUSED.....	64	0.11
98 = BLANK (NO ANSWER).....	150	0.25
99 = LEGITIMATE SKIP.....	56436	95.54

During that one month when your emotions, nerves or mental health interfered most with your daily activities...

how much difficulty did you have getting your daily work done as quickly as needed?

(LIWKQUIC)
IMPWORK¹

Len : 2 DIFFICULTY DOING DAILY WORK ONE MO IN PST 12 MO

	Freq	Pct
1 = No difficulty.....	16081	27.22
2 = Mild difficulty.....	10359	17.54
3 = Moderate difficulty.....	5016	8.49
4 = Severe difficulty.....	2089	3.54
85 = BAD DATA Logically assigned.....	21	0.04
94 = DON'T KNOW.....	46	0.08
97 = REFUSED.....	51	0.09
98 = BLANK (NO ANSWER).....	74	0.13
99 = LEGITIMATE SKIP.....	25332	42.89

ADULT MENTAL HEALTH

You mentioned having difficulty with or being unable to do such things as [FILL].

During the past 12 months, about how many weeks did you have any of these difficulties because of your emotions, nerves, or mental health? If you can't remember the exact number, just give your best estimate.

(IMWEEK1)
IMPWEEKS¹

Len : 2 NUM WEEKS HAVE DIFFICULTIES BECAUSE OF MENTL HLTH		Freq	Pct
RANGE = 1 - 52		26781	45.34
85 = BAD DATA Logically assigned		16	0.03
94 = DON'T KNOW		702	1.19
97 = REFUSED		155	0.26
98 = BLANK (NO ANSWER)		161	0.27
99 = LEGITIMATE SKIP		31254	52.91

During that/those [IMWEEK1FILL] week/weeks did you have these kinds of difficulties every day, most days, or only one or two days a week?

(IMDAYS)
IMPDYFRQ¹

Len : 2 HOW MANY DAYS IN WEEK DID YOU HAVE DIFFICULTIES		Freq	Pct
1 = Every day		1743	2.95
2 = Most days		9858	16.69
3 = Only one or two days a week		15096	25.56
85 = BAD DATA Logically assigned		16	0.03
94 = DON'T KNOW		55	0.09
97 = REFUSED		179	0.30
98 = BLANK (NO ANSWER)		868	1.47
99 = LEGITIMATE SKIP		31254	52.91

About how many days out of 365 in the past 12 months were you totally unable to work or carry out your normal activities because of your emotions, nerves or mental health?

You can use any number between 0 and 365 to answer.

(LIAD68)
IMPYDAYS¹

Len : 3 HOW MANY DAY IN PAST YR YOU WERE UNABLE TO WORK		Freq	Pct
RANGE = 0 - 365		27141	45.95
985 = BAD DATA Logically assigned		16	0.03
994 = DON'T KNOW		382	0.65
997 = REFUSED		105	0.18
998 = BLANK (NO ANSWER)		171	0.29
999 = LEGITIMATE SKIP		31254	52.91

The next few questions are about thoughts of suicide. At any time in the past 12 months, that is from [DATEFILL] up to and including today, did you seriously think about trying to kill yourself?

(SUI01)
SUICTHNK¹

Len : 2 SERIOUSLY THINK ABOUT KILLING SELF PST 12 MOS		Freq	Pct
1 = Yes		3363	5.69
2 = No		42421	71.82
85 = BAD DATA Logically assigned		21	0.04
94 = DON'T KNOW		70	0.12
97 = REFUSED		158	0.27
98 = BLANK (NO ANSWER)		1067	1.81
99 = LEGITIMATE SKIP		11969	20.26

ADULT MENTAL HEALTH

Was this because of the COVID-19 pandemic?

(COV9)

COSUITHNK

Len : 2 ADULT THINK ABOUT KILLING YOURSELF DUE TO COVID-19

	Freq	Pct
1 = Yes.....	453	0.77
2 = No.....	2891	4.89
85 = BAD DATA Logically assigned.....	5	0.01
94 = DON'T KNOW.....	16	0.03
97 = REFUSED.....	3	0.01
98 = BLANK (NO ANSWER).....	1311	2.22
99 = LEGITIMATE SKIP.....	54390	92.08

During the past 12 months, did you make any plans to kill yourself?

(SUI02)

SUIPLANR1

Len : 2 ADULT MAKE PLANS TO KILL SELF PST 12 MOS

	Freq	Pct
1 = Yes.....	1123	1.90
2 = No.....	44715	75.70
85 = BAD DATA Logically assigned.....	21	0.04
94 = DON'T KNOW.....	52	0.09
97 = REFUSED.....	121	0.20
98 = BLANK (NO ANSWER).....	1068	1.81
99 = LEGITIMATE SKIP.....	11969	20.26

Was this because of the COVID-19 pandemic?

(COV10)

COSUIPLNYR

Len : 2 ADULT MAKE PLAN TO KILL YOURSELF DUE TO COVID-19

	Freq	Pct
1 = Yes.....	125	0.21
2 = No.....	995	1.68
85 = BAD DATA Logically assigned.....	5	0.01
94 = DON'T KNOW.....	2	0.00
97 = REFUSED.....	1	0.00
98 = BLANK (NO ANSWER).....	1257	2.13
99 = LEGITIMATE SKIP.....	56684	95.96

NOTE: The following variable, KSSLR6MONED, is a score with values ranging from 0 to 24 indicating the level of psychological distress over the past 30 days (past month). This variable is based on data collected from a series of six questions known as the K6, asking adult respondents how frequently they experienced symptoms of psychological distress during the past 30 days. These questions include the following symptoms of distress: feeling nervous (DSTNRV30), feeling hopeless (DSTHOP30), feeling restless or fidgety (DSTRST30), feeling so sad or depressed that nothing could cheer you up (DSTCHR30), feeling that everything was an effort (DSTEFF30), and feeling down on yourself, no good, or worthless (DSTNGD30). For each of the six items listed above, responses of "all of the time" were coded 4, "most of the time" were coded 3, "some of the time" were coded 2, "a little of the time" were coded 1, and "none of the time" were coded 0. These assigned values were summed across the six items to calculate a total score for KSSLR6MONED. Specific details about this variable are provided in the Recoded Mental Health Appendix.

(DSTCHR30, DSTEFF30, DSTHOP30, DSTNGD30, DSTNRV30, DSTRST30)

KSSLR6MONED

Len : 2 K6 TOTAL SCORE IN PAST MONTH

	Freq	Pct
RANGE = 0 - 24.....	45659	77.30
. = Aged 12-17 or missing.....	13410	22.70

ADULT MENTAL HEALTH

NOTE: The following variable, KSSLR6YRED, is a score with values ranging from 0 to 24 indicating the level of psychological distress during the worst month of the past year, that was not the past 30 days. This variable is only defined for respondents who reported that there was a month in the past 12 months when he/she was more depressed, anxious, or emotionally stressed than during the past 30 days (DSTWORST=1). This score variable is based on a series of six questions asking respondents how frequently they experienced symptoms of psychological distress during their worst month in the past year (only if the worst month was not the past 30 days). These questions are from the K6 and include the following symptoms of distress: feeling nervous (DSTNRV12), feeling hopeless (DSTHOP12), feeling restless or fidgety (DSTRST12), feeling so sad or depressed that nothing could cheer them up (DSTCHR12), feeling that everything was an effort (DSTEFF12), and feeling down on themselves, no good, or worthless (DSTNGD12). For each of the six items listed above, responses of "all of the time" were coded 4, "most of the time" were coded 3, "some of the time" were coded 2, "a little of the time" were coded 1, and "none of the time" were coded 0. These assigned values were summed across the six items to calculate a total score for KSSLR6YRED. For respondents who indicated that they did not have a month in the past year worse than the past 30 days, KSSLR6YRED was set to missing. Specific details about this variable are provided in the Recoded Mental Health Appendix.

(DSTCHR12, DSTEFF12, DSTHOP12, DSTNGD12, DSTNRV12, DSTRST12, DSTWORST)
KSSLR6YRED Len : 2 K6 TOTAL SCORE IN PAST YEAR

	Freq	Pct
RANGE = 0 - 24	16001	27.09
. = Aged 12-17, missing, or DSTWORST in (2,85,94,97,98)	43068	72.91

NOTE: The following two variables, WHODASSCED and WHODASDAED, are score variables that indicate the level of impairment for respondents. These variables are based on data collected from a series of thirteen questions asking respondents how much difficulty they experienced in doing eight daily activities in the one month in the past year when they were at their worst emotionally. These questions, drawn from the World Health Organization Disability Assessment Schedule (WHODAS), comprise an abbreviated scale which is used to capture information on impairment (see the Recoded Mental Health Appendix for more information). Respondents who had indicated during the administration of any of the K6 items that they had experienced at least one of the K6 symptoms (defined in the note above variables KSSLR6MONED and KSSLR6YRED) at least "a little of the time" (i.e., KSSLR6MONED greater than 0 or KSSLR6YRED greater than 0) were asked about remembering to do things they needed to do (IMPPEMEM), concentrating on doing something important when other things were going on around them (IMPCONCN), going out of the house and getting around on their own (IMPGOUT, IMPGOUTM), dealing with people they did not know well (IMPPEOP, IMPPEOPM), participating in social activities (IMPSOC, IMPSOCM), taking care of household responsibilities (IMPHHLD, IMPHHLDM), taking care of daily responsibilities at work or school (IMPRES, IMPRESM), and getting daily work done as quickly as needed (IMPWORK, IMPRESM). Respondents who reported that they did not engage in an activity were asked a follow-up question to determine if they did not do so because of emotions, nerves, or mental health.

For the WHODAS total score, WHODASSCED, a value of 3 was assigned for each of the daily activities that a respondent indicated having "severe" difficulty performing, or if the respondent indicated not performing the activity due to problems with emotions, nerves, or mental health. A value of 2 was assigned for each of the daily activities that a respondent indicated having "moderate" difficulty performing, and a value of 1 was assigned for "mild" difficulty. For activities that had a follow-up question, a response of "yes" was assigned a value of 3 as having "severe difficulty." A value of 0 was assigned for all other non-missing responses for each activity. These assigned values were summed to calculate a total score for WHODASSCED which ranges from 0 to 24. WHODASSCED was set equal to 0 for respondents with KSSLR6MAX=0.

For the alternative WHODAS total score, WHODASDAED, a value of 1 was assigned for each of the daily activities that a respondent indicated having "moderate" or "severe" difficulty performing, or if the respondent indicated not performing the activity due to problems with emotions, nerves, or mental health. For activities that had a follow-up question, a response of "yes" was assigned a value of 1 as having "moderate or severe difficulty." A value of 0 was assigned for all other non-missing responses for each activity. These assigned values were summed to calculate a total score for WHODASDAED which ranges from 0 to 8. WHODASDAED was set equal to 0 for respondents with KSSLR6MAX=0.

Specific details about these variables are provided in the Recoded Mental Health Appendix.

(IMPCONCN, IMPGOUT, IMPGOUTM, IMPHHL, IMPHHLDM, IMPPEOP, IMPPEOPM, IMPPEMEM, IMPRES, IMPRESM, IMPSOC, IMPSOCM, IMPWORK, KSSLR6MAX)

WHODASSCED Len : 2 WHODAS TOTAL SCORE

	Freq	Pct
RANGE = 0 - 24	45779	77.50
. = Aged 12-17 or missing	13290	22.50

(IMPCONCN, IMPGOUT, IMPGOUTM, IMPHHL, IMPHHLDM, IMPPEOP, IMPPEOPM, IMPPEMEM, IMPRES, IMPRESM, IMPSOC, IMPSOCM, IMPWORK, KSSLR6MAX)

WHODASDAED Len : 2 ALTERNATIVE WHODAS SCORE

	Freq	Pct
RANGE = 0 - 8	45779	77.50
. = Aged 12-17 or missing	13290	22.50

IMPUTED ADULT MENTAL HEALTH

IMPUTED ADULT MENTAL HEALTH

(DSTNRV30)
IRDSTNRV30

Len : 2 HOW OFTEN FELT NERVOUS PAST 30 DAYS - IMP REV

	Freq	Pct
1 = All of the time.....	1820	3.08
2 = Most of the time.....	3571	6.05
3 = Some of the time.....	11529	19.52
4 = A little of the time.....	14781	25.02
5 = None of the time.....	15399	26.07
99 = LEGITIMATE SKIP.....	11969	20.26

(DSTNRV30)
IRDSTNRV30

Len : 1 HOW OFTEN FELT NERVOUS PAST 30 DAYS - IMP IND

	Freq	Pct
1 = Questionnaire data.....	45908	77.72
3 = Statistically imputed data.....	1192	2.02
9 = LEGITIMATE SKIP.....	11969	20.26

(DSTHOP30)
IRDSTHOP30

Len : 2 HOW OFTEN FELT HOPELESS PAST 30 DAYS - IMP REV

	Freq	Pct
1 = All of the time.....	1074	1.82
2 = Most of the time.....	1822	3.08
3 = Some of the time.....	5557	9.41
4 = A little of the time.....	9473	16.04
5 = None of the time.....	29174	49.39
99 = LEGITIMATE SKIP.....	11969	20.26

(DSTHOP30)
IRDSTHOP30

Len : 1 HOW OFTEN FELT HOPELESS PAST 30 DAYS - IMP IND

	Freq	Pct
1 = Questionnaire data.....	45908	77.72
3 = Statistically imputed data.....	1192	2.02
9 = LEGITIMATE SKIP.....	11969	20.26

(DSTRST30)
IRDSTRST30

Len : 2 HOW OFTEN FELT RESTLESS/FIDGETY PAST 30 DAYS - IMP REV

	Freq	Pct
1 = All of the time.....	1769	2.99
2 = Most of the time.....	3228	5.46
3 = Some of the time.....	8489	14.37
4 = A little of the time.....	12129	20.53
5 = None of the time.....	21485	36.37
99 = LEGITIMATE SKIP.....	11969	20.26

(DSTRST30)
IRDSTRST30

Len : 1 HOW OFTEN FELT RESTLESS/FIDGETY PAST 30 DAYS - IMP IND

	Freq	Pct
1 = Questionnaire data.....	45902	77.71
3 = Statistically imputed data.....	1198	2.03
9 = LEGITIMATE SKIP.....	11969	20.26

(DSTCHR30)
IRDSTCHR30

Len : 2 HOW OFTEN FELT COULDN'T BE CHEERED UP PST 30 DYS - IMP REV

	Freq	Pct
1 = All of the time.....	981	1.66
2 = Most of the time.....	1911	3.24
3 = Some of the time.....	5447	9.22
4 = A little of the time.....	9502	16.09
5 = None of the time.....	29259	49.53
99 = LEGITIMATE SKIP.....	11969	20.26

IMPUTED ADULT MENTAL HEALTH

(DSTCHR30)
IIDSTCHR30

Len : 1 HOW OFTEN FELT COULDN'T BE CHEERED UP PST 30 DYS - IMP IND

	Freq	Pct
1 = Questionnaire data	45913	77.73
3 = Statistically imputed data.....	1187	2.01
9 = LEGITIMATE SKIP.....	11969	20.26

(DSTEFF30)
IRDSTEFF30

Len : 2 HOW OFTEN FELT EVERYTHING EFFORT PAST 30 DAYS - IMP REV

	Freq	Pct
1 = All of the time.....	2410	4.08
2 = Most of the time.....	3824	6.47
3 = Some of the time.....	7845	13.28
4 = A little of the time.....	11914	20.17
5 = None of the time.....	21107	35.73
99 = LEGITIMATE SKIP.....	11969	20.26

(DSTEFF30)
IIDSTEFF30

Len : 1 HOW OFTEN FELT EVERYTHING EFFORT PAST 30 DAYS - IMP IND

	Freq	Pct
1 = Questionnaire data	45821	77.57
3 = Statistically imputed data.....	1279	2.17
9 = LEGITIMATE SKIP.....	11969	20.26

(DSTNGD30)
IRDSTNGD30

Len : 2 HOW OFTEN FELT DOWN/WTHLSS/NO GOOD PAST 30 DAYS - IMP REV

	Freq	Pct
1 = All of the time.....	1380	2.34
2 = Most of the time.....	2358	3.99
3 = Some of the time.....	5713	9.67
4 = A little of the time.....	9479	16.05
5 = None of the time.....	28170	47.69
99 = LEGITIMATE SKIP.....	11969	20.26

(DSTNGD30)
IIDSTNGD30

Len : 1 HOW OFTEN FELT DOWN/WTHLSS/NO GOOD PAST 30 DAYS - IMP IND

	Freq	Pct
1 = Questionnaire data	45893	77.69
3 = Statistically imputed data.....	1207	2.04
9 = LEGITIMATE SKIP.....	11969	20.26

(DSTWORST)
IRDSTWORST

Len : 2 MONTH IN PAST 12 MOS FELT WORSE THAN PAST 30 DAYS - IMP REV

	Freq	Pct
1 = Yes.....	16507	27.95
2 = No.....	30593	51.79
99 = LEGITIMATE SKIP.....	11969	20.26

(DSTWORST)
IIDSTWORST

Len : 1 MONTH IN PAST 12 MOS FELT WORSE THAN PAST 30 DAYS - IMP IND

	Freq	Pct
1 = Questionnaire data	45834	77.59
3 = Statistically imputed data.....	1266	2.14
9 = LEGITIMATE SKIP.....	11969	20.26

(DSTNRV12)
IRDSTNRV12

Len : 2 HOW OFTEN FELT NERVOUS WRST MONTH - IMP REV

	Freq	Pct
1 = All of the time.....	2739	4.64
2 = Most of the time.....	4732	8.01
3 = Some of the time.....	5333	9.03
4 = A little of the time.....	2947	4.99
5 = None of the time.....	756	1.28
99 = LEGITIMATE SKIP.....	42562	72.05

IMPUTED ADULT MENTAL HEALTH

(DSTNRV12)
IIDSTNRV12

Len : 1 HOW OFTEN FELT NERVOUS WRST MONTH - IMP IND

	Freq	Pct
1 = Questionnaire data	16058	27.19
3 = Statistically imputed data.....	449	0.76
9 = LEGITIMATE SKIP.....	42562	72.05

(DSTHOP12)
IIDSTHOP12

Len : 2 HOW OFTEN FELT HOPELESS WRST MONTH - IMP REV

	Freq	Pct
1 = All of the time.....	2305	3.90
2 = Most of the time.....	3401	5.76
3 = Some of the time.....	4329	7.33
4 = A little of the time.....	3343	5.66
5 = None of the time.....	3129	5.30
99 = LEGITIMATE SKIP.....	42562	72.05

(DSTHOP12)
IIDSTHOP12

Len : 1 HOW OFTEN FELT HOPELESS WRST MONTH - IMP IND

	Freq	Pct
1 = Questionnaire data	16053	27.18
3 = Statistically imputed data.....	454	0.77
9 = LEGITIMATE SKIP.....	42562	72.05

(DSTRST12)
IRDSTRST12

Len : 2 HOW OFTEN FELT RESTLESS/FIDGETY WRST MONTH - IMP REV

	Freq	Pct
1 = All of the time.....	2186	3.70
2 = Most of the time.....	3289	5.57
3 = Some of the time.....	4635	7.85
4 = A little of the time.....	3889	6.58
5 = None of the time.....	2508	4.25
99 = LEGITIMATE SKIP.....	42562	72.05

(DSTRST12)
IIDSTRST12

Len : 1 HOW OFTEN FELT RESTLESS/FIDGETY WRST MONTH - IMP IND

	Freq	Pct
1 = Questionnaire data	16048	27.17
3 = Statistically imputed data.....	459	0.78
9 = LEGITIMATE SKIP.....	42562	72.05

(DSTCHR12)
IRDSTCHR12

Len : 2 HOW OFTEN FELT COULDN'T BE CHEERED UP WRST MONTH - IMP REV

	Freq	Pct
1 = All of the time.....	2256	3.82
2 = Most of the time.....	3423	5.79
3 = Some of the time.....	4112	6.96
4 = A little of the time.....	3581	6.06
5 = None of the time.....	3135	5.31
99 = LEGITIMATE SKIP.....	42562	72.05

(DSTCHR12)
IIDSTCHR12

Len : 1 HOW OFTEN FELT COULDN'T BE CHEERED UP WRST MONTH - IMP IND

	Freq	Pct
1 = Questionnaire data	16055	27.18
3 = Statistically imputed data.....	452	0.77
9 = LEGITIMATE SKIP.....	42562	72.05

IMPUTED ADULT MENTAL HEALTH

(DSTEFF12)
IRDSTEFF12

Len : 2 HOW OFTEN FELT EVERYTHING EFFORT WRST MONTH - IMP REV

	Freq	Pct
1 = All of the time.....	3282	5.56
2 = Most of the time.....	3950	6.69
3 = Some of the time.....	3987	6.75
4 = A little of the time.....	3363	5.69
5 = None of the time.....	1925	3.26
99 = LEGITIMATE SKIP.....	42562	72.05

(DSTEFF12)
IIDSTEFF12

Len : 1 HOW OFTEN FELT EVERYTHING EFFORT WRST MONTH - IMP IND

	Freq	Pct
1 = Questionnaire data.....	16040	27.15
3 = Statistically imputed data.....	467	0.79
9 = LEGITIMATE SKIP.....	42562	72.05

(DSTNGD12)
IIDSTNGD12

Len : 2 HOW OFTEN FELT DOWN/WTHLSS/NO GOOD WRST MONTH - IMP REV

	Freq	Pct
1 = All of the time.....	2491	4.22
2 = Most of the time.....	3233	5.47
3 = Some of the time.....	3799	6.43
4 = A little of the time.....	3322	5.62
5 = None of the time.....	3662	6.20
99 = LEGITIMATE SKIP.....	42562	72.05

(DSTNGD12)
IIDSTNGD12

Len : 1 HOW OFTEN FELT DOWN/WTHLSS/NO GOOD WRST MONTH - IMP IND

	Freq	Pct
1 = Questionnaire data.....	16046	27.16
3 = Statistically imputed data.....	461	0.78
9 = LEGITIMATE SKIP.....	42562	72.05

(IMPREMEM)
IIRIMPREMEM

Len : 2 DIFFICULTY REMEMBERING ONE MO IN PST 12 MOS - IMP REV

	Freq	Pct
1 = No difficulty.....	16731	28.32
2 = Mild difficulty.....	12466	21.10
3 = Moderate difficulty.....	5849	9.90
4 = Severe difficulty.....	2036	3.45
99 = LEGITIMATE SKIP.....	21987	37.22

(IMPREMEM)
IIRIMPREMEM

Len : 1 DIFFICULTY REMEMBERING ONE MO IN PST 12 MOS - IMP IND

	Freq	Pct
1 = Questionnaire data.....	35968	60.89
3 = Statistically imputed data.....	1114	1.89
9 = LEGITIMATE SKIP.....	21987	37.22

(IMPCONCN)
IIRIMPONCN

Len : 2 DIFFICULTY CONCENTRATING ONE MO IN PST 12 MOS - IMP REV

	Freq	Pct
1 = No difficulty.....	14525	24.59
2 = Mild difficulty.....	12797	21.66
3 = Moderate difficulty.....	6918	11.71
4 = Severe difficulty.....	2842	4.81
99 = LEGITIMATE SKIP.....	21987	37.22

(IMPCONCN)
IIRIMPONCN

Len : 1 DIFFICULTY CONCENTRATING ONE MO IN PST 12 MOS - IMP IND

	Freq	Pct
1 = Questionnaire data.....	35973	60.90
3 = Statistically imputed data.....	1109	1.88
9 = LEGITIMATE SKIP.....	21987	37.22

IMPUTED ADULT MENTAL HEALTH

(*IMPGOUT*)
IIRIMPGOUT

Len : 2 DIFFICULTY GOING OUT ONE MO IN PST 12 MOS - IMP REV

	Freq	Pct
1 = No difficulty	21848	36.99
2 = Mild difficulty.....	7182	12.16
3 = Moderate difficulty	4623	7.83
4 = Severe difficulty.....	2105	3.56
5 = You didn't leave the house on your own	1324	2.24
99 = LEGITIMATE SKIP.....	21987	37.22

(*IMPGOUT*)
IIRIMPGOUT

Len : 1 DIFFICULTY GOING OUT ONE MO IN PST 12 MOS - IMP IND

	Freq	Pct
1 = Questionnaire data	35979	60.91
3 = Statistically imputed data.....	1103	1.87
9 = LEGITIMATE SKIP.....	21987	37.22

(*IMPGOUTM*)
IIRIMPGOUTM

Len : 2 EMOTIONAL PROBLEMS KEEP YOU FROM LEAVING HOUSE - IMP REV

	Freq	Pct
1 = Yes.....	908	1.54
2 = No.....	416	0.70
99 = LEGITIMATE SKIP.....	57745	97.76

(*IMPGOUTM*)
IIRIMPGOUTM

Len : 1 EMOTIONAL PROBLEMS KEEP YOU FROM LEAVING HOUSE - IMP IND

	Freq	Pct
1 = Questionnaire data	35969	60.89
3 = Statistically imputed data.....	1113	1.88
9 = LEGITIMATE SKIP.....	21987	37.22

(*IMPPEOP*)
IIRIMPPEOP

Len : 2 DIFFICULTY DEALING W STRNGERS ONE MO IN PST 12 MOS - IMP REV

	Freq	Pct
1 = No difficulty	18555	31.41
2 = Mild difficulty.....	9045	15.31
3 = Moderate difficulty	5301	8.97
4 = Severe difficulty.....	2596	4.39
5 = You didn't deal with people you did not know well.....	1585	2.68
99 = LEGITIMATE SKIP.....	21987	37.22

(*IMPPEOP*)
IIRIMPPEOP

Len : 1 DIFFICULTY DEALING W STRNGERS ONE MO IN PST 12 MOS - IMP IND

	Freq	Pct
1 = Questionnaire data	35972	60.90
3 = Statistically imputed data.....	1110	1.88
9 = LEGITIMATE SKIP.....	21987	37.22

(*IMPPEOPM*)
IIRIMPPEOPM

Len : 2 EMOTIONAL PROBLEMS KEEP YOU FROM DEALING W STRNGRS - IMP REV

	Freq	Pct
1 = Yes.....	780	1.32
2 = No.....	805	1.36
99 = LEGITIMATE SKIP.....	57484	97.32

(*IMPPEOPM*)
IIRIMPPEOPM

Len : 1 EMOTIONAL PRBLMS KEEP YOU FROM DEALING W STRNGRS - IMP IND

	Freq	Pct
1 = Questionnaire data	35965	60.89
3 = Statistically imputed data.....	1117	1.89
9 = LEGITIMATE SKIP.....	21987	37.22

IMPUTED ADULT MENTAL HEALTH

(IMPSOC)
IRIMPSOC

Len : 2 DIFFICULTY PART IN SOCIAL ACT ONE MO IN PST 12 MOS - IMP REV

	Freq	Pct
1 = No difficulty	17438	29.52
2 = Mild difficulty.....	8579	14.52
3 = Moderate difficulty	5501	9.31
4 = Severe difficulty.....	2952	5.00
5 = You didn't participate in social activities	2612	4.42
99 = LEGITIMATE SKIP.....	21987	37.22

(IMPSOC)
IIIMPSOC

Len : 1 DIFFICULTY PART IN SOCIAL ACT ONE MO IN PST 12 MOS - IMP IND

	Freq	Pct
1 = Questionnaire data	35972	60.90
3 = Statistically imputed data.....	1110	1.88
9 = LEGITIMATE SKIP.....	21987	37.22

(IMPSOCM)
IRIMPSOCM

Len : 2 EMOTIONAL PROBLEMS KEEP YOU FROM SOCIAL ACT - IMP REV

	Freq	Pct
1 = Yes.....	1465	2.48
2 = No.....	1147	1.94
99 = LEGITIMATE SKIP.....	56457	95.58

(IMPSOCM)
IIIMPSOCM

Len : 1 EMOTIONAL PROBLEMS KEEP YOU FROM SOCIAL ACT - IMP IND

	Freq	Pct
1 = Questionnaire data	35962	60.88
3 = Statistically imputed data.....	1120	1.90
9 = LEGITIMATE SKIP.....	21987	37.22

(IMPHLLD)
IRIMPHLLD

Len : 2 DIFFICULTY HHL D RESPNS ONE MO IN PST 12 MOS - IMP REV

	Freq	Pct
1 = No difficulty	17627	29.84
2 = Mild difficulty.....	9488	16.06
3 = Moderate difficulty	5967	10.10
4 = Severe difficulty.....	3325	5.63
5 = You didn't take care of household responsibilities	675	1.14
99 = LEGITIMATE SKIP.....	21987	37.22

(IMPHLLD)
IIIMPHLLD

Len : 1 DIFFICULTY HHL D RESPNS ONE MO IN PST 12 MOS - IMP IND

	Freq	Pct
1 = Questionnaire data	35986	60.92
3 = Statistically imputed data.....	1096	1.86
9 = LEGITIMATE SKIP.....	21987	37.22

(IMPHLLDM)
IRIMPHLLDM

Len : 2 EMOTIONAL PROBLEMS KEEP YOU FROM HHL D RESP - IMP REV

	Freq	Pct
1 = Yes.....	491	0.83
2 = No.....	184	0.31
99 = LEGITIMATE SKIP.....	58394	98.86

(IMPHLLDM)
IIIMPHLLDM

Len : 1 EMOTIONAL PROBLEMS KEEP YOU FROM HHL D RESP - IMP IND

	Freq	Pct
1 = Questionnaire data	35982	60.92
3 = Statistically imputed data.....	1100	1.86
9 = LEGITIMATE SKIP.....	21987	37.22

IMPUTED ADULT MENTAL HEALTH

(IMPRES P)
IRIMPRES P

Len : 2 DIFFICULTY WORK RESPONDS ONE MO IN PST 12 MOS - IMP REV

	Freq	Pct
1 = No difficulty	18525	31.36
2 = Mild difficulty.....	8840	14.97
3 = Moderate difficulty	4955	8.39
4 = Severe difficulty.....	2255	3.82
5 = You didn't work or go to school.....	2507	4.24
99 = LEGITIMATE SKIP.....	21987	37.22

(IMPRES P)
IIMPRES P

Len : 1 DIFFICULTY WORK RESPONDS ONE MO IN PST 12 MOS - IMP IND

	Freq	Pct
1 = Questionnaire data	35948	60.86
3 = Statistically imputed data.....	1134	1.92
9 = LEGITIMATE SKIP.....	21987	37.22

(IMPRES PM)
IRIMPRES PM

Len : 2 EMOTIONAL PROBLEMS KEEP YOU FROM WORK OR SCHOOL - IMP REV

	Freq	Pct
1 = Yes.....	578	0.98
2 = No.....	1929	3.27
99 = LEGITIMATE SKIP.....	56562	95.76

(IMPRES PM)
IIMPRES PM

Len : 1 EMOTIONAL PROBLEMS KEEP YOU FROM WORK OR SCHOOL - IMP IND

	Freq	Pct
1 = Questionnaire data	35937	60.84
3 = Statistically imputed data.....	1145	1.94
9 = LEGITIMATE SKIP.....	21987	37.22

(IMPWORK)
IRIMPWORK

Len : 2 DIFFICULTY DOING DAILY WORK ONE MO IN PST 12 MOS - IMP REV

	Freq	Pct
1 = No difficulty	16597	28.10
2 = Mild difficulty.....	10672	18.07
3 = Moderate difficulty	5154	8.73
4 = Severe difficulty.....	2152	3.64
99 = LEGITIMATE SKIP.....	24494	41.47

(IMPWORK)
IIMPWORK

Len : 1 DIFFICULTY DOING DAILY WORK ONE MO IN PST 12 MOS - IMP IND

	Freq	Pct
1 = Questionnaire data	35967	60.89
3 = Statistically imputed data.....	1115	1.89
9 = LEGITIMATE SKIP.....	21987	37.22

(SUICTHNK)
IRSUICTHNK

Len : 1 ADULT SERIOUSLY THOUGHT ABOUT KILLING SELF PST YR - IMP REV

	Freq	Pct
. = Aged 12-17.....	11969	20.26
0 = No.....	43622	73.85
1 = Yes.....	3478	5.89

(SUICTHNK)
IIRSUICTHNK

Len : 1 ADULT SERIOUSLY THOUGHT ABOUT KILLING SELF PST YR - IMP IND

	Freq	Pct
1 = Questionnaire data	45784	77.51
3 = Statistically imputed data.....	1316	2.23
9 = LEGITIMATE SKIP.....	11969	20.26

IMPUTED ADULT MENTAL HEALTH

(COSUITHNK)
IRCOSUITHNK

Len : 1 ADULT THOUGHT OF KILLING SELF DUE TO COVID-19 PY - IMP REV		
. = Aged 12-17	Freq	Pct
0 = No.....	11969	20.26
1 = Yes.....	3005	5.09
9 = LEGITIMATE SKIP.....	473	0.80
	43622	73.85

(COSUITHNK)
IICOSUITHNK

Len : 1 ADULT THOUGHT OF KILLING SELF DUE TO COVID-19 PY - IMP IND		
1 = Questionnaire data	Freq	Pct
3 = Statistically imputed data.....	3344	5.66
9 = LEGITIMATE SKIP.....	1335	2.26
	54390	92.08

(SUIPLANYR)
IRSUIPLANYR

Len : 1 ADULT MADE PLANS TO KILL SELF IN PST YR - IMP REV		
. = Aged 12-17	Freq	Pct
0 = No.....	11969	20.26
1 = Yes.....	45927	77.75
	1173	1.99

(SUIPLANYR)
IISUIPLANYR

Len : 1 ADULT MADE PLANS TO KILL SELF IN PST YR - IMP IND		
1 = Questionnaire data	Freq	Pct
3 = Statistically imputed data.....	45838	77.60
9 = LEGITIMATE SKIP.....	1262	2.14
	11969	20.26

(COSUIPLNYR)
IRCOSUIPLNYR

Len : 1 ADULT MADE PLANS TO KILL SELF DUE TO COVID-19 PY - IMP REV		
. = Aged 12-17	Freq	Pct
0 = No.....	11969	20.26
1 = Yes.....	1037	1.76
9 = LEGITIMATE SKIP.....	136	0.23
	45927	77.75

(COSUIPLNYR)
IICOSUIPLNYR

Len : 1 ADULT MADE PLANS TO SELF DUE TO COVID-19 PY - IMP IND		
1 = Questionnaire data	Freq	Pct
3 = Statistically imputed data.....	1120	1.90
9 = LEGITIMATE SKIP.....	1265	2.14
	56684	95.96

IRSUITRYR

Len : 1 ADULT ATTEMPTED TO KILL SELF IN PST YR - IMP REV		
. = Aged 12-17	Freq	Pct
0 = No.....	11969	20.26
1 = Yes.....	46609	78.91
	491	0.83

IISUITRYR

Len : 1 ADULT ATTEMPTED TO KILL SELF IN PST YR - IMP IND		
1 = Questionnaire data	Freq	Pct
3 = Statistically imputed data.....	45857	77.63
9 = LEGITIMATE SKIP.....	1243	2.10
	11969	20.26

IRCOSUITRYR

Len : 1 ADULT ATTEMPTED TO KILL SELF DUE TO COVID-19 PY - IMP REV		
. = Aged 12-17	Freq	Pct
0 = No.....	11969	20.26
1 = Yes.....	421	0.71
9 = LEGITIMATE SKIP.....	70	0.12
	46609	78.91

IMPUTED ADULT MENTAL HEALTH

[HCOSUITRYR](#)

Len : 1 ADULT ATTEMPTED TO KILL SELF DUE TO COVID-19 PY - IMP IND

	Freq	Pct
1 = Questionnaire data	473	0.80
3 = Statistically imputed data.....	1244	2.11
9 = LEGITIMATE SKIP.....	57352	97.09

RECODED ADULT MENTAL HEALTH

RECODED ADULT MENTAL HEALTH

NOTE: The following variable, KSSLR6MON, is a score with values ranging from 0 to 24 indicating the level of psychological distress over the past 30 days (past month). This variable is based on imputed data collected from a series of six questions known as the K6, asking adult respondents how frequently they experienced symptoms of psychological distress during the past 30 days. These questions include the following symptoms of distress: feeling nervous (IRDSTNRV30), feeling hopeless (IRDSTHOP30), feeling restless or fidgety (IRDSTRST30), feeling so sad or depressed that nothing could cheer you up (IRDSTCHR30), feeling that everything was an effort (IRDSTEFF30), and feeling down on yourself, no good, or worthless (IRDSTNGD30). For each of the six items listed above, responses of "all of the time" were coded 4, "most of the time" were coded 3, "some of the time" were coded 2, "a little of the time" were coded 1, and "none of the time" were coded 0. These assigned values were summed across the six items to calculate a total score for KSSLR6MON. Specific details about this variable are provided in the Recoded Mental Health Appendix.

(IRDSTCHR30, IRDSTEFF30, IRDSTHOP30, IRDSTNGD30, IRDSTNRV30, IRDSTRST30)
KSSLR6MON Len : 2 RC-K6 TOTAL SCORE IN PAST MONTH

	Freq	Pct
RANGE = 0 - 24	47100	79.74
. = Aged 12-17	11969	20.26

(KSSLR6MON)
SPDPSTMON

Len : 1 RC-PAST MONTH SERIOUS PSYCHOLOGICAL DISTRESS INDICATOR

	Freq	Pct
. = Aged 12-17	11969	20.26
0 = No (KSSLR6MON<13)	41995	71.09
1 = Yes (KSSLR6MON>=13)	5105	8.64

NOTE: The following variable, KSSLR6YR, is a score with values ranging from 0 to 24 indicating the level of psychological distress during the worst month of the past year, that was not the past 30 days. This variable is only defined for respondents who reported that there was a month in the past 12 months when he/she was more depressed, anxious, or emotionally stressed than during the past 30 days (IRDSTWORST=1). This score variable is based on imputation-revised values for a series of six questions asking respondents how frequently they experienced symptoms of psychological distress during their worst month in the past year (only if the worst month was not the past 30 days). These questions are from the K6 and include the following symptoms of distress: feeling nervous (IRDSTNRV12), feeling hopeless (IRDSTHOP12), feeling restless or fidgety (IRDSTRST12), feeling so sad or depressed that nothing could cheer them up (IRDSTCHR12), feeling that everything was an effort (IRDSTEFF12), and feeling down on themselves, no good, or worthless (IRDSTNGD12). For each of the six items listed above, responses of "all of the time" were coded 4, "most of the time" were coded 3, "some of the time" were coded 2, "a little of the time" were coded 1, and "none of the time" were coded 0. These assigned values were summed across the six items to calculate a total score for KSSLR6YR. For respondents who indicated that they did not have a month in the past year worse than the past 30 days, KSSLR6YR was set to missing. Specific details about this variable are provided in the Recoded Mental Health Appendix.

(IRDSTCHR12, IRDSTEFF12, IRDSTHOP12, IRDSTNGD12, IRDSTNRV12, IRDSTRST12, IRDSTWORST)
KSSLR6YR Len : 2 RC-K6 TOTAL SCORE IN PAST YEAR

	Freq	Pct
RANGE = 0 - 24	16507	27.95
. = Aged 12-17 or IRDSTWORST=2	42562	72.05

NOTE: The following variable, KSSLR6MAX, is defined to be the higher K6 score between the past month K6 total score (KSSLR6MON) variable, and the K6 total score in the worst month of the past year if the worst month was not the past 30 days (KSSLR6YR) variable.

(KSSLR6MON, KSSLR6YR)
KSSLR6MAX

Len : 2 RC-WORST K6 TOTAL SCORE IN PAST YEAR

	Freq	Pct
RANGE = 0 - 24	47100	79.74
. = Aged 12-17	11969	20.26

(KSSLR6MAX)
SPDPSTYR

Len : 1 RC-PAST YEAR SERIOUS PSYCHOLOGICAL DISTRESS INDICATOR

	Freq	Pct
. = Aged 12-17	11969	20.26
0 = No (KSSLR6MAX<13)	37773	63.95
1 = Yes (KSSLR6MAX>=13)	9327	15.79

RECODED ADULT MENTAL HEALTH

NOTE: The following variable, AKSSLR6WRST, is an alternative version of the original worst K6 total score in the past year (KSSLR6MAX) with values ranging from 0 to 17 rather than 0 to 24. This alternative total score was calculated by assigning a value of 0 when KSSLR6MAX had a value from 0 to 7 and assigning a value of 1 to 17 when KSSLR6MAX had a corresponding value from 8 to 24. This alternative version was used in the regression model to determine SMI because SMI prevalence was typically extremely low for respondents with worst K6 total scores less than 8. Specific details about this variable are provided in the Recoded Mental Health Appendix.

(KSSLR6MAX)

AKSSLR6WRST Len : 2 RC-ALTERNATIVE WORST K6 TOTAL SCORE

	Freq	Pct
RANGE = 0 - 17	47100	79.74
. = Aged 12-17	11969	20.26

NOTE: The following two variables, WHODASTOTSC and WHODASDASC, are score variables that indicate the level of impairment for respondents. These variables are based on imputation-revised data collected from a series of thirteen questions asking respondents how much difficulty they experienced in doing eight daily activities in the one month in the past year when they were at their worst emotionally (defined in the note above variables WHODASSED and WHODASDAED).

For the original WHODAS total score, WHODASTOTSC, a value of 3 was assigned for each of the daily activities that a respondent indicated having "severe" difficulty performing, or if the respondent indicated not performing the activity due to problems with emotions, nerves, or mental health. A value of 2 was assigned for each of the daily activities that a respondent indicated having "moderate" difficulty performing, and a value of 1 was assigned for "mild" difficulty. For activities that had a follow-up question, a response of "yes" was assigned a value of 3 as having "severe difficulty." A value of 0 was assigned for all other responses (or imputed values) for each activity. These assigned values were summed to calculate a total score for WHODASTOTSC which ranges from 0 to 24. WHODASTOTSC was set equal to 0 for respondents with KSSLR6MAX=0.

For the alternative WHODAS total score, WHODASDASC, a value of 1 was assigned for each of the daily activities that a respondent indicated having "moderate" or "severe" difficulty performing, or if the respondent indicated not performing the activity due to problems with emotions, nerves, or mental health. For activities that had a follow-up question, a response of "yes" was assigned a value of a 1 as having "moderate or severe difficulty." A value of 0 was assigned for all other responses (or imputed values) for each activity. These assigned values were summed to calculate a total score for WHODASDASC which ranges from 0 to 8. WHODASDASC was set equal to 0 for respondents with KSSLR6MAX=0. The alternative version of the WHODAS total score (WHODASDASC) was used in the regression model to determine SMI.

Specific details about these variables are provided in the Recoded Mental Health Appendix.

(IRIMPCONCN, IRIMPGOUT, IRIMPGOUTM, IRIMPHHLD, IRIMPHHLDM, IRIMPPEOP, IRIMPPEOPM, IRIMPREMEM, IRIMPRES, IRIMPRESM, IRIMPSOC, IRIMPSOCM, IRIMPWOR, KSSLR6MAX)

WHODASTOTSC Len : 2 RC-WHODAS TOTAL SCORE

	Freq	Pct
RANGE = 0 - 24	47100	79.74
. = Aged 12-17	11969	20.26

(IRIMPCONCN, IRIMPGOUT, IRIMPGOUTM, IRIMPHHLD, IRIMPHHLDM, IRIMPPEOP, IRIMPPEOPM, IRIMPREMEM, IRIMPRES, IRIMPRESM, IRIMPSOC, IRIMPSOCM, IRIMPWOR, KSSLR6MAX)

WHODASDASC Len : 2 RC-ALTERNATIVE WHODAS SCORE

	Freq	Pct
RANGE = 0 - 8	47100	79.74
. = Aged 12-17	11969	20.26

NOTE: The following eight mental illness variables are based on the 2012 mental illness prediction model. Starting with the 2021 NSDUH, the inputs to the 2012 mental illness prediction model were statistically imputed. Specific details about these variables and the prediction models are provided in the Recoded Mental Health Appendix.

The following variable, SMIPPPY, is a predicted probability that a respondent has Serious Mental Illness (SMI) estimated using the 2012 logistic regression model. SMIPPPY was used to determine these levels of mental illness: Serious (SMI), Serious or Moderate (SMMI), and Any (AMI). The categories of Moderate (MMI) and Mild (LMI) were determined by subtraction.

(AKSSLR6WRST, IRAMDEYR, IRSUICHTNK, WHODASDASC)

SMIPPPY Len : 12 RC-IMP PREDICTED SERIOUS MENTAL ILLNESS PROB PY

	Freq	Pct
RANGE = 0.0025409721 - 0.9291205406	47100	79.74
. = Aged 12-17 (AGE3<4)	11969	20.26

RECODED ADULT MENTAL HEALTH

NOTE: The following six variables (SMIPY, AMIPY, SMMIPY, MMIPY, LMIPY, and LMMIPY) are not recommended to be used when analyzing variables for past year suicidal thoughts, past year MDE, K6, or the WHODAS, nor are they recommended to be used when analyzing other variables closely linked with these variables (including past year suicide attempts, suicide plans, medical treatment for suicide attempts, lifetime MDE, SPD, or components used in the K6 or WHODAS scales). Specific details about the creation and use of these variables can be found in the Recoded Mental Health Appendix.

The following variable, SMIPY, is a Serious Mental Illness (SMI) indicator for respondents based on the 2012 predicted probability of SMI (SMIPPPY). If SMIPPPY is greater than or equal to a specified cutoff point (0.260573529) then SMIPY=1, and if SMIPPPY is less than the cutoff point then SMIPY=0. Specific details about this variable can be found in the Recoded Mental Health Appendix.

(SMIPPPY)

SMIPY

Len : 1 RC-IMP SMI IND (1/0) BASED ON PREDICTED SMI PROB PY

	Freq	Pct
. = Aged 12-17 (AGE3<4)	11969	20.26
0 = No Past Year SMI (See comment above).....	43326	73.35
1 = Past Year SMI (See comment above)	3774	6.39

The following variable, AMIPY, is an indicator for Any Mental Illness (AMI) based on the 2012 predicted probability of SMI (SMIPPPY). If SMIPPPY is greater than or equal to a specified cutoff point (0.0192519810) then AMIPY=1, and if SMIPPPY is less than the cutoff point then AMIPY=0. AMI is defined as having Serious, Moderate, or Mild Mental Illness. Specific details about this variable can be found in the Recoded Mental Health Appendix.

(SMIPPPY)

AMIPY

Len : 1 RC-IMP AMI IND (1/0) BASED ON PREDICTED SMI PROB PY

	Freq	Pct
. = Aged 12-17 (AGE3<4)	11969	20.26
0 = No Past Yr Any Mental Illness (See comment above).....	33933	57.45
1 = Past Year Any Mental Illness (See comment above)	13167	22.29

The following variable, SMMIPY, is an indicator for Serious or Moderate Mental Illness (SMMI) based on the 2012 predicted probability of SMI (SMIPPPY). If SMIPPPY is greater than or equal to a specified cutoff point (0.077686285365) then SMMIPY=1, and if SMIPPPY is less than the cutoff point then SMMIPY=0. Specific details about this variable can be found in the Recoded Mental Health Appendix.

(SMIPPPY)

SMMIPY

Len : 1 RC-IMP SMMI IND (1/0) BASED ON PREDICTED SMI PROB PY

	Freq	Pct
. = Aged 12-17 (AGE3<4)	11969	20.26
0 = No Past Year SMMI (See comment above).....	39720	67.24
1 = Past Year SMMI (See comment above).....	7380	12.49

The following variable, MMIPY, is an indicator for Moderate Mental Illness (MMI). This indicator is derived from mental illness variables based on the 2012 model. Specific details about this variable can be found in the Recoded Mental Health Appendix.

(SMIPY, SMMIPY)

MMIPY

Len : 1 RC-IMP MOD MI IND (1/0) BASED ON PRED SMI PROB PY

	Freq	Pct
. = Aged 12-17 (AGE3<4)	11969	20.26
0 = No Past Year MMI (Otherwise).....	43494	73.63
1 = Past Year MMI (SMMIPY=1 and SMIPY=0).....	3606	6.10

The following variable, LMIPY, is an indicator for Mild (Low) Mental Illness (LMI). This indicator is derived from mental illness variables based on the 2012 model. Specific details about this variable can be found in the Recoded Mental Health Appendix.

(AMIPY, SMMIPY)

LMIPY

Len : 1 RC-IMP MILD MI IND (1/0) BASED ON PRED SMI PROB PY

	Freq	Pct
. = Aged 12-17 (AGE3<4)	11969	20.26
0 = No Past Year LMI (Otherwise).....	41313	69.94
1 = Past Year LMI (AMIPY=1 and SMMIPY=0).....	5787	9.80

RECODED ADULT MENTAL HEALTH

The following variable, LMMIPY, is an indicator for Mild (Low) Mental Illness (LMI) or Moderate Mental Illness (MMI). This indicator is derived from mental illness variables based on the 2012 model. Specific details about this variable are provided in the Recoded Mental Health Appendix. This mental illness variable is referred to as any mental illness (AMI) excluding serious mental illness (SMI).

(LMPY, MMIPY)

<u>LMMIPY</u>	Len : 1 RC-IMP LMMI IND (1/0) BASED ON PREDICTED SMI PROB PY		
		Freq	Pct
.	= Aged 12-17 (AGE3<4)	11969	20.26
0	= No Past Year LMMI (Otherwise)	37707	63.84
1	= Past Year LMMI (LMPY=1 or MMIPY=1)	9393	15.90

The following variable, MICATPY, is a categorical mental illness indicator. This indicator is derived from mental illness variables based on the 2012 model. MICATPY is not recommended to be used when analyzing variables for past year suicidal thoughts, past year MDE, K6, or the WHODAS, nor is it recommended to be used when analyzing other variables closely linked with these variables (including past year suicide attempts, suicide plans, medical treatment for suicide attempts, lifetime MDE, SPD, or components used in the K6 or WHODAS scales). Specific details about the creation and use of this variable can be found in the Recoded Mental Health Appendix.

(LMPY, MMIPY, SMIPY)

<u>MICATPY</u>	Len : 1 RC-IMP CATEGORICAL MI INDICATOR PY		
		Freq	Pct
.	= Aged 12-17 (AGE3<4)	11969	20.26
0	= No Past Year MI (SMIPY & LMPY & MMIPY=0).....	33933	57.45
1	= Past Year Mild Mental Illness (LMPY=1).....	5787	9.80
2	= Past Year Moderate Mental Illness (MMIPY=1)	3606	6.10
3	= Past Year Serious Mental Illness (SMIPY=1).....	3774	6.39

NOTE: SMISUD5ANY, AMISUD5ANY, and LMMISUD5ANY are recodes that combine mental illness measures based on the 2012 predicted probability of SMI (SMIPPPY) with substance use disorder (SUD) in the past year. Starting with the 2021 NSDUH, the inputs to the 2012 mental illness prediction model were statistically imputed. Specific information about the DSM-5 use disorder criteria used in these recoded variables can be found in the Nicotine Dependence and Substance Use Disorder Appendix.

(SMIPY, UD5ILALANY)

<u>SMISUD5ANY</u>	Len : 1 RC-IMP SMI AND SUB USE DISORDER - PAST YEAR-DSM-5 - ANY		
		Freq	Pct
.	= Aged 12-17 (SMIPY=.)	11969	20.26
1	= Yes (SMIPY=1 and UD5ILALANY=1)	1851	3.13
2	= No (SMIPY=0 or UD5ILALANY=0).....	45249	76.60

(AMIPY, UD5ILALANY)

<u>AMISUD5ANY</u>	Len : 1 RC-IMP AMI AND SUB USE DISORDER - PAST YEAR-DSM-5 - ANY		
		Freq	Pct
.	= Aged 12-17 (AMIPY=.).....	11969	20.26
1	= Yes (AMIPY=1 and UD5ILALANY=1)	4963	8.40
2	= No (AMIPY=0 or UD5ILALANY =0).....	42137	71.34

(LMMIPY, UD5ILALANY)

<u>LMMISUD5ANY</u>	Len : 1 RC-IMP LMMI AND SUB USE DISORDER - PAST YEAR-DSM-5 - ANY		
		Freq	Pct
.	= Aged 12-17 (LMMIPY=.).....	11969	20.26
0	= No (LMMIPY=0 or UD5ILALANY =0).....	43988	74.47
1	= Yes (LMMIPY=1 and UD5ILALANY =1)	3112	5.27

NOTE: The following four variables are recodes that combine mental illness measures based on the 2012 revised predicted probability of SMI (SMIPPPY) with substance use disorder (SUD) in the past year. SMIRSUD5ANY, SMISUD5ANYO, AMIRSUD5ANY, and AMISUD5ANYO were created using the DSM-5 based SUD estimates. Specific information about the DSM-5 use disorder criteria used in these recoded variables can be found in the Nicotine Dependence and Substance Use Disorder Appendix. These recodes replace variables SMIRSUD5, SMISUD5ONL, AMIRSUD5, and AMISUD5ONL, and were used starting with the 2021 NSDUH National Report appendix tables.

(SMIPY, UD5ILALANY)

<u>SMIRSUD5ANY</u>	Len : 1 RC-IMP SMI OR SUB USE DISORDER - PAST YEAR-DSM-5 - ANY		
		Freq	Pct
.	= Aged 12-17 (SMIPY=.)	11969	20.26
1	= Yes (SMIPY=1 or UD5ILALANY=1)	11792	19.96
2	= No (SMIPY=0 and UD5ILALANY=0)	35308	59.77

RECODED ADULT MENTAL HEALTH

(SMIPY, UD5ILALANY)

SMISUD5ANYO Len : 1 RC-ONLY IMP SMI, ONLY SUD, BOTH, OR NEITHER - PY-DSM-5-ANY

	Freq	Pct
. = Aged 12-17 (SMIPY=.)	11969	20.26
1 = SUD only, no SMI (SMIPY=0 and UD5ILALANY=1).....	8018	13.57
2 = SMI only, no SUD (SMIPY=1 and UD5ILALANY=0).....	1923	3.26
3 = SUD and SMI (SMIPY=1 and UD5ILALANY=1).....	1851	3.13
4 = Neither SUD or SMI (SMIPY=0 and UD5ILALANY=0)	35308	59.77

(AMIPY, UD5ILALANY)

AMIRSUD5ANY Len : 1 RC-IMP AMI OR SUB USE DISORDER - PAST YEAR-DSM-5 - ANY

	Freq	Pct
. = Aged 12-17 (AMIPY=.).....	11969	20.26
1 = Yes (AMIPY=1 or UD5ILALANY=1).....	18073	30.60
2 = No (AMIPY=0 and UD5ILALANY=0).....	29027	49.14

(AMIPY, UD5ILALANY)

AMISUD5ANYO Len : 1 RC-ONLY IMP AMI, ONLY SUD, BOTH, OR NEITHER - PY-DSM-5-ANY

	Freq	Pct
. = Aged 12-17 (AMIPY=.).....	11969	20.26
1 = SUD only, no AMI (AMIPY=0 and UD5ILALANY=1)	4906	8.31
2 = AMI only, no SUD (AMIPY=1 and UD5ILALANY=0)	8204	13.89
3 = SUD and AMI (AMIPY=1 and UD5ILALANY=1)	4963	8.40
4 = Neither SUD or AMI (AMIPY=0 and UD5ILALANY=0).....	29027	49.14

(IRSUICTHNK, IRSUIPLANYR, IRSUITRYR)

ADSUITPAYR Len : 1 RC-ADULT THOUGHT ABOUT, PLANNED, OR ATTEMPTED SUICIDE - PY

	Freq	Pct
. = Aged 12-17 (Otherwise)	11969	20.26
1 = One or More (IRSUICTHNK=1 or IRSUIPLANYR=1 or IRSUITRYR=1).....	3566	6.04
2 = None (IRSUICTHNK=0 and IRSUIPLANYR=0 and IRSUITRYR=0).....	43534	73.70

(IRSUICTHNK, IRSUIPLANYR, IRSUITRYR)

ADSUITPACOM Len : 1 RC-ADULT PY SUICIDE THOUGHTS/PLANS/ATTEMPTS COMBINATIONS

	Freq	Pct
. = Aged 12-17	11969	20.26
1 = Thoughts only (IRSUICTHNK=1 & IRSUIPLANYR=0 & IRSUITRYR=0).....	2284	3.87
2 = Plans only (IRSUICTHNK=0 & IRSUIPLANYR=1 & IRSUITRYR=0).....	59	0.10
3 = Attempts only (IRSUICTHNK=0 & IRSUIPLANYR=0 & IRSUITRYR=1).....	20	0.03
4 = Thghts/Plans only (IRSUICTHNK, IRSUIPLANYR=1 & IRSUITRYR=0).....	732	1.24
5 = Thghts/Atmpt only (IRSUICTHNK, IRSUITRYR=1 & IRSUIPLANYR=0).....	89	0.15
6 = Plns/Atmpts only (IRSUICTHNK=0 & IRSUIPLANYR, IRSUITRYR=1)	9	0.02
7 = Thghts/Plns/Atmpts (IRSUICTHNK, IRSUIPLANYR, IRSUITRYR=1)	373	0.63
8 = No suicide behaviors (IRSUICTHNK, IRSUIPLANYR, IRSUITRYR=0).....	43534	73.70

ADULT DEPRESSION

ADULT DEPRESSION

The values in this section may be inconsistent with values for variables in other sections of the interview. Items in this section were edited when respondents legitimately skipped out of these items based on prior answers in earlier sections. Otherwise, variables in one section of the interview generally were not edited to make them consistent with variables in another section of the interview. This note applies to variables in this section marked by a¹.

NOTE: All of the respondents aged 18 or older were asked the questions in the Adult Depression module in this current survey year. In the 2004 survey, a subset of the adults was asked these questions.

Have you ever in your life had a period of time lasting several days or longer when most of the day you felt sad, empty or depressed?

(ASC21)

[ADDPREV¹](#)

Len : 2 SEVERAL DAYS OR LNGR WHEN FELT SAD/EMPTY/DPRSD

	Freq	Pct
1 = Yes.....	16268	27.54
2 = No.....	29559	50.04
85 = BAD DATA Logically assigned.....	6	0.01
94 = DON'T KNOW.....	76	0.13
97 = REFUSED.....	121	0.20
98 = BLANK (NO ANSWER).....	1070	1.81
99 = LEGITIMATE SKIP.....	11969	20.26

Have you ever had a period of time lasting several days or longer when most of the day you were very discouraged about how things were going in your life?

(ASC22)

[ADDSCEV¹](#)

Len : 2 SEVERAL DAYS OR LNGR FELT DISCOURAGED ABT LIFE

	Freq	Pct
1 = Yes.....	2881	4.88
2 = No.....	26693	45.19
94 = DON'T KNOW.....	67	0.11
97 = REFUSED.....	111	0.19
98 = BLANK (NO ANSWER).....	1080	1.83
99 = LEGITIMATE SKIP.....	28237	47.80

Have you ever had a period of time lasting several days or longer when you lost interest in most things you usually enjoy like work, hobbies, and personal relationships?

(ASC23)

[ADLOSEV¹](#)

Len : 2 EVER HAD PER OF TIME LST INTRST IN ENJOYABLE THGS

	Freq	Pct
1 = Yes.....	1110	1.88
2 = No.....	25578	43.30
94 = DON'T KNOW.....	70	0.12
97 = REFUSED.....	110	0.19
98 = BLANK (NO ANSWER).....	1083	1.83
99 = LEGITIMATE SKIP.....	31118	52.68

During times when you felt sad, empty, or depressed most of the day, did you ever feel discouraged about how things were going in your life?

(AD01)

[ADDPDISC¹](#)

Len : 2 FEEL DISCRGD ABOUT LIFE WHEN SAD/EMPTY/DEPRESSED

	Freq	Pct
1 = Yes.....	15087	25.54
2 = No.....	1165	1.97
85 = BAD DATA Logically assigned.....	6	0.01
94 = DON'T KNOW.....	10	0.02
97 = REFUSED.....	5	0.01
98 = BLANK (NO ANSWER).....	1215	2.06
99 = LEGITIMATE SKIP.....	41581	70.39

ADULT DEPRESSION

During the times when you felt sad, empty, or depressed, did you ever lose interest in most things like work, hobbies, and other things you usually enjoy?

(AD01A, AD01B)
ADDPLSIN¹

Len : 2 EVER LOSE INT IN THINGS WHEN SAD/EMPTY/DEPRESSED

	Freq	Pct
1 = Yes.....	14015	23.73
2 = No.....	2235	3.78
85 = BAD DATA Logically assigned.....	6	0.01
94 = DON'T KNOW.....	13	0.02
97 = REFUSED.....	4	0.01
98 = BLANK (NO ANSWER).....	1215	2.06
99 = LEGITIMATE SKIP.....	41581	70.39

During times when you felt discouraged about how things were going in your life, did you ever lose interest in most things like work, hobbies, and other things you usually enjoy?

(AD02)
ADDLSIN¹

Len : 2 EVER LOSE INT IN THINGS WHEN FEELING DISCOURGAGED

	Freq	Pct
1 = Yes.....	1648	2.79
2 = No.....	1229	2.08
94 = DON'T KNOW.....	2	0.00
98 = BLANK (NO ANSWER).....	1233	2.09
99 = LEGITIMATE SKIP.....	54957	93.04

Did you ever have a period of time like this that lasted most of the day nearly every day for two weeks or longer?

(AD09)
ADLSI2WK¹

Len : 2 PERIOD OF TIME LASTED EVERY DAY FOR 2 WKS /LNGR

	Freq	Pct
1 = Yes.....	201	0.34
2 = No.....	905	1.53
94 = DON'T KNOW.....	4	0.01
98 = BLANK (NO ANSWER).....	1263	2.14
99 = LEGITIMATE SKIP.....	56696	95.98

Think about the times when you [FEELFILL]. Did you ever have a period of time like this that lasted most of the day, nearly every day, for two weeks or longer?

(AD12)
AD DPR2WK¹

Len : 2 TIME WHEN [FEELFILL] LSTD EVRYDY 2 WKS OR LNGR

	Freq	Pct
1 = Yes.....	12816	21.70
2 = No.....	6270	10.61
85 = BAD DATA Logically assigned.....	6	0.01
94 = DON'T KNOW.....	47	0.08
97 = REFUSED.....	11	0.02
98 = BLANK (NO ANSWER).....	1230	2.08
99 = LEGITIMATE SKIP.....	38689	65.50

Think of times lasting two weeks or longer when [NUMPROBS] with your mood [WASWERE] most severe and frequent. During those times, how long did your [FEELNOUN] usually last?

(AD16)
ADWRHRS¹

Len : 2 TIME THAT MOST SEVERE/FREQUENT MOOD LASTED

	Freq	Pct
1 = Less than 1 hour.....	579	0.98
2 = At least 1 hour but no more than 3 hours.....	2314	3.92
3 = At least 3 hours but no more than 5 hours.....	3125	5.29
4 = 5 hours or more.....	6900	11.68
85 = BAD DATA Logically assigned.....	6	0.01
94 = DON'T KNOW.....	86	0.15
97 = REFUSED.....	8	0.01
98 = BLANK (NO ANSWER).....	1329	2.25
99 = LEGITIMATE SKIP.....	44722	75.71

ADULT DEPRESSION

Still thinking of times lasting two weeks or longer when [NUMPROBS] with your mood [WASWERE] most severe and frequent, how severe was your emotional distress during those times?

(AD17)

ADWRDST¹

Len : 2 HOW SEVERE WAS EMOTIONAL DISTRESS DURING 2 WKS

	Freq	Pct
1 = Mild	976	1.65
2 = Moderate	4736	8.02
3 = Severe	4602	7.79
4 = Very Severe	2081	3.52
85 = BAD DATA Logically assigned	1	0.00
94 = DON'T KNOW	30	0.05
97 = REFUSED	7	0.01
98 = BLANK (NO ANSWER)	1335	2.26
99 = LEGITIMATE SKIP	45301	76.69

Again, think of times lasting two weeks or longer when [NUMPROBS] with your mood [WASWERE] most severe and frequent.

How often, during those times, was your emotional distress so severe that nothing could cheer you up?

(AD18)

ADWRCHR¹

Len : 2 EMOT DISTRSS SO SEVERE NOTHING COULD CHEER YOU UP

	Freq	Pct
1 = Often	3798	6.43
2 = Sometimes	6159	10.43
3 = Rarely	1933	3.27
4 = Never	506	0.86
85 = BAD DATA Logically assigned	1	0.00
94 = DON'T KNOW	28	0.05
97 = REFUSED	8	0.01
98 = BLANK (NO ANSWER)	1335	2.26
99 = LEGITIMATE SKIP	45301	76.69

Once again, please think of times lasting two weeks or longer when [NUMPROBS] with your mood [WASWERE] most severe and frequent.

How often, during those times, was your emotional distress so severe that you could not carry out your daily activities?

(AD19)

ADWRIMP¹

Len : 2 EMOT DISTRSS SO SEVERE COULD NT DO DLY ACTIVITIES

	Freq	Pct
1 = Often	2618	4.43
2 = Sometimes	5290	8.96
3 = Rarely	2917	4.94
4 = Never	1571	2.66
85 = BAD DATA Logically assigned	1	0.00
94 = DON'T KNOW	23	0.04
97 = REFUSED	12	0.02
98 = BLANK (NO ANSWER)	1336	2.26
99 = LEGITIMATE SKIP	45301	76.69

People who have problems with their mood often have other problems at the same time. These problems may include things like changes in:

- sleep
- appetite
- energy
- the ability to concentrate and remember
- feelings of low self-worth

Did you ever have any of these problems during a period of time when you [FEELFILL] for two weeks or longer?

(AD21)

ADDPPOB¹

Len : 2 EVER HAVE OTH PRBLMS DURING 2 WKS OR LONGER

	Freq	Pct
1 = Yes	10533	17.83
2 = No	1719	2.91
85 = BAD DATA Logically assigned	1	0.00
94 = DON'T KNOW	17	0.03
97 = REFUSED	9	0.02
98 = BLANK (NO ANSWER)	1337	2.26
99 = LEGITIMATE SKIP	45453	76.95

ADULT DEPRESSION

Think again about these other problems we just mentioned. They include things like changes in

- sleep
- appetite
- energy
- the ability to concentrate and remember
- feelings of low self-worth

Please think of a time when you [FEELFILL] for two weeks or longer and you also had the largest number of these other problems at the same time.

Is there one particular time like this that stands out in your mind as the worst one you ever had?

(AD22)

ADWRPROB¹

Len : 2 ONE PARTICULAR TIME THAT IS THE WORST ONE EVER

	Freq	Pct
1 = Yes.....	6915	11.71
2 = No.....	3562	6.03
85 = BAD DATA Logically assigned.....	1	0.00
94 = DON'T KNOW.....	41	0.07
97 = REFUSED.....	12	0.02
98 = BLANK (NO ANSWER).....	1366	2.31
99 = LEGITIMATE SKIP.....	47172	79.86

How old were you when that worst period of time started?

Then think of the most recent time when you [FEELFILL] for two weeks or longer and you also had the largest number of these other problems at the same time.

How old were you when that time started?

(AD22A, AD22C)

ADWRAGE¹

Len : 3 AGE WHEN WORST PERIOD OF TIME STARTED

	Freq	Pct
RANGE = 1 - 97.....	10341	17.51
985 = BAD DATA Logically assigned.....	8	0.01
994 = DON'T KNOW.....	154	0.26
997 = REFUSED.....	26	0.04
998 = BLANK (NO ANSWER).....	1368	2.32
999 = LEGITIMATE SKIP.....	47172	79.86

In answering the next questions, think about the period of time when your [FEELNOUN] and other problems were the worst.

In answering the next questions, think about the most recent period of time when you [FEELFILL] and had other problems at the same time.

During that time, did you feel sad, empty, or depressed most of the day nearly every day?

(AD24A)

ADWRDEPR¹

Len : 2 WHEN PRBLMS WORST FELT SAD/EMPTY/DPRSD EVERY DAY

	Freq	Pct
1 = Yes.....	8797	14.89
2 = No.....	1687	2.86
85 = BAD DATA Logically assigned.....	1	0.00
94 = DON'T KNOW.....	32	0.05
97 = REFUSED.....	12	0.02
98 = BLANK (NO ANSWER).....	1368	2.32
99 = LEGITIMATE SKIP.....	47172	79.86

During that [TIMEFILL] period of time, did you feel discouraged about how things were going in your life most of the day nearly every day?

(AD24C)

ADWRDISC¹

Len : 2 WHEN PRBLMS WORST FELT DISCRGED ABT LIFE EVERYDAY

	Freq	Pct
1 = Yes.....	8823	14.94
2 = No.....	1669	2.83
85 = BAD DATA Logically assigned.....	1	0.00
94 = DON'T KNOW.....	21	0.04
97 = REFUSED.....	13	0.02
98 = BLANK (NO ANSWER).....	1370	2.32
99 = LEGITIMATE SKIP.....	47172	79.86

ADULT DEPRESSION

During that [TIMEFILL] period of time, did you lose interest in almost all things like work and hobbies and things you like to do for fun?

(AD24E)

[ADWRLSIN](#)¹

Len : 2 WHEN PRBLMS WORST LOSE INTRST IN ENJOYABLE THINGS

	Freq	Pct
1 = Yes.....	8684	14.70
2 = No.....	1803	3.05
85 = BAD DATA Logically assigned.....	1	0.00
94 = DON'T KNOW.....	25	0.04
97 = REFUSED.....	14	0.02
98 = BLANK (NO ANSWER).....	1370	2.32
99 = LEGITIMATE SKIP.....	47172	79.86

During that [TIMEFILL] period of time, did you lose the ability to take pleasure in having good things happen to you, like winning something or being praised or complimented?

(AD24F)

[ADWRPLSR](#)¹

Len : 2 WHEN PRBLMS WORST LOSE PLSURE IN GOOD THINGS

	Freq	Pct
1 = Yes.....	7583	12.84
2 = No.....	2888	4.89
85 = BAD DATA Logically assigned.....	1	0.00
94 = DON'T KNOW.....	42	0.07
97 = REFUSED.....	11	0.02
98 = BLANK (NO ANSWER).....	1372	2.32
99 = LEGITIMATE SKIP.....	47172	79.86

The next questions are about changes in appetite and weight.

In answering the next questions, think about the period of time/most recent period of time when your [FEELNOUN] and other problems were the worst.

Did you have a much smaller appetite than usual nearly every day during that time?

(AD26A)

[ADWRELES](#)¹

Len : 2 WHEN PRBLMS WORST HAVE SMALLER APPETITE EVERY DAY

	Freq	Pct
1 = Yes.....	6115	10.35
2 = No.....	3778	6.40
85 = BAD DATA Logically assigned.....	1	0.00
94 = DON'T KNOW.....	38	0.06
97 = REFUSED.....	2	0.00
98 = BLANK (NO ANSWER).....	1400	2.37
99 = LEGITIMATE SKIP.....	47735	80.81

Did you have a much larger appetite than usual nearly every day?

(AD26B)

[ADWREMOR](#)¹

Len : 2 WHEN PRBLMS WORST HAVE LARGER APPETITE EVERY DAY

	Freq	Pct
1 = Yes.....	1997	3.38
2 = No.....	1790	3.03
94 = DON'T KNOW.....	29	0.05
97 = REFUSED.....	1	0.00
98 = BLANK (NO ANSWER).....	1402	2.37
99 = LEGITIMATE SKIP.....	53850	91.16

Did you gain weight without trying to during that [TIMEFILL] period of time?

(AD26C)

[ADWRGAIN](#)¹

Len : 2 WHEN PRBLMS WORST DID YOU GAIN WEIGHT W/O TRYING

	Freq	Pct
1 = Yes.....	2208	3.74
2 = No.....	1575	2.67
94 = DON'T KNOW.....	33	0.06
97 = REFUSED.....	1	0.00
98 = BLANK (NO ANSWER).....	1402	2.37
99 = LEGITIMATE SKIP.....	53850	91.16

ADULT DEPRESSION

Did you gain weight without trying to because you were growing?

(AD26C1)
ADWRGROW¹

Len : 2 WHEN PRBLMS WORST GAIN WGHT W/O TRYING BC GROWING

	Freq	Pct
1 = Yes.....	195	0.33
2 = No.....	751	1.27
94 = DON'T KNOW.....	14	0.02
98 = BLANK (NO ANSWER).....	1450	2.45
99 = LEGITIMATE SKIP.....	56659	95.92

Did you gain weight without trying to because you were pregnant?

(AD26C2)
ADWRPREG¹

Len : 2 WHEN PRBLMS WORST GAIN WGHT W/O TRYING BC PRGN

	Freq	Pct
1 = Yes.....	61	0.10
2 = No.....	1303	2.21
98 = BLANK (NO ANSWER).....	808	1.37
99 = LEGITIMATE SKIP.....	56897	96.32

How many pounds did you gain? Please enter your answer as a whole number.

(AD26D)
ADWRGNL2¹

Len : 3 WHEN PRBLMS WORST # LBS GAINED WITHOUT TRYING

	Freq	Pct
RANGE = 0 - 20.....	1014	1.72
21 = 21 to 25 pounds.....	100	0.17
22 = 26 to 30 pounds.....	224	0.38
23 = 31 to 35 pounds.....	34	0.06
24 = 36 to 40 pounds.....	133	0.23
25 = 41 to 45 pounds.....	21	0.04
26 = 46 to 50 pounds.....	127	0.22
27 = 51 or more pounds.....	242	0.41
994 = DON'T KNOW.....	55	0.09
997 = REFUSED.....	2	0.00
998 = BLANK (NO ANSWER).....	1436	2.43
999 = LEGITIMATE SKIP.....	55681	94.26

Did you lose weight without trying to?

(AD26E)
ADWRLOSE¹

Len : 2 WHEN PRBLMS WORST DID YOU LOSE WEIGHT W/O TRYING

	Freq	Pct
1 = Yes.....	4562	7.72
2 = No.....	3086	5.22
85 = BAD DATA Logically assigned.....	1	0.00
94 = DON'T KNOW.....	74	0.13
97 = REFUSED.....	2	0.00
98 = BLANK (NO ANSWER).....	1413	2.39
99 = LEGITIMATE SKIP.....	49931	84.53

Did you lose weight without trying to because you were sick or on a diet?

(AD26E1)
ADWRDIET¹

Len : 2 WHEN PRBLMS WORST LOSE WGHT W/O TRYING BC SICK/DT

	Freq	Pct
1 = Yes.....	850	1.44
2 = No.....	3707	6.28
85 = BAD DATA Logically assigned.....	1	0.00
94 = DON'T KNOW.....	5	0.01
98 = BLANK (NO ANSWER).....	1489	2.52
99 = LEGITIMATE SKIP.....	53017	89.75

ADULT DEPRESSION

How many pounds did you lose?

Please enter your answer as a whole number.

(AD26F)

[ADWRLSL2](#)¹

Len : 3 WHEN PRBLMS WORST # LBS LOST WITHOUT TRYING

	Freq	Pct
RANGE = 0 - 20	2763	4.68
21 = 21 to 25 pounds.....	208	0.35
22 = 26 to 30 pounds.....	241	0.41
23 = 31 to 35 pounds.....	53	0.09
24 = 36 to 40 pounds.....	115	0.19
25 = 41 to 45 pounds.....	28	0.05
26 = 46 to 50 pounds.....	78	0.13
27 = 51 or more pounds	120	0.20
994 = DON'T KNOW	100	0.17
997 = REFUSED	6	0.01
998 = BLANK (NO ANSWER).....	1490	2.52
999 = LEGITIMATE SKIP.....	53867	91.19

Again, please think about the period of time/most recent period of time when your [FEELNOUN] and other problems were the worst.

Did you have a lot more trouble than usual falling asleep, staying asleep, or waking too early nearly every night during that [TIMEFILL] period of time?

(AD26G)

[ADWRSLEP](#)¹

Len : 2 WHEN PRBLMS WORST HAVE PRBS SLEEPING/WAKING EARLY

	Freq	Pct
1 = Yes.....	7941	13.44
2 = No.....	1969	3.33
85 = BAD DATA Logically assigned	1	0.00
94 = DON'T KNOW	19	0.03
97 = REFUSED	3	0.01
98 = BLANK (NO ANSWER)	1401	2.37
99 = LEGITIMATE SKIP.....	47735	80.81

During that [TIMEFILL] period of time, did you sleep a lot more than usual nearly every night?

(AD26H)

[ADWRSMOR](#)¹

Len : 2 WHEN PRBLMS WORST SLEEP A LOT MORE THAN USUAL

	Freq	Pct
1 = Yes.....	1210	2.05
2 = No.....	768	1.30
94 = DON'T KNOW	12	0.02
97 = REFUSED	1	0.00
98 = BLANK (NO ANSWER)	1402	2.37
99 = LEGITIMATE SKIP.....	55676	94.26

During that [TIMEFILL] period of time, did you feel tired or low in energy nearly every day, even when you had not been working very hard?

(AD26J)

[ADWRENRG](#)¹

Len : 2 WHEN PRBLMS WORST FEEL TIRED/LOW ON ENERGY EVRYDY

	Freq	Pct
1 = Yes.....	9225	15.62
2 = No.....	692	1.17
85 = BAD DATA Logically assigned.....	1	0.00
94 = DON'T KNOW	11	0.02
97 = REFUSED	2	0.00
98 = BLANK (NO ANSWER)	1403	2.38
99 = LEGITIMATE SKIP.....	47735	80.81

ADULT DEPRESSION

Did you talk or move more slowly than is normal for you nearly every day?

(AD26L)

[ADWRSLOW](#)¹

Len : 2 WHEN PRBLMS WORST TALK/MOVE SLOWER THAN USUAL

	Freq	Pct
1 = Yes.....	5317	9.00
2 = No.....	4524	7.66
85 = BAD DATA Logically assigned.....	1	0.00
94 = DON'T KNOW.....	85	0.14
97 = REFUSED.....	2	0.00
98 = BLANK (NO ANSWER).....	1405	2.38
99 = LEGITIMATE SKIP.....	47735	80.81

Did anyone else notice that you were talking or moving slowly?

(AD26M)

[ADWRSLNO](#)¹

Len : 2 WHEN PRBLMS WORST PEOP NOTICE SLOWER THAN USUAL

	Freq	Pct
1 = Yes.....	3278	5.55
2 = No.....	1991	3.37
85 = BAD DATA Logically assigned.....	1	0.00
94 = DON'T KNOW.....	46	0.08
98 = BLANK (NO ANSWER).....	1494	2.53
99 = LEGITIMATE SKIP.....	52259	88.47

Were you so restless or jittery nearly every day that you paced up and down or couldn't sit still?

(AD26N)

[ADWRJITT](#)¹

Len : 2 WHEN PRBLMS WORST RSTLSS/JITTRY/PACING EVERYDAY

	Freq	Pct
1 = Yes.....	1189	2.01
2 = No.....	3390	5.74
94 = DON'T KNOW.....	29	0.05
97 = REFUSED.....	3	0.01
98 = BLANK (NO ANSWER).....	1406	2.38
99 = LEGITIMATE SKIP.....	53052	89.81

Did anyone else notice that you were restless?

(AD26O)

[ADWRJINO](#)¹

Len : 2 WHEN PRBLMS WORST PEOP NOTICE YOU WERE RSTLSS

	Freq	Pct
1 = Yes.....	783	1.33
2 = No.....	395	0.67
94 = DON'T KNOW.....	11	0.02
98 = BLANK (NO ANSWER).....	1438	2.43
99 = LEGITIMATE SKIP.....	56442	95.55

The next questions are about changes in your ability to concentrate, and your feelings about yourself.

Again, in answering these questions, think about the period of time/most recent period of time when your [FEELNOUN] and other problems were the worst.

During that [TIMEFILL] time, did your thoughts come much more slowly than usual or seem confused nearly every day?

(AD26P)

[ADWRTHOT](#)¹

Len : 2 WHEN PRBLMS WORST THGHTS SLOWER/MORE CONFUSING

	Freq	Pct
1 = Yes.....	5290	8.96
2 = No.....	4569	7.74
85 = BAD DATA Logically assigned.....	1	0.00
94 = DON'T KNOW.....	54	0.09
97 = REFUSED.....	8	0.01
98 = BLANK (NO ANSWER).....	1412	2.39
99 = LEGITIMATE SKIP.....	47735	80.81

ADULT DEPRESSION

Did you have a lot more trouble concentrating than usual nearly every day?

(AD26R)

ADWRCONC¹

Len : 2 WHEN PRBLMS WORST HAVE TROUBLE CONCENTRATING

	Freq	Pct
1 = Yes.....	7630	12.92
2 = No.....	2253	3.81
85 = BAD DATA Logically assigned.....	1	0.00
94 = DON'T KNOW.....	30	0.05
97 = REFUSED.....	8	0.01
98 = BLANK (NO ANSWER).....	1412	2.39
99 = LEGITIMATE SKIP.....	47735	80.81

Were you unable to make decisions about things you ordinarily have no trouble deciding about?

(AD26S)

ADWRDCSN¹

Len : 2 WHEN PRBLMS WORST UNABLE TO MAKE DECISIONS

	Freq	Pct
1 = Yes.....	5917	10.02
2 = No.....	3945	6.68
85 = BAD DATA Logically assigned.....	1	0.00
94 = DON'T KNOW.....	49	0.08
97 = REFUSED.....	9	0.02
98 = BLANK (NO ANSWER).....	1413	2.39
99 = LEGITIMATE SKIP.....	47735	80.81

Did you feel that you were not as good as other people nearly every day?

(AD26U)

ADWRNOGD¹

Len : 2 WHEN PRBLMS WRST FEEL NOT AS GOOD AS OTHER PEOPLE

	Freq	Pct
1 = Yes.....	7849	13.29
2 = No.....	2043	3.46
85 = BAD DATA Logically assigned.....	1	0.00
94 = DON'T KNOW.....	18	0.03
97 = REFUSED.....	8	0.01
98 = BLANK (NO ANSWER).....	1415	2.40
99 = LEGITIMATE SKIP.....	47735	80.81

Did you feel totally worthless nearly every day?

(AD26V)

ADWRWRTH¹

Len : 2 WHEN PRBLMS WORST FEEL TOTALLY WORTHLESS EVERYDAY

	Freq	Pct
1 = Yes.....	6141	10.40
2 = No.....	1693	2.87
85 = BAD DATA Logically assigned.....	1	0.00
94 = DON'T KNOW.....	12	0.02
97 = REFUSED.....	3	0.01
98 = BLANK (NO ANSWER).....	1441	2.44
99 = LEGITIMATE SKIP.....	49778	84.27

(D_MDEA1)

AD_MDEA1¹

Len : 2 SAD/EMPTY/DEPRESSED MOST OF DAY OR DISCOURAGED

	Freq	Pct
1 = Has symptom.....	9407	15.93
2 = Does not have symptom.....	1087	1.84
85 = BAD DATA Logically assigned.....	1	0.00
94 = DON'T KNOW.....	24	0.04
97 = REFUSED.....	9	0.02
98 = OTHER MISSING/NOT APPLICABLE.....	36572	61.91
99 = LEGITIMATE SKIP.....	11969	20.26

ADULT DEPRESSION

(D_MDEA2)
AD_MDEA2¹

Len : 2 LOST INTEREST OR PLEASURE IN MOST THINGS

	Freq	Pct
1 = Has symptom.....	9175	15.53
2 = Does not have symptom.....	1309	2.22
85 = BAD DATA Logically assigned.....	1	0.00
94 = DON'T KNOW.....	30	0.05
97 = REFUSED.....	12	0.02
98 = OTHER MISSING/NOT APPLICABLE.....	36573	61.92
99 = LEGITIMATE SKIP.....	11969	20.26

(D_MDEA3)
AD_MDEA3¹

Len : 2 CHANGES IN APPETITE OR WT

	Freq	Pct
1 = Has symptom.....	8534	14.45
2 = Does not have symptom.....	1329	2.25
85 = BAD DATA Logically assigned.....	1	0.00
94 = DON'T KNOW.....	66	0.11
97 = REFUSED.....	3	0.01
98 = OTHER MISSING/NOT APPLICABLE.....	37167	62.92
99 = LEGITIMATE SKIP.....	11969	20.26

(D_MDEA4)
AD_MDEA4¹

Len : 2 SLEEP PROBLEMS

	Freq	Pct
1 = Has symptom.....	9151	15.49
2 = Does not have symptom.....	760	1.29
85 = BAD DATA Logically assigned.....	1	0.00
94 = DON'T KNOW.....	19	0.03
97 = REFUSED.....	2	0.00
98 = OTHER MISSING/NOT APPLICABLE.....	37167	62.92
99 = LEGITIMATE SKIP.....	11969	20.26

(D_MDEA5)
AD_MDEA5¹

Len : 2 OTHERS NOTICED THAT R WAS RESTLESS OR LETHARGIC

	Freq	Pct
1 = Has symptom.....	4061	6.88
2 = Does not have symptom.....	5808	9.83
85 = BAD DATA Logically assigned.....	1	0.00
94 = DON'T KNOW.....	57	0.10
98 = OTHER MISSING/NOT APPLICABLE.....	37173	62.93
99 = LEGITIMATE SKIP.....	11969	20.26

(D_MDEA6)
AD_MDEA6¹

Len : 2 FELT TIRED/LOW ENERGY NEARLY EVERY DAY

	Freq	Pct
1 = Has symptom.....	9225	15.62
2 = Does not have symptom.....	692	1.17
85 = BAD DATA Logically assigned.....	1	0.00
94 = DON'T KNOW.....	11	0.02
97 = REFUSED.....	2	0.00
98 = OTHER MISSING/NOT APPLICABLE.....	37169	62.92
99 = LEGITIMATE SKIP.....	11969	20.26

(D_MDEA7)
AD_MDEA7¹

Len : 2 FELT WORTHLESS NEARLY EVERY DAY

	Freq	Pct
1 = Has symptom.....	6141	10.40
2 = Does not have symptom.....	3762	6.37
85 = BAD DATA Logically assigned.....	1	0.00
94 = DON'T KNOW.....	12	0.02
97 = REFUSED.....	3	0.01
98 = OTHER MISSING/NOT APPLICABLE.....	37181	62.95
99 = LEGITIMATE SKIP.....	11969	20.26

ADULT DEPRESSION

(D_MDEA8)
AD_MDEA8¹

Len : 2 INABILITY TO CONCENTRATE OR MAKE DECISIONS

	Freq	Pct
1 = Has symptom.....	8247	13.96
2 = Does not have symptom.....	1643	2.78
85 = BAD DATA Logically assigned.....	1	0.00
94 = DON'T KNOW.....	26	0.04
97 = REFUSED.....	5	0.01
98 = OTHER MISSING/NOT APPLICABLE.....	37178	62.94
99 = LEGITIMATE SKIP.....	11969	20.26

(DSMMDEA2)
ADSMMDA¹

Len : 2 SCORE OF SYMPTOM INDICATORS 1 THRU 9

	Freq	Pct
1 = Has 5 or more symptoms.....	9229	15.62
2 = Has less than 5 symptoms.....	1273	2.16
85 = BAD DATA Logically assigned.....	1	0.00
94 = SUM OF SYMPTOMS AND DON'T KNOW >=5.....	23	0.04
97 = SUM OF SYMPTOMS AND REFUSED >=5.....	2	0.00
98 = OTHER MISSING/NOT APPLICABLE.....	36572	61.91
99 = LEGITIMATE SKIP.....	11969	20.26

You mentioned having some of the problems I just asked you about.

During that [TIMEFILL] period of time, how much did your [FEELNOUN] and these other problems interfere with your work, your social life, or your personal relationships?

(AD28)
ADPBINTF¹

Len : 2 WHEN PRBLMS WORST INTERFERE WITH WORK/ PRSNL LIFE

	Freq	Pct
1 = Not at all.....	194	0.33
2 = A little.....	1053	1.78
3 = Some.....	2690	4.55
4 = A lot.....	3369	5.70
5 = Extremely.....	2059	3.49
85 = BAD DATA Logically assigned.....	1	0.00
94 = DON'T KNOW.....	11	0.02
97 = REFUSED.....	12	0.02
98 = BLANK (NO ANSWER).....	1434	2.43
99 = LEGITIMATE SKIP.....	48246	81.68

During that [TIMEFILL] period of time, how often were you unable to carry out your daily activities because of these problems with your mood?

(AD28A)
ADPBDLYA¹

Len : 2 WHEN PRBLMS WORST UNABLE TO CARRY OUT DLY ACTVTS

	Freq	Pct
1 = Often.....	2899	4.91
2 = Sometimes.....	4249	7.19
3 = Rarely.....	1566	2.65
4 = Never.....	458	0.78
94 = DON'T KNOW.....	10	0.02
97 = REFUSED.....	11	0.02
98 = BLANK (NO ANSWER).....	1436	2.43
99 = LEGITIMATE SKIP.....	48440	82.01

ADULT DEPRESSION

Think of the very first period of time in your life lasting two weeks or longer when you [FEELFILL] for most of the day nearly every day and also had some of the other problems we just asked about.

Can you remember your exact age?

(AD37)

[ADPBRMBR](#)¹

Len : 2 RMBR AGE WHEN FIRST 2+ WK PERIOD OF TIME STARTED

	Freq	Pct
1 = Yes.....	5690	9.63
2 = No.....	3621	6.13
85 = BAD DATA Logically assigned.....	1	0.00
94 = DON'T KNOW.....	55	0.09
97 = REFUSED.....	19	0.03
98 = BLANK (NO ANSWER).....	1437	2.43
99 = LEGITIMATE SKIP.....	48246	81.68

How old were you?

(AD37A, AD37B)

[ADPBAGE](#)¹

Len : 3 AGE WHEN FIRST 2+ WK PERIOD OF TIME STARTED

	Freq	Pct
RANGE = 1 - 93.....	9153	15.50
985 = BAD DATA Logically assigned.....	6	0.01
994 = DON'T KNOW.....	194	0.33
997 = REFUSED.....	12	0.02
998 = BLANK (NO ANSWER).....	1458	2.47
999 = LEGITIMATE SKIP.....	48246	81.68

In your entire life, how many times did you feel [FEELNOUN] for two weeks or longer while also having some of the other problems we asked about?

If you are not sure of your answer, just make your best guess.

(AD52)

[ADPBNUM](#)¹

Len : 4 # TIMES FELT THIS WAY FOR 2 WKS/LNGR DURING LIFE

	Freq	Pct
RANGE = 1 - 1000.....	8825	14.94
9985 = BAD DATA Logically assigned.....	1	0.00
9994 = DON'T KNOW.....	509	0.86
9997 = REFUSED.....	48	0.08
9998 = BLANK (NO ANSWER).....	1440	2.44
9999 = LEGITIMATE SKIP.....	48246	81.68

In the past 12 months, did you have a period of time when you felt [FEELNOUN] for two weeks or longer while also having some of the other problems we asked about?

(AD38)

[ADPB2WK](#)¹

Len : 2 FELT THIS 2 WKS+ W/OTH PRBS DURING PAST 12 MOS

	Freq	Pct
1 = Yes.....	5283	8.94
2 = No.....	4020	6.81
85 = BAD DATA Logically assigned.....	1	0.00
94 = DON'T KNOW.....	55	0.09
97 = REFUSED.....	23	0.04
98 = BLANK (NO ANSWER).....	1441	2.44
99 = LEGITIMATE SKIP.....	48246	81.68

ADULT DEPRESSION

NOTE: Beginning with the 2008 survey, the questions corresponding to the variables ADPSHMG1, ADPSWORK, ADPSRELS, and ADPSSOC no longer allow respondents to choose the category 95 (ACTIVITY DOES NOT APPLY).

Think about the time in the past 12 months when [NUMPROBS] with your mood [WASWERE] most severe.

Using the 0 to 10 scale shown below, where 0 means no interference and 10 means very severe interference, select the number that describes how much [NUMPROBS] interfered with your ability to do each of the following activities during that period. You can use any number between 0 and 10 to answer.

How much did your [FEELNOUN] interfere with your ability to do home management task, like cleaning, shopping, and working around the house, apartment, or yard?

(AD66A)

[ADPSHMG1](#)¹

Len : 2 HOW MUCH DID FEELINGS INTERFERE WITH HOME MNGMT

	Freq	Pct
0 = No Interference	90	0.15
1 = Mild - 1	79	0.13
2 = Mild - 2	226	0.38
3 = Mild - 3	306	0.52
4 = Moderate - 4	343	0.58
5 = Moderate - 5	764	1.29
6 = Moderate - 6	860	1.46
7 = Severe - 7	883	1.49
8 = Severe - 8	816	1.38
9 = Severe - 9	343	0.58
10 = Very Severe Interference	549	0.93
85 = BAD DATA Logically assigned	1	0.00
94 = DON'T KNOW	14	0.02
97 = REFUSED	8	0.01
98 = BLANK (NO ANSWER)	1521	2.57
99 = LEGITIMATE SKIP	52266	88.48

During that time in the past 12 months when your [FEELNOUN] was most severe, how much did this interfere with your ability to work?

You can use any number between 0 and 10 to answer.

(AD66B)

[ADPSWORK](#)¹

Len : 2 HOW MUCH DID FEELING INTERFERE WITH ABLTY TO WORK

	Freq	Pct
0 = No Interference	362	0.61
1 = Mild - 1	197	0.33
2 = Mild - 2	373	0.63
3 = Mild - 3	517	0.88
4 = Moderate - 4	482	0.82
5 = Moderate - 5	724	1.23
6 = Moderate - 6	678	1.15
7 = Severe - 7	585	0.99
8 = Severe - 8	496	0.84
9 = Severe - 9	312	0.53
10 = Very Severe Interference	533	0.90
85 = BAD DATA Logically assigned	1	0.00
94 = DON'T KNOW	15	0.03
97 = REFUSED	6	0.01
98 = BLANK (NO ANSWER)	1522	2.58
99 = LEGITIMATE SKIP	52266	88.48

ADULT DEPRESSION

How much did your [FEELNOUN] interfere with your ability to form and maintain close relationships with other people during that period of time?

You can use any number between 0 and 10 to answer.

(AD66C)

ADPSRELS¹

Len : 2 HOW MUCH DID FEELING INTERFERE WITH RELATIONSHIPS

	Freq	Pct
0 = No Interference	197	0.33
1 = Mild - 1	146	0.25
2 = Mild - 2	269	0.46
3 = Mild - 3	426	0.72
4 = Moderate - 4	445	0.75
5 = Moderate - 5	737	1.25
6 = Moderate - 6	659	1.12
7 = Severe - 7	730	1.24
8 = Severe - 8	673	1.14
9 = Severe - 9	435	0.74
10 = Very Severe Interference	547	0.93
85 = BAD DATA Logically assigned	1	0.00
94 = DON'T KNOW	10	0.02
97 = REFUSED	5	0.01
98 = BLANK (NO ANSWER)	1523	2.58
99 = LEGITIMATE SKIP	52266	88.48

How much did [NUMPROBS] interfere with your ability to have a social life during that period of time?

You can use any number between 0 and 10 to answer.

(AD66D)

ADPSOC¹

Len : 2 HOW MUCH DID FEELINGS INTERFERE WITH SOCIAL LIFE

	Freq	Pct
0 = No Interference	145	0.25
1 = Mild - 1	106	0.18
2 = Mild - 2	198	0.34
3 = Mild - 3	336	0.57
4 = Moderate - 4	358	0.61
5 = Moderate - 5	634	1.07
6 = Moderate - 6	609	1.03
7 = Severe - 7	716	1.21
8 = Severe - 8	814	1.38
9 = Severe - 9	570	0.96
10 = Very Severe Interference	777	1.32
85 = BAD DATA Logically assigned	1	0.00
94 = DON'T KNOW	11	0.02
97 = REFUSED	5	0.01
98 = BLANK (NO ANSWER)	1523	2.58
99 = LEGITIMATE SKIP	52266	88.48

NOTE: Beginning with the 2008 survey, respondents who answered "don't know" or "refused" to questions corresponding to the variables ADPSHMG, ADPSWORK, ADPSRELS, and ADPSOC are no longer asked the question corresponding to ADPSDAYS unless they entered a response of 1 to 10 in at least one of the other questions corresponding to ADPSHMG through ADPSOC.

About how many days out of 365 in the past 12 months were you totally unable to work or carry out your normal activities because of your [FEELNOUN]?

You can use any number between 0 and 365 to answer

(AD68)

ADPSDAYS¹

Len : 3 # DYS UNABLE TO WORK/CARRY OUT DLY ACT PST 12 MOS

	Freq	Pct
RANGE = 0 - 365	5104	8.64
985 = BAD DATA Logically assigned	1	0.00
994 = DON'T KNOW	133	0.23
997 = REFUSED	8	0.01
998 = BLANK (NO ANSWER)	1529	2.59
999 = LEGITIMATE SKIP	52294	88.53

ADULT DEPRESSION

Here is a list of professionals some people talk to about the problems we have been asking about:

- General practitioner or family doctor
- Other medical doctor like a cardiologist, gynecologist, urologist
- Psychologist
- Psychiatrist or psychotherapist
- Social Worker
- Counselor
- Other mental health professional, like a mental health nurse
- A nurse, occupational therapist, or other health professional
- A religious or spiritual advisor like a minister, priest, or rabbi
- Another healer, like an herbalist, chiropractor, acupuncturist, or massage therapist

At any time in the past 12 months, did you see or talk to a medical doctor or other professional about your [FEELNOUN]?

(AD86)

ADSEEDOC¹

Len : 2 SEE/TALK TO DR/OTH PROF ABT FEELINGS PAST 12 MOS

	Freq	Pct
1 = Yes.....	4524	7.66
2 = No.....	4834	8.18
85 = BAD DATA Logically assigned.....	1	0.00
94 = DON'T KNOW.....	6	0.01
97 = REFUSED.....	13	0.02
98 = BLANK (NO ANSWER).....	1445	2.45
99 = LEGITIMATE SKIP.....	48246	81.68

During the past 12 months, which professionals did you see or talk to about [NUMPROBS] with your mood?

(AD86A)

ADFAMDOC¹

Len : 2 GEN/FAM DOC TALKED W/ABT FEELINGS PAST 12 MOS

	Freq	Pct
1 = Response entered.....	2375	4.02
6 = Response not entered.....	2139	3.62
94 = DON'T KNOW.....	6	0.01
97 = REFUSED.....	17	0.03
98 = BLANK (NO ANSWER).....	1452	2.46
99 = LEGITIMATE SKIP.....	53080	89.86

(AD86A)

ADOTHDOC¹

Len : 2 OTH DR TALKED W/ABOUT FEELINGS PAST 12 MOS

	Freq	Pct
1 = Response entered.....	342	0.58
3 = Response entered LOGICALLY ASSIGNED.....	9	0.02
6 = Response not entered.....	4163	7.05
94 = DON'T KNOW.....	6	0.01
97 = REFUSED.....	17	0.03
98 = BLANK (NO ANSWER).....	1452	2.46
99 = LEGITIMATE SKIP.....	53080	89.86

(AD86A)

ADPSYCH¹

Len : 2 PSYCHOLOGIST TALKED W/ABOUT FEELINGS PAST 12 MOS

	Freq	Pct
1 = Response entered.....	1529	2.59
3 = Response entered LOGICALLY ASSIGNED.....	1	0.00
6 = Response not entered.....	2984	5.05
94 = DON'T KNOW.....	6	0.01
97 = REFUSED.....	17	0.03
98 = BLANK (NO ANSWER).....	1452	2.46
99 = LEGITIMATE SKIP.....	53080	89.86

ADULT DEPRESSION

(AD86A)
ADPSYMD¹

Len : 2 PSYCHIATRIST TALKED W/ABOUT FEELINGS PAST 12 MOS

	Freq	Pct
1 = Response entered	1796	3.04
3 = Response entered LOGICALLY ASSIGNED	1	0.00
6 = Response not entered	2717	4.60
94 = DON'T KNOW	6	0.01
97 = REFUSED	17	0.03
98 = BLANK (NO ANSWER)	1452	2.46
99 = LEGITIMATE SKIP	53080	89.86

(AD86A)
ADSOCWRK¹

Len : 2 SOCIAL WORKER TALKED W/ABOUT FEELINGS PAST 12 MOS

	Freq	Pct
1 = Response entered	506	0.86
3 = Response entered LOGICALLY ASSIGNED	2	0.00
6 = Response not entered	4006	6.78
94 = DON'T KNOW	6	0.01
97 = REFUSED	17	0.03
98 = BLANK (NO ANSWER)	1452	2.46
99 = LEGITIMATE SKIP	53080	89.86

(AD86A)
ADCOUNS¹

Len : 2 COUNSELOR TALKED W/ABOUT FEELINGS PAST 12 MOS

	Freq	Pct
1 = Response entered	1633	2.76
3 = Response entered LOGICALLY ASSIGNED	6	0.01
6 = Response not entered	2875	4.87
94 = DON'T KNOW	6	0.01
97 = REFUSED	17	0.03
98 = BLANK (NO ANSWER)	1452	2.46
99 = LEGITIMATE SKIP	53080	89.86

(AD86A)
ADOTHMHP¹

Len : 2 MENTAL PROF TALKED W/ABOUT FEELINGS PAST 12 MOS

	Freq	Pct
1 = Response entered	539	0.91
3 = Response entered LOGICALLY ASSIGNED	5	0.01
6 = Response not entered	3970	6.72
94 = DON'T KNOW	6	0.01
97 = REFUSED	17	0.03
98 = BLANK (NO ANSWER)	1452	2.46
99 = LEGITIMATE SKIP	53080	89.86

(AD86A)
ADNURSE¹

Len : 2 NURSE ETC.TALKED W/ABOUT FEELINGS PAST 12 MOS

	Freq	Pct
1 = Response entered	438	0.74
3 = Response entered LOGICALLY ASSIGNED	4	0.01
6 = Response not entered	4072	6.89
94 = DON'T KNOW	6	0.01
97 = REFUSED	17	0.03
98 = BLANK (NO ANSWER)	1452	2.46
99 = LEGITIMATE SKIP	53080	89.86

(AD86A)
ADRELIG¹

Len : 2 RELIGIOUS ADVSR TLKED W/ABOUT FEELINGS PST 12 MOS

	Freq	Pct
1 = Response entered	387	0.66
3 = Response entered LOGICALLY ASSIGNED	10	0.02
6 = Response not entered	4117	6.97
94 = DON'T KNOW	6	0.01
97 = REFUSED	17	0.03
98 = BLANK (NO ANSWER)	1452	2.46
99 = LEGITIMATE SKIP	53080	89.86

ADULT DEPRESSION

(AD86A)
ADHERBAL¹

Len : 2 HERBALIST TALKED W/ABOUT FEELINGS PAST 12 MOS

	Freq	Pct
1 = Response entered	220	0.37
3 = Response entered LOGICALLY ASSIGNED	1	0.00
6 = Response not entered	4293	7.27
94 = DON'T KNOW	6	0.01
97 = REFUSED	17	0.03
98 = BLANK (NO ANSWER)	1452	2.46
99 = LEGITIMATE SKIP	53080	89.86

(AD86A)
ADOTHHL¹

Len : 2 OTH HELP PROF TALKED W/ABOUT FEELINGS PAST 12 MOS

	Freq	Pct
1 = Response entered	184	0.31
6 = Response not entered	4330	7.33
85 = BAD DATA Logically assigned	1	0.00
94 = DON'T KNOW	6	0.01
97 = REFUSED	17	0.03
98 = BLANK (NO ANSWER)	1451	2.46
99 = LEGITIMATE SKIP	53080	89.86

Are you currently receiving professional treatment or counseling for [NUMPROBS] with your mood?

(AD86B)
ADTMTNOW¹

Len : 2 CURRENTLY RCVNG PROF TREATMENT/COUNSLG FOR MOOD

	Freq	Pct
1 = Yes.....	3023	5.12
2 = No.....	1496	2.53
85 = BAD DATA Logically assigned	1	0.00
94 = DON'T KNOW	4	0.01
97 = REFUSED	14	0.02
98 = BLANK (NO ANSWER)	1451	2.46
99 = LEGITIMATE SKIP	53080	89.86

During the past 12 months, did you take prescription medication that was prescribed for [NUMPROBS]?

(AD86C)
ADRX12MO¹

Len : 2 TAKE PRES MEDS PRESCRIBED FOR MOOD PAST 12 MONTHS

	Freq	Pct
1 = Yes.....	3839	6.50
2 = No.....	5519	9.34
85 = BAD DATA Logically assigned	1	0.00
94 = DON'T KNOW	7	0.01
97 = REFUSED	12	0.02
98 = BLANK (NO ANSWER)	1445	2.45
99 = LEGITIMATE SKIP	48246	81.68

Are you currently taking prescription medication that was prescribed for [NUMPROBS]?

(AD86D)
ADRXNOW¹

Len : 2 CURRENTLY TAKING PRESC MEDS PRESCRIBED FOR MOOD

	Freq	Pct
1 = Yes.....	3306	5.60
2 = No.....	531	0.90
85 = BAD DATA Logically assigned	1	0.00
94 = DON'T KNOW	1	0.00
97 = REFUSED	13	0.02
98 = BLANK (NO ANSWER)	1452	2.46
99 = LEGITIMATE SKIP	53765	91.02

ADULT DEPRESSION

During the past 12 months, how much has this prescription medication helped you?

(AD86E)
ADRXHLP¹

Len : 2 HOW MUCH HAS PRESC MEDS FOR MOOD HELPED PST 12 MO

	Freq	Pct
1 = Not at all	200	0.34
2 = A little.....	384	0.65
3 = Some.....	933	1.58
4 = A lot.....	1364	2.31
5 = Extremely	944	1.60
85 = BAD DATA Logically assigned	1	0.00
94 = DON'T KNOW	13	0.02
97 = REFUSED	13	0.02
98 = BLANK (NO ANSWER)	1452	2.46
99 = LEGITIMATE SKIP.....	53765	91.02

During the past 12 months, how much has treatment or counseling helped you?

(AD86F)
ADTMTHLP¹

Len : 2 HOW MUCH HAS TRMT/COUNSLG HELPED PST 12 MOS

	Freq	Pct
1 = Not at all	507	0.86
2 = A little.....	669	1.13
3 = Some.....	1092	1.85
4 = A lot.....	1320	2.23
5 = Extremely	893	1.51
85 = BAD DATA Logically assigned	1	0.00
94 = DON'T KNOW	37	0.06
97 = REFUSED	19	0.03
98 = BLANK (NO ANSWER)	1451	2.46
99 = LEGITIMATE SKIP.....	53080	89.86

NOTE: The following variable, AMDELT, identifies an adult as having a major depressive episode (MDE) in their lifetime and AMDEYR identifies an adult as having MDE in the prior year. Beginning in 2021, missing values for AMDELT and AMDEYR were replaced using statistical imputation. The imputation-revised variables used in analysis, IRAMDELT and IRAMDEYR, appear in the Imputed Adult Depression section.

A respondent was classified as having a major depressive episode (MDE) in their lifetime, AMDELT=1, if they reported experiencing at least five out of the nine criteria used to define an adult as having had MDE in their lifetime, where at least one of the criteria is a depressed mood or loss of interest or pleasure in daily activities (ADSMMDA=1). An adult was classified as NOT having a major depressive episode (MDE) in their lifetime, AMDELT=2, if they met either of these conditions:

1. Reported experiencing fewer than five out of the nine criteria used to define an adult as having had MDE in their lifetime (ADSMMDA=2).
2. If the number of criteria used to define an adult as having had MDE in their lifetime is unknown (ADSMMDA=94,97,98) and the respondent reported at least one of the following:
 1. Never having had a period of time lasting several days or longer when felt sad, empty, or depressed (ADDPREV=2), discouraged about how things were going in life (ADDSCEV=2), and lost interest in most things usually enjoyable (ADLOSEV=2).
 2. Experienced the feelings in (i), but they did not last most of the day, nearly every day for two weeks or longer (ADLSI2WK=2) or (ADDP2WK=2).
 3. Experienced the feelings in (i) most of the day, nearly every day for two weeks or longer, but the feelings lasted less than an hour when mood was most severe and frequent (ADWRHRS=1).
 4. Experienced the feelings in (i) most of the day, nearly every day for two weeks or longer for at least an hour during those times when mood was most severe and frequent, but emotional distress was mild (ADWRDST=1), there was never a time when emotional distress was so severe that you could not be cheered up (ADWRCHR=4), and there was never a time when your emotional distress was so severe that you could not carry out your daily activities (ADWRIMP=4).
 5. Experienced the feelings in (i) most of the day, nearly every day for two weeks or longer for at least an hour and the severe distress were more than mild or at some point could not be cheered up or could not carry out daily activities, but never had any other problems during those weeks, such as changes in sleep, appetite, energy, the ability to concentrate and remember, or feelings of low self-worth (ADDP2WK=2).

(ADDP2WK, ADDP2WK, ADDPREV, ADDSCEV, ADLOSEV, ADLSI2WK, ADSMMDA, ADWRCHR, ADWRDST, ADWRHRS, ADWRIMP)
AMDELT

Len : 1 ADULT: LIFETIME MAJOR DEPRESSIVE EPISODE (MDE)

	Freq	Pct
. = Aged 12-17/Unknown (Otherwise).....	13403	22.69
1 = Yes (ADSMMDA=1).....	9229	15.62
2 = No (See comment above).....	36437	61.69

ADULT DEPRESSION

NOTE: Beginning in 2021, missing values for AMDEYR were replaced using statistical imputation. The imputation-revised variable used in analysis, IRAMDEYR, appears in the Imputed Adult Depression section.

(ADPB2WK, AMDELT)
AMDEYR

Len : 1 ADULT: PAST YEAR MAJOR DEPRESSIVE EPISODE (MDE)

	Freq	Pct
. = Aged 12-17/Unknown (Otherwise).....	13496	22.85
1 = Yes (AMDELT=1 & ADPB2WK=1)	5243	8.88
2 = No (AMDELT=2 or [AMDELT=1 & ADPB2WK=2])	40330	68.28

NOTE: The following four variables make up the four role domains (home management, work, close relationships with others, and social life) of the Sheehan Disability Scale (SDS), which measures the impact of a disorder on an adult's life.

(ADPSHMG1)
ASDSHOM2

Len : 1 ADULT: DEPRESS FEELINGS ROLE IMPAIRMENT - HOME MANAGEMENT

	Freq	Pct
. = Aged 12-17/Unkn/Legit Skip (Otherwise).....	53810	91.10
1 = None (ADPSHMG1=0).....	90	0.15
2 = Mild (ADPSHMG1=1,2,3).....	611	1.03
3 = Moderate (ADPSHMG1=4,5,6)	1967	3.33
4 = Severe (ADPSHMG1=7,8,9).....	2042	3.46
5 = Very Severe (ADPSHMG1=10).....	549	0.93

(ADPSW1)
ASDSWRK2

Len : 1 ADULT: DEPRESS FEELINGS ROLE IMPAIRMENT - ABILITY TO WORK

	Freq	Pct
. = Aged 12-17/Unkn/Legit Skip (Otherwise).....	53810	91.10
1 = None (ADPSW1=0).....	362	0.61
2 = Mild (ADPSW1=1,2,3).....	1087	1.84
3 = Moderate (ADPSW1=4,5,6).....	1884	3.19
4 = Severe (ADPSW1=7,8,9).....	1393	2.36
5 = Very Severe (ADPSW1=10).....	533	0.90

(ADPSREL1)
ASDSREL2

Len : 1 ADULT: DEP FEELINGS ROLE IMPAIRMENT - CLOSE RELATIONSHIPS

	Freq	Pct
. = Aged 12-17/Unkn/Legit Skip (Otherwise).....	53805	91.09
1 = None (ADPSREL1=0).....	197	0.33
2 = Mild (ADPSREL1=1,2,3).....	841	1.42
3 = Moderate (ADPSREL1=4,5,6)	1841	3.12
4 = Severe (ADPSREL1=7,8,9).....	1838	3.11
5 = Very Severe (ADPSREL1=10).....	547	0.93

(ADPSSOC1)
ASDSSOC2

Len : 1 ADULT: DEPRESSIVE FEELINGS ROLE IMPAIRMENT - SOCIAL LIFE

	Freq	Pct
. = Aged 12-17/Unkn/Legit Skip (Otherwise).....	53806	91.09
1 = None (ADPSSOC1=0).....	145	0.25
2 = Mild (ADPSSOC1=1,2,3).....	640	1.08
3 = Moderate (ADPSSOC1=4,5,6)	1601	2.71
4 = Severe (ADPSSOC1=7,8,9).....	2100	3.56
5 = Very Severe (ADPSSOC1=10).....	777	1.32

ADULT DEPRESSION

The following variable, AMDEIMP, is restricted to adults with past year MDE (AMDEYR=1) and is derived from the maximum level of interference over the four role domains of SDS: home management (ASDSHOM2), ability to work (ASDSWRK2), close relationships (ASDSREL2), and social life (ASDSSOC2). Adults with a past year MDE (AMDEYR=1) and a "severe" or "very severe" maximum level of interference are assigned AMDEIMP=1. Adults without a past year MDE (AMDEYR=2) or a maximum level of interference of "none", "mild", or "moderate" (and no missing data across the four role domains) are assigned AMDEIMP=2. All other respondents are assigned a missing value for AMDEIMP. Beginning in 2021, missing values for AMDEIMP were replaced using statistical imputation. The imputation-revised variable used in analysis, IRAMDEIMP, appears in the Imputed Adult Depression section.

(AMDEYR, ASDSHOM2, ASDSREL2, ASDSSOC2, ASDSWRK2)

AMDEIMP

Len : 1 ADULT: MDE WITH SEVERE ROLE IMPAIRMENT

	Freq	Pct
. = Aged 12-17/Unknown (Otherwise).....	13519	22.89
1 = Yes.....	3765	6.37
2 = No.....	41785	70.74

IMPUTED ADULT DEPRESSION

IMPUTED ADULT DEPRESSION

(AMDELT)

IRAMDELT

Len : 1 ADULT: LIFETIME MAJOR DEPRESSIVE EPISODE (MDE) - IMP REV

	Freq	Pct
. = Aged 12-17	11969	20.26
0 = No	37573	63.61
1 = Yes	9527	16.13

(AMDELT)

IRAMDELT

Len : 1 ADULT: LIFETIME MAJOR DEPRESSIVE EPISODE (MDE) - IMP IND

	Freq	Pct
1 = Questionnaire data	45666	77.31
3 = Statistically imputed data	1434	2.43
9 = LEGITIMATE SKIP	11969	20.26

(AMDEYR)

IRAMDEYR

Len : 1 ADULT: PAST YEAR MAJOR DEPRESSIVE EPISODE (MDE) - IMP REV

	Freq	Pct
. = Aged 12-17	11969	20.26
0 = No	41617	70.45
1 = Yes	5483	9.28

(AMDEYR)

IRAMDEYR

Len : 1 ADULT: PAST YEAR MAJOR DEPRESSIVE EPISODE (MDE) - IMP IND

	Freq	Pct
1 = Questionnaire data	45573	77.15
3 = Statistically imputed data	1527	2.59
9 = LEGITIMATE SKIP	11969	20.26

(AMDEIMP)

IRAMDEIMP

Len : 1 ADULT: MDE WITH SEVERE ROLE IMPAIRMENT - IMP REV

	Freq	Pct
. = Aged 12-17	11969	20.26
0 = No	43136	73.03
1 = Yes	3964	6.71

(AMDEIMP)

IRAMDEIMP

Len : 1 ADULT: MDE WITH SEVERE ROLE IMPAIRMENT - IMP IND

	Freq	Pct
1 = Questionnaire data	45550	77.11
3 = Statistically imputed data	1550	2.62
9 = LEGITIMATE SKIP	11969	20.26

RECODED ADULT DEPRESSION

RECODED ADULT DEPRESSION

NOTE: The variables in this section are recoded variables that were created from one or more of the edited or imputed variables from the preceding sections.

NOTE: Certain source variables that were used to create recoded variables have valid values that might not have been reported or assigned for the current survey year. However, these values have been included in the general specifications in the codebook on how the recoded variables were created. See additional details about this issue in the Organization of the Data File section of this codebook introduction.

NOTE: The following 16 variables are among all adult respondents who were asked the respective questions and are not confined to those respondents who were ultimately classified as having a Major Depressive Episode (MDE) in their lifetime or past year. To produce estimates among adults with MDE, the analysis will need to be restricted by either the lifetime MDE variable (IRAMDELT) or the past year MDE variable (IRAMDEYR).

(ADSEEDOC)

ATXMDEYR

Len : 1 RC-ADULT: SAW/TALK TO MD/PROF ABT DEPRESSIVE FEELNGS IN PY

	Freq	Pct
. = Aged 12-17/Unknown (Otherwise).....	49711	84.16
0 = No (ADSEEDOC=2).....	4834	8.18
1 = Yes (ADSEEDOC=1).....	4524	7.66

(ADRX12MO)

ARXMDEYR

Len : 1 RC-ADULT: USED RX MEDICATION FOR DEPRESSIVE FEELINGS IN PY

	Freq	Pct
. = Aged 12-17/Unknown (Otherwise).....	49711	84.16
0 = No (ADRX12MO=2).....	5519	9.34
1 = Yes (ADRX12MO=1).....	3839	6.50

The following variable, AMDETXRX, is defined as having received treatment/counseling for MDE in the past year if (1) saw or talked to a medical doctor or other professional about depressive feelings or (2) used prescription medication for depressive feelings.

(ARXMDEYR, ATXMDEYR)

AMDETXRX

Len : 1 RC-ADULT: RCVD TRT/CNSLG OR RX MED FOR DEPRESS FEELING IN PY

	Freq	Pct
. = Aged 12-17/Unknown (Otherwise).....	49712	84.16
0 = No (ATXMDEYR=0 and ARXMDEYR=0).....	4197	7.11
1 = Yes (ATXMDEYR=1 or ARXMDEYR=1).....	5160	8.74

(ADFAMDOC, ADSEEDOC)

ADOCMDE

Len : 1 RC-ADULT: SAW/TALK TO GEN PRAC/FAM MD ABT DEP FEELINGS IN PY

	Freq	Pct
. = Aged 12-17/Unknown/Legitimate Skip (Otherwise).....	49721	84.17
0 = No (ADSEEDOC=2 or ADFAMDOC=6).....	6973	11.80
1 = Yes (ADFAMDOC=1,3).....	2375	4.02

(ADOTHDOC, ADSEEDOC)

AOMDMDE

Len : 1 RC-ADULT: SAW/TALK TO OTHER MD ABT DEPRESSIVE FEELINGS IN PY

	Freq	Pct
. = Aged 12-17/Unknown/Legitimate Skip (Otherwise).....	49721	84.17
0 = No (ADSEEDOC=2 or ADOTHDOC=6).....	8997	15.23
1 = Yes (ADOTHDOC=1,3).....	351	0.59

(ADPSYCH, ADSEEDOC)

APSY1MDE

Len : 1 RC-ADULT: SAW/TALK TO PSYCHOLOGIST ABT DEPRES FEELINGS IN PY

	Freq	Pct
. = Aged 12-17/Unknown/Legitimate Skip (Otherwise).....	49721	84.17
0 = No (ADSEEDOC=2 or ADPSYCH=6).....	7818	13.24
1 = Yes (ADPSYCH=1,3).....	1530	2.59

(ADPSYMD, ADSEEDOC)

APSY2MDE

Len : 1 RC-ADULT: SAW/TALK TO PSYCHIATRIST ABT DEPRES FEELINGS IN PY

	Freq	Pct
. = Aged 12-17/Unknown/Legitimate Skip (Otherwise).....	49721	84.17
0 = No (ADSEEDOC=2 or ADPSYMD=6).....	7551	12.78
1 = Yes (ADPSYMD=1,3).....	1797	3.04

RECODED ADULT DEPRESSION

(ADSEEDOC, ADSOCWRK)

<u>ASOCMDE</u>	Len : 1 RC-ADULT: SAW/TALK TO SOCIAL WORKR ABT DEPRES FEELINGS IN PY		
	. = Aged 12-17/Unknown/Legitimate Skip (Otherwise).....	Freq	Pct
	0 = No (ADSEEDOC=2 or ADSOCWRK=6)	49721	84.17
	1 = Yes (ADSOCWRK=1,3)	8840	14.97
		508	0.86

(ADCOUNS, ADSEEDOC)

<u>ACOUNMDE</u>	Len : 1 RC-ADULT: SAW/TALK TO COUNSELOR ABT DEPRESSVE FEELINGS IN PY		
	. = Aged 12-17/Unknown/Legitimate Skip (Otherwise).....	Freq	Pct
	0 = No (ADSEEDOC=2 or ADCOUNS=6).....	49721	84.17
	1 = Yes (ADCOUNS=1,3).....	7709	13.05
		1639	2.77

(ADOTHMHP, ADSEEDOC)

<u>AOMHMDE</u>	Len : 1 RC-ADULT: SAW/TALK TO OTH MENT HLTH PROF ABT DEP FEELINGS-PY		
	. = Aged 12-17/Unknown/Legitimate Skip (Otherwise).....	Freq	Pct
	0 = No (ADSEEDOC=2 or [ADOTHMHP=6 & No Writ-in Enter])	49721	84.17
	1 = Yes (ADOTHMHP=1,3 or Write-in Response Entered).....	8787	14.88
		561	0.95

(ADNURSE, ADSEEDOC)

<u>ANURSMDE</u>	Len : 1 RC-ADULT: SAW/TALK TO NURSE/OCC THERA ABT DEP FEELINGS IN PY		
	. = Aged 12-17/Unknown/Legitimate Skip (Otherwise).....	Freq	Pct
	0 = No (ADSEEDOC=2 or ADNURSE=6)	49721	84.17
	1 = Yes (ADNURSE=1,3)	8906	15.08
		442	0.75

(ADRELIG, ADSEEDOC)

<u>ARELMDE</u>	Len : 1 RC-ADULT: SAW/TALK TO RELIG ADVISR ABT DEPRES FEELINGS IN PY		
	. = Aged 12-17/Unknown/Legitimate Skip (Otherwise).....	Freq	Pct
	0 = No (ADSEEDOC=2 or ADRELIG=6).....	49721	84.17
	1 = Yes (ADRELIG=1,3).....	8951	15.15
		397	0.67

(ADHERBAL, ADSEEDOC)

<u>AHBCHMDE</u>	Len : 1 RC-ADULT: SAW/TALK TO ANOTHER HEALER ABT DEPR FEELINGS IN PY		
	. = Aged 12-17/Unknown/Legitimate Skip (Otherwise).....	Freq	Pct
	0 = No (ADSEEDOC=2 or ADHERBAL=6).....	49721	84.17
	1 = Yes (ADHERBAL=1,3).....	9127	15.45
		221	0.37

The following variable, AHLTMDE, indicates whether an adult reported seeing or talking to a health professional about MDE in the past year. Adults were classified as having seen or talked to a health professional, AHLTMDE=1, if they reported seeing or talking to any of the following professionals: general practitioner or family doctor (ADOCMDE=1); other medical doctor (AOMDMDE=1); psychologist (APSY1MDE=1); psychiatrist or psychotherapist (APSY2MDE=1); social worker (ASOCMDE=1); counselor (ACOUNMDE=1); other mental health professional (AOMHMDE=1); or nurse, occupational therapist, or other health professional (ANURSMDE=1). Respondents were classified as having not seen or talked to a health professional, AHLTMDE=0, if they reported not seeing or talking to all of the professionals listed above (source variable=0).

(ACOUNMDE, ADOCMDE, ANURSMDE, AOMDMDE, AOMHMDE, APSY1MDE, APSY2MDE, ASOCMDE)

<u>AHLTMDE</u>	Len : 1 RC-ADULT: SAW/TALK TO HLTH PROF ABT DEPRESSVE FEELINGS IN PY		
	. = Aged 12-17/Unknown (Otherwise).....	Freq	Pct
	0 = No (See comment above).....	49721	84.17
	1 = Yes (See comment above)	4903	8.30
		4445	7.53

RECODED ADULT DEPRESSION

The following variable, AALTMDE, indicates whether an adult reported seeing or talking to an alternative service professional about MDE in the past year. Adults were classified as having seen or talked to an alternative service professional, AALTMDE=1, if they reported seeing or talking to any of the following professionals: religious or spiritual advisor (ARELMDE=1); or herbalist, chiropractor, acupuncturist, or massage therapist (AHBCHMDE=1). Respondents were classified as having not seen or talked to an alternative service professional, AALTMDE=0, if they reported not seeing or talking to all of the professionals listed above (source variable=0).

(AHBCHMDE, ARELMDE)

AALTMDE

Len : 1 RC-ADULT: SAW/TALK TO ALT SERV PROF ABT DEPRS FEELINGS IN PY

	Freq	Pct
. = Aged 12-17/Unknown (Otherwise).....	49721	84.17
0 = No (See comment above).....	8781	14.87
1 = Yes (See comment above).....	567	0.96

ADOLESCENT DEPRESSION

ADOLESCENT DEPRESSION

The values in this section may be inconsistent with values for variables in other sections of the interview. Items in this section were edited when respondents legitimately skipped out of these items based on prior answers in earlier sections. Otherwise, variables in one section of the interview generally were not edited to make them consistent with variables in another section of the interview. This note applies to variables in this section marked by a¹.

Have you ever in your life had a period of time lasting several days or longer when most of the day you felt sad, empty, or depressed?

(YDS21)

YODPREV¹

Len : 2 EVER HAD SEVERAL DAYS WHRE FELT SAD/EMPTY/DEPRSSD

	Freq	Pct
1 = Yes.....	6201	10.50
2 = No.....	5545	9.39
85 = BAD DATA Logically assigned.....	4	0.01
94 = DON'T KNOW.....	114	0.19
97 = REFUSED.....	82	0.14
98 = BLANK (NO ANSWER).....	23	0.04
99 = LEGITIMATE SKIP.....	47100	79.74

Have you ever had a period of time lasting several days or longer when most of the day you felt very discouraged or hopeless about how things were going in your life?

(YDS22)

YODSCEV¹

Len : 2 EVER HAD PER OF TIME WHERE FELT DISCRGD OR HPELSS

	Freq	Pct
1 = Yes.....	426	0.72
2 = No.....	5139	8.70
94 = DON'T KNOW.....	103	0.17
97 = REFUSED.....	73	0.12
98 = BLANK (NO ANSWER).....	27	0.05
99 = LEGITIMATE SKIP.....	53301	90.24

Have you ever had a period of time lasting several days or longer when you lost interest and became bored with most things you usually enjoy, like work, hobbies, and personal relationships?

(YDS23)

YOLOSEV¹

Len : 2 EVER HAD PER OF TIME LST INTRST IN ENJOYABLE THGS

	Freq	Pct
1 = Yes.....	737	1.25
2 = No.....	4430	7.50
94 = DON'T KNOW.....	85	0.14
97 = REFUSED.....	63	0.11
98 = BLANK (NO ANSWER).....	27	0.05
99 = LEGITIMATE SKIP.....	53727	90.96

During times when you felt sad, empty, or depressed most of the day, did you ever feel discouraged about how things were going in your life?

(YD01)

YODPDISC¹

Len : 2 FEEL DISCRGD ABOUT LIFE WHEN SAD/EMPTY/DEPRESSED

	Freq	Pct
1 = Yes.....	5474	9.27
2 = No.....	684	1.16
85 = BAD DATA Logically assigned.....	4	0.01
94 = DON'T KNOW.....	33	0.06
97 = REFUSED.....	10	0.02
98 = BLANK (NO ANSWER).....	128	0.22
99 = LEGITIMATE SKIP.....	52736	89.28

ADOLESCENT DEPRESSION

During the times when you felt sad, empty, or depressed, did you ever lose interest and become really bored with most things like school, work, hobbies, and other things that are usually fun for you, like listening to music, watching TV, movies, or sports, playing computer games, or going out with friends?

(YD01A, YD01B)
YODPLSIN¹

Len : 2 EVER LOSE INT IN THINGS WHEN SAD/EMPTY/DEPRESSED

	Freq	Pct
1 = Yes.....	4858	8.22
2 = No.....	1295	2.19
85 = BAD DATA Logically assigned.....	4	0.01
94 = DON'T KNOW.....	35	0.06
97 = REFUSED.....	13	0.02
98 = BLANK (NO ANSWER).....	128	0.22
99 = LEGITIMATE SKIP.....	52736	89.28

During times when you felt discouraged about how things were going in your life, did you ever lose interest and become really bored with most things like school, work, hobbies, and other things that are usually fun for you, like listening to music, watching TV, movies, or sports, playing computer games, or going out with friends?

(YD02)
YODSLSIN¹

Len : 2 EVER LOSE INT IN THGS WHEN FEELING DISCOURGAGED

	Freq	Pct
1 = Yes.....	230	0.39
2 = No.....	190	0.32
94 = DON'T KNOW.....	4	0.01
97 = REFUSED.....	2	0.00
98 = BLANK (NO ANSWER).....	143	0.24
99 = LEGITIMATE SKIP.....	58500	99.04

Did you ever have a period of time like this that lasted most of the day almost every day for two weeks or longer?

(YD09)
YOLS12WK¹

Len : 2 PERIOD OF TIME LASTED EVERY DAY FOR 2 WKS /LNGR

	Freq	Pct
1 = Yes.....	114	0.19
2 = No.....	597	1.01
94 = DON'T KNOW.....	23	0.04
97 = REFUSED.....	3	0.01
98 = BLANK (NO ANSWER).....	175	0.30
99 = LEGITIMATE SKIP.....	58157	98.46

Think about the times when you [FEELFILL]. Did you ever have a period of time like this that lasted most of the day, almost every day, for two weeks or longer?

(YD12)
YODPR2WK¹

Len : 2 TIME WHEN [FEELFILL] LSTD EVRYDY 2 WKS OR LNGR

	Freq	Pct
1 = Yes.....	4530	7.67
2 = No.....	2016	3.41
85 = BAD DATA Logically assigned.....	4	0.01
94 = DON'T KNOW.....	68	0.12
97 = REFUSED.....	13	0.02
98 = BLANK (NO ANSWER).....	139	0.24
99 = LEGITIMATE SKIP.....	52299	88.54

ADOLESCENT DEPRESSION

Think of times lasting two weeks or longer when [NUMPROBS] with your mood [WASWERE] most severe and frequent. During those times, how long did your [FEELNOUN] usually last?

(YD16)

YOWRHRS¹

Len : 2 TIME THAT MOST SEVERE/FREQUENT MOOD LASTED

	Freq	Pct
1 = Less than 1 hour.....	459	0.78
2 = At least 1 hour but no more than 3 hours	1138	1.93
3 = At least 3 hours but no more than 5 hours.....	1178	1.99
4 = 5 hours or more.....	1775	3.00
85 = BAD DATA Logically assigned	4	0.01
94 = DON'T KNOW	80	0.14
97 = REFUSED	14	0.02
98 = BLANK (NO ANSWER)	278	0.47
99 = LEGITIMATE SKIP.....	54143	91.66

Still thinking of times lasting two weeks or longer when [NUMPROBS] with your mood [WASWERE] most severe and frequent, how strong were your bad feelings during those times?

(YD17)

YOWRDST¹

Len : 2 HOW STRONG WERE BAD FEELINGS DURING 2 WKS

	Freq	Pct
1 = Mild	447	0.76
2 = Moderate.....	1689	2.86
3 = Severe	1407	2.38
4 = Very Severe	565	0.96
94 = DON'T KNOW	55	0.09
97 = REFUSED	22	0.04
98 = BLANK (NO ANSWER)	282	0.48
99 = LEGITIMATE SKIP.....	54602	92.44

Again, think of times lasting two weeks or longer when [NUMPROBS] with your mood [WASWERE] most severe and frequent.

How often, during those times, did you feel so bad that nothing could cheer you up?

(YD18)

YOWRCHR¹

Len : 2 BAD FEELINGS SO SEVERE NOTHING COULD CHEER YOU UP

	Freq	Pct
1 = Often.....	1144	1.94
2 = Sometimes	1936	3.28
3 = Not very often.....	839	1.42
4 = Never	217	0.37
94 = DON'T KNOW	31	0.05
97 = REFUSED	17	0.03
98 = BLANK (NO ANSWER)	283	0.48
99 = LEGITIMATE SKIP.....	54602	92.44

Once again, please think of times lasting two weeks or longer when [NUMPROBS] with your mood [WASWERE] most severe and frequent.

How often, during those times, did you feel so bad that you could not carry out your daily activities?

(YD19)

YOWRIMP¹

Len : 2 MOOD SO SEVERE COULDN'T DO DLY ACTIVITIES

	Freq	Pct
1 = Often.....	1084	1.84
2 = Sometimes	1569	2.66
3 = Not very often.....	980	1.66
4 = Never	495	0.84
94 = DON'T KNOW	39	0.07
97 = REFUSED	17	0.03
98 = BLANK (NO ANSWER)	283	0.48
99 = LEGITIMATE SKIP.....	54602	92.44

ADOLESCENT DEPRESSION

People who have problems with their mood often have other problems at the same time. These problems may include things like changes in:

- sleep
- eating
- energy
- the ability to keep their mind on things
- feeling badly about themselves

Did you ever have any of these problems during a period of time when you [FEELFILL] for two weeks or longer?

(YD21)

YODPPROB¹

Len : 2 EVER HAVE OTH PRBLMS DURING 2 WKS OR LONGER

	Freq	Pct
1 = Yes.....	3456	5.85
2 = No.....	608	1.03
94 = DON'T KNOW.....	35	0.06
97 = REFUSED.....	15	0.03
98 = BLANK (NO ANSWER).....	283	0.48
99 = LEGITIMATE SKIP.....	54672	92.56

Think again about these other problems we just mentioned. They include things like changes in:

- sleep
- eating
- energy
- the ability to keep their mind on things
- feeling badly about themselves

Can you think of the worst time when you [FEELFILL] for two weeks or longer and also had these other problems at the same time?

(YD22)

YOWRPROB¹

Len : 2 ONE PARTICULAR TIME THAT IS THE WORST ONE EVER

	Freq	Pct
1 = Yes.....	2877	4.87
2 = No.....	533	0.90
94 = DON'T KNOW.....	37	0.06
97 = REFUSED.....	9	0.02
98 = BLANK (NO ANSWER).....	333	0.56
99 = LEGITIMATE SKIP.....	55280	93.59

How old were you when that worst period of time started?

Then think of the most recent time you [FEELFILL] for two weeks or longer and you had these other problems at the same time.

How old were you when that time started?

(YD22A, YD22C)

YOWRAGE¹

Len : 3 AGE WHEN WORST PERIOD OF TIME STARTED

	Freq	Pct
RANGE = 1 - 17.....	3316	5.61
994 = DON'T KNOW.....	116	0.20
997 = REFUSED.....	24	0.04
998 = BLANK (NO ANSWER).....	333	0.56
999 = LEGITIMATE SKIP.....	55280	93.59

In answering the next questions, think about the period of time/most recent period of time when your [FEELNOUN] and other problems were the worst.

During that time, did you feel sad, empty, or depressed for most of the day nearly every day?

(YD24A)

YOWRDEPR¹

Len : 2 WHEN PRBLMS WORST FELT SAD/EMPTY/DPRSD EVERY DAY

	Freq	Pct
1 = Yes.....	2725	4.61
2 = No.....	684	1.16
94 = DON'T KNOW.....	35	0.06
97 = REFUSED.....	12	0.02
98 = BLANK (NO ANSWER).....	333	0.56
99 = LEGITIMATE SKIP.....	55280	93.59

ADOLESCENT DEPRESSION

During that [TIMEFILL] period of time, did you feel discouraged about how things were going in your life most of the day nearly every day?

(YD24C)

YOWRDISC¹

Len : 2 WHEN PRBLMS WRST FELT DISCRGED ABT LIFE EVERY DAY

	Freq	Pct
1 = Yes.....	2791	4.72
2 = No.....	624	1.06
94 = DON'T KNOW.....	36	0.06
97 = REFUSED.....	5	0.01
98 = BLANK (NO ANSWER).....	333	0.56
99 = LEGITIMATE SKIP.....	55280	93.59

During that [TIMEFILL] period of time, did you become bored with almost everything like school, work, hobbies, and things you like to do for fun?

(YD24E)

YOWRLSIN¹

Len : 2 WHEN PRBLMS WORST LOSE INTRST IN ENJOYABLE THINGS

	Freq	Pct
1 = Yes.....	2955	5.00
2 = No.....	476	0.81
94 = DON'T KNOW.....	19	0.03
97 = REFUSED.....	6	0.01
98 = BLANK (NO ANSWER).....	333	0.56
99 = LEGITIMATE SKIP.....	55280	93.59

During that [TIMEFILL] period of time, did you feel like nothing was fun even when good things were happening?

(YD24F)

YOWRPLSR¹

Len : 2 WHEN PRBLMS WORST FEEL NO FUN IN GOOD THINGS

	Freq	Pct
1 = Yes.....	2605	4.41
2 = No.....	815	1.38
85 = BAD DATA Logically assigned.....	1	0.00
94 = DON'T KNOW.....	27	0.05
97 = REFUSED.....	8	0.01
98 = BLANK (NO ANSWER).....	333	0.56
99 = LEGITIMATE SKIP.....	55280	93.59

The next questions are about changes in appetite and weight.

In answering these questions, think about the period of time/most recent period of time when your [FEELNOUN] and other problems were the worst.

Did you eat much less than usual almost every day during that time?

(YD26A)

YOWRELES¹

Len : 2 WHEN PRBLMS WORST EAT LESS THAN USUAL EVERY DAY

	Freq	Pct
1 = Yes.....	2083	3.53
2 = No.....	1187	2.01
85 = BAD DATA Logically assigned.....	1	0.00
94 = DON'T KNOW.....	43	0.07
97 = REFUSED.....	10	0.02
98 = BLANK (NO ANSWER).....	350	0.59
99 = LEGITIMATE SKIP.....	55395	93.78

Did you eat much more than usual almost every day?

(YD26B)

YOWREMR¹

Len : 2 WHEN PRBLMS WORST EAT MORE THAN USUAL EVERY DAY

	Freq	Pct
1 = Yes.....	481	0.81
2 = No.....	722	1.22
94 = DON'T KNOW.....	30	0.05
97 = REFUSED.....	7	0.01
98 = BLANK (NO ANSWER).....	351	0.59
99 = LEGITIMATE SKIP.....	57478	97.31

ADOLESCENT DEPRESSION

Did you gain weight without trying to during that [TIMEFILL] period of time?

(YD26C)

YOWRGAIN¹

Len : 2 WHEN PRBLMS WORST DID YOU GAIN WEIGHT W/O TRYING

	Freq	Pct
1 = Yes.....	467	0.79
2 = No.....	721	1.22
94 = DON'T KNOW.....	46	0.08
97 = REFUSED.....	6	0.01
98 = BLANK (NO ANSWER).....	351	0.59
99 = LEGITIMATE SKIP.....	57478	97.31

Did you gain weight without trying to because you were growing?

(YD26C1)

YOWRGROW¹

Len : 2 WHEN PRBLMS WORST GAIN WGHT W/O TRYING BC GROWING

	Freq	Pct
1 = Yes.....	194	0.33
2 = No.....	233	0.39
94 = DON'T KNOW.....	40	0.07
98 = BLANK (NO ANSWER).....	403	0.68
99 = LEGITIMATE SKIP.....	58199	98.53

Did you gain weight without trying to because you were pregnant?

(YD26C2)

YOWRPREG¹

Len : 2 WHEN PRBLMS WRST GAIN WGHT W/O TRYING BC PREGNANT

	Freq	Pct
2 = No.....	184	0.31
94 = DON'T KNOW.....	1	0.00
98 = BLANK (NO ANSWER).....	213	0.36
99 = LEGITIMATE SKIP.....	58671	99.33

How many pounds did you gain?

Please enter your answer as a whole number.

(YD26D)

YOWRGNL2¹

Len : 3 WHEN PRBLMS WORST # LBS GAINED WITHOUT TRYING

	Freq	Pct
RANGE = 1 - 20.....	144	0.24
21 = 21 to 25 pounds.....	16	0.03
22 = 26 to 30 pounds.....	13	0.02
23 = 31 to 35 pounds.....	2	0.00
24 = 36 to 40 pounds.....	10	0.02
25 = 41 to 45 pounds.....	5	0.01
26 = 46 to 50 pounds.....	8	0.01
27 = 51 or more pounds.....	20	0.03
994 = DON'T KNOW.....	46	0.08
997 = REFUSED.....	9	0.02
998 = BLANK (NO ANSWER).....	403	0.68
999 = LEGITIMATE SKIP.....	58393	98.86

Did you lose weight without trying to?

(YD26E)

YOWRLOSE¹

Len : 2 WHEN PRBLMS WORST DID YOU LOSE WEIGHT W/O TRYING

	Freq	Pct
1 = Yes.....	1457	2.47
2 = No.....	1298	2.20
85 = BAD DATA Logically assigned.....	1	0.00
94 = DON'T KNOW.....	93	0.16
97 = REFUSED.....	8	0.01
98 = BLANK (NO ANSWER).....	361	0.61
99 = LEGITIMATE SKIP.....	55851	94.55

ADOLESCENT DEPRESSION

Did you lose weight without trying to because you were sick or on a diet?

(YD26E1)

YOWRDIET¹

Len : 2 WHEN PRBLMS WORST LOSE WGHT W/O TRYING BC SICK/DT

	Freq	Pct
1 = Yes.....	388	0.66
2 = No.....	1060	1.79
85 = BAD DATA Logically assigned.....	1	0.00
94 = DON'T KNOW.....	8	0.01
97 = REFUSED.....	1	0.00
98 = BLANK (NO ANSWER).....	462	0.78
99 = LEGITIMATE SKIP.....	57149	96.75

How many pounds did you lose?

Please enter your answer as a whole number.

(YD26F)

YOWRSL2¹

Len : 3 WHEN PRBLMS WORST # LBS LOST WITHOUT TRYING

	Freq	Pct
RANGE = 0 - 20.....	783	1.33
21 = 21 to 25 pounds.....	32	0.05
22 = 26 to 30 pounds.....	44	0.07
23 = 31 to 35 pounds.....	9	0.02
24 = 36 to 40 pounds.....	18	0.03
25 = 41 to 45 pounds.....	4	0.01
26 = 46 to 50 pounds.....	14	0.02
27 = 51 or more pounds.....	11	0.02
994 = DON'T KNOW.....	140	0.24
997 = REFUSED.....	14	0.02
998 = BLANK (NO ANSWER).....	463	0.78
999 = LEGITIMATE SKIP.....	57537	97.41

Again, please think about the period of time/most recent period of time when your [FEELNOUN] and other problems were the worst.

Did you have a lot more trouble than usual falling asleep or staying asleep most nights or waking too early most mornings during that [TIMEFILL] time?

(YD26G)

YOWRSLEP¹

Len : 2 WHEN PRBLMS WORST HAVE PRBS SLEEPING/WAKING EARLY

	Freq	Pct
1 = Yes.....	2630	4.45
2 = No.....	663	1.12
85 = BAD DATA Logically assigned.....	1	0.00
94 = DON'T KNOW.....	26	0.04
97 = REFUSED.....	4	0.01
98 = BLANK (NO ANSWER).....	350	0.59
99 = LEGITIMATE SKIP.....	55395	93.78

During that [TIMEFILL] period of time, did you sleep a lot more than usual?

(YD26H)

YOWRSMOR¹

Len : 2 WHEN PRBLMS WORST SLEEP A LOT MORE THAN USUAL

	Freq	Pct
1 = Yes.....	413	0.70
2 = No.....	261	0.44
94 = DON'T KNOW.....	16	0.03
97 = REFUSED.....	3	0.01
98 = BLANK (NO ANSWER).....	351	0.59
99 = LEGITIMATE SKIP.....	58025	98.23

ADOLESCENT DEPRESSION

On most days during that [TIMEFILL] period of time, did you feel that you didn't have much energy?

(YD26J)

YOWRENRG¹

Len : 2 WHEN PRBLMS WORST FEEL TIRED/LOW ON ENERGY EVRYDY

	Freq	Pct
1 = Yes.....	3052	5.17
2 = No.....	254	0.43
85 = BAD DATA Logically assigned.....	1	0.00
94 = DON'T KNOW.....	13	0.02
97 = REFUSED.....	4	0.01
98 = BLANK (NO ANSWER).....	350	0.59
99 = LEGITIMATE SKIP.....	55395	93.78

Did you feel as though you were talking or moving more slowly than usual on most days during that [TIMEFILL] period of time?

(YD26L)

YOWRSLOW¹

Len : 2 WHEN PRBLMS WORST TALK/MOVE SLOWER THAN USUAL

	Freq	Pct
1 = Yes.....	2418	4.09
2 = No.....	860	1.46
85 = BAD DATA Logically assigned.....	1	0.00
94 = DON'T KNOW.....	42	0.07
97 = REFUSED.....	3	0.01
98 = BLANK (NO ANSWER).....	350	0.59
99 = LEGITIMATE SKIP.....	55395	93.78

Did anyone else notice that you were talking or moving more slowly than usual?

(YD26M)

YOWRSLNO¹

Len : 2 WHEN PRBLMS WORST PEOP NOTICE SLOWER THAN USUAL

	Freq	Pct
1 = Yes.....	1202	2.03
2 = No.....	1170	1.98
85 = BAD DATA Logically assigned.....	1	0.00
94 = DON'T KNOW.....	46	0.08
98 = BLANK (NO ANSWER).....	395	0.67
99 = LEGITIMATE SKIP.....	56255	95.24

Were you so restless or jittery that you walked up or down or couldn't sit still?

(YD26N)

YOWRJITT¹

Len : 2 WHEN PRBLMS WORST RSTLSS/JITTRY/PACING EVERYDAY

	Freq	Pct
1 = Yes.....	329	0.56
2 = No.....	549	0.93
94 = DON'T KNOW.....	23	0.04
97 = REFUSED.....	4	0.01
98 = BLANK (NO ANSWER).....	351	0.59
99 = LEGITIMATE SKIP.....	57813	97.87

Did anyone else notice that you couldn't sit still?

(YD26O)

YOWRJINO¹

Len : 2 WHEN PRBLMS WRST PEOP NOTICE YOU CLDNT SIT STILL

	Freq	Pct
1 = Yes.....	147	0.25
2 = No.....	174	0.29
94 = DON'T KNOW.....	8	0.01
98 = BLANK (NO ANSWER).....	378	0.64
99 = LEGITIMATE SKIP.....	58362	98.80

ADOLESCENT DEPRESSION

The next questions are about changes in your ability to concentrate, and your feelings about yourself.

Again, in answering these questions, think about the period of time/most recent period of time when your [FEELNOUN] and other problems were the worst.

On most days during that [TIMEFILL] time, did your thinking seem slower than usual or seem mixed up?

(YD26P)

YOWRTHOT¹

Len : 2 WHEN PRBLMS WORST THGHTS SLOWER/MIXED UP

	Freq	Pct
1 = Yes.....	2489	4.21
2 = No.....	785	1.33
85 = BAD DATA Logically assigned.....	1	0.00
94 = DON'T KNOW.....	44	0.07
97 = REFUSED.....	5	0.01
98 = BLANK (NO ANSWER).....	350	0.59
99 = LEGITIMATE SKIP.....	55395	93.78

On most days, did you have a lot more trouble than usual keeping your mind on things?

(YD26R)

YOWRCONC¹

Len : 2 WHEN PRBLMS WRST HAVE TRBLE KEEPING MIND ON THNGS

	Freq	Pct
1 = Yes.....	2731	4.62
2 = No.....	557	0.94
85 = BAD DATA Logically assigned.....	1	0.00
94 = DON'T KNOW.....	31	0.05
97 = REFUSED.....	4	0.01
98 = BLANK (NO ANSWER).....	350	0.59
99 = LEGITIMATE SKIP.....	55395	93.78

Were you unable to make up your mind about things you ordinarily have no trouble deciding about?

(YD26S)

YOWRDCSN¹

Len : 2 WHEN PRBLMS WORST UNABLE TO MAKE DECISIONS

	Freq	Pct
1 = Yes.....	2167	3.67
2 = No.....	1093	1.85
85 = BAD DATA Logically assigned.....	1	0.00
94 = DON'T KNOW.....	60	0.10
97 = REFUSED.....	3	0.01
98 = BLANK (NO ANSWER).....	350	0.59
99 = LEGITIMATE SKIP.....	55395	93.78

Did you feel that you were not as good as other people nearly every day?

(YD26U)

YOWRNOGD¹

Len : 2 WHEN PRBLMS WRST FEEL NOT AS GOOD AS OTHER PEOPLE

	Freq	Pct
1 = Yes.....	2820	4.77
2 = No.....	468	0.79
85 = BAD DATA Logically assigned.....	1	0.00
94 = DON'T KNOW.....	26	0.04
97 = REFUSED.....	9	0.02
98 = BLANK (NO ANSWER).....	350	0.59
99 = LEGITIMATE SKIP.....	55395	93.78

Did you feel totally worthless nearly every day?

(YD26V)

YOWRWRTH¹

Len : 2 WHEN PRBLMS WORST FEEL TOTALLY WORTHLESS EVERYDAY

	Freq	Pct
1 = Yes.....	2207	3.74
2 = No.....	590	1.00
85 = BAD DATA Logically assigned.....	1	0.00
94 = DON'T KNOW.....	18	0.03
97 = REFUSED.....	5	0.01
98 = BLANK (NO ANSWER).....	385	0.65
99 = LEGITIMATE SKIP.....	55863	94.57

ADOLESCENT DEPRESSION

(D_MDEA1Y)
YO_MDEA1¹

Len : 2 SAD/EMPTY/DEPRESSED MOST OF DAY OR DISCOURAGED

	Freq	Pct
1 = Has symptom.....	3038	5.14
2 = Does not have symptom.....	385	0.65
94 = DON'T KNOW.....	26	0.04
97 = REFUSED.....	7	0.01
98 = OTHER MISSING/NOT APPLICABLE.....	8513	14.41
99 = LEGITIMATE SKIP.....	47100	79.74

(D_MDEA2Y)
YO_MDEA2¹

Len : 2 LOST INTEREST OR PLEASURE IN MOST THINGS

	Freq	Pct
1 = Has symptom.....	3185	5.39
2 = Does not have symptom.....	312	0.53
85 = BAD DATA Logically assigned.....	1	0.00
94 = DON'T KNOW.....	41	0.07
97 = REFUSED.....	8	0.01
98 = OTHER MISSING/NOT APPLICABLE.....	8422	14.26
99 = LEGITIMATE SKIP.....	47100	79.74

(D_MDEA3Y)
YO_MDEA3¹

Len : 2 CHANGES IN APPETITE OR WT

	Freq	Pct
1 = Has symptom.....	2621	4.44
2 = Does not have symptom.....	605	1.02
85 = BAD DATA Logically assigned.....	1	0.00
94 = DON'T KNOW.....	88	0.15
97 = REFUSED.....	9	0.02
98 = OTHER MISSING/NOT APPLICABLE.....	8645	14.64
99 = LEGITIMATE SKIP.....	47100	79.74

(D_MDEA4Y)
YO_MDEA4¹

Len : 2 SLEEP PROBLEMS

	Freq	Pct
1 = Has symptom.....	3043	5.15
2 = Does not have symptom.....	254	0.43
85 = BAD DATA Logically assigned.....	1	0.00
94 = DON'T KNOW.....	23	0.04
97 = REFUSED.....	3	0.01
98 = OTHER MISSING/NOT APPLICABLE.....	8645	14.64
99 = LEGITIMATE SKIP.....	47100	79.74

(D_MDEA5Y)
YO_MDEA5¹

Len : 2 OTHERS NOTICED THAT R WAS RESTLESS OR LETHARGIC

	Freq	Pct
1 = Has symptom.....	1349	2.28
2 = Does not have symptom.....	1920	3.25
85 = BAD DATA Logically assigned.....	1	0.00
94 = DON'T KNOW.....	54	0.09
98 = OTHER MISSING/NOT APPLICABLE.....	8645	14.64
99 = LEGITIMATE SKIP.....	47100	79.74

(D_MDEA6Y)
YO_MDEA6¹

Len : 2 FELT TIRED/LOW ENERGY NEARLY EVERY DAY

	Freq	Pct
1 = Has symptom.....	3052	5.17
2 = Does not have symptom.....	254	0.43
85 = BAD DATA Logically assigned.....	1	0.00
94 = DON'T KNOW.....	13	0.02
97 = REFUSED.....	4	0.01
98 = OTHER MISSING/NOT APPLICABLE.....	8645	14.64
99 = LEGITIMATE SKIP.....	47100	79.74

ADOLESCENT DEPRESSION

(D_MDEA7Y)
YO_MDEA7¹

Len : 2 FELT WORTHLESS NEARLY EVERY DAY

	Freq	Pct
1 = Has symptom.....	2207	3.74
2 = Does not have symptom.....	1093	1.85
85 = BAD DATA Logically assigned.....	1	0.00
94 = DON'T KNOW.....	18	0.03
97 = REFUSED.....	5	0.01
98 = OTHER MISSING/NOT APPLICABLE.....	8645	14.64
99 = LEGITIMATE SKIP.....	47100	79.74

(D_MDEA8Y)
YO_MDEA8¹

Len : 2 INABILITY TO CONCENTRATE OR MAKE DECISIONS

	Freq	Pct
1 = Has symptom.....	3045	5.15
2 = Does not have symptom.....	252	0.43
85 = BAD DATA Logically assigned.....	1	0.00
94 = DON'T KNOW.....	24	0.04
97 = REFUSED.....	2	0.00
98 = OTHER MISSING/NOT APPLICABLE.....	8645	14.64
99 = LEGITIMATE SKIP.....	47100	79.74

(DSMMDEAY)
YODSMMDE¹

Len : 2 SCORE OF SYMPTOM INDICATORS 1 THRU 9

	Freq	Pct
1 = Has 5 or more symptoms.....	3080	5.21
2 = Has less than 5 symptoms.....	432	0.73
85 = BAD DATA Logically assigned.....	1	0.00
94 = SUM OF SYMPTOMS AND DON'T KNOW >=5.....	28	0.05
97 = SUM OF SYMPTOMS AND REFUSED >=5.....	6	0.01
98 = OTHER MISSING/NOT APPLICABLE.....	8422	14.26
99 = LEGITIMATE SKIP.....	47100	79.74

You mentioned having some of the problems I just asked you about.

During that [TIMEFILL] period of time, how much did your [FEELNOUN] interfere or cause problems with your school work, your job, or your relationships with family and friends?

(YD28)
YOPBINTF¹

Len : 2 WHEN PRBLMS WORST INTERFERE WITH SCHL/ PRSNL LIFE

	Freq	Pct
1 = Not at all.....	140	0.24
2 = A little.....	542	0.92
3 = Some.....	967	1.64
4 = A lot.....	973	1.65
5 = Extremely.....	495	0.84
85 = BAD DATA Logically assigned.....	1	0.00
94 = DON'T KNOW.....	9	0.02
97 = REFUSED.....	8	0.01
98 = BLANK (NO ANSWER).....	376	0.64
99 = LEGITIMATE SKIP.....	55558	94.06

During that [TIMEFILL] period of time, how often were you unable to carry out your daily activities or to take care of yourself because of these problems with your mood?

(YD28A)
YOPBDLYA¹

Len : 2 WHEN PRBLMS WORST UNABLE TO CARRY OUT DLY ACTVTS

	Freq	Pct
1 = Often.....	887	1.50
2 = Sometimes.....	1366	2.31
3 = Not very often.....	578	0.98
4 = Never.....	143	0.24
94 = DON'T KNOW.....	13	0.02
97 = REFUSED.....	7	0.01
98 = BLANK (NO ANSWER).....	377	0.64
99 = LEGITIMATE SKIP.....	55698	94.29

ADOLESCENT DEPRESSION

Think of the very first period of time in your life lasting two weeks or longer when you [FEELFILL] and also had some of the other problems we just asked about.

Can you remember your exact age?

(YD37)

YOPBRMBR¹

Len : 2 RMBR AGE WHEN FIRST 2+ WK PERIOD OF TIME STARTED

	Freq	Pct
1 = Yes.....	1812	3.07
2 = No.....	1290	2.18
85 = BAD DATA Logically assigned.....	1	0.00
94 = DON'T KNOW.....	27	0.05
97 = REFUSED.....	5	0.01
98 = BLANK (NO ANSWER).....	376	0.64
99 = LEGITIMATE SKIP.....	55558	94.06

How old were you?

(YD37A, YD37B)

YOPBAGE¹

Len : 3 AGE WHEN FIRST 2+ WK PERIOD OF TIME STARTED

	Freq	Pct
RANGE = 1 - 17.....	2943	4.98
994 = DON'T KNOW.....	173	0.29
997 = REFUSED.....	13	0.02
998 = BLANK (NO ANSWER).....	382	0.65
999 = LEGITIMATE SKIP.....	55558	94.06

In your entire life, how many times did you feel [FEELNOUN] for two weeks or longer while also having some of the other problems we asked about?

If you are not sure of your answer, just make your best guess.

(YD52)

YOPBNUM¹

Len : 4 # TIMES FELT THIS WAY FOR 2 WKS/LNGR DURING LIFE

	Freq	Pct
RANGE = 1 - 1000.....	2639	4.47
9985 = BAD DATA Logically assigned.....	1	0.00
9994 = DON'T KNOW.....	446	0.76
9997 = REFUSED.....	49	0.08
9998 = BLANK (NO ANSWER).....	376	0.64
9999 = LEGITIMATE SKIP.....	55558	94.06

In the past 12 months, did you have a period of time when you felt [FEELNOUN] for two weeks or longer while also having some of the other problems we asked about?

(YD38)

YOPB2WK¹

Len : 2 FELT THIS WAY 2 WKS+ W/OTH PRBS DURING PST 12 MOS

	Freq	Pct
1 = Yes.....	2303	3.90
2 = No.....	771	1.31
85 = BAD DATA Logically assigned.....	1	0.00
94 = DON'T KNOW.....	48	0.08
97 = REFUSED.....	12	0.02
98 = BLANK (NO ANSWER).....	376	0.64
99 = LEGITIMATE SKIP.....	55558	94.06

ADOLESCENT DEPRESSION

NOTE: Beginning with the 2008 survey, the questions corresponding to the variables YOPSHMGT, YOPSWORK, YOPSRELS, and YOPSSOC no longer allow respondents to choose the category 95 (ACTIVITY DOES NOT APPLY).

Think about the time in the past 12 months when [NUMPROBS] with your mood [WASWERE] the worst.

Using the 0 to 10 scale shown below, where 0 means no problems and 10 means very severe problems, select the number that describes how much your [FEELNOUN] caused problems with your ability to do each of the following activities during that time. You can use any number between 0 and 10 to answer.

How much did your [FEELNOUN] cause problems with your chores at home?

(YD66A)

YOPSHMGT¹

Len : 2 HOW MUCH DID FEELINGS INTERFERE WITH HOME CHORES

	Freq	Pct
0 = No Problems	89	0.15
1 = Mild - 1	65	0.11
2 = Mild - 2	136	0.23
3 = Mild - 3	191	0.32
4 = Moderate - 4	191	0.32
5 = Moderate - 5	350	0.59
6 = Moderate - 6	398	0.67
7 = Severe - 7	323	0.55
8 = Severe - 8	282	0.48
9 = Severe - 9	100	0.17
10 = Very Severe Problems.....	149	0.25
85 = BAD DATA Logically assigned	1	0.00
94 = DON'T KNOW	19	0.03
97 = REFUSED	10	0.02
98 = BLANK (NO ANSWER)	436	0.74
99 = LEGITIMATE SKIP.....	56329	95.36

During that time in the past 12 months when your [FEELNOUN] was worst, how much did this cause problems with your ability to do well at school or work?

You can use any number between 0 and 10 to answer.

(YD66B)

YOPSWORK¹

Len : 2 HOW MCH DID FLNGS INTRFR W/ABLTY TO DO WLL SCH/WK

	Freq	Pct
0 = No Problems	77	0.13
1 = Mild - 1	65	0.11
2 = Mild - 2	134	0.23
3 = Mild - 3	190	0.32
4 = Moderate - 4	186	0.31
5 = Moderate - 5	289	0.49
6 = Moderate - 6	257	0.44
7 = Severe - 7	290	0.49
8 = Severe - 8	316	0.53
9 = Severe - 9	201	0.34
10 = Very Severe Problems.....	271	0.46
85 = BAD DATA Logically assigned	1	0.00
94 = DON'T KNOW	17	0.03
97 = REFUSED	10	0.02
98 = BLANK (NO ANSWER)	436	0.74
99 = LEGITIMATE SKIP.....	56329	95.36

ADOLESCENT DEPRESSION

How much did your [FEELNOUN] cause problems with your ability to get along with your family during that time?

You can use any number between 0 and 10 to answer.

(YD66C)

YOPSRELS¹

Len : 2 HOW MUCH DID FLNGS INTRFR W/GETTING ALONG W/FAM

	Freq	Pct
0 = No Problems	80	0.14
1 = Mild - 1	60	0.10
2 = Mild - 2	131	0.22
3 = Mild - 3	183	0.31
4 = Moderate - 4	212	0.36
5 = Moderate - 5	302	0.51
6 = Moderate - 6	282	0.48
7 = Severe - 7	299	0.51
8 = Severe - 8	282	0.48
9 = Severe - 9	203	0.34
10 = Very Severe Problems.....	244	0.41
85 = BAD DATA Logically assigned	1	0.00
94 = DON'T KNOW	17	0.03
97 = REFUSED	8	0.01
98 = BLANK (NO ANSWER)	436	0.74
99 = LEGITIMATE SKIP.....	56329	95.36

How much did your [FEELNOUN] cause problems with your social life during that time?

You can use any number between 0 and 10 to answer.

(YD66D)

YOPSSOC¹

Len : 2 HOW MUCH DID FEELINGS INTERFERE WITH SOCIAL LIFE

	Freq	Pct
0 = No Problems	55	0.09
1 = Mild - 1	44	0.07
2 = Mild - 2	104	0.18
3 = Mild - 3	141	0.24
4 = Moderate - 4	187	0.32
5 = Moderate - 5	249	0.42
6 = Moderate - 6	284	0.48
7 = Severe - 7	317	0.54
8 = Severe - 8	326	0.55
9 = Severe - 9	232	0.39
10 = Very Severe Problems.....	332	0.56
85 = BAD DATA Logically assigned	1	0.00
94 = DON'T KNOW	23	0.04
97 = REFUSED	9	0.02
98 = BLANK (NO ANSWER)	436	0.74
99 = LEGITIMATE SKIP.....	56329	95.36

NOTE: Beginning with the 2008 survey, respondents who answered "don't know" or "refused" to questions corresponding to the variables YOPSHMGT, YOPSWORK, YOPSRELS, and YOPSSOC are no longer asked the question corresponding to YOPSDAYS unless they entered a response of 1 to 10 in at least one of the other questions corresponding to YOPSHMGT through YOPSSOC.

About how many days out of 365 in the past 12 months were you totally unable to go to school or work or carry out your normal activities because of your [FEELNOUN]?

You can use any number between 0 and 365 to answer.

(YD68)

YOPSDAYS¹

Len : 3 # DYS UNABLE TO WORK/CARRY OUT DLY ACT PST 12 MOS

	Freq	Pct
RANGE = 0 - 365	2113	3.58
985 = BAD DATA Logically assigned	1	0.00
994 = DON'T KNOW	150	0.25
997 = REFUSED	15	0.03
998 = BLANK (NO ANSWER).....	455	0.77
999 = LEGITIMATE SKIP.....	56335	95.37

ADOLESCENT DEPRESSION

Here is a list of professionals some people talk to about the problems we have been asking about:

- General practitioner or family doctor
- Other medical doctor like a cardiologist, gynecologist, urologist
- Psychologist
- Psychiatrist or psychotherapist
- Social Worker
- Counselor
- Other mental health professional, like a mental health nurse
- A nurse, occupational therapist, or other health professional
- A religious or spiritual advisor like a minister, priest, or rabbi
- Another healer, like an herbalist, chiropractor, acupuncturist, or massage therapist

At any time in the past 12 months, did you see or talk to a medical doctor or other professional about your [FEELNOUN]?

(YD86)

YOSEEDOC¹

Len : 2 SEE/TALK TO A DR/OTH PROF ABT FEELINGS PAST 12 MOS

	Freq	Pct
1 = Yes.....	1248	2.11
2 = No.....	1852	3.14
85 = BAD DATA Logically assigned.....	1	0.00
94 = DON'T KNOW.....	24	0.04
97 = REFUSED.....	10	0.02
98 = BLANK (NO ANSWER).....	376	0.64
99 = LEGITIMATE SKIP.....	55558	94.06

During the past 12 months, which professionals did you see or talk to about [NUMPROBS] with your mood?

(YD86A)

YOAMDOC¹

Len : 2 GEN/FAM DOC TALKED W/ABT FEELINGS PAST 12 MOS

	Freq	Pct
1 = Response entered.....	396	0.67
6 = Response not entered.....	836	1.42
85 = BAD DATA Logically assigned.....	1	0.00
94 = DON'T KNOW.....	12	0.02
97 = REFUSED.....	14	0.02
98 = BLANK (NO ANSWER).....	400	0.68
99 = LEGITIMATE SKIP.....	57410	97.19

(YD86A)

YOOTHDOC¹

Len : 2 OTH DR TALKED W/ABOUT FEELINGS PAST 12 MOS

	Freq	Pct
1 = Response entered.....	51	0.09
3 = Response entered LOGICALLY ASSIGNED.....	1	0.00
6 = Response not entered.....	1180	2.00
94 = DON'T KNOW.....	12	0.02
97 = REFUSED.....	14	0.02
98 = BLANK (NO ANSWER).....	401	0.68
99 = LEGITIMATE SKIP.....	57410	97.19

(YD86A)

YOPSYCH¹

Len : 2 PSYCHOLOGIST TALKED W/ABOUT FEELINGS PAST 12 MOS

	Freq	Pct
1 = Response entered.....	416	0.70
6 = Response not entered.....	816	1.38
94 = DON'T KNOW.....	12	0.02
97 = REFUSED.....	14	0.02
98 = BLANK (NO ANSWER).....	401	0.68
99 = LEGITIMATE SKIP.....	57410	97.19

(YD86A)

YOPSYMD¹

Len : 2 PSYCHIATRIST TALKED W/ABOUT FEELINGS PAST 12 MOS

	Freq	Pct
1 = Response entered.....	358	0.61
6 = Response not entered.....	874	1.48
94 = DON'T KNOW.....	12	0.02
97 = REFUSED.....	14	0.02
98 = BLANK (NO ANSWER).....	401	0.68
99 = LEGITIMATE SKIP.....	57410	97.19

ADOLESCENT DEPRESSION

(YD86A)
YOSOCWRK¹

Len : 2 SOCIAL WORKER TALKED W/ABOUT FEELINGS PAST 12 MOS

	Freq	Pct
1 = Response entered	185	0.31
6 = Response not entered	1047	1.77
94 = DON'T KNOW	12	0.02
97 = REFUSED	14	0.02
98 = BLANK (NO ANSWER)	401	0.68
99 = LEGITIMATE SKIP	57410	97.19

(YD86A)
YOCOUNS¹

Len : 2 COUNSELOR TALKED W/ABOUT FEELINGS PAST 12 MOS

	Freq	Pct
1 = Response entered	733	1.24
3 = Response entered LOGICALLY ASSIGNED	2	0.00
6 = Response not entered	497	0.84
94 = DON'T KNOW	12	0.02
97 = REFUSED	14	0.02
98 = BLANK (NO ANSWER)	401	0.68
99 = LEGITIMATE SKIP	57410	97.19

(YD86A)
YOOTHMHP¹

Len : 2 MENTAL PROF TALKED W/ABOUT FEELINGS PAST 12 MOS

	Freq	Pct
1 = Response entered	163	0.28
3 = Response entered LOGICALLY ASSIGNED	2	0.00
6 = Response not entered	1067	1.81
94 = DON'T KNOW	12	0.02
97 = REFUSED	14	0.02
98 = BLANK (NO ANSWER)	401	0.68
99 = LEGITIMATE SKIP	57410	97.19

(YD86A)
YONURSE¹

Len : 2 NURSE ETC.TALKED W/ABOUT FEELINGS PAST 12 MOS

	Freq	Pct
1 = Response entered	229	0.39
3 = Response entered LOGICALLY ASSIGNED	2	0.00
6 = Response not entered	1001	1.69
94 = DON'T KNOW	12	0.02
97 = REFUSED	14	0.02
98 = BLANK (NO ANSWER)	401	0.68
99 = LEGITIMATE SKIP	57410	97.19

(YD86A)
YORELIG¹

Len : 2 RELIGIOUS ADVSR TLKED W/ABOUT FEELINGS PST 12 MOS

	Freq	Pct
1 = Response entered	70	0.12
3 = Response entered LOGICALLY ASSIGNED	1	0.00
6 = Response not entered	1161	1.97
94 = DON'T KNOW	12	0.02
97 = REFUSED	14	0.02
98 = BLANK (NO ANSWER)	401	0.68
99 = LEGITIMATE SKIP	57410	97.19

(YD86A)
YOHERBAL¹

Len : 2 HERBALIST TALKED W/ABOUT FEELINGS PAST 12 MOS

	Freq	Pct
1 = Response entered	21	0.04
6 = Response not entered	1211	2.05
94 = DON'T KNOW	12	0.02
97 = REFUSED	14	0.02
98 = BLANK (NO ANSWER)	401	0.68
99 = LEGITIMATE SKIP	57410	97.19

ADOLESCENT DEPRESSION

(YD86A)

YOOTHHL1

Len : 2 OTH HELP PROF TALKED W/ABOUT FEELINGS PAST 12 MOS

	Freq	Pct
1 = Response entered	82	0.14
6 = Response not entered	1150	1.95
94 = DON'T KNOW	12	0.02
97 = REFUSED	14	0.02
98 = BLANK (NO ANSWER)	401	0.68
99 = LEGITIMATE SKIP	57410	97.19

Are you currently receiving treatment or counseling for [NUMPROBS] with your mood?

(YD86B)

YOTMTNOW1

Len : 2 CURRENTLY RCVNG TREATMENT/COUNSLG FOR MOOD

	Freq	Pct
1 = Yes.....	762	1.29
2 = No.....	481	0.81
85 = BAD DATA Logically assigned	1	0.00
94 = DON'T KNOW	2	0.00
97 = REFUSED	13	0.02
98 = BLANK (NO ANSWER)	400	0.68
99 = LEGITIMATE SKIP	57410	97.19

During the past 12 months, did you take prescription medication that was prescribed for [NUMPROBS]?

(YD86C)

YORX12MO1

Len : 2 TAKE PRES MEDS PRESCRIBED FOR MOOD PAST 12 MONTHS

	Freq	Pct
1 = Yes.....	716	1.21
2 = No.....	2397	4.06
85 = BAD DATA Logically assigned	1	0.00
94 = DON'T KNOW	16	0.03
97 = REFUSED	5	0.01
98 = BLANK (NO ANSWER)	376	0.64
99 = LEGITIMATE SKIP	55558	94.06

Are you currently taking prescription medication that was prescribed for [NUMPROBS]?

(YD86D)

YORXNOW1

Len : 2 CURRENTLY TAKING PRESC MEDS PRESCRIBED FOR MOOD

	Freq	Pct
1 = Yes.....	578	0.98
2 = No.....	137	0.23
85 = BAD DATA Logically assigned	1	0.00
97 = REFUSED	6	0.01
98 = BLANK (NO ANSWER)	392	0.66
99 = LEGITIMATE SKIP	57955	98.11

During the past 12 months, how much has this prescription medication helped you?

(YD86E)

YORXHL1

Len : 2 HOW MUCH HAS PRESC MEDS FOR MOOD HELPED PST 12 MOS

	Freq	Pct
1 = Not at all	99	0.17
2 = A little.....	125	0.21
3 = Some.....	175	0.30
4 = A lot.....	209	0.35
5 = Extremely	98	0.17
85 = BAD DATA Logically assigned	1	0.00
94 = DON'T KNOW	10	0.02
97 = REFUSED	5	0.01
98 = BLANK (NO ANSWER)	392	0.66
99 = LEGITIMATE SKIP	57955	98.11

ADOLESCENT DEPRESSION

During the past 12 months, how much has treatment or counseling helped you?

(YD86F)

[YOTMTHLP¹](#)

Len : 2 HOW MUCH HAS TRMT/COUNSLG HELPED PST 12 MOS

	Freq	Pct
1 = Not at all	186	0.31
2 = A little.....	265	0.45
3 = Some.....	325	0.55
4 = A lot.....	313	0.53
5 = Extremely	147	0.25
85 = BAD DATA Logically assigned	1	0.00
94 = DON'T KNOW	9	0.02
97 = REFUSED	13	0.02
98 = BLANK (NO ANSWER)	400	0.68
99 = LEGITIMATE SKIP.....	57410	97.19

RECODED ADOLESCENT DEPRESSION

RECODED ADOLESCENT DEPRESSION

NOTE: The variables in this section are recoded variables that were created from one or more of the edited or recoded variables from the preceding sections.

NOTE: Certain source variables that were used to create recoded variables have valid values that might not have been reported or assigned for the current survey year. However, these values have been included in the general specifications in the codebook on how the recoded variables were created. See additional details about this issue in the Organization of the Data File section of this codebook introduction.

NOTE: Respondents were administered separate age-appropriate depression modules designed to measure whether or not respondents had experienced a major depressive episode (MDE) in their lifetime and past year. All adolescent (youth) respondents aged 12 to 17 were asked questions from the Adolescent Depression section. All adults aged 18 or older were administered the questions in the Adult Depression section.

Additional details on these adolescent depression recoded variables are provided in the Recoded Adolescent Depression Variable Documentation Appendix.

The following variable, YMDELТ, classifies an adolescent as having a major depressive episode (MDE) in their lifetime, YMDELТ=1, if they reported experiencing at least 5 out of the 9 criteria used to define an adolescent as having had MDE in their lifetime, where at least one of the criteria is a depressed mood or loss of interest or pleasure in daily activities (YODSMMDE=1). An adolescent was classified as NOT having a major depressive episode (MDE) in their lifetime, YMDELТ=2, if they met either of these conditions.

- Reported experiencing fewer than five out of the nine criteria used to define an adolescent as having had MDE in their lifetime (YODSMMDE=2).
- If the number of criteria used to define an adolescent as having had MDE in their lifetime is unknown (YODSMMDE=94, 97, 98) and the respondent reported at least one of the following:
 - Never having had a period of time lasting several days or longer when felt sad, empty, or depressed (YODPREV=2), discouraged or hopeless about how things were going in life (YODSCEV=2), and lost interest and became bored with most things usually enjoyable (YOLOSEV=2).
 - Experienced the feelings in (i), but they did not last most of the day, almost every day for two weeks or longer [YOLSI2WK=2 or YODPR2WK=2].
 - Experienced the feelings in (i) most of the day, almost every day for two weeks or longer, but the feelings lasted less than an hour when mood was most severe and frequent (YOWRHRS=1).
 - Experienced the feelings in (i) most of the day, almost every day for two weeks or longer for at least an hour during those times when mood was most severe and frequent, but the bad feelings were mild (YOWRDST=1), there was never a time when you felt so bad that nothing could cheer you up (YOWRCHR=4), and there was never a time when you felt so bad that you could not carry out your daily activities (YOWRIMP=4).
 - Experienced the feelings in (i) most of the day, almost every day for two weeks or longer for at least an hour with bad feelings that were more than mild or at some point could not be cheered up or could not carry out daily activities, but never had any other problems during those weeks, such as changes in sleep, eating, energy, the ability to keep mind on things, or feeling badly about self (YODPPROB=2).

(YODPPROB, YODPR2WK, YODPREV, YODSCEV, YODSMMDE, YOLOSEV, YOLSI2WK, YOWRCHR, YOWRDST, YOWRHRS, YOWRIMP)
YMDELТ Len : 1 RC-YOUTH: LIFETIME MAJOR DEPRESSIVE EPISODE (MDE)

	Freq	Pct
. = Aged 18+/Unknown (Otherwise).....	47490	80.40
1 = Yes (YODSMMDE=1).....	3080	5.21
2 = No (See comment above).....	8499	14.39

(YMDELТ, YOPB2WK)
YMDEYR Len : 1 RC-YOUTH: PAST YEAR MAJOR DEPRESSIVE EPISODE (MDE)

	Freq	Pct
. = Aged 18+/Unknown (Otherwise).....	47543	80.49
1 = Yes (YMDELТ=1 & YOPB2WK=1).....	2283	3.86
2 = No (YMDELТ=2 or [YMDELТ=1 & YOPB2WK=2]).....	9243	15.65

NOTE: The following three recoded variables define if a respondent had co-occurring major depressive episode and a use disorder. Specific information about the DSM-5 use disorder criteria used in these recoded variables can be found in the Nicotine Dependence and Substance Use Disorder Appendix.

(IRPYUD5ALC, YMDEYR)
YMDEAUD5YR Len : 1 RC-YOUTH: PAST YEAR MDE AND ALC USE DISORDER-DSM-5

	Freq	Pct
. = Aged 18+/Unknown MDE(YMDEYR=.).....	47543	80.49
0 = No (YMDEYR=2 or IRPYUD5ALC=0).....	11341	19.20
1 = Yes (YMDEYR=1 & IRPYUD5ALC=1).....	185	0.31

RECODED ADOLESCENT DEPRESSION

(UD5ILLANY, YMDEYR)

<u>YMIUD5YANY</u>	Len : 1 RC-YOUTH: PY MDE AND ILL DRUG USE DISORDER-DSM-5 - ANY		
	. = Aged 18+/Unknown MDE(YMDEYR=.).....	Freq	Pct
	0 = No (YMDEYR=2 or UD5ILLANY=0).....	47543	80.49
	1 = Yes (YMDEYR=1 & UD5ILLANY =1).....	11118	18.82
		408	0.69

(UD5ILALANY, YMDEYR)

<u>YMSUD5YANY</u>	Len : 1 RC-YOUTH: PY MDE AND SUB USE DISORDER-DSM-5 - ANY		
	. = Aged 18+/Unknown MDE(YMDEYR=.).....	Freq	Pct
	0 = No (YMDEYR=2 or UD5ILALANY=0).....	47543	80.49
	1 = Yes (YMDEYR=1 & UD5ILALANY =1).....	11040	18.69
		486	0.82

NOTE: The following two recoded variables define if a respondent had major depressive episode and/or a substance use disorder. YMDERSUD5ANY and YMDESUD5ANYO are based on DSM-5 SUD estimates including prescription drug use data from all past year users of prescription drugs. These recodes replace variables YMDEORSUD5 and YMDESUD5ONL, and were used starting with the 2021 First Findings Report appendix tables.

(UD5ILALANY, YMDEYR)

<u>YMDERSUD5ANY</u>	Len : 1 RC-YTH: MDE OR SUBSTANCE USE DISORDER-PAST YEAR-DSM-5-ANY		
	. = Aged 18+/Unknown MDE(YMDEYR=. and UD5ILALANY=0).....	Freq	Pct
	0 = No (YMDEYR=2 and UD5ILALANY=0).....	47490	80.40
	1 = Yes (YMDEYR =1 or UD5ILALANY=1).....	8647	14.64
		2932	4.96

(UD5ILALANY, YMDEYR)

<u>YMDESUD5ANYO</u>	Len : 1 RC-YTH:ONLY MDE, ONLY SUD, BOTH, OR NEITHER-PY-DSM-5-ANY		
	. = Aged 18+/Unknown MDE(YMDEYR=.).....	Freq	Pct
	1 = SUD only, no MDE (YMDEYR=2 and UD5ILALANY=1).....	47543	80.49
	2 = MDE only, no SUD (YMDEYR =1 and UD5ILALANY=0).....	596	1.01
	3 = SUD and MDE (YMDEYR=1 and UD5ILALANY=1).....	1797	3.04
	4 = Neither SUD or MDE (YMDEYR=2 and UD5ILALANY=0).....	486	0.82
		8647	14.64

NOTE: The following 25 variables are among all adolescent respondents who were asked the respective questions and are not confined to those respondents who were ultimately classified as having a Major Depressive Episode (MDE) in their lifetime or past year. To produce estimates among adolescents with MDE, the analysis will need to be restricted by either the lifetime MDE variable (YMDELTA) or the past year MDE variable (YMDEYR).

(YOSEEDOC)

<u>YTXMDEYR</u>	Len : 1 RC-YOUTH: SAW OR TALK TO MD/PROF FOR MDE IN PAST YEAR		
	. = Aged 18+/Unknown (Otherwise).....	Freq	Pct
	0 = No (YOSEEDOC=2).....	55969	94.75
	1 = Yes (YOSEEDOC=1).....	1852	3.14
		1248	2.11

(YORX12MO)

<u>YRXMDEYR</u>	Len : 1 RC-YOUTH: USED RX MEDICATION FOR MDE IN PAST YEAR		
	. = Aged 18+/Unknown (Otherwise).....	Freq	Pct
	0 = No (YORX12MO=2).....	55956	94.73
	1 = Yes (YORX12MO=1).....	2397	4.06
		716	1.21

In the following variable, YMDETXRX, an adolescent is defined as having received treatment/counseling if he/she saw or talked to a medical doctor or other professional for MDE.

(YRXMDEYR, YTXMDEYR)

<u>YMDETXRX</u>	Len : 1 RC-YOUTH: RCVD TRT/CNSLG OR RX MED FOR MDE IN PST YR		
	. = Aged 18+/Unknown (Otherwise).....	Freq	Pct
	0 = No (YTXMDEYR=0 and YRXMDEYR=0).....	55965	94.75
	1 = Yes (YTXMDEYR=1 or YRXMDEYR=1).....	1755	2.97
		1349	2.28

RECODED ADOLESCENT DEPRESSION

(YOFAMDOC, YOSEEDOC)

YDOCMD

Len : 1 RC-YOUTH: SAW/TALK TO GEN PRAC/FAM MD ABOUT MDE IN PY

	Freq	Pct
. = Aged 18+/Unknown/Legitimate Skip (Otherwise).....	55985	94.78
0 = No (YOSEEDOC=2 or YOFAMDOC=6)	2688	4.55
1 = Yes (YOFAMDOC=1,3)	396	0.67

(YOOTHDOC, YOSEEDOC)

YOMDMDE

Len : 1 RC-YOUTH: SAW/TALK TO OTHER MD ABOUT MDE IN PAST YEAR

	Freq	Pct
. = Aged 18+/Unknown/Legitimate Skip (Otherwise).....	55985	94.78
0 = No (YOSEEDOC=2 or YOOTHDOC=6).....	3032	5.13
1 = Yes (YOOTHDOC=1,3).....	52	0.09

(YOPSYCH, YOSEEDOC)

YPSY1MDE

Len : 1 RC-YOUTH: SAW/TALK TO PSYCHOLOGIST ABT MDE IN PST YR

	Freq	Pct
. = Aged 18+/Unknown/Legitimate Skip (Otherwise).....	55985	94.78
0 = No (YOSEEDOC=2 or YOPSYCH=6).....	2668	4.52
1 = Yes (YOPSYCH=1,3).....	416	0.70

(YOPSYMD, YOSEEDOC)

YPSY2MDE

Len : 1 RC-YOUTH: SAW/TALK TO PSYCHIATRIST ABT MDE IN PST YR

	Freq	Pct
. = Aged 18+/Unknown/Legitimate Skip (Otherwise).....	55985	94.78
0 = No (YOSEEDOC=2 or YOPSYMD=6).....	2726	4.61
1 = Yes (YOPSYMD=1,3).....	358	0.61

(YOSEEDOC, YOSOCWRK)

YSOCMDE

Len : 1 RC-YOUTH: SAW/TALK TO SOCIAL WORKER ABOUT MDE IN PY

	Freq	Pct
. = Aged 18+/Unknown/Legitimate Skip (Otherwise).....	55985	94.78
0 = No (YOSEEDOC=2 or YOSOCWRK=6)	2899	4.91
1 = Yes (YOSOCWRK=1,3)	185	0.31

(YOCOUNS, YOSEEDOC)

YOUNMDE

Len : 1 RC-YOUTH: SAW/TALK TO COUNSELOR ABOUT MDE IN PST YR

	Freq	Pct
. = Aged 18+/Unknown/Legitimate Skip (Otherwise).....	55985	94.78
0 = No (YOSEEDOC=2 or YOCOUNS=6).....	2349	3.98
1 = Yes (YOCOUNS=1,3).....	735	1.24

(YOOTHMHP, YOSEEDOC)

YOMHMDE

Len : 1 RC-YOUTH: SAW/TALK TO OTH MENT HLTH PROF ABOUT MDE-PY

	Freq	Pct
. = Aged 18+/Unknown/Legitimate Skip (Otherwise).....	55985	94.78
0 = No (YOSEEDOC=2 or [YOOTHMHP=6 & No Writ-in Enter])	2888	4.89
1 = Yes (YOOTHMHP=1,3 or Write-in Response Entered).....	196	0.33

(YONURSE, YOSEEDOC)

YNURSMDE

Len : 1 RC-YOUTH: SAW/TALK TO NURSE/OCC THERA ABOUT MDE IN PY

	Freq	Pct
. = Aged 18+/Unknown/Legitimate Skip (Otherwise).....	55985	94.78
0 = No (YOSEEDOC=2 or YONURSE=6)	2853	4.83
1 = Yes (YONURSE=1,3)	231	0.39

(YORELIG, YOSEEDOC)

YRELMDE

Len : 1 RC-YOUTH: SAW/TALK TO RELIG ADVISOR ABOUT MDE IN PY

	Freq	Pct
. = Aged 18+/Unknown/Legitimate Skip (Otherwise).....	55985	94.78
0 = No (YOSEEDOC=2 or YORELIG=6).....	3013	5.10
1 = Yes (YORELIG=1,3).....	71	0.12

RECODED ADOLESCENT DEPRESSION

(YOHERBAL, YOSEEDOC)

YHBMDE

Len : 1 RC-YOUTH: SAW/TALK TO ANOTHER HEALER ABOUT MDE IN PY

	Freq	Pct
. = Aged 18+/Unknown/Legitimate Skip (Otherwise).....	55985	94.78
0 = No (YOSEEDOC=2 or YOHERBAL=6).....	3063	5.19
1 = Yes (YOHERBAL=1,3).....	21	0.04

The following variable, YHLMDE, indicates whether a youth reported seeing or talking to a health professional about MDE in the past year. Youths were classified as having seen or talked to a health professional, YHLMDE=1, if they reported seeing or talking to any of the following professionals: general practitioner or family doctor (YDOCMDE=1); other medical doctor (YOMDMDE=1); psychologist (YPSY1MDE=1); psychiatrist or psychotherapist (YPSY2MDE=1); social worker (YSOCMDE=1); counselor (YCOUNMDE=1); other mental health professional (YOMHMDE=1); or nurse, occupational therapist, or other health professional (YNURSMDE=1). Respondents were classified as having not seen or talked to a health professional, YHLMDE=0, if they reported not seeing or talking to all of the professionals listed above (source variable=0).

(YCOUNMDE, YDOCMDE, YNURSMDE, YOMDMDE, YOMHMDE, YPSY1MDE, YPSY2MDE, YSOCMDE)

YHLMDE

Len : 1 RC-YOUTH: SAW/TALK TO HEALTH PROF ABOUT MDE IN PST YR

	Freq	Pct
. = Aged 18+/Unknown (Otherwise).....	55985	94.78
0 = No (See comment above).....	1879	3.18
1 = Yes (See comment above).....	1205	2.04

The following variable, YALTMDE, indicates whether a youth reported seeing or talking to an alternative service professional about MDE in the past year. Youths were classified as having seen or talked to an alternative service professional, YALTMDE=1, if they reported seeing or talking to any of the following professionals: religious or spiritual advisor (YRELMDE=1); or herbalist, chiropractor, acupuncturist, or massage therapist (YHBMDE=1). Respondents were classified as having not seen or talked to an alternative service professional, YALTMDE=0, if they reported not seeing or talking to all of the professionals listed above (source variable=0).

(YHBMDE, YRELMDE)

YALTMDE

Len : 1 RC-YOUTH: SAW/TALK TO ALT SERV PROF ABOUT MDE IN PY

	Freq	Pct
. = Aged 18+/Unknown (Otherwise).....	55985	94.78
0 = No (See comment above).....	2996	5.07
1 = Yes (See comment above).....	88	0.15

(YHLMDE, YRXMDEYR)

YMDEHPRX

Len : 1 RC-YOUTH: SAW HEALTH PROF OR RX MED FOR MDE IN PST YR

	Freq	Pct
. = Aged 18+/Unknown (Otherwise).....	55975	94.76
0 = No (YHLMDE=0 and YRXMDEYR=0).....	1779	3.01
1 = Yes (YHLMDE=1 or YRXMDEYR=1).....	1315	2.23

(YHLMDE, YRXMDEYR)

YMDEHPO

Len : 1 RC-YOUTH: SAW HEALTH PROF ONLY FOR MDE IN PAST YEAR

	Freq	Pct
. = Aged 18+/Unknown (Otherwise).....	55976	94.76
0 = No (YHLMDE=0 or YRXMDEYR=1).....	2498	4.23
1 = Yes (YHLMDE=1 and YRXMDEYR=0).....	595	1.01

(YHLMDE, YRXMDEYR)

YMDERXO2

Len : 1 RC-YOUTH: RCVD RX MED, NO HEALTH PROF FOR MDE IN PY

	Freq	Pct
. = Aged 18+/Unknown (Otherwise).....	55965	94.75
0 = No (YRXMDEYR=0 or YHLMDE=1).....	3007	5.09
1 = Yes (YRXMDEYR=1 and YHLMDE=0).....	97	0.16

(YHLMDE, YRXMDEYR)

YMDERHARX

Len : 1 RC-YOUTH: SAW HEALTH PROF AND RX MED FOR MDE IN PY

	Freq	Pct
. = Aged 18+/Unknown (Otherwise).....	55966	94.75
0 = No (YHLMDE=0 or YRXMDEYR=0).....	2497	4.23
1 = Yes (YHLMDE=1 and YRXMDEYR=1).....	606	1.03

RECODED ADOLESCENT DEPRESSION

NOTE: The following four variables make up the four role domains (chores at home, school or work, close relationships with family, and social life) of the Sheehan Disability Scale (SDS), which measures the impact of a disorder on an adolescent's life.

(YOPSHMGT)
YSDSHOME

Len : 1 RC-YOUTH: MDE ROLE IMPAIRMENT - CHORES AT HOME

	Freq	Pct
. = Aged 18+/Unknown/Legitimate Skip (Otherwise).....	56795	96.15
1 = None (YOPSHMGT=0).....	89	0.15
2 = Mild (YOPSHMGT=1,2,3).....	392	0.66
3 = Moderate (YOPSHMGT=4,5,6).....	939	1.59
4 = Severe (YOPSHMGT=7,8,9).....	705	1.19
5 = Very Severe (YOPSHMGT=10).....	149	0.25

(YOPSWORK)
YSDSWRK

Len : 1 RC-YOUTH: MDE ROLE IMPAIRMENT - SCHOOL OR WORK

	Freq	Pct
. = Aged 18+/Unknown/Legitimate Skip (Otherwise).....	56793	96.15
1 = None (YOPSWORK=0).....	77	0.13
2 = Mild (YOPSWORK=1,2,3).....	389	0.66
3 = Moderate (YOPSWORK=4,5,6).....	732	1.24
4 = Severe (YOPSWORK=7,8,9).....	807	1.37
5 = Very Severe (YOPSWORK=10).....	271	0.46

(YOPSRELS)
YSDSREL

Len : 1 RC-YOUTH: MDE ROLE IMPAIRMENT - FAMILY RELATIONSHIPS

	Freq	Pct
. = Aged 18+/Unknown/Legitimate Skip (Otherwise).....	56791	96.14
1 = None (YOPSRELS=0).....	80	0.14
2 = Mild (YOPSRELS=1,2,3).....	374	0.63
3 = Moderate (YOPSRELS=4,5,6).....	796	1.35
4 = Severe (YOPSRELS=7,8,9).....	784	1.33
5 = Very Severe (YOPSRELS=10).....	244	0.41

(YOPSSOC)
YSDSSOC

Len : 1 RC-YOUTH: MDE ROLE IMPAIRMENT - SOCIAL LIFE

	Freq	Pct
. = Aged 18+/Unknown/Legitimate Skip (Otherwise).....	56798	96.16
1 = None (YOPSSOC=0).....	55	0.09
2 = Mild (YOPSSOC=1,2,3).....	289	0.49
3 = Moderate (YOPSSOC=4,5,6).....	720	1.22
4 = Severe (YOPSSOC=7,8,9).....	875	1.48
5 = Very Severe (YOPSSOC=10).....	332	0.56

The following variable, YSDSOVRL, is assigned the maximum level of interference over the four role domains of SDS: chores at home (YSDSHOME), school or work (YSDSWRK), family relationships (YSDSREL), and social life (YSDSSOC).

(YSDSHOME, YSDSREL, YSDSSOC, YSDSWRK)
YSDSOVRL

Len : 1 RC-YOUTH: MAX SEVERITY LEVEL OF MDE ROLE IMPAIRMENT

	Freq	Pct
. = Aged 18+/Unknown/Legitimate Skip (Otherwise).....	56784	96.13
1 = None (See comment above).....	7	0.01
2 = Mild (See comment above).....	61	0.10
3 = Moderate (See comment above).....	495	0.84
4 = Severe (See comment above).....	1147	1.94
5 = Very Severe (See comment above).....	575	0.97

The following variable, MDEIMPY, is derived from the maximum severity level of MDE role impairment (YSDSOVRL) and is restricted to adolescents with past year MDE (YMDEYR).

(YMDEYR, YSDSOVRL)
MDEIMPY

Len : 1 RC-YOUTH: MDE WITH SEVERE ROLE IMPAIRMENT

	Freq	Pct
. = Aged 18+/Unknown (Otherwise).....	47558	80.51
1 = Yes (YMDEYR=1 and YSDSOVRL=4,5).....	1719	2.91
2 = No (YMDEYR=2 or YSDSOVRL=1,2,3).....	9792	16.58

RECODED ADOLESCENT DEPRESSION

NOTE: The following four recoded variables define if a respondent had co-occurring major depressive episode with severe impairment and/or a use disorder. Specific information about the DSM-5 use disorder criteria used in these recoded variables can be found in the Nicotine Dependence and Substance Use Disorder Appendix.

(IRPYUD5ALC, MDEIMPY)

YMDEIMAD5YR Len : 1 RC-YOUTH: PY MDE WITH SEVERE IMP AND ALC USE DISORDER-DSM-5

	Freq	Pct
. = Aged 18+/Unknown MDE Impairment (MDEIMPY=.)	47558	80.51
0 = No (MDEIMPY=2 or IRPYUD5ALC=0).....	11357	19.23
1 = Yes (MDEIMPY=1 & IRPYUD5ALC=1).....	154	0.26

(MDEIMPY, UD5ILLANY)

YMIMISYANY Len : 1 RC-YOUTH: PY MDE W/ SEV IMPAIR & ILL DRG USE DIS-DSM-5-ANY

	Freq	Pct
. = Aged 18+/Unknown MDE Impairment (MDEIMPY=.)	47558	80.51
0 = No (MDEIMPY=2 or UD5ILLANY=0).....	11164	18.90
1 = Yes (MDEIMPY=1 & UD5ILLANY =1).....	347	0.59

(MDEIMPY, UD5ILALANY)

YMIMR5YANY Len : 1 RC-YOUTH: PY MDE W/ SEV IMPAIR OR SUB USE DIS-DSM-5 - ANY

	Freq	Pct
. = Aged 18+/Unknown MDE Impairment (MDEIMPY=. and UD5ILALANY=0)	47504	80.42
0 = No (MDEIMPY=2 & UD5ILALANY=0).....	9117	15.43
1 = Yes (MDEIMPY =1 or UD5ILALANY=1).....	2448	4.14

(MDEIMPY, UD5ILALANY)

YMIMS5YANY Len : 1 RC-YOUTH: PY MDE W/ SEV IMPAIR AND SUB USE DIS-DSM-5 - ANY

	Freq	Pct
. = Aged 18+/Unknown MDE Impairment (MDEIMPY=.)	47558	80.51
0 = No (MDEIMPY=2 or UD5ILALANY=0).....	11105	18.80
1 = Yes (MDEIMPY=1 & UD5ILALANY =1).....	406	0.69

MENTAL HEALTH SERVICES UTILIZATION

MENTAL HEALTH SERVICES UTILIZATION

During the past 12 months, did you seek professional counseling, medication, or other treatment for your mental health, emotions, or behavior?

NOTE: This question is asked of respondents who did not report receiving any of the treatments in the past 12 months for mental health, emotions, or behavior.

(TXMHSEK)

MHTSEEKTX

Len : 2 DID SEEK TRMT FOR MENTAL HEALTH (NOT RCVD TRMT)-PST 12 MOS

	Freq	Pct
1 = Yes.....	583	0.99
2 = No.....	41010	69.43
11 = Yes (unknown receipt of treatment).....	14	0.02
12 = No (unknown receipt of treatment).....	387	0.66
94 = DON'T KNOW.....	71	0.12
97 = REFUSED.....	92	0.16
98 = BLANK (NO ANSWER).....	923	1.56
99 = LEGITIMATE SKIP.....	15989	27.07

During the past 12 months, did you think you should get professional counseling, medication, or other treatment for your mental health, emotions, or behavior?

NOTE: This question is asked of respondents who did not report receiving any of the treatments in the past 12 months for mental health, emotions, or behavior, and did not report seeking treatment in the past 12 months for mental health, emotions, or behavior.

(TXMHGET)

MHTSHLDTX

Len : 2 THOUGHT SHLD GET MNTL HLTH TRMT (NOT RCVD TRMT)-PST 12 MOS

	Freq	Pct
1 = Yes.....	3147	5.33
2 = No.....	37793	63.98
11 = Yes (unknown receipt of treatment).....	24	0.04
12 = No (unknown receipt of treatment).....	358	0.61
94 = DON'T KNOW.....	123	0.21
97 = REFUSED.....	113	0.19
98 = BLANK (NO ANSWER).....	925	1.57
99 = LEGITIMATE SKIP.....	16586	28.08

There may be many reasons you did not get [additional] treatments during the past 12 months.

For each statement, please mark whether or not it was one of the reasons why you did not get [additional] professional counseling, medication or other treatment for your mental health, emotions, or behavior.

You thought it would cost too much.

(TXMHNOA)

MHTUNCOST

Len : 2 UNMET MH TRMT NEED: TREATMENT COST TOO MUCH

	Freq	Pct
1 = Yes.....	1845	3.12
2 = No.....	2011	3.40
94 = DON'T KNOW.....	23	0.04
97 = REFUSED.....	8	0.01
98 = BLANK (NO ANSWER).....	1191	2.02
99 = LEGITIMATE SKIP.....	53991	91.40

You did not have health insurance coverage for mental health treatment.

(TXMHNOB)

MHTUNINSCV

Len : 2 UNMET MH TRMT NEED: NO HEALTH INSURANCE COVERAGE FOR TRMT

	Freq	Pct
1 = Yes.....	855	1.45
2 = No.....	2736	4.63
94 = DON'T KNOW.....	284	0.48
97 = REFUSED.....	12	0.02
98 = BLANK (NO ANSWER).....	1191	2.02
99 = LEGITIMATE SKIP.....	53991	91.40

MENTAL HEALTH SERVICES UTILIZATION

Your health insurance would not pay enough of the costs for treatment.

(TXMHNOC)

MHTUNENFCV

Len : 2 UNMET MH TRMT NEED: HEALTH INSURANCE DID NOT COVER ENOUGH

	Freq	Pct
1 = Yes.....	942	1.59
2 = No.....	2537	4.29
94 = DON'T KNOW.....	398	0.67
97 = REFUSED.....	9	0.02
98 = BLANK (NO ANSWER).....	1192	2.02
99 = LEGITIMATE SKIP.....	53991	91.40

You did not know how or where to get treatment.

(TXMHNOD)

MHTUNWHER

Len : 2 UNMET TRMT NEED: DID NOT KNOW HOW/WHERE TO GET TREATMENT

	Freq	Pct
1 = Yes.....	1761	2.98
2 = No.....	2107	3.57
94 = DON'T KNOW.....	11	0.02
97 = REFUSED.....	7	0.01
98 = BLANK (NO ANSWER).....	1192	2.02
99 = LEGITIMATE SKIP.....	53991	91.40

You could not find a treatment program or health care professional you wanted to go to.

(TXMHNOE)

MHTUNNOFND

Len : 2 UNMET MH TRMT NEED: COULD NOT FIND PREFERRED PROVIDER

	Freq	Pct
1 = Yes.....	1365	2.31
2 = No.....	2378	4.03
94 = DON'T KNOW.....	127	0.22
97 = REFUSED.....	16	0.03
98 = BLANK (NO ANSWER).....	1192	2.02
99 = LEGITIMATE SKIP.....	53991	91.40

There were no openings in the treatment program or with the health care professional you wanted to go to.

(TXMHNOF)

MHTUNNOOPN

Len : 2 UNMET MH TRMT NEED: NO OPENINGS WITH PREFERRED PROVIDER

	Freq	Pct
1 = Yes.....	479	0.81
2 = No.....	3197	5.41
94 = DON'T KNOW.....	193	0.33
97 = REFUSED.....	17	0.03
98 = BLANK (NO ANSWER).....	1192	2.02
99 = LEGITIMATE SKIP.....	53991	91.40

You had problems with things like transportation, childcare, or getting appointments at times that worked for you.

(TXMHNOG)

MHTUNPROBS

Len : 2 UNMET MH TRMT NEED: PROB W/TRANS, CHILD CARE, APPT TIMES

	Freq	Pct
1 = Yes.....	864	1.46
2 = No.....	2940	4.98
94 = DON'T KNOW.....	65	0.11
97 = REFUSED.....	17	0.03
98 = BLANK (NO ANSWER).....	1192	2.02
99 = LEGITIMATE SKIP.....	53991	91.40

MENTAL HEALTH SERVICES UTILIZATION

You didn't have enough time for treatment.

(TXMHNOH)
MHTUNTIME

Len : 2 UNMET MH TRMT NEED: NOT ENOUGH TIME FOR TREATMENT

	Freq	Pct
1 = Yes.....	1627	2.75
2 = No.....	2186	3.70
94 = DON'T KNOW.....	55	0.09
97 = REFUSED.....	18	0.03
98 = BLANK (NO ANSWER).....	1192	2.02
99 = LEGITIMATE SKIP.....	53991	91.40

You were worried that your information would not be kept private.

(TXMHNOI)
MHTUNPRIV

Len : 2 UNMET MH TRMT NEED: WORRIED THAT INFO NOT KEPT PRIVATE

	Freq	Pct
1 = Yes.....	1106	1.87
2 = No.....	2728	4.62
94 = DON'T KNOW.....	30	0.05
97 = REFUSED.....	22	0.04
98 = BLANK (NO ANSWER).....	1192	2.02
99 = LEGITIMATE SKIP.....	53991	91.40

You were worried about what people would think or say if you got treatment.

(TXMHNOJ)
MHTUNPTHNK

Len : 2 UNMET MH TRMT NEED: WORRIED WHAT PEOPLE WOULD THINK OR SAY

	Freq	Pct
1 = Yes.....	1331	2.25
2 = No.....	2543	4.31
94 = DON'T KNOW.....	8	0.01
97 = REFUSED.....	3	0.01
98 = BLANK (NO ANSWER).....	1193	2.02
99 = LEGITIMATE SKIP.....	53991	91.40

You thought that if people knew you were in treatment bad things would happen, like losing your job, home, or children.

(TXMHNOK)
MHTUNCONSQ

Len : 2 UNMET MH TRMT NEED: WORRIED LOSS OF JOB, HOME, CHILDREN, ETC

	Freq	Pct
1 = Yes.....	408	0.69
2 = No.....	3440	5.82
94 = DON'T KNOW.....	26	0.04
97 = REFUSED.....	10	0.02
98 = BLANK (NO ANSWER).....	1194	2.02
99 = LEGITIMATE SKIP.....	53991	91.40

You were not ready to start treatment.

(TXMHNOL)
MHTUNSTART

Len : 2 UNMET MH TRMT NEED: NOT READY TO START TREATMENT

	Freq	Pct
1 = Yes.....	1854	3.14
2 = No.....	1930	3.27
94 = DON'T KNOW.....	90	0.15
97 = REFUSED.....	10	0.02
98 = BLANK (NO ANSWER).....	1194	2.02
99 = LEGITIMATE SKIP.....	53991	91.40

MENTAL HEALTH SERVICES UTILIZATION

You thought you should have been able to handle your mental health, emotions, or behavior on your own.

(TXMHNOM)
MHTUNHNDL

Len : 2 UNMET MH TRMT NEED: THOUGHT COULD HANDLE MNTHL HLTH ON OWN

	Freq	Pct
1 = Yes.....	2821	4.78
2 = No.....	999	1.69
94 = DON'T KNOW.....	50	0.08
97 = REFUSED.....	14	0.02
98 = BLANK (NO ANSWER).....	1194	2.02
99 = LEGITIMATE SKIP.....	53991	91.40

You thought your family, friends, or religious group wouldn't like it if you got treatment.

(TXMHNON)
MHTUNFLKE

Len : 2 UNMET MH TRMT NEED: FAMILY/FRIENDS/RELIG GROUP WOULDNT LIKE

	Freq	Pct
1 = Yes.....	772	1.31
2 = No.....	3053	5.17
94 = DON'T KNOW.....	41	0.07
97 = REFUSED.....	18	0.03
98 = BLANK (NO ANSWER).....	1194	2.02
99 = LEGITIMATE SKIP.....	53991	91.40

You were afraid of being committed to a hospital or forced into treatment against your will.

(TXMHN00)
MHTUNFORCE

Len : 2 UNMET MH TRMT NEED: WORRIED ABOUT BEING FORCED AGAINST WILL

	Freq	Pct
1 = Yes.....	864	1.46
2 = No.....	2978	5.04
94 = DON'T KNOW.....	29	0.05
97 = REFUSED.....	13	0.02
98 = BLANK (NO ANSWER).....	1194	2.02
99 = LEGITIMATE SKIP.....	53991	91.40

You thought you would be told you needed to take medication.

(TXMHNOP)
MHTUNMED

Len : 2 UNMET MH TRMT NEED: THOUGHT WOULD BE TOLD TO TAKE MEDICATION

	Freq	Pct
1 = Yes.....	1156	1.96
2 = No.....	2683	4.54
94 = DON'T KNOW.....	36	0.06
97 = REFUSED.....	9	0.02
98 = BLANK (NO ANSWER).....	1194	2.02
99 = LEGITIMATE SKIP.....	53991	91.40

You didn't think treatment would help you.

(TXMHN0Q)
MHTUNNOHLP

Len : 2 UNMET MH TRMT NEED: DIDN'T THINK TREATMENT WOULD HELP

	Freq	Pct
1 = Yes.....	1240	2.10
2 = No.....	2534	4.29
94 = DON'T KNOW.....	97	0.16
97 = REFUSED.....	13	0.02
98 = BLANK (NO ANSWER).....	1194	2.02
99 = LEGITIMATE SKIP.....	53991	91.40

MENTAL HEALTH SERVICES UTILIZATION

You thought no one would care if you got better.

(TXMHNOR)
MHTUNCARE

Len : 2 UNMET MH TRMT NEED: NO ONE WOULD CARE IF YOU GOT BETTER

	Freq	Pct
1 = Yes.....	784	1.33
2 = No.....	3032	5.13
94 = DON'T KNOW.....	50	0.08
97 = REFUSED.....	18	0.03
98 = BLANK (NO ANSWER).....	1194	2.02
99 = LEGITIMATE SKIP.....	53991	91.40

IMPUTED MENTAL HEALTH SERVICES UTILIZATION

IMPUTED MENTAL HEALTH SERVICES UTILIZATION

<u>IRMHTSUPPGRP</u>	Len : 1 PARTICIPATED IN SUPPORT GRP FOR MNTHL HLTH - PY - IMP REV		
	0 = No.....	Freq	Pct
	1 = Yes.....	56343	95.39
		2726	4.61
<u>IIMHTSUPPGRP</u>	Len : 1 PARTICIPATED IN SUPPORT GRP FOR MNTHL HLTH - PY - IMP IND		
	1 = Questionnaire data.....	Freq	Pct
	2 = Logically assigned data.....	57928	98.07
	3 = Statistically imputed data.....	2	0.00
		1139	1.93
<u>IRMHTERED</u>	Len : 1 SEEN IN EMERGENCY ROOM/DEPT FOR MNTHL HLTH - PY - IMP REV		
	0 = No.....	Freq	Pct
	1 = Yes.....	58068	98.31
		1001	1.69
<u>IIMHTERED</u>	Len : 1 SEEN IN EMERGENCY ROOM/DEPT FOR MNTHL HLTH - PY - IMP IND		
	1 = Questionnaire data.....	Freq	Pct
	2 = Logically assigned data.....	57976	98.15
	3 = Statistically imputed data.....	4	0.01
		1089	1.84
<u>IRMHTINHOSP</u>	Len : 1 RCVD MNTHL HLTH TRMT AT HOSPITAL AS INPATIENT - PY - IMP REV		
	0 = No.....	Freq	Pct
	1 = Yes.....	58240	98.60
		829	1.40
<u>IIMHTINHOSP</u>	Len : 1 RCVD MNTHL HLTH TRMT AT HOSPITAL AS INPATIENT - PY - IMP IND		
	1 = Questionnaire data.....	Freq	Pct
	2 = Logically assigned data.....	57893	98.01
	3 = Statistically imputed data.....	8	0.01
		1168	1.98
<u>IRMHTINRSMH</u>	Len : 1 RCVD MNTHL HLTH TRMT AT RSDNTL MNTHL HLTH TRMT CTR-PY-IMP REV		
	0 = No.....	Freq	Pct
	1 = Yes.....	58545	99.11
		524	0.89
<u>IIMHTINRSMH</u>	Len : 1 RCVD MNTHL HLTH TRMT AT RSDNTL MNTHL HLTH TRMT CTR-PY-IMP IND		
	1 = Questionnaire data.....	Freq	Pct
	2 = Logically assigned data.....	57900	98.02
	3 = Statistically imputed data.....	1	0.00
		1168	1.98
<u>IRMHTINRHAB</u>	Len : 1 RCVD MNTHL HLTH TRMT AT RSDNTL SUB REHAB/TRMT CTR-PY-IMP REV		
	0 = No.....	Freq	Pct
	1 = Yes.....	58826	99.59
		243	0.41
<u>IIMHTINRHAB</u>	Len : 1 RCVD MNTHL HLTH TRMT AT RSDNTL SUB REHAB/TRMT CTR-PY-IMP IND		
	1 = Questionnaire data.....	Freq	Pct
	3 = Statistically imputed data.....	57922	98.06
		1147	1.94
<u>IRMHTINOPL</u>	Len : 1 RCVD MNTHL HLTH TRMT AT OTHER PLACE AS INPATIENT-PY-IMP REV		
	0 = No.....	Freq	Pct
	1 = Yes.....	58763	99.48
		306	0.52

IMPUTED MENTAL HEALTH SERVICES UTILIZATION

<u>IMHTINOPL</u>	Len : 1 RCVD MNTL HLTH TRMT AT OTHER PLACE AS INPATIENT-PY-IMP IND		
	1 = Questionnaire data	57900	98.02
	2 = Logically assigned data.....	3	0.01
	3 = Statistically imputed data.....	1166	1.97
<u>IRMHTOUTMHCR</u>	Len : 1 RCVD MNTL HLTH TRMT AT OUTPTNT MNTL HLTH TRMT CTR-PY-IMP REV		
	0 = No.....	57152	96.75
	1 = Yes.....	1917	3.25
<u>IMHTOUTMHCR</u>	Len : 1 RCVD MNTL HLTH TRMT AT OUTPTNT MNTL HLTH TRMT CTR-PY-IMP IND		
	1 = Questionnaire data	57851	97.94
	2 = Logically assigned data.....	2	0.00
	3 = Statistically imputed data.....	1216	2.06
<u>IRMHTOUTRHAB</u>	Len : 1 RCVD MNTL HLTH TRMT AT OUTPTNT SUB REHAB/TRMT CTR-PY-IMP REV		
	0 = No.....	58725	99.42
	1 = Yes.....	344	0.58
<u>IMHTOUTRHAB</u>	Len : 1 RCVD MNTL HLTH TRMT AT OUTPTNT SUB REHAB/TRMT CTR-PY-IMP IND		
	1 = Questionnaire data	57891	98.01
	2 = Logically assigned data.....	1	0.00
	3 = Statistically imputed data.....	1177	1.99
<u>IRMHTOUTTHRP</u>	Len : 1 RCVD MNTL HLTH TRMT AT THERAPIST OFFICE - PY - IMP REV		
	0 = No.....	52057	88.13
	1 = Yes.....	7012	11.87
<u>IMHTOUTTHRP</u>	Len : 1 RCVD MNTL HLTH TRMT AT THERAPIST OFFICE - PY - IMP IND		
	1 = Questionnaire data	57855	97.94
	2 = Logically assigned data.....	5	0.01
	3 = Statistically imputed data.....	1209	2.05
<u>IRMHTOUTDOC</u>	Len : 1 RCVD MNTL HLTH TRMT AT GENERAL MEDICAL OFFICE - PY - IMP REV		
	0 = No.....	54297	91.92
	1 = Yes.....	4772	8.08
<u>IMHTOUTDOC</u>	Len : 1 RCVD MNTL HLTH TRMT AT GENERAL MEDICAL OFFICE - PY - IMP IND		
	1 = Questionnaire data	57824	97.89
	2 = Logically assigned data.....	2	0.00
	3 = Statistically imputed data.....	1243	2.10
<u>IRMHTOUTHOSP</u>	Len : 1 RCVD MNTL HLTH TRMT AT HOSPITAL AS OUTPTNT - PY - IMP REV		
	0 = No.....	58265	98.64
	1 = Yes.....	804	1.36
<u>IMHTOUTHOSP</u>	Len : 1 RCVD MNTL HLTH TRMT AT HOSPITAL AS OUTPTNT - PY - IMP IND		
	1 = Questionnaire data	57848	97.93
	2 = Logically assigned data.....	1	0.00
	3 = Statistically imputed data.....	1220	2.07

IMPUTED MENTAL HEALTH SERVICES UTILIZATION

IRMHTOUTSCHL	Len : 1 RCVD MNTL HLTH TRMT AT SCHOOL HEALTH/COUNSELING-PY-IMP REV		
	0 = No.....	56844	96.23
	1 = Yes.....	2225	3.77
IIMHTOUTSCHL	Len : 1 RCVD MNTL HLTH TRMT AT SCHOOL HEALTH/COUNSELING-PY-IMP IND		
	1 = Questionnaire data.....	57841	97.92
	3 = Statistically imputed data.....	1228	2.08
IRMHTOUTOPL	Len : 1 RCVD MNTL HLTH TRMT AT OTHER PLACE AS OUTPTNT-PY- IMP REV		
	0 = No.....	58462	98.97
	1 = Yes.....	607	1.03
IIMHTOUTOPL	Len : 1 RCVD MNTL HLTH TRMT AT OTHER PLACE AS OUTPTNT-PY- IMP IND		
	1 = Questionnaire data.....	57806	97.86
	3 = Statistically imputed data.....	1263	2.14
IRMHTRXMED	Len : 1 USED RX MEDICATION TO HELP WITH MNTL HLTH - PY - IMP REV		
	0 = No.....	49077	83.08
	1 = Yes.....	9992	16.92
IIMHTRXMED	Len : 1 USED RX MEDICATION TO HELP WITH MNTL HLTH - PY - IMP IND		
	1 = Questionnaire data.....	57946	98.10
	3 = Statistically imputed data.....	1123	1.90
IRMHTPHVID	Len : 1 RCVD TRMT BY PHONE/VIDEO FOR MNTL HLTH - PY - IMP REV		
	0 = No.....	50301	85.16
	1 = Yes.....	8768	14.84
IIMHTPHVID	Len : 1 RCVD TRMT BY PHONE/VIDEO FOR MNTL HLTH - PY - IMP IND		
	1 = Questionnaire data.....	57942	98.09
	2 = Logically assigned data.....	14	0.02
	3 = Statistically imputed data.....	1113	1.88
IRMHTPEERSPC	Len : 1 RCVD MNTL HLTH HLP FM PEER SUP SPCLST/RECVY COACH-PY-IMP REV		
	0 = No.....	57928	98.07
	1 = Yes.....	1141	1.93
IIMHTPEERSPC	Len : 1 RCVD MNTL HLTH HLP FM PEER SUP SPCLST/RECVY COACH-PY-IMP IND		
	1 = Questionnaire data.....	57900	98.02
	3 = Statistically imputed data.....	1169	1.98

RECORDED MENTAL HEALTH SERVICES UTILIZATION

RECORDED MENTAL HEALTH SERVICES UTILIZATION

The following variable, MHTINOTHPY, was assigned a positive response if a respondent indicated receiving mental health treatment at some other inpatient location in the past year (IRMHTINOPL=1) and entered a write-in response other than the responses that matched existing categories or did not enter a write-in response.

A negative response was assigned if the respondent met either of these conditions:

1. Received mental health treatment at some other inpatient location in the past year (IRMHTINOPL=1) and their write-in response matched an existing inpatient treatment or other treatment category.
2. Did not receive mental health treatment at some other inpatient location in the past year (IRMHTINOPL=0).

(IRMHTINOPL)

<u>MHTINOTHPY</u>	Len : 1 RC-RCVD MH TRMT AT SOME OTHER PLACE AS AN INPATIENT - PST YR		
		Freq	Pct
	0 = No (See comment above).....	58818	99.58
	1 = Yes (See comment above).....	251	0.42

(IRMHTINHOSP, IRMHTINRHAB, IRMHTINRSMH, MHTINOTHPY)

<u>MHTINPPY</u>	Len : 1 RC-RCVD MENTAL HEALTH TREATMENT AS AN INPATIENT - PAST YEAR		
		Freq	Pct
	0 = No (IRMHTINHOSP, IRMHTINRSMH, IRMHTINRHAB, and MHTINOTHPY=0)	57912	98.04
	1 = Yes (IRMHTINHOSP, IRMHTINRSMH, IRMHTINRHAB, or MHTINOTHPY=1) .	1157	1.96

The following variable, MHTOUTOTPY, was assigned a positive response if a respondent indicated receiving mental health treatment at some other outpatient location in the past year (IRMHTOUTOPL=1) and entered a write-in response other than the responses that matched existing categories or did not enter a write-in response.

A negative response was assigned if the respondent met either of these conditions:

1. Received mental health treatment at some other outpatient location in the past year (IRMHTOUTOPL=1) and their write-in response matched an existing outpatient treatment or other treatment category.
2. Did not receive mental health treatment at some other outpatient location in the past year (IRMHTOUTOPL=0).

(IRMHTOUTOPL)

<u>MHTOUTOTPY</u>	Len : 1 RC-RCVD MH TRMT AT SOME OTHER PLACE AS AN OUTPATIENT-PST YR		
		Freq	Pct
	0 = No (See comment above).....	58717	99.40
	1 = Yes (See comment above).....	352	0.60

(IRMHTOUTDOC, IRMHTOUTHOSP, IRMHTOUTMHCR, IRMHTOUTRHAB, IRMHTOUTSCHL, IRMHTOUTTHRP, MHTOUTOTPY)

<u>MHTOUTPPY</u>	Len : 1 RC-RCVD MENTAL HEALTH TREATMENT AS AN OUTPATIENT - PAST YEAR		
		Freq	Pct
	0 = No (All source variables=0).....	48600	82.28
	1 = Yes (Any source variable=1).....	10469	17.72

(IRMHTOUTHOSP, IRMHTOUTMHCR, IRMHTOUTRHAB, IRMHTOUTSCHL, IRMHTOUTTHRP, MHTOUTOTPY)

<u>MHTOUTNDOC</u>	Len : 1 RC-RCVD MH TRMT AS AN OUTPATIENT OTHER THAN GEN MED-PST YR		
		Freq	Pct
	0 = No (All source variables=0).....	50276	85.11
	1 = Yes (Any source variable=1).....	8793	14.89

(IRMHTPHVID, IRMHTRXMED, MHTINPPY, MHTOUTPPY)

<u>MHTTRTPY</u>	Len : 1 RC-RCVD MENTAL HEALTH TREATMENT - PAST YEAR		
		Freq	Pct
	0 = No (All source variables=0).....	43416	73.50
	1 = Yes (Any source variable=1).....	15653	26.50

(IRMHTERED, IRMHTPEERSPC, IRMHTSUPPGRP, MHTTRTPY)

<u>MHTRTOTHPY</u>	Len : 1 RC-RCVD MENTAL HEALTH TREATMENT OR OTHER SERVICES-PAST YEAR		
		Freq	Pct
	0 = No (MHTTRTPY, IRMHTPEERSPC, IRMHTSUPPGRP, and IRMHTERED=0).....	42743	72.36
	1 = Yes (MHTTRTPY, IRMHTPEERSPC, IRMHTSUPPGRP, or IRMHTERED=1).....	16326	27.64

RECODED MENTAL HEALTH SERVICES UTILIZATION

The following variable, as assigned a positive response if a respondent did not receive mental health treatment (MHTRTPY=0), and thought they should get treatment but did not seek treatment. A negative response was assigned if a respondent met either of these conditions:

1. Did not receive mental health treatment (MHTRTPY=0) and sought treatment.
2. Did not receive mental health treatment (MHTRTPY=0) and did not think they should get treatment.

(MHTRTPY, MHTSHLDTX)

<u>MHTNSEEKPY</u>	Len : 1 RC-THGHT SHOULD GET MH TRT, DIDNT RECV OR SEEK TRT- PST YR		
	.	Unknown/received MH treatment (Otherwise).....	Freq Pct 16561 28.04
	1	= Yes (See comment above).....	3243 5.49
	2	= No (See comment above).....	39265 66.47

The following variable, MHTSKTHPY, was assigned a positive response if a respondent met either of these conditions:

1. Did not receive mental health treatment (MHTRTPY=0) and sought treatment.
2. Did not receive mental health treatment (MHTRTPY=0), did not indicate they sought treatment, but did think they should get treatment.

A negative response was assigned if a respondent did not receive mental health treatment (MHTRTPY=0), did not seek treatment, and did not think they should get treatment.

(MHTRTPY, MHTSHLDTX)

<u>MHTSKTHPY</u>	Len : 1 RC-SOUGHT OR THGHT SHLD GET MH TRT, DIDNT RECV TRT - PST YR		
	.	Unknown/received MH treatment (Otherwise).....	Freq Pct 16575 28.06
	1	= Sought or thght shld get trt, not recvd (See comment above).....	3884 6.58
	2	= Didnt seek or thnk shld get trt, not recvd(See comment above).....	38610 65.36

NOTE: The following 18 variables describe reasons the respondent did not receive mental health treatment. These variables are defined for respondents who did not receive mental health treatment in the past year and who either sought treatment or did not indicate they sought treatment but thought they should get treatment in the past year.

(MHTSKTHPY, MHTUNCOST)

<u>MHTNCOST</u>	Len : 1 RC-UNMET PY MNTL HLTH TRT NEED: THOUGHT COST TOO MUCH		
	.	Unknwn/rcvd trt/no sought&no thght shld get trt (Otherwise).....	Freq Pct 55215 93.48
	0	= No (MHTSKTHPY=1 and MHTUNCOST=2).....	2009 3.40
	1	= Yes (MHTSKTHPY=1 and MHTUNCOST=1).....	1845 3.12

(MHTSKTHPY, MHTUNINSCV)

<u>MHTNINSCV</u>	Len : 1 RC-UNMET PY MNTL HLTH TRT NEED: NO HEALTH INSUR COVERAGE		
	.	Unknwn/rcvd trt/no sought&no thght shld get trt (Otherwise).....	Freq Pct 55480 93.92
	0	= No (MHTSKTHPY=1 and MHTUNINSCV=2).....	2734 4.63
	1	= Yes (MHTSKTHPY=1 and MHTUNINSCV=1).....	855 1.45

(MHTSKTHPY, MHTUNENFCV)

<u>MHTNENFCV</u>	Len : 1 RC-UNMET PY MH TRT NEED: HEALTH INSUR DIDNT COVER ENOUGH		
	.	Unknwn/rcvd trt/no sought&no thght shld get trt (Otherwise).....	Freq Pct 55592 94.11
	0	= No (MHTSKTHPY=1 and MHTUNENFCV=2).....	2535 4.29
	1	= Yes (MHTSKTHPY=1 and MHTUNENFCV=1).....	942 1.59

(MHTSKTHPY, MHTUNWHER)

<u>MHTUNWHER</u>	Len : 1 RC-UNMET PY MNTL HLTH TRT NEED: DIDNT KNOW WHERE TO GET TRT		
	.	Unknwn/rcvd trt/no sought&no thght shld get trt (Otherwise).....	Freq Pct 55203 93.46
	0	= No (MHTSKTHPY=1 and MHTUNWHER=2).....	2106 3.57
	1	= Yes (MHTSKTHPY=1 and MHTUNWHER=1).....	1760 2.98

(MHTSKTHPY, MHTUNNOFND)

<u>MHTUNNOFND</u>	Len : 1 RC-UNMET PY MH TRT NEED: COULD NOT FIND PREFERRED PROVIDER		
	.	Unknwn/rcvd trt/no sought&no thght shld get trt (Otherwise).....	Freq Pct 55328 93.67
	0	= No (MHTSKTHPY=1 and MHTUNNOFND=2).....	2376 4.02
	1	= Yes (MHTSKTHPY=1 and MHTUNNOFND=1).....	1365 2.31

RECODED MENTAL HEALTH SERVICES UTILIZATION

(MHTSKTHPY, MHTUNNOOPN)

MHTNNOOPN

Len : 1 RC-UNMET PY MH TRT NEED: NO OPENINGS WITH PREFERRED PROVIDER

	Freq	Pct
. = Unknwn/rcvd trt/no sought&no thght shld get trt (Otherwise).....	55395	93.78
0 = No (MHTSKTHPY=1 and MHTUNNOOPN=2).....	3195	5.41
1 = Yes (MHTSKTHPY=1 and MHTUNNOOPN=1).....	479	0.81

(MHTSKTHPY, MHTUNPROBS)

MHTNPROBS

Len : 1 RC-UNMET PY MH TRT NEED: PROB W/TRANS, CHILDCARE, APPT TIMES

	Freq	Pct
. = Unknwn/rcvd trt/no sought&no thght shld get trt (Otherwise).....	55267	93.56
0 = No (MHTSKTHPY=1 and MHTUNPROBS=2).....	2939	4.98
1 = Yes (MHTSKTHPY=1 and MHTUNPROBS=1).....	863	1.46

(MHTSKTHPY, MHTUNTIME)

MHTNTIME

Len : 1 RC-UNMET PY MNTL HLTH TRT NEED: NOT ENOUGH TIME FOR TRT

	Freq	Pct
. = Unknwn/rcvd trt/no sought&no thght shld get trt (Otherwise).....	55258	93.55
0 = No (MHTSKTHPY=1 and MHTUNTIME=2).....	2185	3.70
1 = Yes (MHTSKTHPY=1 and MHTUNTIME=1).....	1626	2.75

(MHTSKTHPY, MHTUNPRIV)

MHTNPRIV

Len : 1 RC-UNMET PY MH TRT NEED: WORRIED THAT INFO NOT KEPT PRIVATE

	Freq	Pct
. = Unknwn/rcvd trt/no sought&no thght shld get trt (Otherwise).....	55237	93.51
0 = No (MHTSKTHPY=1 and MHTUNPRIV=2).....	2727	4.62
1 = Yes (MHTSKTHPY=1 and MHTUNPRIV=1).....	1105	1.87

(MHTSKTHPY, MHTUNPTHNK)

MHTNPTHNK

Len : 1 RC-UNMET PY MH TRT NEED: WORRIED WHAT PEOPLE WOULD THNK/SAY

	Freq	Pct
. = Unknwn/rcvd trt/no sought&no thght shld get trt (Otherwise).....	55197	93.44
0 = No (MHTSKTHPY=1 and MHTUNPTHNK=2).....	2542	4.30
1 = Yes (MHTSKTHPY=1 and MHTUNPTHNK=1).....	1330	2.25

(MHTSKTHPY, MHTUNCONSQ)

MHTNCONSQ

Len : 1 RC-UNMET PY MH TRT NEED: THGHT WOULD LOSE JOB, HOME, CHILD

	Freq	Pct
. = Unknwn/rcvd trt/no sought&no thght shld get trt (Otherwise).....	55223	93.49
0 = No (MHTSKTHPY=1 and MHTUNCONSQ=2).....	3439	5.82
1 = Yes (MHTSKTHPY=1 and MHTUNCONSQ=1).....	407	0.69

(MHTSKTHPY, MHTUNSTART)

MHTNSTART

Len : 1 RC-UNMET PY MNTL HLTH TRT NEED: NOT READY TO START TRT

	Freq	Pct
. = Unknwn/rcvd trt/no sought&no thght shld get trt (Otherwise).....	55287	93.60
0 = No (MHTSKTHPY=1 and MHTUNSTART=2).....	1929	3.27
1 = Yes (MHTSKTHPY=1 and MHTUNSTART=1).....	1853	3.14

(MHTSKTHPY, MHTUNHNDL)

MHTNHNDL

Len : 1 RC-UNMET PY MNTL HLTH TRT NEED: THOUGHT COULD HANDLE ON OWN

	Freq	Pct
. = Unknwn/rcvd trt/no sought&no thght shld get trt (Otherwise).....	55251	93.54
0 = No (MHTSKTHPY=1 and MHTUNHNDL=2).....	998	1.69
1 = Yes (MHTSKTHPY=1 and MHTUNHNDL=1).....	2820	4.77

(MHTSKTHPY, MHTUNFFLKE)

MHTNFFLKE

Len : 1 RC-UNMET PY MH TRT NEED: FAM/FRIENDS/RELIG GRP WOULDNT LIKE

	Freq	Pct
. = Unknwn/rcvd trt/no sought&no thght shld get trt (Otherwise).....	55246	93.53
0 = No (MHTSKTHPY=1 and MHTUNFFLKE=2).....	3051	5.17
1 = Yes (MHTSKTHPY=1 and MHTUNFFLKE=1).....	772	1.31

RECODED MENTAL HEALTH SERVICES UTILIZATION

(MHTSKTHPY, MHTUNFORCE)

<u>MHNTFORCE</u>	Len : 1 RC-UNMET PY MH TRT NEED: AFRAID OF BEING FORCED AGAINST WILL		
	. = Unknwn/rcvd trt/no sought&no thght shld get trt (Otherwise).....	Freq	Pct
	0 = No (MHTSKTHPY=1 and MHTUNFORCE=2)	55229	93.50
	1 = Yes (MHTSKTHPY=1 and MHTUNFORCE=1)	2977	5.04
		863	1.46

(MHTSKTHPY, MHTUNMED)

<u>MHNTMEDS</u>	Len : 1 RC-UNMET PY MH TRT NEED: THOUGHT WOULD BE TOLD TO TAKE MEDS		
	. = Unknwn/rcvd trt/no sought&no thght shld get trt (Otherwise).....	Freq	Pct
	0 = No (MHTSKTHPY=1 and MHTUNMED=2)	55232	93.50
	1 = Yes (MHTSKTHPY=1 and MHTUNMED=1)	2681	4.54
		1156	1.96

(MHTSKTHPY, MHTUNNOHLP)

<u>MHNTNOHLP</u>	Len : 1 RC-UNMET PY MNTL HLTH TRT NEED: DIDNT THINK TRT WOULD HELP		
	. = Unknwn/rcvd trt/no sought&no thght shld get trt (Otherwise).....	Freq	Pct
	0 = No (MHTSKTHPY=1 and MHTUNNOHLP=2)	55297	93.61
	1 = Yes (MHTSKTHPY=1 and MHTUNNOHLP=1)	2533	4.29
		1239	2.10

(MHTSKTHPY, MHTUNCARE)

<u>MHNTCARE</u>	Len : 1 RC-UNMET PY MH TRT NEED: NO ONE WOULD CARE IF YOU GOT BETTER		
	. = Unknwn/rcvd trt/no sought&no thght shld get trt (Otherwise).....	Freq	Pct
	0 = No (MHTSKTHPY=1 and MHTUNCARE=2).....	55254	93.54
	1 = Yes (MHTSKTHPY=1 and MHTUNCARE=1)	3031	5.13
		784	1.33

NOTE: The following four variables were created by using a combination of variables from the following sections: Recoded Mental Health Services Utilization and Recoded Alcohol and Drug Treatment. Specifications on how the individual Recoded Adult Mental Health Service Utilization variable was defined can be found above. Specifications on how the individual Recoded Alcohol and Drug Treatment variable was defined can be found in the Recoded Alcohol and Drug Treatment section.

(MHTRTPY, SUTRTPY)

<u>RCVSUTOMHT</u>	Len : 1 RC-RCVD SUBSTANCE USE TRT OR MENTAL HEALTH TRT IN PAST YEAR		
	1 = Sub Trt or MH Trt (SUTRTPY=1 or MHTRTPY=1)	Freq	Pct
	2 = No Sub Trt and No MH Trt (SUTRTPY=0 and MHTRTPY=0)	16511	27.95
		42558	72.05

(MHTRTPY, SUTRTPY)

<u>RCVMHTNSUT</u>	Len : 1 RC-RCVD MENTAL HEALTH TRT BUT NOT SUB USE TRT IN PAST YEAR		
	1 = Mental Health Trt Only (MHTRTPY=1 and SUTRTPY=0).....	Freq	Pct
	2 = No MH Trt or Rcvd Sub Trt (MHTRTPY=0 or SUTRTPY=1)	13544	22.93
		45525	77.07

(MHTRTPY, SUTRTPY)

<u>RCVSUTNMHT</u>	Len : 1 RC-RCVD SUB USE TRT BUT NOT MENTAL HEALTH TRT IN PAST YEAR		
	1 = Sub Trt Only (SUTRTPY=1 and MHTRTPY=0)	Freq	Pct
	2 = No Sub Trt or Rcvd MH Trt (SUTRTPY=0 or MHTRTPY=1)	858	1.45
		58211	98.55

(MHTRTPY, SUTRTPY)

<u>RCVSUTAMHT</u>	Len : 1 RC-RCVD BOTH SUB USE TRT AND MENTAL HEALTH TRT IN PAST YEAR		
	1 = Sub Trt and MH Trt (SUTRTPY=1 and MHTRTPY=1)	Freq	Pct
	2 = No Sub Trt or No MH Trt (SUTRTPY=0 or MHTRTPY=0)	2109	3.57
		56960	96.43

OTHER TOPICS

HEALTH

The values in this section may be inconsistent with values for variables in other sections of the interview. Items in this section were edited when respondents legitimately skipped out of these items based on prior answers in earlier sections. Otherwise, variables in one section of the interview generally were not edited to make them consistent with variables in another section of the interview. This note applies to variables in this section marked by a¹.

The next questions are about your health and health care.

Are you currently pregnant?

(HLTH02)

PREGNANT

Len : 2 ARE YOU PREGNANT

	Freq	Pct
1 = Yes.....	697	1.18
2 = No.....	22845	38.68
85 = BAD DATA Logically assigned.....	4	0.01
94 = DON'T KNOW.....	24	0.04
97 = REFUSED.....	13	0.02
98 = BLANK (NO ANSWER).....	343	0.58
99 = LEGITIMATE SKIP.....	35143	59.49

NOTE: In the variable HTANSWER, reported preferences to answer in feet and inches or in inches only were combined into a single value. Reported preferences to answer in meters and centimeters or in centimeters only were combined into a single value.

This question asks about your height.

To answer in feet and inches, press 1. To answer in meters and centimeters, press 2. To answer in inches only, press 3. To answer in centimeters only, press 4. Then press [ENTER] to continue.

(HLTH04)

HTANSWER¹

Len : 2 PREFERRED WAY TO REPORT HEIGHT

	Freq	Pct
1 = Feet/inches or inches only.....	55628	94.17
2 = Meters/cm or cm only.....	1896	3.21
85 = BAD DATA Logically assigned.....	22	0.04
94 = DON'T KNOW.....	486	0.82
97 = REFUSED.....	260	0.44
98 = BLANK (NO ANSWER).....	777	1.32

NOTE: HTINCHE2 was recoded to inches from reports of heights in feet and inches, meters and centimeters, or centimeters only. Heights in meters and centimeters first were converted to centimeters. For respondents who chose to report their height in metric units, a conversion factor was applied of 0.393701 inches to 1 centimeter to produce a height in inches. HTINCHE2 was then rounded to the nearest integer and top coded at 75 inches and bottom coded at 55 inches.

About how tall are you, without shoes? First, please type in the number of feet, then press [ENTER].

Please type in the number of inches and then press [ENTER].

About how tall are you, without shoes? First, please type in the number of meters, then press [ENTER].

Please type in the number of centimeters and then press [ENTER].

(HLTH05, HLTH06A, HLTH06B, HLTH07, HLTH08A, HLTH08B)

HTINCHE2¹

Len : 3 HEIGHT IN INCHES WITHOUT SHOES - RECODE

	Freq	Pct
RANGE = 55 - 75.....	56707	96.00
985 = BAD DATA Logically assigned.....	211	0.36
994 = DON'T KNOW.....	996	1.69
997 = REFUSED.....	376	0.64
998 = BLANK (NO ANSWER).....	779	1.32

HEALTH

The next question asks about your weight.

To answer in pounds, press 1. To answer in kilograms, press 2. Then press [ENTER] to continue.

(HLTH09)

WTANSWER¹

Len : 2 PREFERRED WAY TO REPORT WEIGHT

	Freq	Pct
1 = Pounds	55717	94.33
2 = Kilograms	1533	2.60
85 = BAD DATA Logically assigned	22	0.04
94 = DON'T KNOW	563	0.95
97 = REFUSED	437	0.74
98 = BLANK (NO ANSWER)	797	1.35

NOTE: WTPOUND2 was recoded to pounds from reports of weights in kilograms. For respondents who chose to report their weight in kilograms, a conversion factor was applied of 2.20462 pounds to 1 kilogram to produce a weight in pounds. Females aged 12 to 44 who were currently pregnant were asked to report their weight before they got pregnant. WTPOUND2 was then rounded to the nearest integer and top coded at 295 pounds and bottom coded at 75 pounds.

About how much do you weigh? Please type in the number of pounds and then press [ENTER].

About how much do you weigh? Please type in the number of kilograms and then press [ENTER].

About how much did you weigh before you got pregnant? Please type in the number of pounds and then press [ENTER].

About how much did you weigh before you got pregnant? Please type in the number of kilograms and then press [ENTER].

(HLTH10, HLTH12, HLTH13, HLTH14)

WTPOUND2¹

Len : 3 WEIGHT IN POUNDS - RECODE

	Freq	Pct
RANGE = 75 - 295	56313	95.33
9985 = BAD DATA Logically assigned	211	0.36
9994 = DON'T KNOW	1154	1.95
9997 = REFUSED	603	1.02
9998 = BLANK (NO ANSWER)	788	1.33

During the past 12 months, that is since DATEFILL, how many different times have you been treated in an emergency room for any reason?

(HLTH16)

NMERTMT2

Len : 3 # OF TIMES BEEN TREATED IN EMER ROOM PAST 12 MOS

	Freq	Pct
RANGE = 0 - 30	57005	96.51
31 = 31 or more	16	0.03
985 = BAD DATA Logically assigned	23	0.04
994 = DON'T KNOW	902	1.53
997 = REFUSED	321	0.54
998 = BLANK (NO ANSWER)	802	1.36

During the past 12 months, have you stayed overnight or longer as an inpatient in a hospital?

(HLTH17)

INHOSPYR

Len : 2 STAYED OVERNIGHT AS INPNT IN HOSP PAST 12 MOS

	Freq	Pct
1 = Yes	3922	6.64
2 = No	54085	91.56
85 = BAD DATA Logically assigned	23	0.04
94 = DON'T KNOW	133	0.23
97 = REFUSED	100	0.17
98 = BLANK (NO ANSWER)	806	1.36

HEALTH

During the past 12 months, how many nights were you an inpatient in a hospital?

(HLTH18)
NMNGTHS2

Len : 3 # NIGHTS STAYED IN HOSPITAL OVERNIGHT OR LONGER

	Freq	Pct
RANGE = 1 - 30	3798	6.43
31 = 31 or more.....	61	0.10
985 = BAD DATA Logically assigned	6	0.01
994 = DON'T KNOW	48	0.08
997 = REFUSED	114	0.19
998 = BLANK (NO ANSWER).....	957	1.62
999 = LEGITIMATE SKIP.....	54085	91.56

During the past 12 months, how many times have you visited a doctor, nurse, physician assistant or nurse practitioner about your own health at a doctor's office, a clinic, or some other place?

(HLTH19)
NMVSOPT2

Len : 3 # OUTPATIENT VISITS PAST 12 MOS - RECODE

	Freq	Pct
RANGE = 0 - 15	54770	92.72
16 = 16 - 20 times	662	1.12
17 = 21 - 25 times	237	0.40
18 = 26 - 30 times	253	0.43
19 = 31+ times	380	0.64
985 = BAD DATA Logically assigned	23	0.04
994 = DON'T KNOW	1675	2.84
997 = REFUSED	252	0.43
998 = BLANK (NO ANSWER).....	817	1.38

What is your best guess of how many times you have visited a doctor, nurse, physician assistant or nurse practitioner about your own health at a doctor's office, a clinic, or some other place in the past 12 months?

(HLTH19DK)
NMVSOEST

Len : 2 # TIMES VISITED DR ABOUT OWN HEALTH PST YR

	Freq	Pct
0 = I have not visited a DR in the past 12 mos.....	191	0.32
1 = 1 time.....	151	0.26
2 = 2-3 times.....	386	0.65
3 = 4-5 times.....	230	0.39
4 = 6-7 times.....	131	0.22
5 = 8-9 times.....	79	0.13
6 = 10-12 times.....	69	0.12
7 = 13-15 times.....	26	0.04
8 = 16 or more times.....	105	0.18
94 = DON'T KNOW.....	417	0.71
97 = REFUSED	142	0.24
98 = BLANK (NO ANSWER)	840	1.42
99 = LEGITIMATE SKIP.....	56302	95.32

During the past 12 months, have you talked to a doctor, physician assistant, or nurse practitioner about your own health **over the phone, by email, or through video calling** instead of going to an in-person appointment?

(HLTHTELE)
TELEAPTYR

Len : 2 TALK TO DOC ABOUT HEALTH OVER PHONE/EMAIL/VIDEO PST 12 MOS

	Freq	Pct
1 = Yes.....	15720	26.61
2 = No.....	42173	71.40
85 = BAD DATA Logically assigned.....	23	0.04
94 = DON'T KNOW	223	0.38
97 = REFUSED	108	0.18
98 = BLANK (NO ANSWER)	822	1.39

HEALTH

During the past 12 months, did any doctor or other health care professional ask, either in person or on a form, if you:

a. Smoke cigarettes or use any other tobacco products?

(HLTH20A)

HPUSETOB

Len : 2 HEALTH PROF ASKED PST 12 MOS: TOBACCO USE

	Freq	Pct
1 = Yes.....	29086	49.24
2 = No.....	16450	27.85
85 = BAD DATA Logically assigned.....	23	0.04
94 = DON'T KNOW.....	289	0.49
97 = REFUSED.....	43	0.07
98 = BLANK (NO ANSWER).....	1450	2.45
99 = LEGITIMATE SKIP.....	11728	19.85

b. Drink alcohol?

(HLTH20B)

HPUSEALC

Len : 2 HEALTH PROF ASKED PST 12 MOS: ALCOHOL USE

	Freq	Pct
1 = Yes.....	28670	48.54
2 = No.....	16866	28.55
85 = BAD DATA Logically assigned.....	23	0.04
94 = DON'T KNOW.....	292	0.49
97 = REFUSED.....	40	0.07
98 = BLANK (NO ANSWER).....	1450	2.45
99 = LEGITIMATE SKIP.....	11728	19.85

c. Use marijuana or other illegal drugs?

(HLTH20C)

HPUSEDRG

Len : 2 HEALTH PROF ASKED PST 12 MOS: DRUG USE

	Freq	Pct
1 = Yes.....	24245	41.05
2 = No.....	21202	35.89
85 = BAD DATA Logically assigned.....	23	0.04
94 = DON'T KNOW.....	371	0.63
97 = REFUSED.....	50	0.08
98 = BLANK (NO ANSWER).....	1450	2.45
99 = LEGITIMATE SKIP.....	11728	19.85

HEALTH

NOTE: If respondents reported that they last smoked cigarettes, used smokeless tobacco, or smoked cigars more than 12 months prior to their interview date and they did not smoke pipe tobacco in the past 30 days (or never smoked pipe tobacco), codes of 93 in HPQTT0B indicate that these respondents had not used tobacco products in the past 12 months. Respondents who smoked tobacco in a pipe in their lifetime were asked whether they did so in the past 30 days but they were not asked whether they smoked tobacco in a pipe more than 30 days ago but within the past 12 months. If respondents reported never using tobacco products or not using them in the past 12 months (including not smoking tobacco in a pipe in the past 30 days) and also that they did not have any health care visits in the past 12 months (emergency room visits, overnight hospitalizations, or outpatient visits, or telehealth encounters), indication that these respondents had not used tobacco products in the past 12 months or in their lifetime (as indicated by codes of 91 or 93) took precedence over assignment of codes to indicate that these respondents did not have any health care visits in the past 12 months. Codes of 99 in HPQTT0B applied to respondents who used tobacco products in the past 12 months or whose status as a tobacco user in the past 12 months was unknown but who did not have any health care visits in the past 12 months.

During the past 12 months, did any doctor or other health care professional advise you to quit smoking cigarettes or quit using any other tobacco products?

(HLTH21)
HPQTT0B

Len : 2 HEALTH PROF ADVISED YOU TO QUIT TOBACCO USE

	Freq	Pct
1 = Yes.....	3738	6.33
2 = No.....	5198	8.80
85 = BAD DATA Logically assigned.....	10	0.02
91 = NEVER USED TOBACCO PRODUCTS.....	30943	52.38
93 = DID NOT USE TOBACCO IN PAST 12 MOS (See note).....	15741	26.65
94 = DON'T KNOW.....	14	0.02
97 = REFUSED.....	14	0.02
98 = BLANK (NO ANSWER).....	487	0.82
99 = LEGITIMATE SKIP (No health care visits pst 12 mos).....	2924	4.95

NOTE: In HPALCAMT, HPALCFRQ, HPALCPRB, HPALCCUT, HPALCTX, and HPALCNOT, if respondents reported never using alcohol or not using it in the past 12 months and also that they did not have any health care visits in the past 12 months (emergency room visits, overnight hospitalizations, outpatient visits, or telehealth encounters), indication that respondents never used alcohol or did not use it in the past 12 months (as indicated by codes of 91 or 93) took precedence over assignment of codes to indicate that these respondents did not have any health care visits in the past 12 months. Codes of 99 in these variables applied to respondents who used alcohol in the past 12 months or whose status as a past year alcohol user was unknown but who did not have any health care visits in the past 12 months.

Please think about all of the talks you have had with a doctor or other health care professional during the past 12 months when you answer this question. Choose the statement or statements below that describe any discussions you may have had in person with a doctor or other health professional about your alcohol use.

Please think about [VISITFILL] during the past 12 months when you answer this question. Choose the statement or statements below that describe any discussion you may have had in person with a doctor or other health professional about your alcohol use.

To select more than one statement, press the space bar between each number you type. When you have finished, press [ENTER].

(HLTH221)
HPALCAMT

Len : 2 DOCTOR ASKED HOW MUCH YOU DRINK

	Freq	Pct
1 = Yes.....	12599	21.33
2 = No (Not entered).....	3047	5.16
85 = BAD DATA Logically assigned.....	6	0.01
91 = NEVER USED ALCOHOL.....	17216	29.15
93 = DID NOT USE ALCOHOL IN THE PAST 12 MONTHS.....	6899	11.68
94 = DON'T KNOW.....	371	0.63
97 = REFUSED.....	135	0.23
98 = BLANK (NO ANSWER).....	906	1.53
99 = LEGITIMATE SKIP.....	17890	30.29

HEALTH

(HLTH222)
HPALCFRQ

Len : 2 DOCTOR ASKED HOW OFTEN YOU DRINK

	Freq	Pct
1 = Yes.....	12484	21.13
2 = No (Not entered).....	3162	5.35
85 = BAD DATA Logically assigned.....	6	0.01
91 = NEVER USED ALCOHOL.....	17216	29.15
93 = DID NOT USE ALCOHOL IN THE PAST 12 MONTHS.....	6899	11.68
94 = DON'T KNOW.....	371	0.63
97 = REFUSED.....	135	0.23
98 = BLANK (NO ANSWER).....	906	1.53
99 = LEGITIMATE SKIP.....	17890	30.29

(HLTH223)
HPALCPRB

Len : 2 DOCTOR ASKED IF ANY DRINKING PROBS

	Freq	Pct
1 = Yes.....	3111	5.27
2 = No (Not entered).....	12535	21.22
91 = NEVER USED ALCOHOL.....	17216	29.15
93 = DID NOT USE ALCOHOL IN THE PAST 12 MONTHS.....	6899	11.68
94 = DON'T KNOW.....	371	0.63
97 = REFUSED.....	135	0.23
98 = BLANK (NO ANSWER).....	912	1.54
99 = LEGITIMATE SKIP.....	17890	30.29

(HLTH224)
HPALCCUT

Len : 2 DOCTOR ADVISED YOU TO CUT DOWN ON DRINKING

	Freq	Pct
1 = Yes.....	949	1.61
2 = No (Not entered).....	14697	24.88
91 = NEVER USED ALCOHOL.....	17216	29.15
93 = DID NOT USE ALCOHOL IN THE PAST 12 MONTHS.....	6899	11.68
94 = DON'T KNOW.....	371	0.63
97 = REFUSED.....	135	0.23
98 = BLANK (NO ANSWER).....	912	1.54
99 = LEGITIMATE SKIP.....	17890	30.29

(HLTH225)
HPALCTX

Len : 2 DOCTOR OFFERED INFO ABOUT ALCOHOL TREATMT

	Freq	Pct
1 = Yes.....	636	1.08
2 = No (Not entered).....	15010	25.41
91 = NEVER USED ALCOHOL.....	17216	29.15
93 = DID NOT USE ALCOHOL IN THE PAST 12 MONTHS.....	6899	11.68
94 = DON'T KNOW.....	371	0.63
97 = REFUSED.....	135	0.23
98 = BLANK (NO ANSWER).....	912	1.54
99 = LEGITIMATE SKIP.....	17890	30.29

(HLTH226)
HPALCNOT

Len : 2 DOCTOR DIDNT DISCUSS MY ALCOHOL USE WITH ME

	Freq	Pct
85 = BAD DATA Logically assigned.....	1	0.00
91 = NEVER USED ALCOHOL.....	17216	29.15
93 = DID NOT USE ALCOHOL IN THE PAST 12 MONTHS.....	6899	11.68
94 = DON'T KNOW.....	371	0.63
95 = DR DIDNT DISCUSS ALC USE PST 12 MOS.....	11288	19.11
97 = REFUSED.....	135	0.23
98 = BLANK (NO ANSWER).....	911	1.54
99 = LEGITIMATE SKIP.....	22248	37.66

HEALTH

NOTE: In HPDRGTALK, if respondents reported never using marijuana, cocaine (including crack), heroin, hallucinogens, inhalants, or methamphetamine or not using these substances in the past 12 months and also that they did not have any health care visits in the past 12 months (emergency room visits, overnight hospitalizations, outpatient visits, or telehealth encounters), indication that respondents never used these drugs or last used any of them more than 12 months ago (as indicated by codes of 91 or 93) took precedence over assignment of codes to indicate that these respondents did not have any health care visits in the past 12 months. Codes of 99 in HPDRGTALK applied to respondents who used any of these drugs in the past 12 months or whose status as a past year user was unknown but who did not have any health care visits in the past 12 months.

During the past 12 months, did any doctor or other health care professional talk to you about your use of [MARIJUANA/COCAINE/CRACK/HEROIN/INHALANTS/HALLUCINOGENS/METHAMPHETAMINE]?

(HLTH23)
HPDRGTALK

Len : 2 HEALTH PROF DISCUSSED MY DRUG USE WITH ME

	Freq	Pct
1 = Yes.....	3097	5.24
2 = No.....	8424	14.26
85 = BAD DATA Logically assigned.....	14	0.02
91 = NEVER USED MJ/COC/HER/HALL/INH/METH.....	30955	52.40
93 = DID NOT USE MJ/COC/HER/HALL/INH/METH IN PST 12 MOS.....	12581	21.30
94 = DON'T KNOW.....	20	0.03
97 = REFUSED.....	17	0.03
98 = BLANK (NO ANSWER).....	888	1.50
99 = LEGITIMATE SKIP.....	3073	5.20

These next questions are about certain medical conditions.

During the past 12 months, did you have a sexually transmitted disease such as chlamydia, gonorrhea, herpes or syphilis?

(HLTH24)
STDANYR¹

Len : 2 HAD SEXUALLY TRANSMITTED DISEASE PST 12 MOS

	Freq	Pct
1 = Yes.....	1011	1.71
2 = No.....	56955	96.42
85 = BAD DATA Logically assigned.....	23	0.04
94 = DON'T KNOW.....	130	0.22
97 = REFUSED.....	114	0.19
98 = BLANK (NO ANSWER).....	836	1.42

Below is a list of health conditions that you may have had during your lifetime.

Please read the list and type in the numbers of all of the conditions that a doctor or other health care professional has ever told you that you had.

To select more than one condition, press the space bar between each number you type. When you have finished, press [ENTER].

(HLTH2501)
HRTCONDEV¹

Len : 2 EVER TOLD HAD HEART CONDITION

	Freq	Pct
1 = Yes.....	3562	6.03
2 = No (not entered).....	13873	23.49
85 = BAD DATA Logically assigned.....	14	0.02
94 = DON'T KNOW.....	396	0.67
97 = REFUSED.....	256	0.43
98 = BLANK (NO ANSWER).....	870	1.47
99 = LEGITIMATE SKIP.....	40098	67.88

(HLTH2502)
DIABETEVR¹

Len : 2 EVER TOLD HAD DIABETES/SUGAR DIABETES

	Freq	Pct
1 = Yes.....	3577	6.06
2 = No (not entered).....	13858	23.46
85 = BAD DATA Logically assigned.....	26	0.04
94 = DON'T KNOW.....	396	0.67
97 = REFUSED.....	256	0.43
98 = BLANK (NO ANSWER).....	858	1.45
99 = LEGITIMATE SKIP.....	40098	67.88

HEALTH

(HLTH2503)
COPDEVER¹

Len : 2 EVER TOLD HAD CHRONIC BRONCHITIS OR COPD

	Freq	Pct
1 = Yes.....	1145	1.94
2 = No (not entered).....	16290	27.58
85 = BAD DATA Logically assigned.....	9	0.02
94 = DON'T KNOW.....	396	0.67
97 = REFUSED.....	256	0.43
98 = BLANK (NO ANSWER).....	875	1.48
99 = LEGITIMATE SKIP.....	40098	67.88

(HLTH2504)
CIRROSEVR¹

Len : 2 EVER TOLD HAD CIRRHOSIS OF THE LIVER

	Freq	Pct
1 = Yes.....	155	0.26
2 = No (not entered).....	17280	29.25
85 = BAD DATA Logically assigned.....	9	0.02
94 = DON'T KNOW.....	396	0.67
97 = REFUSED.....	256	0.43
98 = BLANK (NO ANSWER).....	875	1.48
99 = LEGITIMATE SKIP.....	40098	67.88

(HLTH2505)
HEPBCEVER¹

Len : 2 EVER TOLD HAD HEPATITIS B OR C

	Freq	Pct
1 = Yes.....	464	0.79
2 = No (not entered).....	16971	28.73
85 = BAD DATA Logically assigned.....	9	0.02
94 = DON'T KNOW.....	396	0.67
97 = REFUSED.....	256	0.43
98 = BLANK (NO ANSWER).....	875	1.48
99 = LEGITIMATE SKIP.....	40098	67.88

(HLTH2506)
KIDNYDSEV¹

Len : 2 EVER TOLD HAD KIDNEY DISEASE

	Freq	Pct
1 = Yes.....	760	1.29
2 = No (not entered).....	16675	28.23
85 = BAD DATA Logically assigned.....	9	0.02
94 = DON'T KNOW.....	396	0.67
97 = REFUSED.....	256	0.43
98 = BLANK (NO ANSWER).....	875	1.48
99 = LEGITIMATE SKIP.....	40098	67.88

(HLTH2507)
ASTHMAEVR¹

Len : 2 EVER TOLD HAD ASTHMA

	Freq	Pct
1 = Yes.....	6810	11.53
2 = No (not entered).....	10625	17.99
85 = BAD DATA Logically assigned.....	9	0.02
94 = DON'T KNOW.....	396	0.67
97 = REFUSED.....	256	0.43
98 = BLANK (NO ANSWER).....	875	1.48
99 = LEGITIMATE SKIP.....	40098	67.88

(HLTH2508)
HIVAIDSEV¹

Len : 2 EVER TOLD HAD HIV OR AIDS

	Freq	Pct
1 = Yes.....	125	0.21
2 = No (not entered).....	17310	29.30
85 = BAD DATA Logically assigned.....	9	0.02
94 = DON'T KNOW.....	396	0.67
97 = REFUSED.....	256	0.43
98 = BLANK (NO ANSWER).....	875	1.48
99 = LEGITIMATE SKIP.....	40098	67.88

HEALTH

(HLTH2509)
CANCEREVR¹

Len : 2 EVER TOLD HAD CANCER

	Freq	Pct
1 = Yes.....	1948	3.30
2 = No (not entered).....	15487	26.22
85 = BAD DATA Logically assigned.....	9	0.02
94 = DON'T KNOW.....	396	0.67
97 = REFUSED.....	256	0.43
98 = BLANK (NO ANSWER).....	875	1.48
99 = LEGITIMATE SKIP.....	40098	67.88

(HLTH2510)
HIGHBPEVR¹

Len : 2 EVER TOLD HAD HIGH BLOOD PRESSURE

	Freq	Pct
1 = Yes.....	6499	11.00
2 = No (not entered).....	10936	18.51
85 = BAD DATA Logically assigned.....	9	0.02
94 = DON'T KNOW.....	396	0.67
97 = REFUSED.....	256	0.43
98 = BLANK (NO ANSWER).....	875	1.48
99 = LEGITIMATE SKIP.....	40098	67.88

(HLTH2511)
NONABOVEV¹

Len : 2 NEVER HAD ANY OF THESE CONDITIONS

	Freq	Pct
2 = No (not entered).....	17435	29.52
85 = BAD DATA Logically assigned.....	8	0.01
94 = DON'T KNOW.....	396	0.67
95 = Response entered.....	40098	67.88
97 = REFUSED.....	256	0.43
98 = BLANK (NO ANSWER).....	876	1.48

What kind of cancer was it? Enter all that apply.

To select more than one category, press the space bar between the numbers. When you have finished, press [ENTER].

(HLTH2601)
CABLADDER¹

Len : 2 TYPE OF CANCER: BLADDER

	Freq	Pct
1 = Yes.....	40	0.07
2 = No (not entered).....	1863	3.15
85 = BAD DATA Logically assigned.....	47	0.08
94 = DON'T KNOW.....	5	0.01
97 = REFUSED.....	2	0.00
98 = BLANK (NO ANSWER).....	1527	2.59
99 = LEGITIMATE SKIP.....	55585	94.10

(HLTH2602, HLTH2612, HLTH2615)

CABLOLEULYM

Len : 2 TYPE OF CANCER: BLOOD/LEUKEMIA/LYMPHOMA

	Freq	Pct
1 = Yes.....	185	0.31
2 = No (not entered).....	1718	2.91
85 = BAD DATA Logically assigned.....	47	0.08
94 = DON'T KNOW.....	5	0.01
97 = REFUSED.....	2	0.00
98 = BLANK (NO ANSWER).....	1527	2.59
99 = LEGITIMATE SKIP.....	55585	94.10

(HLTH2603, HLTH2604, HLTH2624, HLTH2630)

CAOTHER2

Len : 2 TYPE OF CANCER: OTHER

	Freq	Pct
1 = Yes.....	151	0.26
2 = No (not entered).....	1752	2.97
85 = BAD DATA Logically assigned.....	47	0.08
94 = DON'T KNOW.....	5	0.01
97 = REFUSED.....	2	0.00
98 = BLANK (NO ANSWER).....	1527	2.59
99 = LEGITIMATE SKIP.....	55585	94.10

HEALTH

(HLTH2605)
[CABREAST](#)¹

Len : 2 TYPE OF CANCER: BREAST

	Freq	Pct
1 = Yes.....	408	0.69
2 = No (not entered).....	1495	2.53
85 = BAD DATA Logically assigned.....	47	0.08
94 = DON'T KNOW.....	5	0.01
97 = REFUSED.....	2	0.00
98 = BLANK (NO ANSWER).....	1527	2.59
99 = LEGITIMATE SKIP.....	55585	94.10

(HLTH2606)
[CACERVIX](#)¹

Len : 2 TYPE OF CANCER: CERVIX (FEMALES ONLY)

	Freq	Pct
1 = Yes.....	103	0.17
2 = No (not entered).....	1061	1.80
85 = BAD DATA Logically assigned.....	26	0.04
94 = DON'T KNOW.....	3	0.01
97 = REFUSED.....	1	0.00
98 = BLANK (NO ANSWER).....	1528	2.59
99 = LEGITIMATE SKIP.....	56347	95.39

(HLTH2607, HLTH2621)
[CACOLNRECT](#)

Len : 2 TYPE OF CANCER: COLON/RECTUM

	Freq	Pct
1 = Yes.....	114	0.19
2 = No (not entered).....	1789	3.03
85 = BAD DATA Logically assigned.....	47	0.08
94 = DON'T KNOW.....	5	0.01
97 = REFUSED.....	2	0.00
98 = BLANK (NO ANSWER).....	1527	2.59
99 = LEGITIMATE SKIP.....	55585	94.10

(HLTH2608, HLTH2625)
[CAESOPSTOM](#)

Len : 2 TYPE OF CANCER: ESOPHAGUS/STOMACH

	Freq	Pct
1 = Yes.....	16	0.03
2 = No (not entered).....	1887	3.19
85 = BAD DATA Logically assigned.....	47	0.08
94 = DON'T KNOW.....	5	0.01
97 = REFUSED.....	2	0.00
98 = BLANK (NO ANSWER).....	1527	2.59
99 = LEGITIMATE SKIP.....	55585	94.10

(HLTH2609, HLTH2613, HLTH2619)
[CAGALLIVPAN](#)

Len : 2 TYPE OF CANCER: GALLBLADDER/LIVER/PANCREAS

	Freq	Pct
1 = Yes.....	24	0.04
2 = No (not entered).....	1879	3.18
85 = BAD DATA Logically assigned.....	47	0.08
94 = DON'T KNOW.....	5	0.01
97 = REFUSED.....	2	0.00
98 = BLANK (NO ANSWER).....	1527	2.59
99 = LEGITIMATE SKIP.....	55585	94.10

(HLTH2610)
[CAKIDNEY](#)¹

Len : 2 TYPE OF CANCER: KIDNEY

	Freq	Pct
1 = Yes.....	49	0.08
2 = No (not entered).....	1854	3.14
85 = BAD DATA Logically assigned.....	47	0.08
94 = DON'T KNOW.....	5	0.01
97 = REFUSED.....	2	0.00
98 = BLANK (NO ANSWER).....	1527	2.59
99 = LEGITIMATE SKIP.....	55585	94.10

HEALTH

(HLTH2611, HLTH2614)

CALARYLUNG

Len : 2 TYPE OF CANCER: LARYNX/WINDPIPE/LUNG

	Freq	Pct
1 = Yes.....	56	0.09
2 = No (not entered).....	1847	3.13
85 = BAD DATA Logically assigned.....	47	0.08
94 = DON'T KNOW.....	5	0.01
97 = REFUSED.....	2	0.00
98 = BLANK (NO ANSWER).....	1527	2.59
99 = LEGITIMATE SKIP.....	55585	94.10

(HLTH2616)

CAMELANOM¹

Len : 2 TYPE OF CANCER: MELANOMA

	Freq	Pct
1 = Yes.....	177	0.30
2 = No (not entered).....	1726	2.92
85 = BAD DATA Logically assigned.....	47	0.08
94 = DON'T KNOW.....	5	0.01
97 = REFUSED.....	2	0.00
98 = BLANK (NO ANSWER).....	1527	2.59
99 = LEGITIMATE SKIP.....	55585	94.10

(HLTH2617, HLTH2627)

CAMOUTTHRO

Len : 2 TYPE OF CANCER: MOUTH/TONGUE/LIP/THROAT/PHARYNX

	Freq	Pct
1 = Yes.....	28	0.05
2 = No (not entered).....	1875	3.17
85 = BAD DATA Logically assigned.....	47	0.08
94 = DON'T KNOW.....	5	0.01
97 = REFUSED.....	2	0.00
98 = BLANK (NO ANSWER).....	1527	2.59
99 = LEGITIMATE SKIP.....	55585	94.10

(HLTH2618)

CAOVARY¹

Len : 2 TYPE OF CANCER: OVARY (FEMALES ONLY)

	Freq	Pct
1 = Yes.....	49	0.08
2 = No (not entered).....	1115	1.89
85 = BAD DATA Logically assigned.....	26	0.04
94 = DON'T KNOW.....	3	0.01
97 = REFUSED.....	1	0.00
98 = BLANK (NO ANSWER).....	1528	2.59
99 = LEGITIMATE SKIP.....	56347	95.39

(HLTH2620, HLTH2626)

CAPROSTEST

Len : 2 TYPE OF CANCER: PROSTATE/TESTIS (MALES ONLY)

	Freq	Pct
1 = Yes.....	248	0.42
2 = No (not entered).....	491	0.83
85 = BAD DATA Logically assigned.....	21	0.04
94 = DON'T KNOW.....	2	0.00
97 = REFUSED.....	1	0.00
98 = BLANK (NO ANSWER).....	1527	2.59
99 = LEGITIMATE SKIP.....	56779	96.12

(HLTH2622)

CASKINOTH¹

Len : 2 TYPE OF CANCER: SKIN (NOT MELANOMA)

	Freq	Pct
1 = Yes.....	344	0.58
2 = No (not entered).....	1559	2.64
85 = BAD DATA Logically assigned.....	47	0.08
94 = DON'T KNOW.....	5	0.01
97 = REFUSED.....	2	0.00
98 = BLANK (NO ANSWER).....	1527	2.59
99 = LEGITIMATE SKIP.....	55585	94.10

HEALTH

(HLTH2623)
CASKINDK¹

Len : 2 TYPE OF CANCER: SKIN DON'T KNOW WHICH KIND

	Freq	Pct
1 = Yes.....	123	0.21
2 = No (not entered).....	1780	3.01
85 = BAD DATA Logically assigned.....	47	0.08
94 = DON'T KNOW.....	5	0.01
97 = REFUSED.....	2	0.00
98 = BLANK (NO ANSWER).....	1527	2.59
99 = LEGITIMATE SKIP.....	55585	94.10

(HLTH2628)
CATHYROID¹

Len : 2 TYPE OF CANCER: THYROID

	Freq	Pct
1 = Yes.....	79	0.13
2 = No (not entered).....	1824	3.09
85 = BAD DATA Logically assigned.....	47	0.08
94 = DON'T KNOW.....	5	0.01
97 = REFUSED.....	2	0.00
98 = BLANK (NO ANSWER).....	1527	2.59
99 = LEGITIMATE SKIP.....	55585	94.10

(HLTH2629)
CAUTERUS¹

Len : 2 TYPE OF CANCER: UTERUS (FEMALES ONLY)

	Freq	Pct
1 = Yes.....	71	0.12
2 = No (not entered).....	1093	1.85
85 = BAD DATA Logically assigned.....	26	0.04
94 = DON'T KNOW.....	3	0.01
97 = REFUSED.....	1	0.00
98 = BLANK (NO ANSWER).....	1528	2.59
99 = LEGITIMATE SKIP.....	56347	95.39

NOTE: The question corresponding to CANCERYR was skipped if respondents reported first being diagnosed with any form of cancer at their current age because it could be logically inferred that they had cancer in the past year.

Did you have cancer during the past 12 months?

(HLTH29)
CANCERYR¹

Len : 2 HAD ANY CANCER PAST 12 MONTHS

	Freq	Pct
1 = Yes.....	392	0.66
2 = No.....	1430	2.42
5 = Yes LOGICALLY ASSIGNED from skip pattern.....	123	0.21
85 = BAD DATA Logically assigned.....	9	0.02
94 = DON'T KNOW.....	3	0.01
98 = BLANK (NO ANSWER).....	1527	2.59
99 = LEGITIMATE SKIP.....	55585	94.10

NOTE: The variables HRTCNDAG, DIABETEAG, COPDAGE, CIRROSAGE, HEPBAGE, KIDNYDSAG, ASTHMAAGE, HIVAIDSAG, and HIGHBPAGE represent the ages when specific health conditions other than cancer were first diagnosed. Beginning in 2016, the questions instructed respondents to enter 1 if they were diagnosed before they were 1 year old. In 2016, however, respondents were still allowed to enter 0 for the age when they were first diagnosed. Beginning in 2017, a response of 0 is no longer allowed.

How old were you when your heart condition or heart disease was first diagnosed?

(HLTH30)
HRTCNDAG¹

Len : 3 AGE HEART CONDITION 1ST DIAGNOSED

	Freq	Pct
RANGE = 1 - 95.....	3478	5.89
985 = BAD DATA Logically assigned.....	14	0.02
994 = DON'T KNOW.....	78	0.13
997 = REFUSED.....	5	0.01
998 = BLANK (NO ANSWER).....	1523	2.58
999 = LEGITIMATE SKIP.....	53971	91.37

HEALTH

NOTE: The question corresponding to HRTCONDYR was skipped if respondents reported first being diagnosed with a heart condition at their current age because it could be logically inferred that they a heart condition in the past year.

Did you have any kind of heart condition or heart disease in the past 12 months?

(HLTH31)
HRTCONDYR¹ Len : 2 HAD HEART CONDITION PAST 12 MONTHS

	Freq	Pct
1 = Yes.....	1781	3.02
2 = No.....	1595	2.70
5 = Yes LOGICALLY ASSIGNED from skip pattern.....	164	0.28
85 = BAD DATA Logically assigned.....	14	0.02
94 = DON'T KNOW.....	19	0.03
97 = REFUSED.....	2	0.00
98 = BLANK (NO ANSWER).....	1523	2.58
99 = LEGITIMATE SKIP.....	53971	91.37

How old were you when your diabetes or sugar diabetes was first diagnosed?

(HLTH32)
DIABTEAG¹ Len : 3 AGE DIABETES 1ST DIAGNOSED

	Freq	Pct
RANGE = 1 - 86.....	3479	5.89
985 = BAD DATA Logically assigned.....	26	0.04
994 = DON'T KNOW.....	75	0.13
997 = REFUSED.....	21	0.04
998 = BLANK (NO ANSWER).....	1512	2.56
999 = LEGITIMATE SKIP.....	53956	91.34

How old were you when your chronic bronchitis, emphysema, or chronic obstructive pulmonary disease, also called COPD were first diagnosed?

(HLTH33)
COPDAGE¹ Len : 3 AGE COPD 1ST DIAGNOSED

	Freq	Pct
RANGE = 1 - 95.....	1101	1.86
985 = BAD DATA Logically assigned.....	9	0.02
994 = DON'T KNOW.....	42	0.07
997 = REFUSED.....	1	0.00
998 = BLANK (NO ANSWER).....	1528	2.59
999 = LEGITIMATE SKIP.....	56388	95.46

How old were you when your cirrhosis of the liver was first diagnosed?

(HLTH34)
CIRROSAGE¹ Len : 3 AGE CIRRHOSIS 1ST DIAGNOSED

	Freq	Pct
RANGE = 1 - 83.....	154	0.26
985 = BAD DATA Logically assigned.....	9	0.02
998 = BLANK (NO ANSWER).....	1528	2.59
999 = LEGITIMATE SKIP.....	57378	97.14

How old were you when your hepatitis was first diagnosed?

(HLTH35)
HEPBCAGE¹ Len : 3 AGE HEPATITIS 1ST DIAGNOSED

	Freq	Pct
RANGE = 1 - 73.....	452	0.77
985 = BAD DATA Logically assigned.....	9	0.02
994 = DON'T KNOW.....	11	0.02
997 = REFUSED.....	1	0.00
998 = BLANK (NO ANSWER).....	1527	2.59
999 = LEGITIMATE SKIP.....	57069	96.61

HEALTH

How old were you when your kidney disease was first diagnosed?

(HLTH36)
KIDNYDSAG¹ Len : 3 AGE KIDNEY DISEASE 1ST DIAGNOSED

	Freq	Pct
RANGE = 1 - 103	728	1.23
985 = BAD DATA Logically assigned	9	0.02
994 = DON'T KNOW	28	0.05
997 = REFUSED	4	0.01
998 = BLANK (NO ANSWER).....	1527	2.59
999 = LEGITIMATE SKIP.....	56773	96.11

How old were you when your asthma was first diagnosed?

(HLTH37)
ASTHMAAGE¹ Len : 3 AGE ASTHMA 1ST DIAGNOSED

	Freq	Pct
RANGE = 1 - 83	6468	10.95
985 = BAD DATA Logically assigned	9	0.02
994 = DON'T KNOW	329	0.56
997 = REFUSED	12	0.02
998 = BLANK (NO ANSWER).....	1528	2.59
999 = LEGITIMATE SKIP.....	50723	85.87

Do you still have asthma?

(HLTH38)
ASTHMANOW¹ Len : 2 STILL HAVE ASTHMA

	Freq	Pct
1 = Yes.....	4572	7.74
2 = No.....	2189	3.71
85 = BAD DATA Logically assigned	9	0.02
94 = DON'T KNOW	48	0.08
98 = BLANK (NO ANSWER)	1528	2.59
99 = LEGITIMATE SKIP.....	50723	85.87

How old were you when you found out you had HIV or AIDS?

(HLTH39)
HIVAIDSAG¹ Len : 3 AGE 1ST FOUND OUT HAD HIV/AIDS

	Freq	Pct
RANGE = 1 - 62.....	123	0.21
985 = BAD DATA Logically assigned	9	0.02
997 = REFUSED	2	0.00
998 = BLANK (NO ANSWER).....	1527	2.59
999 = LEGITIMATE SKIP.....	57408	97.19

Are you currently taking prescription medicine for your high blood pressure?

(HLTH40)
HIGHBPMED¹ Len : 2 TAKING MEDS FOR HIGH BLOOD PRESSURE

	Freq	Pct
1 = Yes.....	5015	8.49
2 = No.....	1479	2.50
85 = BAD DATA Logically assigned	9	0.02
94 = DON'T KNOW	3	0.01
97 = REFUSED	1	0.00
98 = BLANK (NO ANSWER)	1528	2.59
99 = LEGITIMATE SKIP.....	51034	86.40

HEALTH

How old were you when your high blood pressure was first diagnosed?

(HLTH41)
[HIGHBPAGE](#)¹

Len : 3 AGE WHEN HIGH BLOOD PRESSURE 1ST DIAGNOSED

	Freq	Pct
RANGE = 1 - 86	4894	8.29
985 = BAD DATA Logically assigned	9	0.02
994 = DON'T KNOW	118	0.20
997 = REFUSED	2	0.00
998 = BLANK (NO ANSWER).....	1533	2.60
999 = LEGITIMATE SKIP.....	52513	88.90

RECODED HEALTH

RECODED HEALTH

NOTE: The variables in this section are recoded variables that were created from one or more of the edited variables from the preceding section.

NOTE: Certain source variables that were used to create recoded variables have valid values that might not have been reported or assigned for the current survey year. However, these values have been included in the general specifications in the codebook on how the recoded variables were created. See additional details about this issue in the Organization of the Data File section of this codebook introduction.

(PREGNANT)

PREG

Len : 1 RC-PREGNANT FEMALES AGED 12-44

	Freq	Pct
0 = Otherwise.....	58372	98.82
1 = Pregnant Females Aged 12-44 (PREGNANT=1)	697	1.18

(PREGNANT)

PREG2

Len : 1 RC-PREGNANCY STATUS OF FEMALES AGED 12-44

	Freq	Pct
. = Unknown (Otherwise).....	384	0.65
1 = Pregnant (PREGNANT=1).....	697	1.18
2 = Not Pregnant (PREGNANT=2)	22845	38.68
3 = Males/Females Not Aged 12-44 (PREGNANT=89,99).....	35143	59.49

(PREG)

TRIMEST

Len : 1 RC-CURRENT TRIMESTER OF PREGNANCY-FEMALES AGED 12-44

	Freq	Pct
. = Unknown	7	0.01
1 = 1st 3 Months of Pregnancy	214	0.36
2 = 2nd 3 Months of Pregnancy	271	0.46
3 = Last 3 Months of Pregnancy	205	0.35
4 = Males/Not Pregnant Females (PREG=0)	58372	98.82

BMI2 was created from the variables WTPOUND2 and HTINCHE2 according to the formula of 703 times WTPOUND2 divided by the square of HTINCHE2. BMI2 was set to a SAS missing value (unknown) if WTPOUND2 had a value of 9985, 9994, 9997, or 9998 or if HTINCHE2 had a value of 985, 994, 997, or 998.

(HTINCHE2, WTPOUND2)

BMI2

Len : 12 RC-BODY MASS INDEX (BMI)

	Freq	Pct
RANGE = 9.373333333 - 68.557024793.....	55765	94.41
. = Unknown (See comment above).....	3304	5.59

(TELEPTYR)

TELEPTYR2

Len : 1 RC-TALK TO DOC ABOUT VIRTUAL SERVICE TREATMENT-PAST YEAR

	Freq	Pct
. = Not Applicable/Unknown (Otherwise)	1176	1.99
0 = No (TELEPTYR=2).....	42173	71.40
1 = Yes (TELEPTYR=1)	15720	26.61

EMERGING ISSUES

EMERGING ISSUES

The values in this section may be inconsistent with values for variables in other sections of the interview. Items in this section were edited when respondents legitimately skipped out of these items based on prior answers in earlier sections. Otherwise, variables in one section of the interview generally were not edited to make them consistent with variables in another section of the interview. This note applies to variables in this section marked by a¹.

Do you think you ever had a problem with your own drug or alcohol use?

(CA15)

CASUPROB¹

Len : 2 THINK EVER HAD PROBLEM WITH OWN DRUG OR ALCOHOL USE

	Freq	Pct
1 = Yes.....	5377	9.10
2 = No.....	40329	68.27
85 = BAD DATA Logically assigned.....	4	0.01
94 = DON'T KNOW.....	96	0.16
97 = REFUSED.....	124	0.21
98 = BLANK (NO ANSWER).....	1170	1.98
99 = LEGITIMATE SKIP.....	11969	20.26

At this time do you consider yourself to be in recovery or recovered from your own problem with drugs or alcohol use?

(CA16)

CASURCVR¹

Len : 2 THINK IN RECOVERY FROM DRUG OR ALCOHOL PROBLEM

	Freq	Pct
1 = Yes.....	3763	6.37
2 = No.....	1594	2.70
85 = BAD DATA Logically assigned.....	3	0.01
94 = DON'T KNOW.....	13	0.02
97 = REFUSED.....	7	0.01
98 = BLANK (NO ANSWER).....	1391	2.35
99 = LEGITIMATE SKIP.....	52298	88.54

Do you think you ever had a problem with your own mental health?

(CA17)

CAMHPROB¹

Len : 2 THINK EVER HAD PROBLEM WITH OWN MENTAL HEALTH

	Freq	Pct
1 = Yes.....	14181	24.01
2 = No.....	31490	53.31
85 = BAD DATA Logically assigned.....	4	0.01
94 = DON'T KNOW.....	120	0.20
97 = REFUSED.....	134	0.23
98 = BLANK (NO ANSWER).....	1171	1.98
99 = LEGITIMATE SKIP.....	11969	20.26

At this time do you consider yourself to be in recovery or recovered from your own mental health problem?

(CA18)

CAMHRCVR¹

Len : 2 THINK IN RECOVERY FROM MENTAL HEALTH PROBLEM

	Freq	Pct
1 = Yes.....	9036	15.30
2 = No.....	5051	8.55
85 = BAD DATA Logically assigned.....	4	0.01
94 = DON'T KNOW.....	78	0.13
97 = REFUSED.....	16	0.03
98 = BLANK (NO ANSWER).....	1425	2.41
99 = LEGITIMATE SKIP.....	43459	73.57

EMERGING ISSUES

This next question is about kratom, which can come in forms such as powder, pills, or leaf.

Have you ever, even once, used kratom?

(KA01)

KRATEVER

Len : 2 EVER USED KRATOM

	Freq	Pct
1 = Yes.....	1093	1.85
2 = No.....	56363	95.42
85 = BAD DATA Logically assigned.....	8	0.01
94 = DON'T KNOW.....	282	0.48
97 = REFUSED.....	120	0.20
98 = BLANK (NO ANSWER).....	1203	2.04

How long has it been since you last used kratom?

(KALAST3)

KLATREC

Len : 2 TIME SINCE LAST USED KRATOM

	Freq	Pct
1 = Within the past 30 days.....	195	0.33
2 = More than 30 days ago but within the past 12 mos.....	199	0.34
3 = More than 12 months ago.....	691	1.17
9 = Used at some point in the lifetime LOG ASSN.....	8	0.01
85 = BAD DATA Logically assigned.....	7	0.01
91 = NEVER USED KRATOM.....	56363	95.42
98 = BLANK (NO ANSWER).....	1606	2.72

Note: Beginning in 2022, edited variables FLVVAVEVR and FLVVAPREC replace variables VAPFLVEVR and VAPFLVREC because of revisions to the skip logic for these questions.

The next questions are about vaping flavoring.

Have you ever, even once, vaped only flavoring without nicotine or other substances added?

(VPFLLIF)

FLVVAVEVR

Len : 2 EVER VAPED ONLY FLAVORING WITHOUT NICOTINE/SUBSTANCE

	Freq	Pct
1 = Yes.....	5338	9.04
2 = No.....	52200	88.37
85 = BAD DATA Logically Assigned.....	8	0.01
94 = DON'T KNOW.....	177	0.30
97 = REFUSED.....	137	0.23
98 = BLANK (NO ANSWER).....	1209	2.05

How long has it been since you last vaped only flavoring?

(VPFLREC)

FLVVAPREC

Len : 2 TIME SINCE LAST VAPED ONLY FLAVORING

	Freq	Pct
1 = Within the past 30 days.....	1112	1.88
2 = More than 30 days ago but within the past 12 mos.....	1026	1.74
3 = More than 12 months ago.....	3165	5.36
9 = Used at some point in the lifetime LOGICALLY ASSIGNED.....	35	0.06
85 = BAD DATA Logically Assigned.....	8	0.01
91 = NEVER VAPED ONLY FLAVORING.....	52200	88.37
98 = BLANK (NO ANSWER).....	1523	2.58

EMERGING ISSUES

The next question is about synthetic marijuana or fake weed, also called K2 or Spice. Have you ever, even once, used synthetic marijuana or fake weed?

(SMLIF)

SYNMRJEVR

Len : 2 EVER USED SYNTHETIC MARIJUANA

	Freq	Pct
1 = Yes.....	1602	2.71
2 = No.....	55971	94.76
85 = BAD DATA Logically assigned.....	8	0.01
94 = DON'T KNOW.....	149	0.25
97 = REFUSED.....	127	0.22
98 = BLANK (NO ANSWER).....	1212	2.05

How long has it been since you last used synthetic marijuana or fake weed?

(SMREC)

SYNMRJREC

Len : 2 TIME SINCE LAST USED SYNTHETIC MARIJUANA

	Freq	Pct
1 = Within the past 30 days.....	81	0.14
2 = More than 30 days ago but within the past 12 mos.....	117	0.20
3 = More than 12 months ago.....	1391	2.35
9 = Used at some point in the lifetime LOGICALLY ASSIGNED.....	13	0.02
85 = BAD DATA Logically assigned.....	8	0.01
91 = NEVER USED SYNTHETIC MARIJUANA.....	55971	94.76
98 = BLANK (NO ANSWER).....	1488	2.52

The next question is about synthetic stimulants that people use to get high, also called "bath salts" or flakka.

Have you ever, even once, used these synthetic stimulants?

(SMLIF)

SYNSTMEVR

Len : 2 EVER USED SYNTHETIC STIMULANTS

	Freq	Pct
1 = Yes.....	182	0.31
2 = No.....	57426	97.22
85 = BAD DATA Logically assigned.....	8	0.01
94 = DON'T KNOW.....	115	0.19
97 = REFUSED.....	125	0.21
98 = BLANK (NO ANSWER).....	1213	2.05

How long has it been since you last used these synthetic stimulants, also called "bath salts" or flakka?

(SSREC)

SYNSTMREC

Len : 2 TIME SINCE LAST USED SYNTHETIC STIMULANTS

	Freq	Pct
1 = Within the past 30 days.....	25	0.04
2 = More than 30 days ago but within the past 12 mos.....	16	0.03
3 = More than 12 months ago.....	138	0.23
9 = Used at some point in the lifetime LOGICALLY ASSIGNED.....	3	0.01
85 = BAD DATA Logically assigned.....	8	0.01
91 = NEVER USED SYNTHETIC STIMULANTS.....	57426	97.22
98 = BLANK (NO ANSWER).....	1453	2.46

EMERGING ISSUES

Earlier, you were asked whether you had used prescription fentanyl, also known as Duragesic or Fentora, in the past 12 months.

This next question is about illegally made fentanyl, which is fentanyl that people can't get from a doctor or pharmacy. Illegally made fentanyl can come in forms such as powder, pills, or blotter paper. It can also be mixed with heroin or other drugs.

Have you ever, even once, used illegally made fentanyl?

(IFLIF)

IMFEVER

Len : 2 EVER USED ILLEGALLY MADE FENTANYL

	Freq	Pct
1 = Yes.....	306	0.52
2 = No.....	57294	97.00
85 = BAD DATA Logically Assigned.....	7	0.01
94 = DON'T KNOW.....	116	0.20
97 = REFUSED.....	130	0.22
98 = BLANK (NO ANSWER).....	1216	2.06

Have you ever, even once, used a needle to inject illegally made fentanyl?

(IFNDLLIF)

IMFNDLEVER

Len : 2 EVER INJECTED ILLEGALLY MADE FENTANYL WITH NEEDLE

	Freq	Pct
1 = Yes.....	118	0.20
2 = No.....	184	0.31
85 = BAD DATA Logically Assigned.....	9	0.02
91 = NEVER USED ILLEGALLY MADE FENTANYL.....	57294	97.00
94 = DON'T KNOW.....	1	0.00
97 = REFUSED.....	1	0.00
98 = BLANK (NO ANSWER).....	1462	2.48

IMPUTED EMERGING ISSUES

IMPUTED EMERGING ISSUES

(KRATEVER, KRATREC)

[IRKRATREC](#) Len : 1 KRATOM RECENCY - IMPUTATION REVISED

	Freq	Pct
1 = Within the past 30 days.....	201	0.34
2 = More than 30 days ago but within the past 12 mos	208	0.35
3 = More than 12 months ago	719	1.22
9 = NEVER USED KRATOM	57941	98.09

(KRATEVER, KRATREC)

[IKKRATREC](#) Len : 1 KRATOM RECENCY - IMPUTATION INDICATOR

	Freq	Pct
1 = Questionnaire data	57448	97.26
3 = Statistically imputed data - lifetime use imputed	1613	2.73
4 = Statistically imputed data - edited recency = 9.....	8	0.01

(FLVVAPEVR, FLVVAPREC)

[IRFLVVAPREC](#) Len : 1 ONLY FLAVORING VAPING RECENCY - IMPUTATION REVISED

	Freq	Pct
1 = Within the past 30 days.....	1153	1.95
2 = More than 30 days ago but within the past 12 mos	1088	1.84
3 = More than 12 months ago	3281	5.55
9 = NEVER VAPED ONLY FLAVORING	53547	90.65

(FLVVAPEVR, FLVVAPREC)

[IIFLVVAPREC](#) Len : 1 ONLY FLAVORING VAPING RECENCY - IMPUTATION INDICATOR

	Freq	Pct
1 = Questionnaire data	57503	97.35
3 = Statistically imputed data - lifetime use imputed	1531	2.59
4 = Statistically imputed data - edited recency = 9.....	35	0.06

(SYNMRJEVR, SYNMRJREC)

[IRSYNMRJREC](#) Len : 1 SYNTHETIC MARIJUANA RECENCY - IMPUTATION REVISED

	Freq	Pct
1 = Within the past 30 days.....	85	0.14
2 = More than 30 days ago but within the past 12 mos	125	0.21
3 = More than 12 months ago	1452	2.46
9 = NEVER USED SYNTHETIC MARIJUANA.....	57407	97.19

(SYNMRJEVR, SYNMRJREC)

[IISYNMRJREC](#) Len : 1 SYNTHETIC MARIJUANA RECENCY - IMPUTATION INDICATOR

	Freq	Pct
1 = Questionnaire data	57560	97.45
3 = Statistically imputed data - lifetime use imputed	1496	2.53
4 = Statistically imputed data - edited recency = 9.....	13	0.02

(SYNSTMEVR, SYNSTMREC)

[IRSYNSTMREC](#) Len : 1 SYNTHETIC STIMULANTS RECENCY - IMPUTATION REVISED

	Freq	Pct
1 = Within the past 30 days.....	28	0.05
2 = More than 30 days ago but within the past 12 mos	17	0.03
3 = More than 12 months ago	152	0.26
9 = NEVER USED SYNTHETIC STIMULANTS.....	58872	99.67

(SYNSTMEVR, SYNSTMREC)

[IISYNSTMREC](#) Len : 1 SYNTHETIC STIMULANTS RECENCY - IMPUTATION INDICATOR

	Freq	Pct
1 = Questionnaire data	57605	97.52
3 = Statistically imputed data - lifetime use imputed	1461	2.47
4 = Statistically imputed data - edited recency = 9.....	3	0.01

IMPUTED EMERGING ISSUES

(IMFEVER)
IRIMFREC

Len : 1 ILLEGALLY MADE FENTANYL RECENCY - IMPUTATION REVISED

	Freq	Pct
1 = Within the past 30 days.....	71	0.12
2 = More than 30 days ago but within the past 12 mos	63	0.11
3 = More than 12 months ago	193	0.33
9 = NEVER USED ILLEGALLY MADE FENTANYL	58742	99.45

(IMFEVER)
IIIMFREC

Len : 1 ILLEGALLY MADE FENTANYL RECENCY - IMPUTATION INDICATOR

	Freq	Pct
1 = Questionnaire data	57596	97.51
3 = Statistically imputed data - lifetime use imputed	1469	2.49
4 = Statistically imputed data - edited recency = 9.....	4	0.01

RECODED EMERGING ISSUES

RECODED EMERGING ISSUES

NOTE: The variables in this section are recoded variables that were created from one or more of the variables from three of the preceding sections: Recoded Drug Use, Emerging Issues, or Imputed Emerging Issues.

(CASUPROB)

CASUPROB2

Len : 1 RC-PERCEIVED EVER HAD DRUG OR ALCOHOL USE PROBLEM

	Freq	Pct
. = Aged 12-17/Unknown (Otherwise).....	13363	22.62
0 = No (CASUPROB=2)	40329	68.27
1 = Yes (CASUPROB=1).....	5377	9.10

(CASUPROB2, CASURCVR)

RCVYSUBPRB

Len : 1 RC-PERCEIVED RECOVERY FROM DRUG OR ALCOHOL USE PROBLEM

	Freq	Pct
. = Aged 12-17/Unknown (Otherwise).....	13383	22.66
0 = No/No Problem (CASURCVR=2 OR CASUPROB2=0).....	41923	70.97
1 = Yes (CASURCVR=1).....	3763	6.37

(CAMHPROB)

CAMHPROB2

Len : 1 RC-PERCEIVED EVER HAD A MENTAL HEALTH ISSUE

	Freq	Pct
. = Aged 12-17/Unknown (Otherwise).....	13398	22.68
0 = No (CAMHPROB=2)	31490	53.31
1 = Yes (CAMHPROB=1).....	14181	24.01

(CAMHPROB2, CAMHRCVR)

RCVYMHPRB

Len : 1 RC-PERCEIVED RECOVERY FROM MENTAL HEALTH ISSUE

	Freq	Pct
. = Aged 12-17/Unknown (Otherwise).....	13492	22.84
0 = No/No Issue (CAMHRCVR=2 OR CAMHPROB2=0).....	36541	61.86
1 = Yes (CAMHRCVR=1)	9036	15.30

(IRKRATREC)

KRATOMFLAG

Len : 1 RC-KRATOM - EVER USED

	Freq	Pct
0 = Never used (IRKRATREC = 9).....	57941	98.09
1 = Ever used (IRKRATREC = 1-3).....	1128	1.91

(IRKRATREC)

KRATOMYR

Len : 1 RC-KRATOM - PAST YEAR USE

	Freq	Pct
0 = Did not use in the past year (IRKRATREC = 3,9).....	58660	99.31
1 = Used within the past year (IRKRATREC = 1,2).....	409	0.69

(IRKRATREC)

KRATOMMON

Len : 1 RC-KRATOM - PAST MONTH USE

	Freq	Pct
0 = Did not use in the past month (IRKRATREC= 2-3,9)	58868	99.66
1 = Used within the past month (IRKRATREC = 1).....	201	0.34

(IRFLVVAPREC)

FLVVAPFLAG

Len : 1 RC-ONLY FLAVORING VAPING - EVER USED

	Freq	Pct
0 = Never used (IRFLVVAPREC = 9)	53547	90.65
1 = Ever used (IRFLVVAPREC = 1-3)	5522	9.35

(IRFLVVAPREC)

FLVVAPYR

Len : 1 RC-ONLY FLAVORING VAPING - PAST YEAR USE

	Freq	Pct
0 = Did not use in the past year (IRFLVVAPREC = 3,9)	56828	96.21
1 = Used within the past year (IRFLVVAPREC = 1,2)	2241	3.79

RECODED EMERGING ISSUES

(IRFLVVAPREC)
FLVVAPMON

Len : 1 RC-ONLY FLAVORING VAPING - PAST MONTH USE

	Freq	Pct
0 = Did not use in the past month (IRFLVVAPREC= 2-3,9).....	57916	98.05
1 = Used within the past month (IRFLVVAPREC = 1).....	1153	1.95

(IRSYNMRJREC)
SYNMRJFLAG

Len : 1 RC-SYNTHETIC MARIJUANA - EVER USED

	Freq	Pct
0 = Never used (IRSYNMRJREC = 9).....	57407	97.19
1 = Ever used (IRSYNMRJREC = 1-3).....	1662	2.81

(IRSYNMRJREC)
SYNMRJYR

Len : 1 RC-SYNTHETIC MARIJUANA - PAST YEAR USE

	Freq	Pct
0 = Did not use in the past year (IRSYNMRJREC = 3,9).....	58859	99.64
1 = Used within the past year (IRSYNMRJREC = 1,2).....	210	0.36

(IRSYNMRJREC)
SYNMRJMON

Len : 1 RC-SYNTHETIC MARIJUANA - PAST MONTH USE

	Freq	Pct
0 = Did not use in the past month (IRSYNMRJREC= 2-3,9).....	58984	99.86
1 = Used within the past month (IRSYNMRJREC = 1).....	85	0.14

(IRSYNSTMREC)
SYNSTMFLAG

Len : 1 RC-SYNTHETIC STIMULANTS - EVER USED

	Freq	Pct
0 = Never used (IRSYNSTMREC = 9).....	58872	99.67
1 = Ever used (IRSYNSTMREC = 1-3).....	197	0.33

(IRSYNSTMREC)
SYNSTM YR

Len : 1 RC-SYNTHETIC STIMULANTS - PAST YEAR USE

	Freq	Pct
0 = Did not use in the past year (IRSYNSTMREC = 3,9).....	59024	99.92
1 = Used within the past year (IRSYNSTMREC = 1,2).....	45	0.08

(IRSYNSTMREC)
SYNSTM MON

Len : 1 RC-SYNTHETIC STIMULANTS - PAST MONTH USE

	Freq	Pct
0 = Did not use in the past month (IRSYNSTMREC= 2-3,9).....	59041	99.95
1 = Used within the past month (IRSYNSTMREC = 1).....	28	0.05

(IRIMFREC)
IMFFLAG

Len : 1 RC-ILLEGALLY MADE FENTANYL - EVER USED

	Freq	Pct
0 = Never used (IRIMFREC = 9).....	58742	99.45
1 = Ever used (IRIMFREC = 1-3).....	327	0.55

(IRIMFREC)
IMFYR

Len : 1 RC-ILLEGALLY MADE FENTANYL - PAST YEAR USE

	Freq	Pct
0 = Did not use in the past year (IRIMFREC = 3,9).....	58935	99.77
1 = Used within the past year (IRIMFREC = 1,2).....	134	0.23

(IRIMFREC)
IMFMON

Len : 1 RC-ILLEGALLY MADE FENTANYL - PAST MONTH USE

	Freq	Pct
0 = Did not use in the past month (IRIMFREC= 2-3,9).....	58998	99.88
1 = Used within the past month (IRIMFREC = 1).....	71	0.12

RECODED EMERGING ISSUES

(*IMFFLAG, IMFNDLEVER*)

<u>IMFNEDFLAG</u>	Len : 1 RC-EVER USED A NEEDLE TO INJECT IMF		
	.	Unknown (Otherwise).....	Freq Pct 25 0.04
	0	= No (IMFNEDFLAG =2,91 or (IMFNEDFLAG^=1 and IMFFLAG=0)).....	58926 99.76
	1	= Yes (IMFNEDFLAG=1).....	118 0.20

The following recoded variable, ANYNEDFLAG, was created starting with the 2022 NSDUH to include data from the new questions in the Emerging Issues section about the use of a needle to inject illegally made fentanyl. ANYNEDFLAG (ever used a needle to inject heroin, cocaine, methamphetamine, illegally made fentanyl, or some other drug) replaces ANYNEDEVER (ever used a needle to inject heroin, cocaine, methamphetamine, or some other drug) that appeared in the Recoded Special Drugs section in 2021.

(*COCNEDEVER, HERNEDEVER, IMFNEDFLAG, MTHNEDEVER, OTDGNEDL*)

<u>ANYNEDFLAG</u>	Len : 1 RC-EVER USED A NEEDLE TO INJECT DRUGS		
	.	Unknown (Otherwise).....	Freq Pct 276 0.47
	0	= No (OTDGNEDL=2,4 and all other source variables=0).....	57816 97.88
	1	= Yes (Any source variable=1).....	977 1.65

(*OTDGNLRC*)

<u>ANYNEDYR</u>	Len : 1 RC- USED A NEEDLE TO INJECT DRUGS - PAST YEAR		
	.	Unknown (Otherwise).....	Freq Pct 280 0.47
	0	= No (OTDGNLRC=3,13,81,91 and all other source variables=0).....	58584 99.18
	1	= Yes (OTDGNLRC=1,2,11,12 or any other source variable=1).....	205 0.35

(*IMFYR, IRFENTANYR*)

<u>FPIMFANYR</u>	Len : 1 RC-FENTANYL PRODUCTS INCLUDING IMF - ANY PAST YEAR USE		
	0	= Did not use in the past year (Otherwise).....	Freq Pct 58438 98.93
	1	= Used within the past year (IRFENTANYR=1 or IMFYR=1).....	631 1.07

(*IMFYR, IRFENTMYR*)

<u>FPIMFMYR</u>	Len : 1 RC-FENTANYL PRODUCTS INCLUDING IMF - PAST YEAR MISUSE		
	0	= Did not misuse in the past year (Otherwise).....	Freq Pct 58880 99.68
	1	= Misused within the past year (IRFENTMYR=1 or IMFYR=1).....	189 0.32

(*IMFYR, OPINMYR*)

<u>OPIIMFMYR</u>	Len : 1 RC-OPIOIDS INCLUDING IMF - PAST YEAR MISUSE		
	0	= Did not misuse in the past year (Otherwise).....	Freq Pct 57178 96.80
	1	= Misused within the past year (OPINMYR=1 or IMFYR=1).....	1891 3.20

(*IMFMON, OPINMMON*)

<u>OPIIMFMMN</u>	Len : 1 RC-OPIOIDS INCLUDING IMF - PAST MONTH MISUSE		
	0	= Did not misuse in the past month (Otherwise).....	Freq Pct 58460 98.97
	1	= Misused within the past month (OPINMMON=1 or IMFMON=1).....	609 1.03

(*CBDHMPFLAG, GHBFLAG, ILLFLAG, IMFFLAG, KRATOMFLAG, NPCOLDFLAG, SYNMRJFLAG, SYNSTMFLAG*)

<u>ILIMFOTHFG</u>	Len : 1 RC-ILLICIT DRUG, IMF, OR OTHER SUB - EVER USED		
	0	= Never used (All source variables=0).....	Freq Pct 27266 46.16
	1	= Ever used (Any source variable=1).....	31803 53.84

(*CBDHMPYR, GHBYR, ILLYR, IMFYR, KRATOMYR, NPCOLDYR, SYNMRJYR, SYNSTMYR*)

<u>ILIMFOTHYR</u>	Len : 1 RC-ILLICIT DRUG, IMF, OR OTHER SUB - PAST YEAR USE		
	0	= Did not use in the past year (All source variables=0).....	Freq Pct 39132 66.25
	1	= Used within the past year (Any source variable =1).....	19937 33.75

RECODED EMERGING ISSUES

(*CBDHMPMON, GHBMON, ILLMON, IMFMON, KRATOMMON, NPCOLDMON, SYNMRJMON, SYNSTMMON*)
ILIMFOTHMN Len: 1 RC-ILLCIT DRUG, IMF, OR OTHER SUB - PAST MONTH USE

	Freq	Pct
0 = Did not use in the past month (All source variables=0)	46107	78.06
1 = Used in the past month (Any source variable=1)	12962	21.94

COVID-19

Since the beginning of the COVID-19 pandemic, how much, if at all, has COVID-19 negatively affected your emotional or mental health?

(COV1)

CONEGMMH

Len : 2 HOW COVID-19 NEGATIVELY AFFECTED MENTAL HEALTH

	Freq	Pct
1 = Not at all	21060	35.65
2 = A little.....	16101	27.26
3 = Some.....	10889	18.43
4 = Quite a bit	5798	9.82
5 = A lot.....	3213	5.44
85 = BAD DATA Logically assigned	39	0.07
94 = DON'T KNOW	302	0.51
97 = REFUSED	287	0.49
98 = BLANK (NO ANSWER)	1380	2.34

How much, if at all, has the COVID-19 pandemic affected the amount of alcohol you drink?

(COV2)

COALCUSE

Len : 2 HOW COVID-19 AFFECTED AMOUNT OF ALCOHOL DRANK

	Freq	Pct
1 = I drink much less than before the COVID-19 pandemic	6612	11.19
2 = I drink a little less than before the COVID-19 pandemic	2455	4.16
3 = I drink about the same as before the COVID-19 pandemic.....	19056	32.26
4 = I drink a little more than before the COVID-19 pandemic.....	3398	5.75
5 = I drink much more than before the COVID-19 pandemic	1097	1.86
85 = BAD DATA Logically assigned.....	13	0.02
91 = NEVER USED ALCOHOL.....	17216	29.15
93 = DID NOT USE ALCOHOL IN THE PAST 12 MOS.....	6899	11.68
94 = DON'T KNOW	697	1.18
97 = REFUSED	432	0.73
98 = BLANK (NO ANSWER)	1194	2.02

How much, if at all, has the COVID-19 pandemic affected your drug use other than alcohol?

By drugs we mean cannabis, which includes marijuana or any cannabis product, cocaine, methamphetamine, heroin, fentanyl, hallucinogens, such as LSD, and prescription medications including benzodiazepines such as Xanax and Ativan, stimulants such as Ritalin and Adderall, and opioids such as hydrocodone or oxycodone.

(COV3)

CODRGUSE

Len : 2 HOW COVID-19 AFFECTED DRUG USE

	Freq	Pct
1 = I use much less than before the COVID-19 pandemic	6930	11.73
2 = I use a little less than before the COVID-19 pandemic	1065	1.80
3 = I use about the same as before the COVID-19 pandemic.....	12327	20.87
4 = I use a little more than before the COVID-19 pandemic.....	1768	2.99
5 = I use much more than before the COVID-19 pandemic	1090	1.85
83 = DID NOT USE DRUGS IN THE PAST 12 MOS Logically assigned.....	269	0.46
85 = BAD DATA Logically assigned.....	31	0.05
91 = NEVER USED DRUGS	18198	30.81
93 = DID NOT USE DRUGS IN THE PAST 12 MOS	12842	21.74
94 = DON'T KNOW	1758	2.98
97 = REFUSED	1249	2.11
98 = BLANK (NO ANSWER)	1542	2.61

How often have you had serious financial worries because of the COVID-19 pandemic?

(COV4)

COFINANC

Len : 2 HOW OFTEN HAD SERIOUS FINANCIAL WORRIES DUE TO COVID-19

	Freq	Pct
1 = All the time.....	5172	8.76
2 = Nearly all the time	3427	5.80
3 = Some of the time.....	12833	21.73
4 = Rarely	12546	21.24
5 = Never	22755	38.52
85 = BAD DATA Logically assigned.....	39	0.07
94 = DON'T KNOW	517	0.88
97 = REFUSED	374	0.63
98 = BLANK (NO ANSWER)	1406	2.38

COVID-19

Because of the COVID-19 pandemic in the U.S., did you experience any of the following in your access to mental health treatment?

Appointments moved from in-person to telehealth?

(COV6A)

COMHTELE

Len : 2 MENTAL HLTH APPTS MOVED TO TELEHEALTH DUE TO COVID-19

	Freq	Pct
1 = Yes.....	11209	18.98
2 = No.....	20051	33.95
3 = Does not apply.....	25414	43.02
85 = BAD DATA Logically assigned.....	39	0.07
94 = DON'T KNOW.....	551	0.93
97 = REFUSED.....	388	0.66
98 = BLANK (NO ANSWER).....	1417	2.40

Delays or cancellations in appointments?

(COV6B)

COMHAPDL

Len : 2 DELAYS/CANCELLATIONS IN MENTAL HLTH APPTS DUE TO COVID-19

	Freq	Pct
1 = Yes.....	9924	16.80
2 = No.....	22356	37.85
3 = Does not apply.....	24421	41.34
85 = BAD DATA Logically assigned.....	39	0.07
94 = DON'T KNOW.....	542	0.92
97 = REFUSED.....	370	0.63
98 = BLANK (NO ANSWER).....	1417	2.40

Delays in getting prescriptions?

(COV6C)

COMHRXDL

Len : 2 DELAYS GETTING MENTAL HLTH PRESCRIPTIONS DUE TO COVID-19

	Freq	Pct
1 = Yes.....	4128	6.99
2 = No.....	26834	45.43
3 = Does not apply.....	25709	43.52
85 = BAD DATA Logically assigned.....	39	0.07
94 = DON'T KNOW.....	572	0.97
97 = REFUSED.....	370	0.63
98 = BLANK (NO ANSWER).....	1417	2.40

Unable to access needed care resulting in moderate to severe impact on health?

(COV6D)

COMHSVHLT

Len : 2 LACK OF MNTL HLTH CARE CAUSED IMPACT TO HLTH DUE TO COVID-19

	Freq	Pct
1 = Yes.....	2786	4.72
2 = No.....	27597	46.72
3 = Does not apply.....	26253	44.44
85 = BAD DATA Logically assigned.....	39	0.07
94 = DON'T KNOW.....	585	0.99
97 = REFUSED.....	392	0.66
98 = BLANK (NO ANSWER).....	1417	2.40

Because of the COVID-19 pandemic in the U.S., did you experience any of the following in your access to substance use treatment?

Appointments moved from in-person to telehealth?

(COV7A)

COSUTELE

Len : 2 SUB USE TRMT APPTS MOVED TO TELEHEALTH DUE TO COVID-19

	Freq	Pct
1 = Yes.....	3655	6.19
2 = No.....	19855	33.61
3 = Does not apply.....	33146	56.11
85 = BAD DATA Logically assigned.....	39	0.07
94 = DON'T KNOW.....	582	0.99
97 = REFUSED.....	357	0.60
98 = BLANK (NO ANSWER).....	1435	2.43

COVID-19

Delays or cancellations in appointments?

(COV7B)

COSUAPTDL

Len : 2 DELAYS/CANCELLATIONS IN SUB USE TRMT APPTS DUE TO COVID-19

	Freq	Pct
1 = Yes.....	3459	5.86
2 = No.....	20347	34.45
3 = Does not apply.....	32870	55.65
85 = BAD DATA Logically assigned.....	39	0.07
94 = DON'T KNOW.....	564	0.95
97 = REFUSED.....	356	0.60
98 = BLANK (NO ANSWER).....	1434	2.43

Delays in getting prescriptions?

(COV7C)

COSURXDL

Len : 2 DELAYS GETTING SUB USE TRMT PRESCRIPTIONS DUE TO COVID-19

	Freq	Pct
1 = Yes.....	1811	3.07
2 = No.....	21620	36.60
3 = Does not apply.....	33234	56.26
85 = BAD DATA Logically assigned.....	39	0.07
94 = DON'T KNOW.....	570	0.96
97 = REFUSED.....	361	0.61
98 = BLANK (NO ANSWER).....	1434	2.43

Unable to access needed care resulting in moderate to severe impact on health?

(COV7D)

COSUSVHLT

Len : 2 LACK OF SUB USE TRMT CAUSED IMPACT TO HLTH DUE TO COVID-19

	Freq	Pct
1 = Yes.....	1301	2.20
2 = No.....	21854	37.00
3 = Does not apply.....	33502	56.72
85 = BAD DATA Logically assigned.....	39	0.07
94 = DON'T KNOW.....	569	0.96
97 = REFUSED.....	370	0.63
98 = BLANK (NO ANSWER).....	1434	2.43

Because of the COVID-19 pandemic in the U.S., did you experience any of the following in your access to medical care?

Appointments moved from in-person to telehealth?

(COV8A)

COHCTELE

Len : 2 MEDICAL APPTS MOVED TO TELEHEALTH DUE TO COVID-19

	Freq	Pct
1 = Yes.....	15542	26.31
2 = No.....	25814	43.70
3 = Does not apply.....	15372	26.02
85 = BAD DATA Logically assigned.....	39	0.07
94 = DON'T KNOW.....	533	0.90
97 = REFUSED.....	324	0.55
98 = BLANK (NO ANSWER).....	1445	2.45

Delays or cancellations in appointments?

(COV8B)

COHCAPTDL

Len : 2 DELAYS/CANCELLATIONS IN MEDICAL APPTS DUE TO COVID-19

	Freq	Pct
1 = Yes.....	13427	22.73
2 = No.....	27921	47.27
3 = Does not apply.....	15341	25.97
85 = BAD DATA Logically assigned.....	39	0.07
94 = DON'T KNOW.....	563	0.95
97 = REFUSED.....	333	0.56
98 = BLANK (NO ANSWER).....	1445	2.45

COVID-19

Delays in getting prescriptions?

(COV8C)

COHCRXDL

Len : 2 DELAYS GETTING MEDICAL PRESCRIPTIONS DUE TO COVID-19

	Freq	Pct
1 = Yes.....	5239	8.87
2 = No.....	34282	58.04
3 = Does not apply.....	17165	29.06
85 = BAD DATA Logically assigned.....	39	0.07
94 = DON'T KNOW.....	563	0.95
97 = REFUSED.....	336	0.57
98 = BLANK (NO ANSWER).....	1445	2.45

Unable to access needed care resulting in moderate to severe impact on health?

(COV8D)

COHCSVHLT

Len : 2 LACK OF MED CARE CAUSED IMPACT TO HLTH DUE TO COVID-19

	Freq	Pct
1 = Yes.....	3016	5.11
2 = No.....	35362	59.87
3 = Does not apply.....	18290	30.96
85 = BAD DATA Logically assigned.....	39	0.07
94 = DON'T KNOW.....	573	0.97
97 = REFUSED.....	344	0.58
98 = BLANK (NO ANSWER).....	1445	2.45

RECORDED COVID-19

RECORDED COVID-19

(CONEGMH)
COCLNEGMH

Len : 1 RC-COLLAPSED HOW COVID-19 NEGATIVELY AFFECTED MENTAL HLTH

	Freq	Pct
. = Unknown (Otherwise).....	2008	3.40
1 = Not at all (CONEGMH=1).....	21060	35.65
2 = A little or some (CONEGMH=2,3).....	26990	45.69
3 = Quite a bit or a lot (CONEGMH=4,5).....	9011	15.26

(COALCUSE)
COCLALCUSE

Len : 1 RC-COLLAPSED HOW COVID-19 AFFECTED AMOUNT ALCOHOL DRANK

	Freq	Pct
. = Unknown/No PY Alcohol Use (Otherwise).....	26451	44.78
1 = Drink much less or little less (COALCUSE=1,2).....	9067	15.35
2 = Drink about the same (COALCUSE=3).....	19056	32.26
3 = Drink a little more or much more (COALCUSE=4,5).....	4495	7.61

(CODRGUSE)
COCLDRGUSE

Len : 1 RC-COLLAPSED HOW COVID-19 AFFECTED DRUG USE

	Freq	Pct
. = Unknown/No PY Drug Use (Otherwise).....	35889	60.76
1 = Use much less or little less (CODRGUSE=1,2).....	7995	13.54
2 = Use about the same (CODRGUSE=3).....	12327	20.87
3 = Use little more or much more (CODRGUSE=4,5).....	2858	4.84

(COFINANC)
COCLFINANC

Len : 1 RC-COLLAPSE HOW OFTEN SERIOUS FINANCIAL WORRIES DUE COVID

	Freq	Pct
. = Unknown (Otherwise).....	2336	3.95
1 = All or nearly all the time (COFINANC=1,2).....	8599	14.56
2 = Some of the time or rarely (COFINANC=3,4).....	25379	42.97
3 = Never (COFINANC=5).....	22755	38.52

(COMHTELE)
COMHTELE2

Len : 1 RC-MENTAL HEALTH APPTS MOVED TO TELEHEALTH DUE COVID-19

	Freq	Pct
. = Unknown (Otherwise).....	2395	4.05
1 = Yes (COMHTELE=1).....	11209	18.98
2 = No (COMHTELE=2).....	20051	33.95
3 = Does not apply (COMHTELE=3).....	25414	43.02

(COMHAPTDL)
COMHAPTDL2

Len : 1 RC-DELAYS/CANCELLATIONS IN MENTAL HLTH APPTS DUE COVID-19

	Freq	Pct
. = Unknown (Otherwise).....	2368	4.01
1 = Yes (COMHAPTDL=1).....	9924	16.80
2 = No (COMHAPTDL=2).....	22356	37.85
3 = Does not apply (COMHAPTDL=3).....	24421	41.34

(COMHRXDL)
COMHRXDL2

Len : 1 RC-DELAYS GETTING MENTAL HLTH PRESCRIPTIONS DUE COVID-19

	Freq	Pct
. = Unknown (Otherwise).....	2398	4.06
1 = Yes (COMHRXDL=1).....	4128	6.99
2 = No (COMHRXDL=2).....	26834	45.43
3 = Does not apply (COMHRXDL=3).....	25709	43.52

(COMHSVHLT)
COMHSVHLT2

Len : 1 RC-LACK MNTL HLTH CARE CAUSED IMPACT TO HLTH DUE COVID-19

	Freq	Pct
. = Unknown (Otherwise).....	2433	4.12
1 = Yes (COMHSVHLT=1).....	2786	4.72
2 = No (COMHSVHLT=2).....	27597	46.72
3 = Does not apply (COMHSVHLT=3).....	26253	44.44

RECORDED COVID-19

(COSUTELE)
COSUTELE2

Len : 1 RC-SUB USE TRT APPTS MOVED TO TELEHEALTH DUE TO COVID-19

	Freq	Pct
. = Unknown (Otherwise).....	2413	4.09
1 = Yes (COSUTELE=1).....	3655	6.19
2 = No (COSUTELE=2).....	19855	33.61
3 = Does not apply (COSUTELE=3).....	33146	56.11

(COSUAPTDL)
COSUAPTDL2

Len : 1 RC-DELAYS/CANCELLATIONS IN SUB USE TRT APPTS DUE COVID-19

	Freq	Pct
. = Unknown (Otherwise).....	2393	4.05
1 = Yes (COSUAPTDL=1).....	3459	5.86
2 = No (COSUAPTDL=2).....	20347	34.45
3 = Does not apply (COSUAPTDL=3).....	32870	55.65

(COSURXDL)
COSURXDL2

Len : 1 RC-DELAYS GETTING SUB USE TRT PRESCRIPTIONS DUE COVID-19

	Freq	Pct
. = Unknown (Otherwise).....	2404	4.07
1 = Yes (COSURXDL=1).....	1811	3.07
2 = No (COSURXDL=2).....	21620	36.60
3 = Does not apply (COSURXDL=3).....	33234	56.26

(COSUSVHLT)
COSUSVHLT2

Len : 1 RC-LACK OF SUB USE TRT CAUSED IMPACT TO HLTH DUE COVID-19

	Freq	Pct
. = Unknown (Otherwise).....	2412	4.08
1 = Yes (COSUSVHLT=1).....	1301	2.20
2 = No (COSUSVHLT=2).....	21854	37.00
3 = Does not apply (COSUSVHLT=3).....	33502	56.72

(COHCTELE)
COHCTELE2

Len : 1 RC-MED CARE APPOINTMENTS MOVED TO TELEHEALTH DUE COVID-19

	Freq	Pct
. = Unknown (Otherwise).....	2341	3.96
1 = Yes (COHCTELE=1).....	15542	26.31
2 = No (COHCTELE=2).....	25814	43.70
3 = Does not apply (COHCTELE=3).....	15372	26.02

(COHCAPTDL)
COHCAPTDL2

Len : 1 RC-DELAYS/CANCELLATIONS IN MED CARE APPTS DUE TO COVID-19

	Freq	Pct
. = Unknown (Otherwise).....	2380	4.03
1 = Yes (COHCAPTDL=1).....	13427	22.73
2 = No (COHCAPTDL=2).....	27921	47.27
3 = Does not apply (COHCAPTDL=3).....	15341	25.97

(COHCRXDL)
COHCRXDL2

Len : 1 RC-DELAYS GETTING MEDICAL CARE PRESCRIPTIONS DUE COVID-19

	Freq	Pct
. = Unknown (Otherwise).....	2383	4.03
1 = Yes (COHCRXDL=1).....	5239	8.87
2 = No (COHCRXDL=2).....	34282	58.04
3 = Does not apply (COHCRXDL=3).....	17165	29.06

(COHCSVHLT)
COHCSVHLT2

Len : 1 RC-LACK OF MED CARE CAUSED IMPACT TO HEALTH DUE COVID-19

	Freq	Pct
. = Unknown (Otherwise).....	2401	4.06
1 = Yes (COHCSVHLT=1).....	3016	5.11
2 = No (COHCSVHLT=2).....	35362	59.87
3 = Does not apply (COHCSVHLT=3).....	18290	30.96

INTERVIEW INFORMATION

INTERVIEW INFORMATION

LANGVER

Len : 1 LANGUAGE VERSION

	Freq	Pct
1 = English.....	57151	96.75
2 = Spanish.....	1918	3.25

GQTYPE2

Len : 1 TYPE OF GROUP QUARTER

	Freq	Pct
= Not a Group Quarter.....	58981	99.85
C = College Dorm.....	39	0.07
O = Other.....	49	0.08

INDEX

INDEX

AALTMDE	496	ADWRGROW	478	AOMHMDE	495
ACOUNMDE	495	ADWRHRS	474	APPDRGMON	419
ACTD2001	9	ADWRIMP	475	APPDRGMON2	421
ACTD7590	9	ADWRJINO	480	APSY1MDE	494
ACTD9001	9	ADWRJITT	480	APSY2MDE	494
ACTDEVER	9	ADWRLOSE	478	ARELMDE	495
ACTDPRIV	9	ADWRLSIN	477	ARGUPAR	443
ACTDVJET	9	ADWRLSL2	479	ARXMDEYR	494
AD_MDEA1	481	ADWRNOGD	481	ASDSHOM2	491
AD_MDEA2	482	ADWRPLSR	477	ASDSREL2	491
AD_MDEA3	482	ADWRPREG	478	ASDSSOC2	491
AD_MDEA4	482	ADWRPROB	476	ASDSWRK2	491
AD_MDEA5	482	ADWRSLEP	479	ASOCMDE	495
AD_MDEA6	482	ADWRSLNO	480	ASTHMAAGE	546
AD_MDEA7	482	ADWRSLOW	480	ASTHMAEVR	540
AD_MDEA8	483	ADWRSMOR	479	ASTHMANOW	546
ADCOUNS	488	ADWRTHOT	480	ATXMDEYR	494
ADDPDISC	473	ADWRWRTH	481	AVGGRADE	442
ADDPISIN	474	AGE3	8	BKARSON	45
ADPPROB	475	AHBCHMDE	495	BKBUGL	44
ADDP2WK	474	AHLTMDPE	495	BKDRUG	46
ADDPREV	473	AIIND102	7	BKDRUNK	45
ADDSCEV	473	AIRDUSEVER	232	BKDRVINF	45
ADDSLSIN	474	AIRDUSTER	133	BKFRAUD	46
ADFAMDOC	487	AKSSLR6WRST	469	BKLARCNY	44
ADHERBAL	489	AL30EST	72	BKMVTHFT	43
ADLOSEV	473	ALBSTWAY	71	BKOTH	46
ADLSI2WK	474	ALCAGLST	384	BKOTHOF2	47
ADNURSE	488	ALCBNG30D	73	BKPOSTOB	45
ADOCMDE	494	ALCDAYS	72	BKROB	45
ADOTHDOC	487	ALCEVER	69	BKSEXNR	46
ADOTHHLP	489	ALCFLAG	214	BKSMASLT	44
ADOTHMHP	488	ALCMDAYS	248	BKSRVIOL	44
ADPB2WK	484	ALCMFU	70	BLNT30C1	103
ADPBAGE	484	ALCMLU	385	BLNT30C2	103
ADPBDLYA	483	ALCMON	214	BLNT30DY	102
ADPBINTF	483	ALCNUMDKPM	251	BLNTAGE	101
ADPBNUM	484	ALCREC	70	BLNTEVER	101
ADPBRMBR	484	ALCTRY	69	BLNTMFU	102
ADPSDAYS	486	ALCUS30D	72	BLNTNOMJ	104
ADPSHMG1	485	ALCYDAYS	247	BLNTREC	102
ADPSRELS	486	ALCYFU	69	BLNTYFU	101
ADPSSOC	486	ALCYLU	384	BLRECFL2	102
ADPSWORK	485	ALCYR	214	BMI2	548
ADPSYCH	487	ALCYRBFR	394	BNGDRKMON	227
ADPSYMD	488	ALCYRTOT	70	BNGDRMDAYS	250
ADRELIG	488	ALDAYPMO	71	BOOKED	43
ADRX12MO	489	ALDAYPWK	71	BZOANYR	222
ADRXHLP	490	ALDAYPYR	71	BZONMYR	225
ADRXNOW	489	ALDYSFG	72	CABINGAGE	81
ADSEEDOC	487	ALFQFLG	70	CABINGEVR	81
ADSMMDEA	483	ALTOTFG	70	CABINGFLG	81
ADSOCWRK	488	AMDEIMP	492	CABINGMFU	82
ADSUITPACOM	472	AMDELT	490	CABINGYFU	81
ADSUITPAYR	472	AMDETXX	494	CABLADDER	541
ADTMTHLP	490	AMDEYR	491	CABLOLEULYM	541
ADTMTNOW	489	AMIPY	470	CABPLACE	77
ADWRAGE	476	AMIRSUD5ANY	472	CABREAST	542
ADWRCHR	475	AMISUD5ANY	471	CABUNDAG	78
ADWRCONC	481	AMISUD5ANYO	472	CABUYFRE	77
ADWRDCSN	481	AMYLNIEVER	231	CABUYWHO	77
ADWRDEPR	476	AMYLNIT	131	CACERVIX	542
ADWRDIET	478	ANALWT2_C	4	CACOLNRECT	542
ADWRDISC	476	ANURSMDE	495	CADRBAR	75
ADWRDST	475	ANYEDUC3	447	CADRCAR	74
ADWRELES	477	ANYHLT2	38	CADREVNT	75
ADWREMOR	477	ANYNDLREC	278	CADRHOME	75
ADWRENRG	479	ANYNEDFLAG	557	CADRKCOCN	80
ADWRGAIN	477	ANYNEDYR	557	CADRKCOCN2	86
ADWRGNL2	478	AOMDMDE	494	CADRKDRUG	79

INDEX

CADRKHALL	80	CIG100LF	55	COCMON	218
CADRKHALL2	86	CIG1PACK	250	COCNEDEVER	278
CADRKHERN	80	CIG30AV	53	COCNEEDL	267
CADRKHERN2	86	CIG30USE	52	COCREC	106
CADRKINHL	80	CIGAGE	54	COCUS30A	107
CADRKINHL2	86	CIGAGLST	380	COCYDAYS	247
CADRKMARJ	79	CIGAREVR	59	COCYFU	105
CADRKMARJ2	86	CIGARMFU	60	COCYLU	385
CADRKMETH	80	CIGARMLU	384	COCYR	218
CADRKMETH2	86	CIGARREC	60	COCYRBFR	395
CADRLAST	74	CIGARTRY	59	COCYRTOT	106
CADROTH	76	CIGARYFU	59	CODRGUSE	559
CADROTHM	75	CIGARYLU	383	COFINANC	559
CADROTS2	76	CIGAVGD	251	COHCAPTDL	561
CADRPEOP	74	CIGAVGM	251	COHCAPTDL2	564
CADRPUBL	75	CIGAVOID	63	COHCRXDL	562
CADRSCHL	76	CIGCRAGP	62	COHCRXDL2	564
CAESOPSTOM	542	CIGCRAVE	62	COHCSVHLT	562
CAFRESP2	79	CIGDLLST	381	COHCSVHLT2	564
CAFREWHO	78	CIGDLMFU	54	COHCTELE	561
CAGALLIVPAN	542	CIGDMLU	382	COHCTELE2	564
CAGVMONY	77	CIGDLYFU	54	COLDMEDS	263
CAGVWHO	78	CIGDLYLU	381	COLDREC	263
CAIDCHIP	31	CIGDLYMO	54	COLDYR1	264
CAKIDNEY	542	CIGEVER	51	COLDYR2	265
CALARYLUNG	543	CIGFLAG	212	COLDYR3	266
CAMELANOM	543	CIGFNLKE	63	COLDYR4	266
CAMHPROB	549	CIGFNSMK	63	COLDYR5	266
CAMHPROB2	555	CIGINCRS	66	COMBATPY	10
CAMHRCVR	549	CIGINCTL	63	COMHAPTDL	560
CAMOUTTHRO	543	CIGINFLU	65	COMHAPTDL2	563
CANCEREVR	541	CIGIRTL	62	COMHRXDL	560
CANCERYR	544	CIGLOTMR	66	COMHRXDL2	563
CAOTHER2	541	CIGMDAYS	248	COMHSVHLT	560
CAOVARY	543	CIGMENTH30	53	COMHSVHLT2	563
CAPROSTEST	543	CIGMFU	52	COMHTELE	560
CASKINDK	544	CIGMLU	381	COMHTELE2	563
CASKINOTH	543	CIGMON	212	CONDLREC	267
CASUPROB	549	CIGNMCHG	65	CONEGMH	559
CASUPROB2	555	CIGNOINF	66	COPDAGE	545
CASURCVR	549	CIGPDAY	250	COPDEVER	540
CATAG2	14	CIGPLANE	64	COSUAPTDL	561
CATAG3	14	CIGREC	52	COSUAPTDL2	564
CATAG6	14	CIGREGDY	64	COSUIPLNYR	457
CATAG7	14	CIGREGNM	65	COSUTHNK	457
CATAGE	14	CIGREGWK	64	COSURXDL	561
CATHYROID	544	CIGRNOUT	64	COSURXDL2	564
CAUTERUS	544	CIGROLL30	53	COSUSVHLT	561
CBDHMPEVR	87	CIGSATIS	66	COSUSVHLT2	564
CBDHMPFLAG	214	CIGSVLHR	65	COSUTELE	560
CBDHMPMON	215	CIGTRY	51	COSUTELE2	564
CBDHMPREC	87	CIGWAKE	67	COUTYP4	5
CBDHMPYR	215	CIGYFU	51	CR30EST	111
CC30EST	108	CIGYLU	380	CRAKREC	110
CCBSTWAY	106	CIGYR	212	CRBSTWAY	110
CCDAYPMO	107	CIGYRBFR	394	CRDAYPMO	111
CCDAYPWK	107	CIRROSAGE	545	CRDAYPWK	111
CCDAYPYR	107	CIRROSEVR	540	CRDAYPYR	110
CCFQFLG	106	CLEFLU	131	CRFQFLG	110
CCTOTFG	106	CLEFLUEVER	231	CRKAGE	109
CDCGMO	227	CNSANYR	223	CRKAGLST	386
CDNOCGMO	227	CNSNMMON	226	CRKEVER	109
CDUFLAG	227	CNSNMYR	226	CRKFLAG	218
CELLNOTCL	39	COALCUSE	559	CRKMDAYS	249
CELLWRKNG	39	COCAGE	105	CRKMFU	109
CG30EST	53	COCAGLST	385	CRKMLU	387
CGR30USE	60	COCEVER	105	CRKMON	218
CGRAGLST	383	COCFLAG	217	CRKUS30A	111
CGRFLAG	212	COCLALCUSE	563	CRKYDAYS	247
CGRMDAYS	248	COCLDRGUSE	563	CRKYFU	109
CGRMON	212	COCLFINANC	563	CRKYLU	386
CGRYR	212	COCLNEGMMH	563	CRKYR	218
CHAMPUS	31	COCMDAYS	249	CRKYRTOT	110
CHMNDLREC	278	COCMFU	105	CRTOTFG	110
CI30EST	61	COCMLU	386	DAMTFXFLAG	220

INDEX

DAMTFXMON	220	EDUSKPMON	17	GNNDGET2	276
DAMTFXREC	129	EIBINGAGE	82	GNNDLSH1	275
DAMTFXYR	220	EIBINGMFU	82	GNNDLSH2	276
DCIGMON	227	EIBINGYFU	82	GNNDREUS	275
DIABETEAG	545	ENRLCOLLFT2	20	GOVTPROG	42
DIABETEVR	539	ENRLCOLLST2	20	GOTYPE2	565
DIFGETCOC	418	ETHER	132	GRPCNSL2	446
DIFGETCRK	418	ETHEREVER	231	GRPHLTIN	32
DIFGETHER	418	FELTMARKR	133	GRSKBNGDLY	421
DIFGETLSD	418	FENTANYR	144	GRSKBNGWK	421
DIFGETMRJ	417	FENTNMYR	153	GRSKCIGPKD	420
DIFOBTCOC	421	FILEDATE	3	GRSKCOCMON	420
DIFOBTCRK	421	FLTMRKEVER	231	GRSKCOCWK	420
DIFOBTHER	421	FLVVAPEVR	550	GRSKHERTRY	420
DIFOBTLSLSD	421	FLVVAPFLAG	555	GRSKHERWK	420
DIFOBTMRJ	421	FLVVAPMON	556	GRSKLSDTRY	420
DMTAMTFXY	117	FLVVAPREC	550	GRSKLSDWK	421
DRPRVME3	446	FLVVAPYR	555	GRSKMRJMON	420
DRVINAGE	14	FPIMFANYR	557	GRSKMRJWK	420
DRVINALCO	47	FPIMFNMYR	557	HALFQFLG	124
DRVINALCO2	50	FRDADLY2	445	HALLAGLST	388
DRVINALDRG	50	FRDMEVR2	445	HALLDYPMO	125
DRVINALON	49	FRDMJMON	445	HALLDYPWK	125
DRVINCOCN	48	FRDPCIG2	445	HALLDYSYR	125
DRVINDETAG	15	FTNDDEPND	67	HALLEASWY	125
DRVINDRG	50	FUALC18	252	HALLMLST	389
DRVINDROTMJ	50	FUALC21	252	HALLNDAYPM	249
DRVINHALL	48	FUCD218	251	HALLNDAYYR	247
DRVINHERN	48	FUCD221	251	HALLUC30E	126
DRVININHL	49	FUCGR18	251	HALLUC30N	126
DRVINMARJ	48	FUCGR21	252	HALLUCAGE	123
DRVINMARJ2	50	FUCIG18	251	HALLUCEVR	123
DRVINMETH	49	FUCIG21	251	HALLUCFLAG	218
DSTCHR12	452	FUCOC18	252	HALLUCMFU	124
DSTCHR30	450	FUCOC21	253	HALLUCMON	219
DSTEFF12	452	FUCRK18	253	HALLUCOT1	119
DSTEFF30	450	FUCRK21	253	HALLUCOT2	121
DSTHOP12	451	FUECSTMO18	254	HALLUCOT3	122
DSTHOP30	449	FUECSTMO21	254	HALLUCOT4	122
DSTNGD12	452	FUHALLUC18	253	HALLUCOT5	123
DSTNGD30	450	FUHALLUC21	253	HALLUCOTH	118
DSTNRV12	451	FUHER18	253	HALLUCREC	124
DSTNRV30	449	FUHER21	253	HALLUCYFQ	124
DSTRST12	451	FUINHAL18	254	HALLUCYFU	123
DSTRST30	449	FUINHAL21	254	HALLUCYR	218
DSTWORST	450	FULSD18	253	HALLYRLST	388
ECSTMOAGE	128	FULSD21	253	HALTOFG	124
ECSTMOAGL	391	FUMETHAM18	254	HEALTH	10
ECSTMOLAG	219	FUMETHAM21	254	HEALTH2	15
ECSTMOLLY	117	FUMJ18	252	HEOTNDL	269
ECSTMOMFU	129	FUMJ21	252	HEOTOTH	269
ECSTMOMLU	392	FUNICVAP18	252	HEOTSMK	269
ECSTMOMON	219	FUNICVAP21	252	HEOTSNF	269
ECSTMOREC	129	FUPCP18	253	HEOTSP	270
ECSTMOFYFU	128	FUPCP21	254	HEPBCAGE	545
ECSTMOYLU	391	FUPNRNM18	254	HEPCEVER	540
ECSTMOYR	219	FUPNRNM21	254	HER30USE	115
EDFAM18	28	FUSEDNM18	255	HERAGE	112
EDUD5PNRMIS	364	FUSEDNM21	255	HERAGLST	387
EDUD5PNRUNM	364	FUSMKLSS18	252	HEREVER	112
EDUD5SEDMIS	365	FUSMKLSS21	252	HERFLAG	218
EDUD5SEDUNM	365	FUSTMNM18	255	HERMDAYS	249
EDUD5STMMIS	365	FUSTMNM21	255	HERMFU	113
EDUD5STMUNM	365	FUTRQNM18	254	HERMLU	388
EDUD5TRQMIS	364	FUTRQNM21	255	HERMON	218
EDUD5TRQUNM	365	GAS	131	HERNEDEVER	278
EDUFULPAR	16	GASEVER	231	HERNEEDL	269
EDUHIGHCAT	15	GHB	267	HERPNRYR	226
EDUSCHGRD2	16	GHBFLAG	279	HERREC	113
EDUSCHLGO	16	GHBMON	279	HERSMOEVER	279
EDUSCKCOM	17	GHBREC	267	HERSMOKE	268
EDUSCKEST	17	GHBYSR	279	HERSNIEVER	279
EDUSCKMON	17	GLUE	132	HERSNIFF	268
EDUSKPCOM	18	GLUEEVER	231	HERYDAYS	247
EDUSKPEST	18	GNNDCLN	276	HERYFU	112

INDEX

HERYLU	387	IIALCBNG30D	196	IIMFREC	554
HERYR	218	IIALCFM	196	IIMPCONCN	462
HERYRTOT	113	IIALCFY	192	IIMPBOOT	463
HIGHBPAGE	547	IIALCRC	179	IIMPCHLDR	463
HIGHBPEVR	541	IIALCYFU	203	IIMPHHLD	464
HIGHBPMED	546	IIAMDEIMP	493	IIMPHHLDM	464
HIVAIDSAG	546	IAMDDEL	493	IIMPPEOP	463
HIVAIDSEV	540	IAMDEYR	493	IIMPPEOPM	463
HLCALL99	38	IIBZOANYR	189	IIMPPEMEM	462
HLCALLFG	38	IIBZONMYR	191	IIMPRES	465
HLCLAST	33	IICBDHMPREC	179	IIMPRESM	465
HLCNOTMO	33	IICD2YFU	201	IIMPSOC	464
HLCNOTYR	33	IICDUAGE	201	IIMPSOCM	464
HLLOSRSN	34	IICGRAGE	202	IIMPWORK	465
HLNV COST	34	IICGRFM	195	IINHAL30N	198
HLNVNEED	34	IICGRRC	177	IINHALAGE	207
HLNVOFFR	34	IICGRYFU	202	IINHALREC	187
HLNVREF	34	IICHMPUS	36	IINHAILYFO	194
HLNVSOR	35	IICIGAGE	201	IINHAILYFU	207
HLTINALC	32	IICIGFM	195	IINSUR4	38
HLTINDRG	32	IICIGRC	177	IIKETMINREC	186
HLTINMNT	33	IICIGYFU	201	IIK117_2	28
HLTINNOS	33	IICOCAGE	204	IIKRATREC	553
HPALCMT	537	IICOCFM	197	IILSDAGE	205
HPALCCUT	538	IICOCFY	192	IILSDRC	185
HPALCFRO	538	IICOCRC	184	IILSDYFU	206
HPALCNOT	538	IICOCYFU	204	IIMARIT	13
HPALCPRB	538	IICOSUIPLNYR	466	IIMCCHP	36
HPALCTX	538	IICOSUITHNK	466	IIMEDICR	36
HPDRGTALK	539	IICOSUITRYR	467	IIMETHAM30N	199
HPQTT0B	537	IICRKAGE	204	IIMETHAMAGE	207
HPUSEALC	536	IICRKFM	197	IIMETHAMREC	187
HPUSEDRG	536	IICRKFY	193	IIMETHAMYFO	194
HPUSET0B	536	IICRKRC	184	IIMETHAMYFU	207
HR30EST	115	IICRKYFU	204	IIMHTERED	526
HRBSTWAY	114	IIDAMTFXREC	187	IIMHTINHOSP	526
HRDAYPMO	114	IIDSTCHR12	461	IIMHTINOPL	527
HRDAYPWK	114	IIDSTCHR30	460	IIMHTINRHAB	526
HRDAYPYR	114	IIDSTEFF12	462	IIMHTINRSMH	526
HRFQFLG	113	IIDSTEFF30	460	IIMHTOUTDOC	527
HRNDLREC	270	IIDSTHOP12	461	IIMHTOUTHOSP	527
HRSMKREC	268	IIDSTHOP30	459	IIMHTOUTMHCR	527
HRSNFREC	268	IIDSTNGD12	462	IIMHTOUTOPL	528
HRTCONDAG	544	IIDSTNGD30	460	IIMHTOUTRHAB	527
HRTCONDEV	539	IIDSTNRV12	461	IIMHTOUTSCHL	528
HRTCONDYR	545	IIDSTNRV30	459	IIMHTOUTTHR	527
HRTOTFG	113	IIDSTRST12	461	IIMHTPEERSPC	528
HTANSWER	533	IIDSTRST30	459	IIMHTPHVID	528
HTINCHE2	533	IIDSTWORST	460	IIMHTRXMED	528
HVYDRKMON	227	IIECSTMOAGE	206	IIMHTSUPGRP	526
IFATHER	28	IIECSTMOREC	186	IIMJAGE	203
I2ALCFM	196	IIECSTMOFYFU	207	IIMJFM	197
I2ALCFY	192	IIEDUHIGHST2	13	IIMJFY	192
I2ALCRC	179	IIFAMIN3	41	IIMJMONDAB	183
I2CGRFM	195	IIFAMPMT	40	IIMJMONEAT	183
I2CGRRC	177	IIFAMSOC	40	IIMJMONMOUTH	183
I2CIGFM	195	IIFAMSSI	40	IIMJMONPILL	184
I2CIGRC	177	IIFAMSVC	40	IIMJMONSKIN	184
I2COCFM	197	IIFENTANYR	188	IIMJMONSMOKE	182
I2COCFY	193	IIFENTNMYR	190	IIMJMONVAP_O	180
I2COCRC	184	IIFLVVAPREC	553	IIMJMONVAPE	180
I2CRKFM	198	IIFSTAMP	40	IIMJRC	179
I2CRKFY	193	IIGHBREC	277	IIMJYFU	203
I2CRKRC	185	IIHALLUC30N	198	IIMJYRDAB	181
I2HERFM	198	IIHALLUCAGE	205	IIMJYREAT	181
I2HERFY	193	IIHALLUCREC	185	IIMJYRMOUTH	181
I2HERRC	185	IIHALLUCYFO	194	IIMJYROTHER	182
I2LSDRC	186	IIHALLUCYFU	205	IIMJYRPILL	182
I2MJFM	197	IIPHERAGE	205	IIMJYRSKIN	181
I2MJFY	192	IIPHERFM	198	IIMJYRSMOKE	180
I2MJRC	179	IIPHERFY	193	IIMJYRVAPE	182
I2PCPRC	186	IIPHERC	185	IIMJYRVAPE_O	183
I2WRKST18	27	IIPHERYFU	205	IINICVAP30N	196
I2WRKSTAT	27	IIHH65_2	29	IINICVAPAGE	202
IIALCAGE	203	IIHHSIZ2	28	IINICVAPREC	178

INDEX

IINICVAPYFU	203	IISUTPHVID	407	INHALOT5	135
IINPCOLDREC	277	IISUTRXALC	407	INHALOTH	133
IIOTHHLT	37	IISUTRXDRG	407	INHALREC	137
IIOXCNANYR	188	IISUTSUPGRP	405	INHLYFO	137
IIOXCNNMYR	190	IISYNMRJREC	553	INHLYFU	136
IIPCAGE	206	IISYNSTMREC	553	INHLYR	221
IIPCPRC	186	IITROANYREC	188	INHDPYMO	138
IIPCIFYFU	206	IITRONM30FQ	199	INHDPYWK	138
IIPINC3	41	IITRONMAGE	210	INHDSYSR	138
IPIPLF	178	IITRONMINIT	208	INHEASWY	138
IPIPMN	178	IITRONMREC	190	INHFOFLG	137
IPMNICDEP	68	IITRONMYFU	209	INHLAGLST	392
IPNRANYREC	188	IUD5PNRMIS	368	INHLMOLST	393
IPNRNM30FQ	199	IUD5PNRUNM	368	INHLYRLST	392
IPNRNMAGE	209	IUD5SEDMIS	369	INHNDAYPM	249
IPNRNMINIT	208	IUD5SEDUNM	370	INHNDAYR	248
IPNRNMREC	189	IUD5STMMIS	369	INHOSPYR	534
IPNRNMYFU	209	IUD5STMUNM	369	INHOTOTFG	137
IPRVHLT	36	IUD5TRQMIS	368	IRALCAGE	203
IPYSEV5ALC	370	IUD5TRQUNM	369	IRALCBNG30D	196
IPYSEV5COC	371	IWELMOS	41	IRALCFM	196
IPYSEV5HAL	371	IWRKSTAT	27	IRALCFY	192
IPYSEV5HER	371	IWRKSTAT18	27	IRALCRC	179
IPYSEV5INH	371	ILIMFOTHFG	557	IRALCFYFU	203
IPYSEV5MRJ	370	ILIMFOTHMN	558	IRAMDEIMP	493
IPYSEV5MTH	372	ILIMFOTHYR	557	IRAMDELST	493
IPYUD5ALC	366	ILLALCFLG	229	IRAMDEYR	493
IPYUD5COC	366	ILLALCMON	228	IRBZOANYR	189
IPYUD5HAL	367	ILLANDALC	228	IRBZONMYR	191
IPYUD5HER	367	ILLEMFLAG	227	IRCBDHMPREC	179
IPYUD5INH	367	ILLEMMON	227	IRCD2YFU	201
IPYUD5MRJ	366	ILLEMYR	227	IRCDUAGE	201
IPYUD5MTH	368	ILLFLAG	226	IRCGRAGE	201
ISALVIAREC	187	ILLMON	226	IRCGRFM	195
ISEDANYREC	189	ILLORALC	228	IRCGRRC	177
ISEDNM30FQ	200	ILLYR	226	IRCGRYFU	202
ISEDNMAGE	211	ILTOBALCFG	228	IRCHMPUS	36
ISEDNMINIT	208	ILTOBALCMN	228	IRCIGAGE	201
ISEDNMREC	191	ILTOBALCYR	228	IRCIGFM	195
ISEDNMYFU	210	ILTOBVAPALC	228	IRCIGRC	177
ISEVPNRMIS	372	IMFEVER	552	IRCIGYFU	201
ISEVPNRUNM	372	IMFFLAG	556	IRCOFACE	204
ISEVSEDMIS	374	IMFMON	556	IRCOCFM	197
ISEVSEDUNM	374	IMFNDLEVER	552	IRCOCFY	192
ISEVSTMMIS	373	IMFNEDFLAG	557	IRCOCRU	184
ISEVSTMUNM	373	IMFYR	556	IRCOCYFU	204
ISEVTROMIS	373	MOTHER	28	IRCOSUIPLNYR	466
ISEVTRQUNM	373	MPCONCN	453	IRCOSUITHNK	466
ISMKLS30N	195	MPDYFRQ	456	IRCOSUITRYR	466
ISMKLSRECE	178	MPGOUT	453	IRCRKAGE	204
ISMKLSSTRY	202	MPGOUTM	453	IRCRKFM	197
ISMKLSYFU	202	MPHHLDM	454	IRCRKFY	193
ISTMANYREC	189	MPHHLDM	455	IRCRKRC	184
ISTMNM30FQ	199	MPPEOP	453	IRCRKYFU	204
ISTMNMAGE	210	MPPEOPM	454	IRDAMTFXREC	187
ISTMNMINIT	208	MPREMEM	452	IRDSTCHR12	461
ISTMNMREC	190	MPRESP	455	IRDSTCHR30	459
ISTMNMRYFU	210	MPRESPM	455	IRDSTEFF12	462
ISUICTHNK	465	IMPSOC	454	IRDSTEFF30	460
ISUIPLANYR	466	IMPSOCM	454	IRDSTHOP12	461
ISUITRYR	466	IMPWEEKS	456	IRDSTHOP30	459
IISUTDETOX	408	IMPWORK	455	IRDSTNGD12	462
IISUTERED	405	IMPYDAYS	456	IRDSTNGD30	460
IISUTINHOSP	405	INCOME	42	IRDSTNRV12	460
IISUTINOPL	406	INHAL30ES	139	IRDSTNRV30	459
IISUTINRHAB	405	INHAL30N	139	IRDSTRST12	461
IISUTINRSMH	405	INHALAGE	136	IRDSTRST30	459
IISUTOUTDOC	406	INHALEVER	136	IRDSTWORST	460
IISUTOUTHOSP	407	INHALFLAG	220	IRECSTMOAGE	206
IISUTOUTMHCR	406	INHALMFU	137	IRECSTMOREC	186
IISUTOUTOPL	407	INHALMON	221	IRECSTMOPYFU	206
IISUTOUTRHAB	406	INHALOT1	134	IREDUHIGHST2	13
IISUTOUTSCHL	407	INHALOT2	135	IRFAMIN3	41
IISUTOUTTHRP	406	INHALOT3	135	IRFAMPMT	40
IISUTPEERSPC	408	INHALOT4	135	IRFAMSOC	40

INDEX

IRFAMSSI	40	IRMJMONPILL	184	IRSTMNMINIT	208
IRFAMSVC	40	IRMJMNSKIN	183	IRSTMNMREC	190
IRFENTANYR	188	IRMJMNSMOKE	182	IRSTMNMVFU	210
IRFENTNMYR	190	IRMJMONVAP_O	180	IRSUCTHNC	465
IRFLVVAPREC	553	IRMJMONVAPE	180	IRSUIPLANR	466
IRFSTAMP	40	IRMJRC	179	IRSUITRYR	466
IRGHBREC	277	IRMJYFU	203	IRSUTDETOX	408
IRHALLUC30N	198	IRMJYRDAB	180	IRSUTERED	405
IRHALLUCAGE	205	IRMJYREAT	181	IRSUTINHOSP	405
IRHALLUCREC	185	IRMJYRMOUTH	181	IRSUTINOPL	406
IRHALLUCYFQ	193	IRMJYROTHR	182	IRSUTINRHAB	405
IRHALLUCYFU	205	IRMJYRPILL	181	IRSUTINRSMH	405
IRHERAGE	204	IRMJYRSKIN	181	IRSUTOUTDOC	406
IRHERFM	198	IRMJYRSMOKE	180	IRSUTOUTHOSP	406
IRHERFY	193	IRMJYRVAPE	182	IRSUTOUTMHCR	406
IRHERRC	185	IRMJYRVAPE_O	182	IRSUTOUTOPL	407
IRHERYFU	205	IRNICVAP30N	196	IRSUTOUTRHAB	406
IRHH65_2	29	IRNICVAPAGE	202	IRSUTOUTSCHL	407
IRHHSIZ2	28	IRNICVAPREC	178	IRSUTOUTTHRP	406
IRIMFREC	554	IRNICVAPYFU	203	IRSUTPEERSPC	408
IRIMPCONCN	462	IRNPCOLDREC	277	IRSUTPHVID	407
IRIMPGOUT	463	IROTHHLT	37	IRSUTRXALC	407
IRIMPGOUTM	463	IROXCNANYR	188	IRSUTRXDRG	407
IRIMPHHLD	464	IROXCNNMYR	190	IRSUTSUPPGRP	405
IRIMPHHLDM	464	IRPCPAGE	206	IRSYNMRJREC	553
IRIMPPEOP	463	IRPCPRC	186	IRSYNSTMREC	553
IRIMPPEOPM	463	IRPCPYFU	206	IRTRQANYREC	188
IRIMPREMEM	462	IRPINC3	41	IRTRQNM30FQ	199
IRIMPRES	465	IRPIPLF	177	IRTRQNMAGE	209
IRIMPRESM	465	IRPIPMN	178	IRTRQNMINIT	208
IRIMPSOC	464	IRPMNICDEP	68	IRTRQNMREC	190
IRIMPSOCM	464	IRPNRANYREC	188	IRTRQNMVFU	209
IRIMPWORK	465	IRPNRNM30FQ	199	IRUD5PNRMIS	368
IRINHAL30N	198	IRPNRNMAGE	209	IRUD5PNRUNM	368
IRINHALAGE	207	IRPNRNMINIT	208	IRUD5SEDMIS	369
IRINHALREC	187	IRPNRNMREC	189	IRUD5SEDUNM	369
IRINHALYFQ	194	IRPNRNMVFU	209	IRUD5STMMIS	369
IRINHALYFU	207	IRPRVHLT	36	IRUD5STMUNM	369
IRINSUR4	38	IRPYSEV5ALC	370	IRUD5TRQMIS	368
IRKETMINREC	186	IRPYSEV5COC	370	IRUD5TRQUNM	368
IRK117_2	28	IRPYSEV5HAL	371	IRWELMOS	40
IRKRATREC	553	IRPYSEV5HER	371	IRWRKSTAT	27
IRLSDAGE	205	IRPYSEV5INH	371	IRWRKSTAT18	27
IRLSDRC	185	IRPYSEV5MRJ	370	KETMINESK	117
IRLSDYFU	206	IRPYSEV5MTH	372	KETMINFLAG	220
IRMARIT	13	IRPYUD5ALC	366	KETMINMON	220
IRMCDCHP	36	IRPYUD5COC	366	KETMINREC	129
IRMEDICR	36	IRPYUD5HAL	367	KETMINYR	220
IRMETHAM30N	199	IRPYUD5HER	367	KIDNYDSAG	546
IRMETHAMAGE	207	IRPYUD5INH	367	KIDNYDSEV	540
IRMETHAMREC	187	IRPYUD5MRJ	366	KRATEVER	550
IRMETHAMYFQ	194	IRPYUD5MTH	367	KRATOMFLAG	555
IRMETHAMYFU	207	IRSALVIAREC	187	KRATOMMON	555
IRMHTERED	526	IRSEDANYREC	189	KRATOMYR	555
IRMHTINHOSP	526	IRSEDNM30FQ	200	KRATREC	550
IRMHTINOPL	526	IRSEDNMAGE	211	KSSLR6MAX	468
IRMHTINRHAB	526	IRSEDNMINIT	208	KSSLR6MON	468
IRMHTINRSMH	526	IRSEDNMREC	191	KSSLR6MONED	457
IRMHTOUTDOC	527	IRSEDNMVFU	210	KSSLR6YR	468
IRMHTOUTHOSP	527	IRSEVPNRMIS	372	KSSLR6YRED	458
IRMHTOUTMHCR	527	IRSEVPNRUNM	372	LANGVER	565
IRMHTOUTOPL	528	IRSEVSEDMIS	374	LGAS	132
IRMHTOUTRHAB	527	IRSEVSEDUNM	374	LGASEVER	231
IRMHTOUTSCHL	528	IRSEVSTMIS	373	LMIPY	470
IRMHTOUTTHRP	527	IRSEVSTMUNM	373	LMMIPY	471
IRMHTPEERSPC	528	IRSEVTRQMIS	372	LMMISUD5ANY	471
IRMHTPHVID	528	IRSEVTRQUNM	373	LSD	116
IRMHTRXMED	528	IRSEX	13	LSDAGE	126
IRMHTSUPPGRP	526	IRSMKLLSS30N	195	LSDAGLST	389
IRMJAGE	203	IRSMKLLSREC	178	LSDFLAG	219
IRMJFM	197	IRSMKLLSSTRY	202	LSDMFU	127
IRMJFY	192	IRSMKLLSSYFU	202	LSDMLU	390
IRMJMONDAB	183	IRSTMANYREC	189	LSDMON	219
IRMJMONEAT	183	IRSTMNM30FQ	199	LSDREC	127
IRMJMONMOUTH	183	IRSTMNMAGE	210	LSDYFU	126

INDEX

LSDYLU	389	MHTUNMED	524	MKMBGHTPILL	99
LSDYR	219	MHTUNNOFND	522	MKMBGHTREC	96
LVLDIFCARE2	12	MHTUNNOHLP	524	MKMBGHTVAPE	98
LVLDIFCOMM2	12	MHTUNNOOPN	522	MKMBGHTYR	95
LVLDIFHEAR2	11	MHTUNPRIV	523	MKMFREEYR	95
LVLDIFMEM2	12	MHTUNPROBS	522	MKMGREWYR	95
LVLDIFSEE2	11	MHTUNPTHNK	523	MKMLOOGMCOM2	99
LVLDIFWALK2	11	MHTUNSTART	523	MKMLOOOUNCE	100
MAINI02	6	MHTUNTIME	523	MKMOTHWAYYR	96
MDEIMPY	519	MHTUNWHER	522	MKMSELLMRJ	100
MEDICARE	31	MICATPY	471	MKMTRADEYR	95
MEDMJPA2	94	MILSTAT	8	MMIPY	470
MEFQFLG	141	MILTCHLDR	19	MOVSINPYR2	10
MESC	116	MILTFAMLY	18	MR30EST	91
MESCEVER	230	MILTPARNT	19	MRBSTWAY	89
METHAGLST	393	MILTSIBLN	19	MRDAYPMO	90
METHAM30E	143	MILTSPPAR	18	MRDAYPWK	90
METHAM30N	143	MJAGE	88	MRDAYPYR	90
METHAMAGE	140	MJALLMEDYR	94	MRJAGLST	379
METHAMEVR	140	MJANYMEDYR	94	MRJDABMON	230
METHAMFLAG	221	MJCmothmon	217	MRJDABYR	229
METHAMMFU	141	MJCmothYR	216	MRJEATMON	230
METHAMMON	221	MJDABMON	217	MRJEATYR	229
METHAMREC	141	MJDABYR	215	MRJFLAG	215
METHAMYFQ	141	MJDAY30A	90	MRJMDAYS	249
METHAMYFU	140	MJEATMON	217	MRJMLU	380
METHAMYR	221	MJEATYR	215	MRJMON	215
METHDYPMO	142	MJEVER	87	MRJMONVAP2	217
METHDYPWK	142	MJFQFLG	89	MRJMTHYR	229
METHDYSYR	142	MJMFU	88	MRJOTHRMON	230
METHEASWY	142	MJMONDAB	93	MRJOTHRYR	229
METHMOLST	394	MJMONEAT	93	MRJPLLYR	229
METHNDAYPM	249	MJMONMOUTH	93	MRJSKNYR	229
METHNDAYYR	248	MJMONPILL	94	MRJSMKMON	230
METHNDLRC	270	MJMONSKIN	93	MRJSMKYR	229
METHNEEDL	270	MJMONSMOKE	92	MRJYDAYS	247
METHYRLST	393	MJMONVAP	93	MRJYLU	379
METOTFG	141	MJMTHMON	217	MRJYR	215
MHNTCARE	532	MJMTHYR	216	MRJYRBFER	379
MHNTCONSO	531	MJONLYFLAG	226	MRTOTFG	89
MHNTCOST	530	MJONLYMON	226	MTHNEDEVER	278
MHNTENFCV	530	MJONLYYR	226	MXMJPNLT	49
MHNTFFLKE	531	MJOTHYR	216	NDSSDEPND	67
MHNTFORCE	532	MJPLLMON	217	NEWRACE2	15
MHNTHNDL	531	MJPLLYR	216	NICVAP30N	56
MHNTINSCV	530	MJREC	89	NICVAPAGE	55
MHNTMEDS	532	MJSKNMON	217	NICVAPEVER	55
MHNTNOFND	530	MJSKNYR	216	NICVAPFLAG	213
MHNTNOHLP	532	MJSMKMON	216	NICVAPMFU	56
MHNTNOOPN	531	MJSMKYR	215	NICVAPMON	213
MHNTPRIV	531	MJVAPMON	216	NICVAPREC	56
MHNTPROBS	531	MJVAPMON O	217	NICVAPYFU	55
MHNTPTHNK	531	MJVAPYR	215	NICVAPYR	213
MHNTSTART	531	MJVAPYR O	215	NICVPMDAYS	248
MHNTTIME	531	MJYFU	88	NITOXID	132
MHNTWHER	530	MJYRDAB	91	NITOXIEVER	231
MHTINOTHPY	529	MJYREAT	91	NMERTMT2	534
MHTINPPY	529	MJYRMOUTH	92	NMNGTHS2	535
MHTNSEEKPY	530	MJYROTHER	92	NMVSOEST	535
MHTOUTNDOC	529	MJYRPILL	92	NMVSOPT2	535
MHTOUTOTPY	529	MJYRSKIN	92	NOBOOKY2	43
MHTOUTPPY	529	MJYRSMOKE	87	NOMARR2	8
MHTRTOTHPY	529	MJYRTOT	89	NONABOVEV	541
MHTRTPY	529	MJYRVAP	91	NPCOLDFLAG	279
MHTSEEKTX	521	MKMAMTPDCOM2	96	NPCOLDMON	279
MHTSHLDTX	521	MKMBGHT30N2	96	NPCOLDYR	279
MHTSKTHPY	530	MKMBGHTDAB	98	NRCH17 2	28
MHTUNCARE	525	MKMBGHTDISP	97	OPIANYR	223
MHTUNCONSO	523	MKMBGHTDRPS	98	OPIIMFNMMN	557
MHTUNCOST	521	MKMBGHTEDBLE	98	OPIIMFNMYR	557
MHTUNENFCV	522	MKMBGHTJNT	97	OPINMMON	225
MHTUNFFLKE	524	MKMBGHTKNW	97	OPINMYR	225
MHTUNFORCE	524	MKMBGHTLOO	97	OTCFLAG	267
MHTUNHNDL	524	MKMBGHTLTN	99	OTDGNDLA	272
MHTUNINSCV	521	MKMBGHTOTH	99	OTDGNDLB	273

INDEX

OTDGN DLC	274	PNRRSPAIN	150	RXALPRMIS	242
OTDGN DLD	274	PNRRSRELX	151	RXAMMEANY	236
OTDGN DLE	275	PNRRSSLEP	151	RXAMMEMIS	244
OTDGN DLRC	275	PNRRSSOR	152	RXAMPHANY	237
OTDGN EDL	271	PNRWYGAMT	148	RXAMPHMIS	244
OTHAEREVER	232	PNRWYLN GR	149	RXANORANY	237
OTHAEROS	133	PNRWYNORX	148	RXANORMIS	245
OTHINS	38	PNRWYOTFN	149	RXBARBANY	239
OTHRPNRANY	234	PNRWYOTWY	149	RXBARBMIS	246
OTHRPNRMIS	242	POVERTY3	42	RXBUPRANY	233
OTHRSEDANY	239	PRALDLY2	444	RXBUPRMIS	240
OTHRSEDMIS2	246	PRBSOLV2	446	RXBZOSANY	238
OTHRSTMANY	237	PRCHORE2	443	RXBZOSMIS	246
OTHRSTMMIS	245	PREG	548	RXBZOTANY	234
OTHRTRQANY	236	PREG2	548	RXBZOTMIS	242
OTHRTRQMIS	244	PREGAGE2	14	RXCLONANY	235
OXCNANYR	144	PREGNANT	533	RXCLONMIS	243
OXCNNMAGE	145	PREGPGM2	446	RXCODEANY	233
OXCNNMMFU	146	PREVIOL2	446	RXCODEMIS	240
OXCNNMYFU	145	PRGDJOB2	443	RXCYCLANY	236
OXCNNMYR	145	PRLMTTV2	443	RXCYCLMIS	243
OXYCNANYR	221	PRMJEVR2	444	RXDEMEANY	234
OXYCNNMYR	223	PRMJMO	444	RXDEMEMIS	241
PARCHKHW	442	PROB	50	RXDIAZANY	235
PARHLPHW	443	PROBATON	47	RXDIAZMIS	243
PARLMTSN	443	PRPKIG2	444	RXESZOANY	238
PAROL	50	PRPROUD2	443	RXESZOMIS	246
PAROLREL	47	PRTALK3	446	RXFLURANY	239
PCP	116	PRVDRG02	446	RXHYDCANY	232
PCPAGE	127	PRVHLTN	32	RXHYDCMIS	239
PCPAGLST	390	PRXRETRY	30	RXHYDMANY	234
PCPFLAG	219	PRXYDATA	30	RXHYDMMIS	241
PCPMFU	128	PSILCY	117	RXLORAANY	235
PCPMLU	391	PSILCYEVER	230	RXLORAMIS	242
PCPMON	219	PSYANYFLAG	223	RXMORPANY	233
PCPPREC	128	PSYANYR	223	RXMORPMIS	240
PCPYFU	127	PSYCHFLAG	225	RXMRLXANY	235
PCPYLU	390	PSYCHMON	225	RXMRLXMIS	243
PCPYR	219	PSYCHYR	225	RXMTDNANY	234
PDEN10	5	PYUDSALC	362	RXMTDNMIS	241
PEYOTE	116	PYUD5COC	363	RXMTHPANY	237
PEYOTEEVER	230	PYUD5HAL	363	RXMTHPMIS	245
PIPE30DY	61	PYUD5SHER	363	RXOXCOANY	232
PIPEVER	61	PYUD5INH	363	RXOXCOMIS	240
PIPFLAG	212	PYUD5MRJ	362	RXOXYMANY	233
PIPMON	212	PYUD5MTH	364	RXOXYMMIS	241
PMNICDEP	67	QUESTID2	3	RXPROVANY	237
PNRANYFLAG	221	RCVMHTNSUT	532	RXPROVMIS	245
PNRANYLIF	144	RCVSUTAMHT	532	RXSOMAANY	236
PNRANYREC	144	RCVSUTNMHT	532	RXSOMAMIS	243
PNRANYR	221	RCVSUTOMHT	532	RXTEMAANY	239
PNRMAINRSN	256	RCVYMHPRB	555	RXTRAMANY	233
PNRNDAYPM	250	RCVYSUBPRB	555	RXTRAMMIS	240
PNRNM30AL	148	RKFODBLT	419	RXTRIAANY	238
PNRNM30D	147	RKFOPBLT	419	RXZALEANY	238
PNRNM30ES	148	RLGATTD	447	RXZOHYANY	232
PNRNM30FQ	147	RLGDCSN	447	RXZOHYMIS	239
PNRNMAGE	147	RLGFRND	447	RXZOLPANY	238
PNRNMFLAG	223	RLGIMPT	447	RXZOLPMIS	246
PNRNMINIT	146	RSKBNGDLY	417	SALVIADIV	117
PNRNMMLAS1	150	RSKBNGWK	417	SALVIAFLAG	220
PNRNMMLIF	145	RSKCIGPKD	415	SALVIAMON	220
PNRNMMLFU	147	RSKCOCMON	416	SALVIAREC	130
PNRNMMON	223	RSKCOCWK	417	SALVIAYR	220
PNRNMREC	146	RSKHERTRY	416	SCHFELT	442
PNRNMRYFU	147	RSKHERWK	416	SEDANYFLAG	222
PNRNMRYR	223	RSKLSDTRY	416	SEDANYLIF	170
PNRNRXFG	153	RSKLSDWK	416	SEDANYREC	170
PNRRSDGFX	152	RSKMRJMON	415	SEDANYR	222
PNRRSEMOT	151	RSKMRJWK	415	SEDMANRSN	259
PNRRSEXPT	151	RSKYFQDGR	419	SEDNDAYPM	250
PNRRSHIGH	151	RSKYFQTES	419	SEDNM30AL	173
PNRRSHOOK	152	RSNMRJMO	103	SEDNM30D	172
PNRRSMAN	153	RSNOMRJ	103	SEDNM30ES	172
PNRRSOTRS2	152	RXALPRANY	235	SEDNM30FQ	172

INDEX

SEDNMAGE	171	SRCFRSEDNM	262	SUTOUTCNSPY	410
SEDNMFLAG	224	SRCFRSTMMN	261	SUTOUTCOC	397
SEDNMINIT	171	SRCFRTRQNM	261	SUTOUTCOCPY	409
SEDNMLAST	174	SRCPNRNM2	260	SUTOUTDRALPY	411
SEDNMLIF	171	SRCSEDNM2	260	SUTOUTDRGPY	411
SEDNMMFU	172	SRCSTMMN2	260	SUTOUTHALL	397
SEDNMMON	224	SRCTRQNM2	260	SUTOUTHALPY	409
SEDNMREC	171	STDANYR	539	SUTOUTHER	397
SEDNMYFU	172	STMANYFLAG	222	SUTOUTHERPY	409
SEDNMYR	224	STMANYLIF	161	SUTOUTINHL	397
SEDNORXFG	176	STMANYREC	161	SUTOUTINHPY	410
SEDRSDGFX	175	STMANYR	222	SUTOUTMETH	398
SEDRSEMOT	175	STMMAINRSN	258	SUTOUTMRJ	396
SEDRSEXPT	174	STMNDAYPM	250	SUTOUTMRJPY	409
SEDRSHIGH	175	STMNDLREC	165	SUTOUTMTHPY	410
SEDRSHOOK	175	STMNDLYR	165	SUTOUTNDOC	409
SEDRSMAN	176	STMNM30AL	164	SUTOUTODG	399
SEDRSOTRS2	176	STMNM30D	163	SUTOUTOPIPY	410
SEDRSRELX	174	STMNM30ES	164	SUTOUTPNR	398
SEDRSSLEP	175	STMNM30FQ	163	SUTOUTPNRPY	410
SEDRSSOR	175	STMNMAE	162	SUTOUTPPY	409
SEDWYGAMT	173	STMNFLAG	224	SUTOUTPSYPY	410
SEDWYLNDR	173	STMNINIT	162	SUTOUTSED	399
SEDWYNORX	173	STMNMLAS1	166	SUTOUTSEDPY	410
SEDWYOFTN	173	STMNMLIF	162	SUTOUTSTM	398
SEDWYOTWY	174	STMNMMFU	163	SUTOUTSTMPY	410
SERVICE	8	STMNMMON	224	SUTOUTTQSDPY	410
SEVYRPNRANY	377	STMNMYR	224	SUTOUTTRO	399
SEVYRSEDANY	377	STMNMREC	162	SUTOUTTROPY	410
SEVYRSTMANY	377	STMNMYFU	163	SUTOUTTSPY	411
SEVYRTRQANY	377	STMNMYR	224	SUTPEERADB	400
SEXAGE	15	STMNORXFG	169	SUTPHVIADB	400
SEXTRACT	10	STMRSALRT	167	SUTPHVIALC	411
SEXIDENT	11	STMRSCONC	166	SUTPHVIDRG	411
SEXTRACE	15	STMRSDFGX	167	SUTRTALCPY	412
SMIPPY	469	SMRSEXPT	167	SUTRTDRALPY	412
SMIPY	470	SMRSHIGH	167	SUTRTDRGPY	411
SMIRSUD5ANY	471	SMRSHOOK	168	SUTRTOHPY	412
SMISUD5ANY	471	SMRSMAN	169	SUTRTPY	411
SMISUD5ANYO	472	SMRSOTRS2	168	SUTRTUNSPY	412
SMKAGLAST	382	SMRSSOR	168	SUTSKTHPY	412
SMKLSMDAYS	248	SMRSSSTDY	167	SUTSUPPADB	396
SMKLS30E	59	SMRSWGHT	166	SUTUNCARE	404
SMKLS30N	58	STMWYGAMT	164	SUTUNCONSO	402
SMKLSSEVR	57	STMWYLNDR	165	SUTUNCOST	400
SMKLSSEVLAG	212	STMWYNORX	164	SUTUNENFCV	401
SMKLSMFMU	58	STMWYOFTN	164	SUTUNFFLKE	403
SMKLSMFMON	213	STMWYOTWY	165	SUTUNFORCE	403
SMKLSMREC	58	STNDALC	442	SUTUNHNDL	403
SMKLSSTRY	57	STNDDNK	442	SUTUNINSCV	401
SMKLSSTYFU	57	STNDSOIG	442	SUTUNINSCV	401
SMKLSSTRY	213	STNDSCIG	442	SUTUNNOFND	401
SMKMOLAST	383	STNDSCMJ	442	SUTUNNOHLP	404
SMKYRLAST	382	SUICHTNK	456	SUTUNNOOPN	401
SMMIPY	470	SUIPLANYR	457	SUTUNPRIV	402
SNFAMJEV	423	SUNTCARE	414	SUTUNPROBS	402
SNRLDCSN	423	SUNTCONSO	414	SUTUNPTHNK	402
SNRLFRND	424	SUNTFCOST	412	SUTUNQUIT	403
SNRLGIMP	423	SUNTENCV	413	SUTUNSTART	403
SNRLGSVC	423	SUNTFFLKE	414	SUTUNTIME	402
SNYATTAK	422	SUNTFORCE	414	SUTUNWHER	401
SNYSELL	422	SUNTHNDL	414	SVBZOANYR	170
SNYSTOLE	422	SUNTINSCV	413	SVBZONMYR	176
SOLVENEVER	231	SUNTNOFND	413	SVYRCNSANY	378
SOLVENT	132	SUNTNOHLP	414	SVYRDUDANY	378
SPAINTEVER	232	SUNTNOOPN	413	SVYROPIANY	378
SPDPSTMON	468	SUNTPRIV	413	SVYRPSYANY	377
SPDPSTYR	468	SUNTPROBS	413	SVYRSUDANY	378
SPEAKENGL	11	SUNTPTHNK	413	SVYRTOSDANY	377
SPPAINT	133	SUNTQUIT	414	SYNMRJEVR	551
SRCCLFRPNR	262	SUNTSTART	414	SYNMRJFLAG	556
SRCCLFRSED	262	SUNTTIME	413	SYNMRJMON	556
SRCCLFRSTM	262	SUNTWHER	413	SYNMRJREC	551
SRCCLFRTRQ	262	SUTINPPY	409	SYNMRJYR	556
SRCFRPNRNM	261	SUTNEEDPY	412	SYNSTMEVR	551
		SUTOUTALC	396	SYNSTMFLAG	556
		SUTOUTALCPY	409		

INDEX

SYNSTMMON	556	UADPAID	84	UDCCWDSLEEP	302
SYNSTMREC	551	UADPEOP	83	UDCCWDTIRED	302
SYNSTMYR	556	UADPLACE	85	UDCCWORKPRB	301
TALKPROB	445	UADPUBL	83	UDCCWSHSTOP	299
TCHGJOB	442	UADROTH	84	UDHAFMLYCTD	317
TELEAPTYR	535	UADSCHL	84	UDHAFMLYPRB	317
TELEAPTYR2	548	UDSALNILANY	376	UDHAGETHURT	317
TOBALCFLG	228	UD5CNSANY	375	UDHAHLTHCTD	315
TOBALCMN	228	UD5HRPNRANY	375	UDHAHLTHPRB	315
TOBALCYR	228	UD5IEMANY	376	UDHALESSEFF	314
TOBCIGONL	213	UD5ILALANY	376	UDHALRGAMTS	313
TOBCIGVAP2	214	UD5ILALANY	376	UDHAMNTLCTD	316
TOBFLAG	213	UD5ILLANY	375	UDHAMNTLPRB	315
TOBMON	213	UD5ILNALANY	376	UDHANEEDMOR	314
TOBVAPONL2	214	UD5OPIANY	375	UDHANOTSTOP	314
TOBVNICFLAG	214	UD5PSYANY	375	UDHASTOPACT	316
TOBVNICMON	214	UD5TRQSDANY	375	UDHASTURGE	313
TOBVNICYR	214	UDALAVOIDWD	287	UDHATIMEGET	313
TOBYR	213	UDALAVWALCO	287	UDHATIMEUSE	312
TQSDANYFLG	222	UDALAVWOTH	288	UDHATRYSTOP	314
TQSDANYR	222	UDALAVWSVTR	287	UDHAWANTBAD	313
TQSDNMFLAG	225	UDALBLCKCTD	283	UDHAWORKPRB	316
TQSDNMMON	225	UDALBLCKOUT	283	UDHAWSHSTOP	315
TQSDNMYR	225	UDALFMLYCTD	285	UDHEAVOIDWD	311
TRBZOANYR	154	UDALFMLYPRB	284	UDHEAVWHERN	312
TRBZONMYR	160	UDALGETHURT	285	UDHEAVWOTH	312
TRIMEST	548	UDALHLTHCTD	282	UDHEAVWPNRL	312
TRQANYFLAG	221	UDALHLTHPRB	282	UDHEFMLYCTD	309
TRQANYLIF	154	UDALLESSEFF	281	UDHEFMLYPRB	309
TRQANYREC	154	UDALLRGAMTS	280	UDHEGETHURT	309
TRQANYR	222	UDALMNTLCTD	283	UDHEHLTHCTD	307
TRQMAINRSN	257	UDALMNTLPRB	283	UDHEHLTHPRB	307
TRQNDAYPM	250	UDALNEEDMOR	281	UDHELESSEFF	306
TRQNM30AL	157	UDALNOTSTOP	282	UDHELRGAMTS	305
TRQNM30D	156	UDALSTOPACT	284	UDHEMNTLCTD	308
TRQNM30ES	156	UDALSTRURGE	281	UDHEMNTLPRB	307
TRQNM30FQ	156	UDALTIMEGET	280	UDHENEEDMOR	306
TRQNMAGE	155	UDALTIMEUSE	280	UDHENOTSTOP	306
TRQNMFLAG	224	UDALTRYSTOP	281	UDHESTOPACT	308
TRQNMINT	155	UDALWANTBAD	280	UDHESTRURGE	305
TRQNMLAS1	158	UDALWDFLANC	287	UDHETIMEGET	305
TRQNMMLIF	155	UDALWDHALUC	286	UDHETIMEUSE	304
TRQNMFMU	156	UDALWDSITST	286	UDHETRYSTOP	306
TRQNMMON	224	UDALWDSLEEP	286	UDHEWANTBAD	305
TRQNMREC	155	UDALWDSWEAT	285	UDHEWDCRAMP	310
TRQNMRYFU	156	UDALWDTRMBL	285	UDHEWDDIARR	310
TRQNMRYR	224	UDALWDVOMIT	286	UDHEWDIFEVER	311
TRQNRXFG	160	UDALWORKPRB	284	UDHEWDFLBLU	309
TRQRSDGFX	159	UDALWSHSTOP	282	UDHEWDRUNNY	310
TRQRSEMOT	159	UDCAVOIDWD	303	UDHEWDSLEEP	311
TRQRSEXPT	158	UDCCAVWOCN	303	UDHEWDSWEAT	310
TRQRSHIGH	159	UDCCAVWMETH	304	UDHEWDVOMIT	310
TRQRSHOOK	159	UDCCAVWOTH	304	UDHEWDYAWNS	311
TRQRSMAIN	160	UDCCAVWSTIM	304	UDHEWORKPRB	308
TRQRSOTRS2	160	UDCCFMLYCTD	301	UDHEWSHSTOP	307
TRQRSRELX	158	UDCCFMLYPRB	301	UDINFMLYCTD	322
TRQRSLEP	159	UDCCGETHURT	301	UDINFMLYPRB	321
TRQRSSOR	159	UDCCHLTHCTD	299	UDINGETHURT	322
TRQWYGAMT	157	UDCCHLTHPRB	299	UDINHLTHCTD	320
TRQWYLNGR	157	UDCCLESSEFF	298	UDINHLTHPRB	320
TRQWYNORX	157	UDCCLRGAMTS	297	UDINLESSEFF	319
TRQWYOFTN	157	UDCCMNTLCTD	300	UDINLRGAMTS	318
TRQWYOTWY	158	UDCCMNTLPRB	300	UDINMNTLCTD	320
UADBAR	83	UDCCNEEDMOR	298	UDINMNTLPRB	320
UADBUND	85	UDCCNOTSTOP	299	UDINNEEDMOR	318
UADBWHO	84	UDCCSTOPACT	300	UDINNOTSTOP	319
UADCAG	85	UDCCSTRURGE	298	UDINSTOPACT	321
UADCAR	83	UDCCTIMEGET	297	UDINSTRURGE	318
UADEVNT	83	UDCCTIMEUSE	297	UDINTIMEGET	318
UADFRD	86	UDCCTRYSTOP	298	UDINTIMEUSE	317
UADFWHO	85	UDCCWANTBAD	298	UDINTRYSTOP	319
UADHOME	83	UDCCWDDREAM	302	UDINWANTBAD	318
UADMONY	84	UDCCWDFLBLU	302	UDINWORKPRB	321
UADOTHM	83	UDCCWDHNGRY	303	UDINWSHSTOP	319
UADOTSP2	84	UDCCWDSITST	303	UDMEAVOIDWD	329

INDEX

UDMEAVWCOCN	329	UDPRMNTLPRB	333	UDSVWDSWEAT	359
UDMEAVWMETH	329	UDPRNEEDMOR	331	UDSVWDTRMBL	359
UDMEAVWOTHR	330	UDPRNOTSTOP	332	UDSVWDVOMIT	360
UDMEAVWSTIM	329	UDPRSTOPACT	334	UDSVWORKPRB	358
UDMEFMLYCTD	327	UDPRSTRURGE	331	UDSVWSHSTOP	356
UDMEFMLYPRB	326	UDPRTIMEGET	330	UDTRAVOIDWD	345
UDMEGETHURT	327	UDPRTIMEUSE	330	UDTRAVWALCO	346
UDMEHLTHCTD	325	UDPRTRYSTOP	332	UDTRAVWOTHR	346
UDMEHLTHPRB	325	UDPRWANTBAD	331	UDTRAVWSVTR	345
UDMELESSEFF	324	UDPRWDCRAMP	336	UDTRFMLYCTD	343
UDMELRGAMTS	323	UDPRWDDIARR	336	UDTRFMLYPRB	343
UDMEMNTLCTD	325	UDPRWDFEVER	337	UDTRGETHURT	343
UDMEMNTLPRB	325	UDPRWDFLBLU	335	UDTRHLTHCTD	341
UDMENEEDMOR	323	UDPRWDRUNNY	336	UDTRHLTHPRB	341
UDMENOTSTOP	324	UDPRWDSLEEP	337	UDTRLESSEFF	340
UDMESTOPACT	326	UDPRWDSWEAT	336	UDTRLRGAMTS	339
UDMESTRURGE	323	UDPRWDVOMIT	335	UDTRMNTLCTD	342
UDMETIMEGET	322	UDPRWDYAWNS	337	UDTRMNTLPRB	341
UDMETIMEUSE	322	UDPRWORKPRB	334	UDTRNEEDMOR	340
UDMETRYSTOP	324	UDPRWVSHSTOP	332	UDTRNOTSTOP	340
UDMEWANTBAD	323	UDSTAVOIDWD	353	UDTRSTOPACT	342
UDMEWDDREAM	328	UDSTAVWCOCN	353	UDTRSTRURGE	339
UDMEWDFLBLU	327	UDSTAVWMETH	353	UDTRTIMEGET	339
UDMEWDHNGRY	328	UDSTAVWOTHR	354	UDTRTIMEUSE	338
UDMEWDSITST	328	UDSTAVWSTIM	353	UDTRTRYSTOP	340
UDMEWDSLEEP	328	UDSTFMLYCTD	351	UDTRWANTBAD	339
UDMEWDTIRED	327	UDSTFMLYPRB	350	UDTRWDFLANX	345
UDMEWORKPRB	326	UDSTGETHURT	351	UDTRWDHALUC	344
UDMEWSHSTOP	324	UDSTHLTHCTD	349	UDTRWDSITST	345
UDMJAVOIDWD	296	UDSTHLTHPRB	349	UDTRWDSLEEP	344
UDMJAVWMARJ	296	UDSTLESSEFF	348	UDTRWDSWEAT	343
UDMJAVWOTHR	297	UDSTLRGAMTS	347	UDTRWDTRMBL	344
UDMJFMLYCTD	293	UDSTMNTLCTD	349	UDTRWDVOMIT	344
UDMJFMLYPRB	292	UDSTMNTLPRB	349	UDTRWKPBR	342
UDMJGETHURT	293	UDSTNEEDMOR	347	UDTRWSHSTOP	341
UDMJHLTHCTD	291	UDSTNOTSTOP	348	UDYR5PNRANY	376
UDMJHLTHPRB	290	UDSTSTOPACT	350	UDYR5SEDANY	376
UDMJLESSEFF	289	UDSTSTRURGE	347	UDYR5STMANY	377
UDMJLRGAMTS	288	UDSTTIMEGET	346	UDYR5TROQANY	377
UDMJMNTLCTD	291	UDSTTIMEUSE	346	VEREP	4
UDMJMNTLPRB	291	UDSTTRYSTOP	348	VESTR C	4
UDMJNEEDMOR	289	UDSTWANTBAD	347	WHODASDAED	458
UDMJNOTSTOP	290	UDSTWDDREAM	352	WHODASDASC	469
UDMJSTOPACT	292	UDSTWDFLBLU	351	WHODASSCED	458
UDMJSTRURGE	289	UDSTWDHNGRY	352	WHODASTOTSC	469
UDMJTIMEGET	288	UDSTWDSITST	352	WRK35WKUS	22
UDMJTIMEUSE	288	UDSTWDSLEEP	352	WRKDHRSWK2	21
UDMJTRYSTOP	290	UDSTWDTIRED	351	WRKDPSTWK	21
UDMJWANTBAD	289	UDSTWORKPRB	350	WRKDPSTYR	23
UDMJWDANGRY	293	UDSTWVSHSTOP	348	WRKDRGALB	25
UDMJWDAPPET	294	UDSVAVOIDWD	361	WRKDRGEDU	25
UDMJWDCHILL	296	UDSVAVWALCO	361	WRKDRGHLP	25
UDMJWDDEPRS	294	UDSVAVWOTHR	362	WRKDRGPOL	24
UDMJWDFEVER	295	UDSVAVWSVTR	361	WRKEFFORT	22
UDMJWDFLANX	293	UDSVFMLYCTD	359	WRKHADJOB	21
UDMJWDHEDAC	296	UDSVFMLYPRB	358	WRKLASTYR2	24
UDMJWDSHAKE	295	UDSVGETHURT	359	WRKNJBPYR	23
UDMJWDSITST	294	UDSVHLTHCTD	357	WRKNJBWKS	23
UDMJWDSLEEP	294	UDSVHLTHPRB	356	WRKNUMJOB2	23
UDMJWDSTMCH	295	UDSVLESSEFF	355	WRKOKPREH	26
UDMJWDSWEAT	295	UDSVLRGAMTS	354	WRKOKRAND	26
UDMJWORKPRB	292	UDSVMNTLCTD	357	WRKRSNOB	22
UDMJWVSHSTOP	290	UDSVMNTLPRB	357	WRKRSNOT	22
UDPRAVOIDWD	337	UDSVNEEDMOR	355	WRKSELFEM	23
UDPRAVWHERN	338	UDSVNOTSTOP	356	WRKSICKMO	24
UDPRAVWOTHR	338	UDSVSTOPACT	358	WRKSKIPMO	24
UDPRAVWP NRL	338	UDSVSTRURGE	355	WRKSTATWK2	21
UDPRFMLYCTD	335	UDSVTIMEGET	354	WRKTST1ST	26
UDPRFMLYPRB	334	UDSVTIMEUSE	354	WRKTSTALC	25
UDPRGETHURT	335	UDSVTRYSTOP	356	WRKTSTDRG	25
UDPRHLTHCTD	333	UDSVWANTBAD	355	WRKTSTHRM	26
UDPRHLTHPRB	332	UDSVWDFLANX	361	WRKTSTRDM	26
UDPRLESSEFF	331	UDSVWDHALUC	360	WTANSWER	534
UDPRLRGAMTS	330	UDSVWDSITST	360	WTPOUND2	534
UDPRMNTLCTD	333	UDSVWDSLEEP	360	YALTMDE	518

INDEX

YCOUNMDE	517	YMDEIMAD5YR	520	YOWRELES	501
YDOCMDE	517	YMDELTA	515	YOWREMOR	501
YEATNDYR	425	YMDERSUD5ANY	516	YOWRENRG	504
YECIGFRNDOF2	427	YMDERXO2	518	YOWRGAIN	502
YECIGNEXTYR2	427	YMDSESUD5ANYO	516	YOWRGNL2	502
YECOMACT	437	YMDETXR	516	YOWRGROW	502
YEDECLAS	438	YMDEYR	515	YOWRHRS	499
YEDERGLR	438	YMIMI5YANY	520	YOWRIMP	499
YEDESPCL	438	YMIMR5YANY	520	YOWRJNO	504
YEDGPRGP	436	YMIMS5YANY	520	YOWRJTT	504
YEFALACT	437	YMIUD5YANY	516	YOWRLOSE	502
YEFALDLY	434	YMSUD5YANY	516	YOWRLSIN	501
YEFMJEVR	434	YNURSMDE	517	YOWRLSL2	503
YEFMJMO	434	YO_MDEA1	506	YOWRNOGD	505
YEFPKCIG	434	YO_MDEA2	506	YOWRPLSR	501
YEGALDLY	433	YO_MDEA3	506	YOWRPREG	502
YEGMJEVR	433	YO_MDEA4	506	YOWRPROB	500
YEGMJMO	433	YO_MDEA5	506	YOWRSLEP	503
YEGPKCIG	433	YO_MDEA6	506	YOWRSLNO	504
YEHMSLYR	425	YO_MDEA7	507	YOWRSLOW	504
YELSTGRD	426	YO_MDEA8	507	YOWRSMOR	503
YEOTHACT	438	YOATTAK2	444	YOWRTHOT	505
YEPALDLY	432	YOCOUNS	512	YOWRWRTH	505
YEPCHKHW	428	YODPDISC	497	YPSY1MDE	517
YEPCHORE	429	YODPLSIN	498	YPSY2MDE	517
YEPGDJOB	429	YODPPROB	500	YRELMDE	517
YEPHLPHW	428	YODPR2WK	498	YRXMDEYR	516
YEPLMTSN	429	YODPREV	497	YSDSHOME	519
YEPLMTTV	429	YODSCEV	497	YSDSOVRL	519
YEPMJEVR	432	YODSLSIN	498	YSDSREL	519
YEPMJMO	432	YODSMMDE	507	YSDSSOC	519
YEPKPCIG	432	YOFAMDOC	511	YSDSWRK	519
YEPPROUD	430	YOFIGHT2	443	YSOCMDE	517
YEPBSLV	436	YOGRPFT2	443	YTHACT2	446
YEPRGSTD	437	YOHERBAL	512	YTXMDEYR	516
YEPRTDNG	436	YOHGUN2	444	YUCOSUIPLN	441
YEPVNTYR	439	YOLOSEV	497	YUCOSUIPLN2	448
YERLDCSN	439	YOLSI2WK	498	YUCOSUITHK	440
YERLFRND	440	YOMDMDE	517	YUCOSUITHK2	447
YERLGIMP	439	YOMHMDE	517	YUSUIPLN	440
YERLGSVC	439	YONURSE	512	YUSUIPLNYR	447
YESCHACT	437	YOOTHDOC	511	YUSUITHK	440
YESCHFLT	425	YOOTHHLP	513	YUSUITHKYR	447
YESCHIMP	426	YOOTHMHP	512		
YESCHINT	426	YOPB2WK	508		
YESCHWRK	425	YOPBAGE	508		
YESLFHLP	436	YOPBDLYA	507		
YESTSALC	428	YOPBINTF	507		
YESTSCIG	427	YOPBNUM	508		
YESTSDNK	428	YOPBRMBR	508		
YESTSMJ	427	YOPSDAYS	510		
YETCGJOB	426	YOPSHMGT	509		
YETLKBGF	435	YOPSRELS	510		
YETLKNON	435	YOPSSOC	510		
YETLKOTA	435	YOPSWORK	509		
YETLKPAR	435	YOPSYCH	511		
YETLKSOP	435	YOPSYMD	511		
YEVIOPRV	436	YORELIG	512		
YEYARGUP	430	YORX12MO	513		
YEYATTAK	431	YORXHLP	513		
YEYFGTGP	430	YORXNOW	513		
YEYFGTSW	430	YOSEEDOC	511		
YEYHGUN	431	YOSELL2	444		
YEYSELL	431	YOSOCWRK	512		
YEYSTOLE	431	YOSTOLE2	444		
YFLADLY2	445	YOTMTHLP	514		
YFLMJMO	445	YOTMTNOW	513		
YFLPKCG2	444	YOWRAGE	500		
YFLTMRJ2	445	YOWRCHR	499		
YHBCHMDE	518	YOWRCONC	505		
YHLTMDE	518	YOWRDCSN	505		
YMDEAUD5YR	515	YOWRDEPR	500		
YMDEHARX	518	YOWRDIET	503		
YMDEHPO	518	YOWRDISC	501		
YMDEHPRX	518	YOWRDST	499		

INDEX

Appendix A

Drug Codes for Open-Ended Questions

The final drug codes for the 2022 National Survey on Drug Use and Health (NSDUH) were created from answers that respondents specified for use, misuse,¹ or treatment (including perceived need for treatment) for substances other than those that respondents were asked about directly in the interview. These responses are often referred to in NSDUH as “OTHER, Specify” data. Respondents in the 2022 NSDUH could specify (a) use in their lifetime of other hallucinogens or inhalants; (b) misuse in the past 12 months of other prescription drugs (pain relievers, tranquilizers, stimulants, or sedatives); (c) use of a needle in their lifetime to inject other drugs besides cocaine, heroin, or methamphetamine; and (d) other substances for which they received inpatient or outpatient treatment in the past 12 months.

This appendix does not include the codes for cough and cold medications mentioned in the special drugs section (edited variables COLDYR1 through COLDYR5). The cough and cold medicine codes are unique to those measures.

The substance use questions in NSDUH underwent a major redesign in 1999, and the prescription drug questions underwent a major redesign in 2015, greatly expanding the number of specific prescription drugs asked about in the interview.

Drug codes 101-199 and 1001-1999 represent sedatives, codes 201-299 and 2001-2999 represent tranquilizers, codes 301-399 and 3001-3999 represent stimulants, codes 401-499 and 4001-4999 represent pain relievers, codes 501-599 and 5001-5999 represent inhalants, and codes 601-699 and 6001-6999 represent hallucinogens. Opiates, not otherwise specified in the 401-499 and 4001-4999 code series (for example, heroin, speedball, and black tar heroin), are grouped in the 701-799 series. Drugs that do not fall in the above classifications are represented by the 801-899 and 8001-8999 code series.

Drugs are sorted by drug code in this appendix. Data users who know the name of a drug or part of a drug’s name can search for that drug in the electronic codebook using the appropriate search function (e.g., Ctrl-F for .docx files in Microsoft Word or PDF files in Adobe Acrobat if using a computer with a Windows operating system). Listed below are guidelines for online searching of the electronic appendix for drug codes.

- Do not require searches to be case sensitive. For example, searching for the term “bromo” will take data users to code 698 (2C-B, Bromo mescaline, Nexus), in which “Bromo” is capitalized, and code 6173 (2,5-dimethoxy-4-bromoamphetamine, Brolamfetamine, DOB), in which “bromo” is not capitalized.
- Search for alternate text strings if an initial search does not identify the code being sought. For example, code 698 includes the text string “2C-B.” In a search that is not case sensitive, code 698 will not be identified by searching for “2cb” without the hyphen or for “2-cb” instead of “2c b.” However, code 698 will be identified by shortening the search to “2c” or by searching for an alternative text string, such as “bromo.”

¹ Misuse of prescription drugs also has been referred to in NSDUH as “nonmedical” use. Since 2015, misuse of prescription drugs has been defined as use “in any way a doctor did not direct you to use it/them.” Examples of misuse provided to respondents include (a) use without a prescription of your own; (b) use in greater amounts, more often, or longer than directed; or (c) use in any other way not directed by a doctor.

- Please be aware when searching for drug codes that some drugs are very similar in nomenclature or spelling. For example, the code level definitions for 2,5-Dimethoxy-4-methylphenethylamine (code 6154) and 2,5 Dimethoxy-4-methyl**thio**phenethylamine (code 6159) differ only in terms of the “thio” text for code 6159. These two codes will be identified in searches for “dimethoxy,” “methyl,” or “phenethylamine.” Data users could therefore incorrectly choose the drug corresponding to code 6154 when they intended to find the drug corresponding to code 6159, or vice versa. Therefore, data users are encouraged to examine all results from a search to avoid choosing an incorrect code from a similarly named drug.

Table A.1 Numeric Listing of Drug Codes for Open-Ended Questions, 2022 NSDUH Computer-Assisted Interviewing

Code	Definition
101	Butisol
102	Buticaps
103	Amytal
104	Mebaral
105	Placidyl, Ethchlorvynol
106	Doriden
107	Noludar
108	Nembutal
109	Seconal
110	Tuinal
111	Dalmane [see also 1502]
112	Restoril [see also 1503]
113	Halcion [see also 1504]
114	Amobarbital
115	Phenobarbital
116	Methaqualone, Sopor, Quaalude [see also 138]
117	Chloral hydrate, Noctec
118	Pentobarbital, Pentothal, Sodium pentothal, Thiopental
119	Secobarbital
120	Downers; OTHER Sedative, NOT OTHERWISE SPECIFIED
121	USED SEDATIVE, DON'T KNOW NAME
122	Over-the-counter sleep aid; not specified <OTC>
123	Unisom <OTC>
124	Yellow jackets
126	Sominex <OTC>
127	Nytol <OTC>
128	Nervine <OTC>
129	Reds
130	Promethazine
132	Sleepettes <OTC>
137	7-14
138	Mandrax, Mandrix [see also 116]
139	Black widows
142	Belladonna
145	Red devil(s)
146	Bentyl, Dicyclomine
152	Eskabarb
153	Luminal
154	Alurate
156	Sodium barbital
157	Barbiturates
159	Octanox
163	Blue meanies
164	Yellow zombies
171	NyQuil <OTC>

Code	Definition
172	Dream Ease <OTC>
173	Wafers
174	Ambien [see also 1501]
176	Melatonin <OTC>
177	Bean
179	Water tee [sic]
180	Tylenol PM <OTC>
181	Excedrin PM <OTC>
182	Melzone
184	Red and blues
186	Butalbital
187	Belladonna plant/flower/root, deadly nightshade
188	Prosom
189	Sonata, Zaleplon
190	Dormin <OTC>
191	Blues
194	Quiet World <OTC>
195	Lotusate, Talbutal
196	Simply Sleep <OTC>
197	Topamax
198	Seducaps
201	Valium [see also 2506]
202	Librium [see also 2507]
203	Limbitrol [see also 276]
204	Menrium
205	Serax [see also 2508]
206	Tranxene
207	Ativan [see also 2503]
208	Centrax
209	Xanax [see also 2501, 2502]
210	Paxipam
211	BuSpar [see also 2511]
212	Miltown [see also 220]
213	Equanil [see also 220]
214	Deprol
215	Vistaril [see also 2512]
216	Atarax [see also 2512]
217	Durrax
219	SK-Lygen
220	Meprobamate
221	OTHER Tranquilizer, NOT OTHERWISE SPECIFIED
222	USED TRANQUILIZER, DON'T KNOW NAME
223	Methocarbamol
229	Librax
234	Flexeril [see also 2509]
237	Midazolam

Code	Definition
242	Equagesic
246	Klonopin [see also 2504, 2505]
260	PCB
266	Verstran
268	Rohypnol, Flunitrazepam, roche, roofies
276	Limbitrol DS [see also 203]
278	Benzodiazepines
281	Blue ringer
288	Baclofen
290	Metaxalone, Skelaxin
296	Novoxapam
297	Cafia
301	Dexedrine
302	Dexamyl
303	Eskatrol
304	Benzedrine
305	Biphetamine
306	Desoxyn
307	Tenuate [see also 3505]
308	Tepanil
309	Didrex [see also 3504]
310	Plegine
311	Preludin
312	Ionamin
313	Adipex-P [see also 3507]
314	Pondimin, Fenfluramine
315	Voranil
316	Sanorex
317	Mazanor
318	Ritalin [see also 3502]
319	Cylert
320	Dextroamphetamine
321	Methedrine
322	Methamphetamine (“ice” or “crank”), Meth [see also 3126]
323	Obedrin-L.A.
324	Uppers; OTHER Stimulant, NOT OTHERWISE SPECIFIED
325	USED STIMULANT, DON’T KNOW NAME
326	White cross
327	Black beauties, black beauty
328	Pink hearts
329	Bird’s eggs, robin’s eggs, speckled eggs
330	Blue birds, blue jays, blue robins, speckled bird
331	Blancs, whites
332	Ephedrine
333	357 Magnum, Magnum 44 <OTC>
334	Crossroads, cross tops

Code	Definition
336	Diet pills
337	White molly
339	Amphetamines, otherwise unspecified
341	Pink roses
342	Purple hearts
344	Bennies
345	Black molly
346	Marax
347	Phenylpropanolamine
348	Crystal
349	Phendimetrazine [see also 3506]
351	Cathinone, cat, khat, q’at
353	No-Doz <OTC>
354	Vivarin <OTC>
355	Crystal meth
356	Dexies
357	Heart-shaped black pills
358	20/20
359	Criss cross
360	Rainbow speed
363	Bam(s)
364	Pseudoephedrine <OTC>
366	Duromine
368	Peanut butter crank
374	Christmas tree(s)
376	TAC
377	Albuterol
379	Hearts
380	Pink ladies
381	P.O.T.C.
382	Footballs, pink footballs, purple footballs
383	Pre-Sate
384	Little crosses
385	Little pink ones
386	Herbal ecstasy
388	Pink lemon
390	Max Alert
394	Debs
395	Black cats
396	Black RJs, RJ8
398	Pink crosses
401	Darvon
402	Dolene
403	SK-65
404	Wygesic
405	Levo-Dromoran
406	Percodan
407	Demerol [see also 4511]
408	Dilaudid, Hydromorphone
409	Tylenol with Codeine, Tylenol 3, Tylenol 4

Code	Definition
410	Phenaphen with Codeine, Phenaphen 3
411	Talwin
412	Talwin NX
413	Talacen
414	Propoxyphene
415	Codeine pills [see also 4506]
416	Anileridine
417	Morphine
418	Methadone [see also 4512]
419	Stadol, Stadol NS
420	OTHER Pain Reliever, NOT OTHERWISE SPECIFIED
421	USED PAIN RELIEVER, DON'T KNOW NAME
422	Motrin
423	Percocet
424	Fioricet
425	Advil <OTC>
426	Fiorinal
427	Darvocet, Darvocet-N
429	Frost 222
430	Aspirin, Ecotrin, Empirin <OTC>
431	Tylox
432	Rufen
433	Paregoric
434	Vicodin [see also 4501, 4502, 4503, 4504]
435	Tylenol, Tylenol Extra-Strength <OTC>
436	Bufferin <OTC>
438	Anaprox, Naprosyn, Naproxen, Naxen
439	222, Canadian 222
442	Ibuprofen
443	Diflunisal, Dolobid
444	Aspirin with Codeine, Empirin 3, Empirin 4
445	Norgesic Forte
447	Synalgos, Synalgos DC
450	Acetaminophen, including non-Tylenol brands <OTC>
453	Organidin with Codeine
454	Novocain, Procaine
455	Fiorinal with Codeine
457	T's and blues, tee's and b's, tops and bottoms
458	Mepergan, Mepergan Fortis
462	Norflex, Orphenadrine
465	Fentanyl [see also 4508, 4509]
466	Midol <OTC>
467	Tolectin
468	Excedrin <OTC>
469	Leritine

Code	Definition
470	Cafergot
471	Butazolidin
472	Indocin, Indomethacin
473	Pyridium
476	Duradrin, Isocom, Midrin
477	Melumbrina, Neo-Melumbrina
478	Nogirtronia
480	Robitussin AC with Codeine
481	Acular, Dolac, Ketorolac tromethamine, Torradlo
487	Ariel
490	Nalbuphine, Nubain
491	PDR
495	Red cross
496	Ultram
498	Mefenamic acid, Ponstan, Ponstel
499	Aleve <OTC>
501	Gasoline or lighter fluids
502	Spray paints
503	Other aerosol sprays
504	Shoeshine liquid, glue, or toluene; Super Glue; rubber cement; airplane or model glue; chemical glue
505	Lacquer thinner or other paint solvents
506	Amyl nitrite, "poppers," locker room odorizer, "rush," isobutyl nitrate, bolt
507	Halothane, ether, or other anesthetics; chloroform
508	Nitrous oxide, "whippets," dentist gas
509	Correction fluids, degreasers, cleaning fluids, Liquid Paper [see also 524], K2r spot remover, Typewash
510	OTHER Inhalant, NOT OTHERWISE SPECIFIED
511	Markers, felt-tip pens, ink pens, Sharpies
512	Incense
516	CHC, chlorofluorocarbon, Freon, refrigerant
517	Toluol
518	Acetone, nail polish remover
519	Helium
520	Old paint, paint
521	Propane [see also 525, 544]
522	Liquid TV (MTV), TV tuner, TV11Y
523	Matches
524	White-Out [see also 509]
525	Butane [see also 521, 544]
526	Nail polish
527	Phenyl nitrate
528	Whipped-cream can
529	Moth balls

Code	Definition
531	Candy, powdered candy, sugar
533	Window sealant
534	Deodorant [see also 827]
536	Fire halt
537	Air horn, boat horn, condensed horn
539	ScotchGard
540	PAM
541	Binaca
542	Brasso, lens cleaner, spirits of ammonia, smelling salts
543	Liquid oxygen, oxygen
544	Lighter gases, not specified [see also 521, 525]
545	Car tailpipe exhaust fumes, Carbon monoxide, CO, gasoline motor exhaust fumes
546	Leather protector, suede protector
548	Cologne, isopropanol vapors, rubbing alcohol, perfume
550	Methyl chloride
551	Oven cleaner
553	Pixie sticks
554	Insect killer (e.g., Raid)
555	Chillers
556	Energene
557	Hagwash [sic], Hogwash
558	Kool Aid
559	LOLOY
560	Dishwashing detergent, laundry detergent, soap
561	Amputee gas cleanser
562	Ban apple gas
563	Acetylene
564	Electric contact cleaner
565	Trichloroethane
566	Smoked tea from Lipton tea bag
567	Pertussin spray
568	Tally
569	Peganento
571	Black jack
572	Etam
573	Furniture polish
574	Tornado
576	C.A.T.
577	Rave runners
580	Medusa
582	WD-40
585	TCL
586	Carbon from empty soft drink bottle
587	Mineral ice
588	Antifreeze
589	Tire shine/tire cleaner
590	Canned air, compressed air

Code	Definition
591	Air brush propellant, air brush cartridge
592	Computer air duster, computer cleaner, dust-off, dust X
594	Starting fluid
595	Chlorine
596	Femo clay
597	Trichloronitrate
598	Ethylene dichloride
599	Potpourri
601	LSD (“acid”) [see also 618]
602	Peyote
603	Mescaline
604	Psilocybin (mushrooms), sclerotia, shrooms
605	PCP (“angel dust,” phencyclidine)
606	“Ecstasy” (MDMA), X-TC, “X”
607	OTHER Hallucinogen, NOT OTHERWISE SPECIFIED
609	Jimson weed
610	Crystal T
611	Greens
612	Happy stick, sherm, sherman, shermstick
613	Duckweed
614	MDA, Methylenedioxy amphetamine
615	Homemade drugs
616	DET, Dimethyltryptamine, DMT
617	Morning glory seeds, morning glory tendrils, ricea
618	Acid paper, blotter (acid) [see also 601]
619	Tic
620	Blue dragon
621	Red dragon
622	Microdot(s), green microdot, purple microdot
623	Mickey, mickey mouse club, mickey mousers
624	Orange sunshine, sunshine, yellow sunshine
625	Window, window pane, 4-way pane, 4-way
626	Jet fuel
627	Hawaiian wood rose, Hawaiian Woodrose seeds
628	Hawaiian rosebud seed tea
629	Rocket Fuel
630	Black Owsley
631	Purple Owsley
633	Mr. Natural
634	Unicorn

Code	Definition
635	Ginseng seeds, ginseng weed
636	DOM, STP
637	Purple haze
639	Nutmeg, Mace
640	Purple pyramid
642	Pink Floyd
643	Mount queen, queen
645	Thai stick
648	Designer drugs
650	Datura stramonium, daytura, thorn apple
651	Mellow Yellow
652	ALD-52
653	Cricket, cricketshit
654	Eve
655	Flying elephant
656	Mars
657	Orange barrel
658	Special K, Ketamine
659	Boat
660	Bufotenin ,Toad, toad licking
662	Kanepolin
663	Animal tranquilizer, horse tranquilizer
664	Purple fingers
665	Paniolis
666	Zonick
668	Yellow tiny pills
669	Stropharia
670	Monkey dust
672	Suncrush
673	Orange
674	Pee-pope
677	Skunk II
678	Banana peels
679	Hell bells
681	Lovely
682	Kif
686	Spider in my feet
687	Spray
688	AMP
690	RID
691	Maximum impact
693	Lemon drops
695	Angel's trumpet, floripondio
698	2C-B, Bromo mescaline, Nexus
699	BOHA-49B
701	OTHER Opiates, NOT OTHERWISE SPECIFIED
702	Heroin
703	Opium, otherwise unspecified
704	Dope

Code	Definition
705	Speedball (heroin + cocaine)
706	Smack
707	Black tar heroin
709	Poppy
710	Laudanum, opium tincture
711	Shirka
801	OTHER Drugs, NOT OTHERWISE SPECIFIED
802	THC, cannabinal, marinol, tetrahydrocannabinol
803	Marijuana, MarrJane [sic], Mary Jane, MJ, pot, weed, hemp
804	Hashish
805	Cocaine, coca, cocaína, coke, perico, Coca
806	Crack, rock
807	Alcohol, beer, ethanol, EtOH, pink champagne
808	All of the ones I've tried
809	Pills
810	Freebase
812	Cigars
813	Cigarettes, tobacco (type unspecified)
814	Caffeine <OTC>
815	Coffee <OTC>
816	Smokeless tobacco, snuff, chewing tobacco
817	Hard stuff
818	Nicotine
819	Inderal, Propranolol
820	Penicillin
821	Amoxicillin, Ampicillin, Pentrexyl
822	Rabbit tobacco
824	Steroids
825	Theo-Dur
826	Alupent
827	Aluminum chloride [see also 534]
828	Tetracycline
829	Robitussin DM <OTC>
830	Mad bull
831	Honey oil
832	Primo
833	Bone
834	Loveboat
836	Antabuse
837	Paris 400
840	Over-the-counter cough medicine (contents unspecified) <OTC>
841	Allerest <OTC>, Contac <OTC>
843	Antihistamine, cold medicine, cold tablets <OTC>
844	Blood pressure medication

Code	Definition
846	Erythromycin
847	GHB, NSC, gamma hydroxybutyrate
848	Liquid vitamin, vitamin pills <OTC>
849	Monosodium glutamate (MSG) <OTC>
850	Slack
852	Formaldehyde, wak [sic], whack (embalming fluid)
854	Juice
857	Wicki stick
858	Antibiotic
865	Diuretics, water pills
866	Boomers
867	Boron
873	Contraceptives, Ferutal, Mircette, Ortho Novum,
874	Premarin
875	Buds
876	Glass
877	Methazolamide
880	Frios
881	YLOALE
883	Dextromethorphan hydrobromide <OTC>
884	Snow
885	Drixoral <OTC>
886	Spanish fly
891	Famotidine, Pepcid
892	Carafate, Sucralfate
893	Estrogen
894	Depakene, Depakote, Valproic acid
895	Tagamet, Cimetidine
896	Catapres, Clonidine
897	Synthroid, Levothyroxine
898	Propylene
899	Bromophen
900	Not a drug
900	Non-drug reason given for a drug
1001	Benadryl, Diphenhydramine <OTC>
1003	Donnatal
1004	Valerian <OTC>
1005	Imovane, Zopiclone
1006	Oxcarbazepine, Trileptal
1007	Robitussin P.M. <OTC>
1008	Rohr 714, Rorer 714
1009	Mogadon
1010	Diprivan
1011	Eszopiclone, Lunesta
1012	Brevital
1013	Ambien CR
1014	Tylenol Flu Nighttime <OTC>

Code	Definition
1015	Wild lettuce
1016	Phenazepam
1017	Rozerem
1018	Advil PM <OTC>
1019	Donormyl <OTC>
1022	Atropine
1023	Relaxen <OTC>
1024	Homemade sedative
1025	Acetaminophen P.M., including non-Tylenol brands <OTC>
1026	Moon drops <OTC>
1027	ZzzQuil <OTC>
1028	Dormidina
1029	Sleep-Eze <OTC>
1030	Alteril <OTC>
1031	Zolfresh
1032	Aleve pm <OTC>
1033	Promethazine DM
1034	Topiramate
1035	Doxylamine succinate
1501	Zolpidem [see also 174]
1502	Flurazepam [see also 111]
1503	Temazepam [see also 112]
1504	Triazolam [see also 113]
2001	Soma [see also 2510]
2002	Muscle relaxers
2003	Zanies, zannies, zans, zany bars
2004	Bromazepam, Lexillum, Lexomil, Lexotan, Lexotamil
2006	Chlorzoxazone
2007	R2
2008	747
2009	Inapsine
2010	Buscopan, Espacil
2013	Hyoscyamine, Levsin
2014	Robaxisal
2015	Flexodin
2016	Xanax XR
2017	Motival
2018	4 Bar, Quad Bar
2019	Soma Compound
2022	Tetrazepam
2023	Tandrilax
2024	Muscoril, Myoril, Neoflax, Thiocolchicoside
2025	Clobazam
2026	Sedoxil
2027	Homemade tranquilizers
2028	Maolate, Chlorphenesin, Musil
2029	Etizolam
2030	Versed
2031	Rivotril

Code	Definition
2032	Flualprazolam
2033	Chlorodiazepam, Diclazepam
2034	Clonazolam
2501	Alprazolam [see also 209]
2502	Xanax bars [see also 209]
2503	Lorazepam [see also 207]
2504	Clonazepam [see also 246]
2505	Clonazepam product, otherwise unspecified [see also 246]
2506	Diazepam [see also 201]
2507	Chlordiazepoxide HCl [see also 202]
2508	Oxazepam [see also 205]
2509	Cyclobenzaprine [see also 234]
2510	Carisoprodol [see also 2001]
2511	Buspirone [see also 211]
2512	Hydroxyzine [see also 215, 216]
3001	Brown and clear
3002	Pep ups
3003	Primatene tablets <OTC>
3004	Black Cadillac
3006	Green amps
3007	Nasal inhalant
3008	Miniwhites
3009	Ephedrone, Methcathinone
3010	KOOD12
3011	Escalation
3012	Stud 100, stud the rock
3013	Tweek
3014	Uptime
3015	Fen-Phen (fenfluramine and phentermine)
3017	Dayquil <OTC>
3018	Up-johns
3019	Peppies
3020	White powder
3021	Blue balls
3023	Adderall
3024	Yohimbe
3025	Moles [sic]
3027	Energy pills
3028	Blackbirds
3029	Soccerballs
3030	Red hearts
3031	Brethine, Bricanyl, Terbutaline
3032	Heads up
3033	Metabolife <OTC>
3034	Speckleberry
3035	Blacks
3036	Ripped fuel <OTC>
3038	Obenil
3039	Theophed
3040	Hyper pills

Code	Definition
3041	Desbutal
3042	30-30
3043	Brown bodies
3044	Caffeine pills/packets <OTC>
3045	Stay awakes <OTC>
3046	Adrenalin, Epinephrine
3047	Sudafed <OTC>
3048	Diet Pep <OTC>
3049	Truck driver's speed
3050	Mini thins
3051	Betel nut, beetlenut
3052	Speed; otherwise unspecified
3053	Maxair, Pirbuterol
3054	Up your gas <OTC>
3055	Clenbuterol
3056	Xenadrine <OTC>
3057	Diet Fuel <OTC>
3058	Metabolift <OTC>
3059	Metabolize and Save <OTC>
3060	Hydroxycut <OTC>
3061	Metab-O-Lite <OTC>
3062	Homemade stimulants
3063	Dymetadrine <OTC>
3064	Ephedra, Ma Huang
3065	MA-300 <OTC>
3066	Alert Blue and Clear <OTC>
3068	Mini Two-way Action <OTC>
3069	DextroStat
3070	Synatan
3071	Adipokinetix <OTC>
3072	Purple Blast <OTC>
3073	Over-the-counter diet pill; otherwise unspecified <OTC>
3074	Stay Trim <OTC>
3075	Inibex
3076	Norephedrine <OTC>
3077	Concerta
3078	Blue and clears
3080	Meridia, Sibutramine
3081	P2P, Phenyl-2-propanone
3082	Fat burner; not otherwise specified
3083	Redotex
3084	Cartwheels
3085	Thermo Carb <OTC>
3086	Adderall XR
3088	Super Stingers <OTC>
3089	Christina, Tina
3090	Provigil [see also 3508]
3091	Black bombers
3092	Metadate CD
3093	Supercaps
3094	Focalin [see also 3503]
3095	LoCarb Turbo <OTC>

Code	Definition
3096	Yaba
3097	Bamadex
3098	Zantrex 3 <OTC>
3099	Asenlix, Clobenzorex
3100	Over-the-counter stimulant; not otherwise specified <OTC>
3101	Dexitac Stay Alert Stimulant. <OTC>
3102	Methylin
3103	RedLine. <OTC>
3104	Slimquick. <OTC>
3105	Affinato
3106	Sedalmerck
3107	Guarana. <OTC>
3109	Dietrex <OTC>
3110	Dexfenfluramine, Redux
3111	Vyvanse
3113	Levophed bitartrate, Norepinephrine
3114	Ritalin LA, Ritalin SR
3115	Isometheptene
3116	4-MCC, 4-methylmethcathinone, MCAT, Mephedrone
3117	Methedrone
3119	MDPV, Methylenedioxypropylamphetamine
3120	DetoxaTrim <OTC>
3122	Nuvigil
3123	Adrafinil, Olmifon
3124	Focalin XR
3125	3, 4-Ethylenedioxy-N-methylamphetamine, EDMA, MDMC
3126	Pervitin [see also 322]
3127	4-FMA, 4-Fluoromethamphetamine
3128	Jet-Alert <OTC>
3129	JavaSLIM green coffee extract <OTC>
3130	IFA-Norex
3131	5-MAPB
3132	4-FA, 4-Fluoroamphetamine, 4-FMP
3133	5-APB
3134	SuperHD <OTC>
3135	Evekeo
3136	4-MEC, 4-Methylethcathinone
3137	3-Fluorophenmetrazine, 3-FPH, 3-FPM, PAL-593
3138	2-CA, 2-Chloroamphetamine
3139	2-FMA, 2-Fluoromethamphetamine
3140	2-FA, 2-Fluoroamphetamine
3141	Cotempla XR-ODT
3142	Amphetamine analogue; otherwise unspecified
3143	Pyrovalerone
3187	Greenies
3188	Anorex, Leptoprin <OTC>
3189	BetaLean <OTC>

Code	Definition
3190	Primatene Mist <OTC>
3501	Amphetamine/dextroamphetamine salts
3502	Methylphenidate [see also 318]
3503	Dexmethylphenidate [see also 3094]
3504	Benzphetamine [see also 309]
3505	Diethylpropion [see also 307]
3506	Bontril [see also 349]
3507	Phentermine [see also 313]
3508	Modafinil [see also 3090]
4001	Actron, Ketoprofen, Orudis, Oruvail
4002	Imitrex, Sumatriptan
4005	Etodolac, Lodine
4007	Happy pills
4008	Brown gel pills
4009	Smilies
4011	Atretol, Carbamazepine, Carbatrol, Epitol, Tegretol
4013	Fenoprofen, Nalfon
4018	Nuprin <OTC>
4022	Buprenex
4023	Pamprin <OTC>
4024	Reynol [sic]
4025	Viserol [sic]
4026	Ventrex [sic]
4027	Rorer
4028	Arthrotec
4029	Feldine, Piroxicam
4030	Triple "S"
4031	Cough syrup/medicine with Codeine
4033	Vicoprofen
4034	Lilly red
4035	Nabumetone, Relafin
4036	Stagesic
4037	MS Contin [see also 4507]
4038	Propacet
4039	Daypro, Oxyprozin
4040	Ridaura
4041	Maxalt, Rizatriptan
4042	M-33
4043	Tramadol
4044	Hydrocodone
4045	Dolgic, Phrenilin Forte, Sedapap
4046	Oxycodone [see also 4505]
4047	Roxicet
4048	Motrin IB <OTC>
4049	Headache power <OTC>
4050	Percogesic <OTC>
4051	Celebrex
4052	Endocet
4053	Codydramol
4054	Zomax

Code	Definition
4055	Vioxx
4056	Cataflam, Diclofenac, Voltaren
4057	Mejoral
4058	Totem poles
4059	Zomig, Zolmitriptan
4060	Ansaid, Flurbiprophen, Majezik
4061	Oramorph SR
4062	Iophen-C Liquid
4063	Naprelan
4064	Epidrin
4065	Roxicodone
4067	OxyContin
4068	Roxilox
4069	Benflogin
4070	Flexagen <OTC>
4071	Syncol
4072	Oxycet
4073	Temgesic
4074	Provil <OTC>
4075	Disalcid, Salflex, Salsalate
4076	Over-the-counter pain reliever; not otherwise specified <OTC>
4077	Tee's
4078	Spasmoproxyn
4079	Anbesol <OTC>
4080	Morphidex
4081	Avamigran
4082	Analgin, Dipyron, Metamizol, Metamizole, Novalgin, Prodolin
4083	Ultracet
4084	Aktren
4085	Advil Migraine <OTC>
4086	Parafon Forte
4087	Torbugesic/Torbutrol (veterinary butorphanol) [see also 419]
4088	Synthetic heroin
4089	Brompton's solution/mixture
4090	Dorixina
4091	K4
4092	Pain reliever lotion, rub; not specified
4093	Tylex, Solpadeine
4094	Tombstones
4095	Dihydrocodeine
4096	Bextra, Valdecoxib
4097	Tussionex
4098	Banamine
4099	Anacin <OTC>
4100	Excedrin Migraine <OTC>
4101	Myprodol
4102	Meloxicam, Mobic
4103	Terpin Hydrate with Codeine
4104	Dolo-Neurobion

Code	Definition
4105	Hydrocodone with APAP; otherwise unspecified
4106	Atroveran
4107	Panlor
4108	Homemade analgesics
4109	Suboxone
4110	Avinza
4111	Clinoril, Sulinac
4112	Saridone
4113	Cosanyl
4114	Nimesulide
4115	Pantopon
4116	Phenergan with Codeine, promethazine with Codeine
4117	Oxy-IR
4118	Sufenta, Sufentanil
4119	Buprenorphine
4120	Opana [see also 4510]
4121	Dorflex
4122	Combiflam
4123	Dolorex
4124	Eletriptan, Relpax
4125	Hycodan, Hydromet, Tussionex
4126	Panafen Plus
4127	Panadeine
4128	Ibuprofen 200 mg/Children's ibuprofen <OTC>
4129	Naproxen Sodium 220 mg <OTC>
4130	Dalgin, Dezocine
4131	Diconal, Dipipanone
4132	Embeda
4133	Tramadol extended release
4134	Ultram ER
4135	Arcoxia, Etoricoxib
4136	Sedalmex <OTC>
4137	Nucynta, Tapentadol
4138	Sprix
4139	Bute tabs, Phenylbutazone
4140	Opana ER (extended release)
4141	Alfenta, Alfentanil
4142	Remifentanil
4143	Vicotuss
4144	Bancap HC
4145	Daprisal
4146	Traumeel <OTC>
4147	Bio Electro pain reliever <OTC>
4148	Butrans transdermal system/patch
4149	Pain patch, otherwise unspecified
4150	Subutex
4151	Acetaminophen; more than max dosage reported <OTC>
4152	Flanid
4153	Morphine extended release

Code	Definition
4154	Musflex <OTC>
4155	Numorphone
4156	Apronax
4157	Profinal
4158	Naratriptan
4159	Aspirin and caffeine tablets/pills <OTC>
4160	Hysingla ER
4161	U-47700
4162	Oxymorphone extended release
4163	Belbuca
4164	Synthetic opioid; otherwise unspecified
4165	Supradol
4166	zubsolv (buprenorphine/naloxone); sublingual
4167	Adco-Dol
4501	Lortab [see also 434]
4502	Norco [see also 434]
4503	Lorcet [see also 434]
4504	Anexsia [see also 434]
4505	Oxycodone product, otherwise unspecified [see also 4046]
4506	Codeine, not in pill form [see also 415]
4507	Kadian [see also 4037]
4508	Duragesic [see also 465]
4509	Sublimaze [see also 465]
4510	Oxymorphone [see also 4120]
4511	Meperidine [see also 407]
4512	Dolophine [see also 418]
5001	Bleach
5003	Methane
5004	Ink print, paper
5005	Cobra rush
5006	Brake fluid
5007	Fly nap
5008	R-R
5011	Ozone
5012	Negros
5013	Lebel 12
5014	Spray O Buzz
5015	MCH
5016	Masking tape, tape adhesive
5017	Oil, lubricant, grease; otherwise unspecified
5018	B-12 (Spanish)
5019	Melted plastic
5020	Wet cement
5021	Octane booster

Code	Definition
5022	Carbon dioxide, CO ₂ , CO ₂ tank, cryogenic cleaning spray, dry ice blasting, dry ice hits
5023	Double eagle
5024	Candle, citronella candle
5025	Lime salt
5026	Silly putty
5027	Benzene
5028	Carburetor cleaner, engine cleaner
5029	Floor wax
5030	Polyurethane (spray, liquid, compound)
5031	Naphtha
5032	Nitrogen
5033	Sur-noxem
5034	Hippie crack
5035	Brake cleaner
5036	Wart remover
5037	Wood filler, wood putty
5038	Tywall
5039	Acetate
5040	Methanol, wood alcohol
5042	Fuels other than gasoline
5043	Carbona
5044	Powdered cleansers (e.g., Ajax, Comet, Boraxo)
5045	Cleaner; not otherwise specified
5046	Glass/window cleaner
5047	Tetrafluoroethylene
5048	MEK, Methyl ethyl ketone
5049	Hand sanitizer; contents unspecified
5050	Burned rubber
5051	Hair chemicals
5052	Silly String
5053	Electric parts cleaner, electronics cleaner
5054	Gum freezer, gum remover
5055	PVC
5056	Eucalyptus oil
5057	Argon
5058	Sealers/sealants; type unspecified
5059	Transmission fluid
5060	Crayons
5061	Lip balm, lip gloss
5062	Amazing Elastic Plastic
5063	Drano/drain cleaner; aerosol unspecified
5064	Erasers
5065	Nail polish dryer, quick drying treatment for nails
5066	Simply Green
5067	Wet Ones wipes

Code	Definition
5068	Smoke from a fire; contents unspecified
5069	Febreze
5070	Silicone
5071	Purell
5072	Air blast
5073	Goof off
5074	Floor wax stripper
5075	Pine-sol
5076	Water/stain repellent; type unspecified
5077	Resistol
5078	Axe body spray
5079	Shellac
5080	Tetrachloroethene
5081	Photographic development fluid
5082	Chalk dust
5083	Ethyl chloride
5084	Dry cleaning fluid/solvent
5085	Toilet bowl hook-ons
5086	Dry Fab
5087	Tennis balls, ping pong balls
5088	Jungle juice
5089	Tattoo Goo Color Guard Spray
5090	PVC Cleaner
5091	Germ-X
5092	Burning/ignited permanent marker
5093	Goo Gone
5094	Scotch Brite
5095	"The Works" shower cleaner
5096	Hemp rope
5097	Lysol; aerosol unspecified
5098	Axe/Axe deodorant; aerosol unspecified
5099	HydroCide
5100	TCE, Trichlorethylene
5101	Difluoroethane
5102	Xylene; otherwise unspecified
5103	Shoe dye
5104	Shoe cleaner; otherwise unspecified
5105	Sulfur; otherwise unspecified
5106	Carbon tetrachloride
5107	Alcanfor, camphor
5108	Tag body spray
5109	Tinactin antifungal spray
5110	Graffiti eraser
5111	Homemade napalm
5112	Lotion (body, hand); contents unspecified
5113	Disinfectant; contents unspecified
5114	Green gas propellant
5115	Polish; contents unspecified
5116	Vinegar
5117	Turpentine

Code	Definition
5118	Spray adhesive
5119	Battery acid
5120	Ignition spray
5121	Tetrafluoroethane
5122	Leather cleaner
5123	Fixative
5124	Bromine
5125	Difluoromethane
5126	Rubber rejuvenator
5127	Airsoft propellant
5128	Floor sealer
5129	Smoke bomb
5130	Glow stick
5131	Hunting/fishing deodorizer
5132	Chewing gum remover
5133	Air conditioner cleaner
5134	Cosmetics/makeup
5135	Rubber roof remover
5136	WariActiv
5137	Handi Wipes
5138	Glade Plugins
5139	Hydrazine hydrate
5140	Rat shampoo
5141	Gun smoke, gun powder
5142	Dryer sheets, fabric softener
5143	Toilet bowl cleaner
5144	Tires
5145	Phosphorus
5146	Rocol PR Spray
5147	Glycerin
5148	Hand sanitizer/cleaner; alcohol-based
5149	Sanitizer; type unspecified
5150	Nail strengthener
5151	Dichloromethane
5152	Sawdust
5153	Breaking Styrofoam (to release gas)
5154	Latex/latex glove
5155	Levmetamfetamine <OTC>
5156	Liquid air
5157	Spam in a plastic bag
5158	Alcohol dye
5159	Gas/fuel cleaner/treatment
5160	Smoke from burning paper
5161	Smoke from burning wood
5162	Mold cleaner; contents unspecified
5163	Sewage, raw sewage
5164	Oobleck
5165	Citric acid
5166	Frosties
5167	Cinnamon
5168	Cigarettes coated with salt

Code	Definition
5169	Baking soda
5170	Baby powder
5171	Mouthwash
5172	Shampoo
5173	Tire inflator/sealer; aerosol unspecified
5174	Belt dressing
5175	Acetylene chloride
6001	Collapsing little birds
6003	Cocahina
6004	Hallucinogen seeds
6005	Sassafras, Sassafras tea
6006	Super X
6007	Bathtub
6008	8-Ball
6010	Atropa belladonna (flower)
6012	Cloud 9, cloud 13
6013	Lion's tail, wild dagga
6014	Indo
6015	Crysta
6016	Nas
6017	Meesha
6019	Black dust, black duct [sic]
6021	Snake bite kit (anti-venom)
6022	Tequila worm, agave worm
6023	Euphoria
6024	Blue Jesus
6025	Yellow jell
6026	KJ
6027	Judyfly
6028	Laced flower
6029	DXM
6030	Root
6031	Strychnine
6032	TSP
6033	Ramstein
6034	Pigface
6035	Campana (flower)
6036	Coco weed
6037	Fry
6038	Triplets, trips
6039	Blue Hawaii
6040	Dank
6041	Leaky leak
6042	Super K
6043	Diviner's sage, Salvia divinorum
6044	Gel caps, gel tabs
6045	Blackboards
6046	Aquafoot
6048	Dex
6049	Locoseeds, locoweed seeds
6050	High roller

Code	Definition
6051	Tryptamine, not otherwise specified
6052	Acrylic resin
6053	Toothpicks
6054	Spiny apples
6055	Liberty caps
6056	Wet
6057	Silk
6058	Purple life
6059	Satan flower
6060	Ololiuhqui
6061	5-MeO-DMT
6062	Madderwort, wormwood
6063	Foxglove
6064	Marigold buttons
6065	3CPO
6066	Purple rain
6067	Venus
6068	Blue ice
6069	Peach
6070	DTP
6071	Sinicuichi, sun opener
6072	JUNO
6073	Rolls
6074	LSA
6075	Trinity
6076	Lemon 714
6077	San Pedro
6078	Trumpet flowers/seeds; type unspecified
6079	Sugar cubes
6080	Purple passion
6081	Shabu
6083	CCC, "Triple C," C3 <OTC>
6084	Devil dust
6085	Dips
6086	Flakes
6087	Ibogaine
6088	Brugmansia
6089	Cake
6090	Heaven
6091	Ergot, rye mold
6092	TCP
6093	Mitsubishi
6094	Mushrooms, specifically not psilocybin
6095	Super cool, super kool
6096	Bananadine
6097	Banana slug slime
6098	Dust; not otherwise specified
6099	Kathmandu Temple Kiff
6100	2C-T-7, T7, blue mystic
6101	Alice in Wonderland
6102	Absinthe

Code	Definition
6103	Ayahuasca, Yage, Yahe
6104	Tish
6105	Alpha-methyltryptamine, AMT, IT-290, 3-IT
6106	Paramethoxyamphetamine, PMA
6107	Ambrosia
6108	Gorilla biscuits
6109	2, 5-Dimethoxyamphetamine, DMA
6110	Mad dog
6111	Syrian rue
6112	2C-T-2
6113	Candy flip
6114	Molly; not otherwise specified
6115	Foxy
6116	Nepenthes
6117	Dragon (with color; not blue/red)
6118	Adrenochrome
6119	Scoop
6120	Lucky seven
6121	Cactus; specifically not peyote
6122	MMDA
6123	Mighty Quinn
6124	Mormon tea
6125	MDE, MDEA, 3,4-Methylenedioxy-N-Ethylamphetamine
6126	2,5-Dimethoxy-4-iodophenethylamine, 2C-I
6127	Skittles
6128	Henbane
6129	Beaner
6130	5-MeO-DiPT, foxy methoxy
6131	Mandrakes
6132	Amanita mushrooms, fly agaric, Muscimol
6133	Acorus calamus, sweet flag
6134	Anadenanthera colubrina, cohoba, vilca, yopo
6135	5-MeO-AMT
6136	Spook
6137	Harmaline
6138	2,5-Dimethoxy-4-ethylphenethylamine, 2C-E
6139	2,5-Dimethoxy-4-chlorophenethylamine, 2C-C
6140	MiPT, N-Methyl-N-isopropyltryptamine
6141	Dipropyltryptamine, DPT, N,N-Dipropyltryptamine
6142	Snake venom
6143	2C-X
6144	Di-isopropyl-tryptamine, DiPT
6145	Scooby snacks
6146	5-MeO; otherwise unspecified

Code	Definition
6147	Phenethylamines; otherwise unspecified
6148	Mimosa tree bark
6149	Tiletamine
6150	Mantis root
6151	Matrix
6152	Cigarette dipped in embalming fluid
6153	Asthmador
6154	2,5-Dimethoxy-4-methylphenethylamine, 2C-D
6155	5-MeO-T, 5-Methoxytryptamine
6156	TMA, Trimethoxyamphetamine
6157	Taters
6158	Mulberry seeds/plant
6159	2,5-Dimethoxy-4-methylthiophenethylamine, 2C-T
6160	Wacky Weed
6161	Thujone
6162	4-MeO-DMT
6163	Devil's trumpet
6164	Tenocyclidine
6165	PMMA, Paramethoxymethamphetamine
6166	BZP, Benzylpiperazine
6167	4-HO-DMT, Psilocin
6168	2,5-Dimethoxy-4-iodoamphetamine, DOI
6169	2,5-Dimethoxy-4-chloroamphetamine, DOC
6170	Moonflower/pod; otherwise unspecified
6171	4-Acetoxy-N,N-dimethyltryptamine, 4-AcO-DMT
6172	2,5-Dimethoxy-4-(2-fluoroethylthio)phenethylamine, 2C-T-21
6173	2,5-dimethoxy-4-bromoamphetamine, Brolamfetamine, DOB
6174	bk-MDMA, Methylone
6175	4-Hydroxy-N,N-diisopropyltryptamine, 4-HO-DiPT, Iprocin
6176	3C-Bromo-Dragonfly, DOB-Dragonfly
6177	4-Acetoxy-DiPT, 4-Acetoxy-N,N-diisopropyltryptamine
6178	4-Acetoxy-DMT
6179	4-HO-HiPT, 4-HO-MiPT, 4-Hydroxy-MiPT, 4-Hydroxy-N-methyl-N-isopropyltryptamine
6180	2C-BCB, TCB-2
6181	4-HO-MET, 4-Hydroxy-N-methyl-N-ethyltryptamine
6182	2C-P, 4-Propyl-2,5-dimethoxyphenethylamine

Code	Definition
6183	5-MeO-DALT, N,N-diallyl-5-methoxytryptamine
6184	Orange peels
6185	25I-NBOMe, BOM-CI, Cimbi-5, NBOMe-2C-I
6186	3-MeO-2-Oxo-PCE, MXE, Methoxetamine
6187	Mugwort
6188	25B-NBOMe, NBOMe-2C-B
6189	25C-NBOMe, NBOMe-2C-C
6190	2, 5-Dimethoxy-4-fluorobenzaldehyde, 2C-F
6191	CI-400, Eticyclidine, PCE
6192	5-MeO-MiPT, 5-methoxy-N-methyl-N-isopropyltryptamine
6193	Fungus; otherwise specified
6194	MDMA derivative; otherwise unspecified
6195	LSZ, Lysergic acid 2,4-dimethylazetidide
6196	Changa
6198	5,6-methylenedioxy-2-aminoindane, MDAI
6199	LAH, LSH, Lysergic acid hydroxyethylamide
6200	6-allyl-6-nor-LSD, AL-LAD
6201	4-HO-DET, 4-Hydroxy-N,N-diethyltryptamine, CZ-74, Ethocin
6202	4-Acetoxy-MET, 4-AcO-MET, Metacetin
6203	NBOMe; otherwise unspecified
6204	Hallucinogen from toothpaste
6205	Owsley, white owsley
6206	Blue Egyptian lotus, blue lotus
6207	2C-B-Fly, 2C-Bromo-Fly
6208	3-Methoxyphencyclidine, 3-MeO-PCP
6209	1P-LSD
6210	Beta-keto 2C-B, Bk-2C-B
6211	6-MAPB
6212	3-Mephedrone, 3-Methylmethcathinone, 3-MMC
6213	Synthetic LSD/acid; otherwise unspecified
6214	Synthetic mescaline; otherwise unspecified
6215	Synthetic mushrooms; otherwise unspecified
6216	4-Acetoxy-N-methyl-N-isopropyltryptamine, 4-AcO-MiPT
6217	25D-NBOMe, NBOMe-2C-D
6218	2,3,4-Trimethoxyamphetamine, TMA-2
6219	Hallucinogenic honey; type unspecified

Code	Definition
6220	ETH-LAD
6221	Amatoxin-containing mushrooms; otherwise unspecified
6222	Jekem, Jenkem
6223	3-HO-PCP, 3-Hydroxyphencyclidine
6224	Red canary grass
6225	DCK, Deschloroketamine
6226	E-EAPB
6227	4-Acetoxy-N,N-Diethyltryptamine, 4-AcO-DET
6228	Synthetic hallucinogen; otherwise unspecified
6229	LSD analogue; otherwise unspecified
6230	Ketamine analogue; otherwise unspecified
6231	Mescaline analogue; otherwise unspecified
6232	2-FDCK, 2-Fluorodeschloroketamine, Fluoroketamine
6233	Hawthorn berries
6234	Sniffing/smelling cat urine
6235	Drinking diesel fuel
6236	NBOH; otherwise unspecified
6237	Datura innoxia
6238	Curcumin, turmeric
6239	25E-NBOMe
6240	4-MeO-PCP, 4-Methoxyphencyclidine
6241	5-MeO-PCP, 5-Methoxyphencyclidine
6242	Chia sprouts
6243	Sex-enhancement hallucinogen; otherwise unspecified
6244	Synthetic molly; otherwise unspecified
6501	Ketaset
8001	Robitussin elixir
8002	Zantac
8003	Yesca
8004	Guaifenesin
8005	Imodium AD <OTC>
8006	Laxative <OTC>
8007	Gabapentin, Neurontin
8008	Antidepressant; type unspecified
8009	Allergy pills/antihistamine; type unspecified
8010	Zyrtec, Cetirizine <OTC>
8011	Herb, flower, plant; type unspecified
8012	Coriciden <OTC>
8013	Maalox <OTC>
8014	Throat spray/lozenge; type unspecified <OTC>
8015	Bengay <OTC>
8016	Icy Hot <OTC>

Code	Definition
8017	Buscapina
8018	Claritromicina
8019	Azithromycin, Z-pack, Zithromax
8020	Allegra, Altiva
8021	Cipro, Ciprofloxacin, Cliloxam
8022	Creatine <OTC>
8023	Myoflex <OTC>
8024	Asthma inhaler, asthma medication, bronchial dilators
8025	Alavert D, Claritin D, or similar <OTC>
8026	Powder
8027	Alavert, Claritin, Loratadine <OTC>
8028	Bactine <OTC>
8029	Flexall <OTC>
8030	Tums <OTC>
8031	Sugar pills
8032	Prilosec, Mopral
8033	Heart medication; type unspecified
8034	Nutri-calm <OTC>
8035	Prednisone
8036	Norvasc
8037	Thermochrome 5000 <OTC>
8038	Coldact
8039	Kaopectate <OTC>
8040	Trioxsalen
8041	Garlic, garlic oil, garlic tablets <OTC>
8042	Alka Seltzer <OTC>
8043	Accolate
8044	Cephelaxin, Keflex
8045	Gas-X, Mylicon <OTC>
8046	Slim Fast <OTC>
8047	Pepcid AC <OTC>
8048	Theophylline
8049	Sorbitol
8050	Tavist D <OTC>
8051	Sinex <OTC>
8052	Bactrim, Septra
8053	Dristan <OTC>
8054	Beclovent, Beconase, Venceril
8055	Flonase
8056	Vicks VapoRub/inhaler <OTC>
8057	Natacyn, Natamycin ophthalmic
8058	Cough medicine/syrup; type unspecified
8059	Peroxyl <OTC>
8060	Blue nitro
8061	Entex LA
8062	Mylanta <OTC>
8063	Heparin
8064	Triaminic <OTC>
8065	Tylenol Cold Medication <OTC>
8066	Sildenafil, Viagra

Code	Definition
8067	Testosterone
8068	Hemorrhoid cream
8069	Decadron, Dexamethasone
8070	Advil Cold and Sinus <OTC>
8071	Augmentin
8072	Deca-Durabolin, Nandrolone decanoate
8073	Deconamine
8074	Fansidar
8075	Effergin <OTC>
8076	Sanzolol, Stanazolol, Winstrol
8077	Azmacort
8078	Vitamin K
8079	Insulin
8080	Depotrone
8081	Primobolan
8082	Robinul
8083	Testosterone cyprionate
8085	Anti-psychotics/schizophrenic; type unspecified
8086	Provera
8087	Benzocaine
8088	Dianabol
8089	Sustanol <OTC>
8090	Sustanon, Sustenon
8091	Benzedrex, Propylhexedrine <OTC>
8092	Decaderm
8093	Stacker 2, Stacker 3, <OTC>
8094	Pepto Bismol <OTC>
8095	Over-the-counter asthma pills; not specified <OTC>
8096	Thermicore <OTC>
8097	Tizanidine, Zanaflex
8098	Potassium chloride
8099	Somatech
8100	Kava Kava <OTC>
8101	Colace <OTC>
8102	Nasacort <OTC>
8103	Testosterona 200, Testosterone 300
8104	Thermadrene <OTC>
8105	Sustiva
8106	Methoxy-7 <OTC>
8107	Diovan, Valsartan
8108	Atenonol
8109	Apple cider and vinegar pills <OTC>
8110	Over-the-counter drug/pills; type unspecified <OTC>
8111	Silver chloride
8112	hCG, Human Chorionic Gonadotropin
8113	Test 250, Test 400 <OTC>
8114	Lidocaine
8115	Vicks 44 <OTC>
8116	Herbal Ease <OTC>

Code	Definition
8117	Hydrocortisone
8118	Smoking; not otherwise specified
8119	Regal medicated oil
8120	Difulcan
8121	Invirase
8122	Trenbol
8123	Tylenol Sinus <OTC>
8124	Deca-diabolin
8125	Comtrex <OTC>
8126	Valtrex
8127	Damiana <OTC>
8128	Glucosamine <OTC>
8129	Equipoise, Equipoise
8130	Zantac 75 <OTC>
8131	Acacia Gum, carbisol <OTC>
8132	D-bol, Liquid D-bol
8133	Mega Teen <OTC>
8134	Glucophage, Metformin
8135	Verapamil
8136	Montekulast, Singulair
8137	5-HTP, 5-Hydroxytryptophan <OTC>
8138	Chlorphenamine maleate, Chlorpheniramine maleate, Piriton <OTC>
8139	Chloroquine, Nivaquine
8140	Anamine
8141	Gamma butyrolactone, GBL
8142	Conex Plus
8143	Mycelex
8144	Clarinox, Desloratadine
8145	Cooking extracts (vanilla, lemon, etc.) <OTC>
8146	Tabcin <OTC>
8147	Tylenol Flu <OTC>
8148	Met-Rx <OTC>
8149	Desenfriol <OTC>
8150	Biolex wound gel <OTC>
8151	Flu shot; otherwise unspecified
8152	Thermogenics; otherwise unspecified <OTC>
8153	Nexium
8154	Beta Blocker; otherwise unspecified
8155	Telithromycin
8156	Flumethasone
8157	Colirio
8158	Lipitor
8159	Loperamide, Virola
8160	Eprosartan, Teveten
8161	Echinacea <OTC>
8162	Prevacid
8163	Ditropan
8164	Testosterone propionate
8165	Anavar

Code	Definition
8166	White girl
8167	T3, Tri-iodothyronine
8168	Fluoride
8169	TheraFlu <OTC>
8170	Muscle stimulator spray; contents unspecified
8171	Dietary supplements; otherwise unspecified
8172	Cortisone
8173	Chlorhexidine, Exidine
8174	Betadine, Efodine, Iodine <OTC>
8175	CortiSlim <OTC>
8176	TrimSpa <OTC>
8177	Face/body cleanser; contents unspecified
8178	Norateen
8179	Artemesia
8180	Avonex
8181	Corgard
8182	Clindamycin
8183	St. John's Wort <OTC>
8184	Ondansetron, Periset, Zofran
8185	Pro Plus <OTC>
8186	Lomotil
8187	Xylocaine
8188	Anadrol
8189	Furosemide, Lasix
8190	Benegal
8191	L-Dopa
8192	Delsym, Dextromethorphan polistirex <OTC>
8193	Pertussin <OTC>
8194	Afrin <OTC>
8195	Anti-seizures; type unspecified
8196	Hirudoid
8197	Chronic
8198	Handle bars
8199	Neurobion
8200	Dan(s), Dan Dan(s); no other information
8201	Watson(s); no other information
8202	Intal
8203	Bar; otherwise unspecified
8204	Phloroglucinol, Spasfon
8205	Tylenol Allergy <OTC>
8206	Delatestryl, Testosterone enanthate
8207	Terpin Hydrate
8208	Romilar, form unspecified
8209	Red Bull Energy Drink <OTC>
8210	Mylan(s); no other information
8211	Precose
8212	Finaplix Gold, Trembolona QV75, Trenbolone

Code	Definition
8213	Ranitidine
8214	Robo, Robo tripping
8215	Yager's liniment <OTC>
8216	Red Dawn GHR Release <OTC>
8217	Anti-diarrhea medication; type unspecified
8218	Attention deficit disorder meds; type unspecified [added in 2006; changed to code 8229 beginning in 2007]
8219	A & D ointment <OTC>
8220	Lavender <OTC>
8221	Omnadren
8222	Protein-based weight gain product, type unspecified
8223	Chocolate
8224	Oxytocin, Pitocin, Syntocinon
8225	Cymbalta, Duloxetine
8226	Bitrex
8227	Sativa; otherwise unspecified
8228	Boldo
8229	ADHD/ADD medication; otherwise unspecified
8230	Advair
8231	Tussin medication, no other information
8232	Rat/rodent poison; contents unspecified
8233	Keppra, Levetiracetam
8234	Lamisil
8235	Benzonatate, Tessalon
8236	Lyrica, Pregabalin
8237	Kratom
8238	Decongestant; type unspecified
8239	Drotaverine, Drotin
8240	Lamictal, Lamotrigine
8241	Chemotherapy; drug unspecified
8242	Albucid
8243	Guaifenesin
8244	Superdrol <OTC>
8245	Human growth hormone (HGH)
8246	Phenoxyl
8247	Abilify, Aripiprazole
8248	Nano Vapor <OTC>
8249	DMG, N,N-Dimethylglycine HCl <OTC>
8250	Boldenone
8251	Orange oil
8252	Humatrope
8253	Pancof
8254	Green hornet
8255	Sulfuride
8256	Phenylephrine <OTC>
8257	Hoodia product/supplement <OTC>

Code	Definition
8258	Vivonex <OTC>
8259	Roloids <OTC>
8260	Dextromine <OTC>
8261	Chlorophyll <OTC>
8262	Green tea/green tea supplement <OTC>
8263	Stimulin <OTC>
8264	Lipozene <OTC>
8265	Apresoline, Hydralazine
8266	Alka Seltzer Plus <OTC>
8267	Quinine
8268	Protonix
8269	Acai berry supplement (pill, powder, liquid) <OTC>
8270	No-Xplode <OTC>
8271	Catnip <OTC>
8272	Tri Tren 150, Triple Trenbolone Blend
8273	Goofballs
8274	Terramycin
8275	Obesitol, Safflower oil <OTC>
8276	Bitter grass, Calea zacatechichi, Dream herb <OTC>
8277	XL-3 <OTC>
8278	Bufotoxin
8279	Coumadin, Warfarin
8280	MucinexDM <OTC>
8281	Antiseptic; contents unspecified
8282	Saline solution, salt, sodium chloride <OTC>
8283	Synthetic cannabinoids (e.g., K2, Spice, JWH-018)
8284	Desvenlafaxine, Prestiq
8285	Mirapex, Pramipexole
8286	Advant, Atacand, Candesartan
8287	CP 55, 940
8288	Azor
8289	Ear drops; contents unspecified
8290	Dependal-M, Furazolidone, Furoxone
8291	Ritz and Ts, Ts and rits, Ts and Rs
8292	Cigarettes baked/smoked with toothpaste
8293	Lean (Promethazine with codeine mixed with Sprite)
8294	Stevia <OTC>
8295	Tenex
8296	Acetazolamide, Diamox
8297	TussiCaps
8298	Jack3d <OTC>
8299	Broncolin <OTC>
8300	Zylortim <OTC>
8301	Bath salts/synthetic cathinone; otherwise unspecified
8303	Zicam <OTC>

Code	Definition
8304	Phenphedrine <OTC>
8305	Anti-anxiety medication; type unspecified
8306	Flu medication; no other information
8307	ExtenZe <OTC>
8308	Devil's club
8309	Mucinex <OTC>
8310	DMAA, Methylhexanamine
8311	Zombie Matter
8312	Intuniv
8313	Medithane
8314	Cloud 10 Ultra
8315	Synthetic cannabis; otherwise unspecified
8316	Piracetam
8317	Namenda
8318	AM-2201
8319	Methotrexate
8320	Abraxane
8321	Botanical Slimming <OTC>
8322	Horny goat weed
8323	Benzathine benzylpenicillin, Penadur
8324	Lamb's ear
8325	Drostanolone propionate, Masteron
8326	Dalay
8327	7H
8328	Metamine
8329	Artane, Parkopan
8330	Bipolar disorder medication; type unspecified
8331	Diophenyl-T
8332	Myristicin
8333	Moringa
8334	OxyElite Pro
8335	Metatabs
8336	Peridan
8337	Collagen
8338	Bumex, Bumetanide, Burinex
8339	Tukol <OTC>
8340	Picot <OTC>
8341	Apokyn, Apomorphine, Ixense, Spontane, Uprima
8342	Nalone, Naloxone, Narcan
8343	Agapanthus, Lily of the Nile
8344	Taurine
8345	Dolo-Doceplex D
8346	Duralex
8347	Chamomile
8348	Methenamine
8349	BCAA powder <OTC>
8350	Maqui
8351	6-APB, Benzo Fury
8352	Lisinopril

Code	Definition
8353	Hormone; otherwise unspecified
8354	MitoQ <OTC>
8355	EPO, Erythropoietin
8356	Tigan, Trimethobenzamide
8357	Bronkaid <OTC>
8358	Kanna powder, sceletium tortuosum
8359	Sarsaparilla
8360	Piperazine; otherwise unspecified
8361	Januvia
8362	Doxycycline
8363	Cavedilol
8364	Pantoprazole
8365	Pen vaporizer; contents unspecified
8366	Omeprazole
8367	Peptides; otherwise unspecified
8368	alpha-PVP, alpha-Pyrrolidinopentiophenone
8369	Ivory Caps <OTC>
8370	Memory 2000 <OTC>
8371	Effexor XR
8372	Zonegran, zonisamide
8373	Electronic cigarette
8374	5-hour Energy <OTC>
8375	Frova
8376	Treximet
8377	New Skin <OTC>
8378	AcipHex
8379	Dabs/dabbing
8380	Adequan
8381	Vapor/vaping/vape juice; contents/route of use unspecified
8382	Hydroxychloroquine, Plaquenil
8383	Edex
8384	Latuda
8385	Belsomra
8386	Acyclovir
8387	Fexodine
8388	BPC-157
8389	CBD/hemp oil/edibles/vape (not marijuana) <OTC>
8390	Monistat <OTC>
8391	Simvastatin, Zocor
8392	Cerebrolysin
8393	Cytotec, Misoprostol
8394	Magnesium chloride <OTC>
8395	Olbas oil <OTC>
8396	Triamcinolone
8397	Monster Energy drink <OTC>
8398	Tea tree oil <OTC>
8399	Lovenox
8400	Tetanus vaccine
8401	Tussin DM <OTC>
8402	Garcina cambogia <OTC>

Code	Definition
8403	Sukrol <OTC>
8404	DL-Phenylalanine, L-Phenylalanine <OTC>
8405	Mytocin, Mytomycin
8406	Xyrem
8407	Campho-Phenique <OTC>
8408	Tianeptine
8409	Noroxin
8410	GHRP, Growth hormone-releasing peptide
8411	Tamiflu
8412	Thyroid medication; otherwise unspecified
8413	Ketalar [see also 658 and 6501]
8416	L-Carnitine <OTC>
8417	Basuco, coca paste, paco
8418	Cytomel, Liothyronine
8419	Pedialyte <OTC>
8420	Apixaban, Eliquis
8421	Thalidomide, Thalomid
8422	Flagyl, Metronidazole
8423	Achyranthes aspera, devil's horsewhip
8424	Duexis
8425	Rapé (shamanic snuff)
8426	TriMix
8427	Energy drink; product unspecified
8428	Dexmedetomidine, Precedex
8430	Batrachotoxin; source unspecified
8431	Tea; type or contents unspecified
8432	Cefazolin
8433	Vancomycin
8434	Naltrexone
8435	Probiotics
8436	Phenibut
8437	Methylamine
8439	Cilipin
8440	MiraLAX <OTC>
8441	Zyn pouches (nicotine pouch)
8442	Cannabis product; otherwise unspecified
8444	1-Phenethyl-4-piperidone, NPP
8445	L-Tyrosine <OTC>
8446	Edibles, not otherwise specified
8447	Aricept, donepezil
8448	Phenethylamine analogue; otherwise unspecified
8449	L-Theanine <OTC>
8450	Ayurvedic medicine; not otherwise specified
8451	Testosterone booster; contents unspecified
8452	Victoza

Code	Definition
8453	Ashwagandha <OTC>
8454	Leonotis leonurus
8455	Delta-8
8456	Dokha (tobacco and herbs/spices mixture)
8457	Hangover pills/medication (contents unspecified)
8458	Estradiol valerate
8459	Eligard, Leuprolide, Lupron Depot
8460	Delta-9
8461	ATHC, THC-O Acetate
8462	Estradiol enantate
8463	OTC allergy/antihistamine; not otherwise specified <OTC>
8464	Briviact, brivaracetam
8501	Haldol, Haloperidol
8502	Dimetapp <OTC>
8503	Dilantin
8504	Actifed <OTC>
8505	Quetiapine, Seroquel
8506	Mysoline]
8507	Promazine
8508	Meclizine
8509	Triavil
8510	Desyrel, Trazodone hydrochloride
8511	Stelazine, Trifluoperazine HCl
8512	Thorazine
8513	Amitriptyline, Elavil
8514	Compazine, Prochlorperazine
8515	Mellaril
8516	Trilafon, Perphenazine
8517	Imipramine
8518	Lithium carbonate, Lithonate
8519	Prozac, Fluoxetine
8520	Etrafon
8521	Tryptophan
8522	Adapin, Doxepin, Sinequan
8523	Asendin
8524	Aventyl, Nortab, Nortriptyline, Pamelor
8525	Zestril
8526	Desipramine, Norpramin
8527	Prolixin
8528	Vivactil
8529	Marezine
8530	Sertraline hydrochloride, Zoloft
8531	Loxitane
8532	Clozapine, Clozaril
8533	Paroxetine, Paxil
8534	Tofranil
8535	Risperdal, Risperdol, Risperidone
8536	Olanzapine, Zyprexa
8537	Celexa, Citalopram

Code	Definition
8538	Serzone
8539	Anafranil, Clomipramine
8540	Fluvoxamine, Luvox
8541	Mirtazapine, Remeron
8542	Acepromazine, PromAce
8543	Nitroglycerine
8544	Cogentin
8545	Dimenhydrinate, Dramamine, sea/motion sickness pill <OTC>
8546	Scopolamine
8547	Seroquel XR
8548	Insidon, Opipramol
8549	Escitalopram, Lexapro
8550	Geodon, Ziprasidone

Code	Definition
8551	Invega
8552	Lidone, Moban, Molindone
8553	Bupropion, Wellbutrin, Zyban
8554	Effexor
8555	Spancap
8556	Orlistat, Xenical
8557	Strattera
8558	Wellbutrin XL
8559	alli weight loss pills <OTC>
8560	Obitol
8561	Akineton, Biperiden
8562	Flarex
8563	Suprax

Appendix B

Consolidated Drug OTHER, Specify Tables

Table B.1 Tabulation of Overall Drug OTHER, Specifies

Drug Code	Drug Name	Number of Times Mentioned in OTHER, Specifies	Percentage of All Drugs Specified
110	Tuinal	1	0.04
116	Methaqualone, Sopor, Quaalude	2	0.09
120	Downers; OTHER Sedative, NOT OTHERWISE SPECIFIED	9	0.40
121	USED SEDATIVE, DON'T KNOW NAME	1	0.04
123	Unisom <OTC>	2	0.09
127	Nytol <OTC>	1	0.04
130	Promethazine	1	0.04
145	Red devil(s)	1	0.04
171	NyQuil <OTC>	2	0.09
174	Ambien	5	0.22
176	Melatonin <OTC>	2	0.09
201	Valium	8	0.36
202	Librium	1	0.04
207	Ativan	2	0.09
209	Xanax	26	1.16
211	BuSpar	4	0.18
215	Vistaril	1	0.04
221	OTHER Tranquilizer, NOT OTHERWISE SPECIFIED	6	0.27
223	Methocarbamol	2	0.09
234	Flexeril	2	0.09
246	Klonopin	2	0.09
278	Benzodiazepines	1	0.04
288	Baclofen	2	0.09
311	Preludin	2	0.09
313	Adipex-P	1	0.04
318	Ritalin	6	0.27
322	Methamphetamine ('ice' or 'crank'), Meth	54	2.40
324	Uppers; OTHER Stimulant, NOT OTHERWISE SPECIFIED	5	0.22
336	Diet pills/medications/drugs, otherwise unspfd	1	0.04
339	Amphetamines, otherwise unspecified	2	0.09
348	Crystal	1	0.04
351	Cathinone, cat, khat, Q'at	1	0.04
353	No-Doz <OTC>	1	0.04
355	Crystal meth, crystal methamphetamine	4	0.18
374	Christmas tree(s)	1	0.04
377	Albuterol	3	0.13
407	Demerol	6	0.27
408	Dilaudid, Hydromorphone	50	2.23
415	Codeine pills	5	0.22
417	Morphine	54	2.40
418	Methadone	9	0.40
420	OTHER Pain Reliever, NOT OTHERWISE SPECIFIED	27	1.20
422	Motrin	8	0.36
423	Percocet	18	0.80

Table B.1 Tabulation of Overall Drug OTHER, Specifies (continued)

Drug Code	Drug Name	Number of Times Mentioned in OTHER, Specifies	Percentage of All Drugs Specified
425	Advil <OTC>	69	3.07
426	Fiorinal	1	0.04
430	Aspirin, Ecotrin, Empirin <OTC>	11	0.49
434	Vicodin	2	0.09
435	Tylenol, Tylenol Extra-Strength <OTC>	125	5.56
438	Anaprox, Naprosyn, Naproxen, Naxen	9	0.40
442	Ibuprofen	50	2.23
450	Acetaminophen, incl. non-Tylenol brands <OTC>	5	0.22
457	T's and blues, tee's and b's, tops and bottoms	1	0.04
465	Fentanyl	43	1.91
466	Midol <OTC>	4	0.18
468	Excedrin <OTC>	2	0.09
481	Acular, Dolac, Ketorolac tromethamine, Toradol	3	0.13
490	Nalbuphine, Nubain	1	0.04
496	Ultram	1	0.04
499	Aleve <OTC>	19	0.85
501	Gasoline or lighter fluids	14	0.62
503	Other aerosol sprays	19	0.85
504	Shoeshine liquid, glue, or toluene	11	0.49
505	Lacquer thinner or other paint solvents	2	0.09
506	Amyl nitrite, 'poppers,' locker room odorizer, 'rush'	10	0.45
507	Halothane, ether, or other anesthetics; chloroform	1	0.04
508	Nitrous oxide, 'whippits,' dentist gas	16	0.71
510	OTHER Inhalant, NOT OTHERWISE SPECIFIED	16	0.71
511	Markers, felt-tip pens, ink pens	9	0.40
512	Incense	1	0.04
516	CHC, chlorofluorocarbon, freon, refrigerant	9	0.40
518	Acetone, nail polish remover	10	0.45
519	Helium	19	0.85
520	Old paint, paint	3	0.13
521	Propane	1	0.04
524	White-Out	3	0.13
526	Nail polish	5	0.22
528	Whipped-cream can	9	0.40
529	Moth balls	1	0.04
531	Candy, powdered candy, sugar	2	0.09
534	Deodorant	2	0.09
539	Scotch-Gard	2	0.09
542	Brasso, lens cleaner, spirits of ammonia	1	0.04
543	Liquid oxygen, oxygen	1	0.04
548	Cologne, isopropanol vapors, rubbing alcohol	10	0.45
553	Pixie sticks	1	0.04
560	Diswashing detergent, laundry detergent, soap	1	0.04
586	Carbon from empty soft drink bottle	1	0.04

Table B.1 Tabulation of Overall Drug OTHER, Specifies (continued)

Drug Code	Drug Name	Number of Times Mentioned in OTHER, Specifies	Percentage of All Drugs Specified
592	Computer air duster, computer cleaner, dust-off	9	0.40
594	Starting fluid	2	0.09
601	LSD ('acid')	76	3.38
603	Mescaline	4	0.18
604	Psilocybin (mushrooms), sclerotia, shrooms	67	2.98
605	PCP ('angel dust,' phencyclidine)	6	0.27
606	'Ecstasy' (MDMA), X-TC, 'X'	15	0.67
607	OTHER Hallucinogen, NOT OTHERWISE SPECIFIED	69	3.07
609	Jimson weed	9	0.40
612	Happy stick, sherm, sherman, shermstick	1	0.04
614	MDA, Methylenedioxy amphetamine	8	0.36
616	DET, Dimethyltryptamine, DMT	10	0.45
617	Morning glory seeds, morning glory tendrils, ricea	10	0.45
618	Acid paper, blotter (acid)	1	0.04
622	Microdot(s), green microdot, purple microdot	1	0.04
624	Orange sunshine, sunshine, yellow sunshine	1	0.04
627	Hawaiian wood rose, Hawaiian Woodrow seeds	5	0.22
636	DOM, STP	1	0.04
639	Nutmeg, Mace	5	0.22
648	Designer drugs	1	0.04
650	Datura stramonium, daytura, thorn apple	4	0.18
658	Special K, Ketamine	17	0.76
660	Bufotenin, toad, toad licking	2	0.09
679	Hell bells	2	0.09
681	Lovely	1	0.04
683	Yage	1	0.04
695	Angel's trumpet, floripondio	1	0.04
698	2C-B, Bromo mescaline, Nexus	47	2.09
701	OTHER Opiates, NOT OTHERWISE SPECIFIED	9	0.40
702	Heroin	52	2.31
703	Opium, otherwise unspecified	4	0.18
704	Dope	2	0.09
801	OTHER Drugs, NOT OTHERWISE SPECIFIED	47	2.09
802	THC, cannabinol, marinol, tetrahydrocannabinol	2	0.09
803	Marijuana, MarrJane, Mary Jane, MJ, pot, weed	16	0.71
804	Hashish	4	0.18
805	Cocaine, coca, cocaina, coke, perico	40	1.78
806	Crack, rock	19	0.85
807	Alcohol, beer, ethanol, EtOH, pink champagne	9	0.40
813	Cigarettes, tobacco (type unspecified)	1	0.04
818	Nicotine	4	0.18
820	Penicillin	1	0.04
821	Amoxicillin, Ampicillin, Pentrexly	1	0.04
824	Steroids	13	0.58

Table B.1 Tabulation of Overall Drug OTHER, Specifies (continued)

Drug Code	Drug Name	Number of Times Mentioned in OTHER, Specifies	Percentage of All Drugs Specified
829	Robitussin DM <OTC>	5	0.22
843	Cold medicine, cold tablets <OTC>	1	0.04
847	GHB, NSC, gamma hydroxybutyrate	3	0.13
848	Liquid vitamin, vitamin pills <OTC>	2	0.09
852	Formaldehyde, wak, whack (embalming fluid)	1	0.04
865	Diuretics, water pills	1	0.04
873	Contraceptives, Ferutal, Ortho Novum	2	0.09
883	Dextromethorphan hydrobromide <OTC>	11	0.49
893	Estrogen	1	0.04
894	Depakene, Depakote, Valproic acid	1	0.04
896	Catapres, Clonidine	1	0.04
900	Not a drug	7	0.31
1001	Benadryl, Diphenhydramine <OTC>	31	1.38
1006	Trileptal, Oxcarbazepine	2	0.09
1034	Topiramate	1	0.04
1035	Doxylamine succinate	1	0.04
2001	Soma	3	0.13
2002	Muscle relaxers	1	0.04
2029	Etizolam	1	0.04
2034	Clonazolam	2	0.09
2501	Alprazolam	3	0.13
2503	Lorazepam	1	0.04
2508	Oxazepam	1	0.04
2509	Cyclobenzaprine	2	0.09
2512	Hydroxyzine	8	0.36
3023	Adderall	11	0.49
3046	Adrenalin, Epinephrine	1	0.04
3052	Speed, otherwise unspecified	4	0.18
3060	Hydroxycut <OTC>	1	0.04
3077	Concerta	1	0.04
3117	Methedrone	1	0.04
3119	MDPV, Methylenedioxypropylamphetamine	1	0.04
3127	4-FMA, 4-Fluoromethamphetamine	1	0.04
3132	4-FA, 4-Fluoroamphetamine	1	0.04
3142	Amphetamine analogue; otherwise unspecified	1	0.04
3143	Pyrovalerone	1	0.04
3507	Phentermine	2	0.09
4011	Atretol, Carbamazepine, Carbatrol, Eptol, Tegretol	1	0.04
4031	Cough medicine with Codeine	1	0.04
4043	Tramadol	2	0.09
4044	Hydrocodone	5	0.22
4046	Oxycodone	21	0.93
4047	Roxicet	2	0.09
4049	Headache power <OTC>	2	0.09

Table B.1 Tabulation of Overall Drug OTHER, Specifies (continued)

Drug Code	Drug Name	Number of Times Mentioned in OTHER, Specifies	Percentage of All Drugs Specified
4051	Celebrex	2	0.09
4056	Cataflam, Diclofenac, Voltaren	3	0.13
4065	Roxicodone	11	0.49
4067	OxyContin	34	1.51
4091	K4	1	0.04
4102	Mobic, Meloxicam	4	0.18
4109	Suboxone	22	0.98
4119	Buprenorphine	2	0.09
4120	Opana	9	0.40
4124	Eletriptan, Relpax	1	0.04
4148	Butrans Transdermal System/patch	2	0.09
4150	Subutex	5	0.22
4167	Adco-Dol	1	0.04
4501	Lortab	4	0.18
4502	Norco	2	0.09
4505	Oxycodone product, unspecified	14	0.62
4506	Codeine, not in pill form	2	0.09
4510	Oxymorphone	1	0.04
5021	Octane booster	2	0.09
5022	Carbon dioxide, CO2, dry ice hits, CO2 tank	2	0.09
5028	Carburetor cleaner, engine cleaner	1	0.04
5035	Brake cleaner	1	0.04
5044	Powdered cleansers (e.g. Ajax, Comet, Boraxo)	2	0.09
5049	Hand sanitizer/cleaner, contents unspecified	8	0.36
5053	Electrical parts cleaner, electronics cleaner	1	0.04
5055	PVC	1	0.04
5077	Resistol	1	0.04
5078	Axe body spray	2	0.09
5097	Lysol, aerosol unspecified	2	0.09
5098	Axe/Axe deodorant, aerosol unspecified	1	0.04
5104	Shoe cleaner, otherwise unspecified	1	0.04
5116	Vinegar	1	0.04
5149	Sanitizer; type unspecified	2	0.09
5159	Gas/fuel cleaner/treatment	1	0.04
5160	Smoke from burning paper	1	0.04
5161	Smoke from burning wood	1	0.04
5162	Mold cleaner; contents unspecified	1	0.04
5165	Citric acid	1	0.04
5166	Frosties	1	0.04
5167	Cinnamon	1	0.04
5168	Cigarettes coated with salt	1	0.04
6005	Sassafras, sassafras tea	10	0.45
6022	Tequila worm, agave worm	1	0.04
6029	DXM	39	1.74

Table B.1 Tabulation of Overall Drug OTHER, Specifies (continued)

Drug Code	Drug Name	Number of Times Mentioned in OTHER, Specifies	Percentage of All Drugs Specified
6031	Strychnine	2	0.09
6043	Diviner's sage, Salvia divinorum	5	0.22
6044	Gel caps, gel tabs	2	0.09
6056	Wet	2	0.09
6061	5-MeO-DMT	3	0.13
6062	Madderwort, wormwood	1	0.04
6071	Sinicuichi, sun opener	1	0.04
6074	LSA	18	0.80
6077	San Pedro	6	0.27
6083	CCC, 'Triple C,' C3 <OTC>	7	0.31
6100	2C-T-7, T7, blue mystic	1	0.04
6103	Ayahasca, Yahe	33	1.47
6105	Alpha-methyltryptamine, AMT, IT-290, 3-IT	1	0.04
6110	Mad dog	1	0.04
6112	2C-T-2	1	0.04
6114	Molly, not otherwise specified	7	0.31
6126	2,5-Dimethoxy-4-iodophenethylamine, 2C-I	21	0.93
6130	5-MeO-DiPT, foxy methoxy	1	0.04
6132	Amanita mushrooms, fly agaric, muscimol	1	0.04
6134	Anadenanthera colubrina, cohoba, vilca	1	0.04
6138	2C-E, 2-5-Dimethoxy-4-ethyl-phenethylamine	27	1.20
6141	DPT, Dipropyltryptamine, N,N-Dipropyltryptamine	2	0.09
6169	2,5-dimethoxy-4-chloroamphetamine, DOC	2	0.09
6171	4-acetoxy-N,N-dimethyltryptamine, 4-AcO-DMT	7	0.31
6173	2,5-dimethoxy-4-bromoamphetamine, DOB	2	0.09
6179	4-HO-HiPT, 4-Hydroxy-MiPT, 4-HO-MiPT	1	0.04
6181	4-HO-MET, 4-Hydroxy-N-methyl-N-ethyltryptamine	4	0.18
6182	2C-P, 4-Propyl-2,5-dimethoxyphenethylamine	1	0.04
6185	25I-NBOMe, 2C-I-NBOMe, BOM-CI, Cimbi-5	14	0.62
6186	3-MeO-2-Oxo-PCE, MXE, Methoxetamine	2	0.09
6187	Mugwort	3	0.13
6188	25B-NBOMe, NBOMe-2C-B	3	0.13
6189	25C-NBOMe, 2C-C-NBOMe, NBOMe-2C-C, N-Bomb	5	0.22
6192	5-MeO-MiPT	1	0.04
6197	2C-C, 4-chloro-2,5-dimethoxyphenethylamine	1	0.04
6203	NBOMe; otherwise unspecified	4	0.18
6206	Blue Egyptian lotus, blue lotus	2	0.09
6208	3-MeO-PCP, 3-Methoxyphencyclidine	2	0.09
6209	1P-LSD	3	0.13
6213	Synthetic LSD/acid; otherwise unspecified	1	0.04
6217	25D-NBOMe	1	0.04
6219	Hallucinogenic honey; type unspecified	1	0.04
6222	Jekem, Jenkem	1	0.04
6225	DCK, Deschloroketamine	1	0.04

Table B.1 Tabulation of Overall Drug OTHER, Specifies (continued)

Drug Code	Drug Name	Number of Times Mentioned in OTHER, Specifies	Percentage of All Drugs Specified
6232	2-FDCK, 2-Fluorodeschloroketamine, Fluoroketamine	1	0.04
6238	Curcumin, turmeric	1	0.04
6239	25E-NBOMe	1	0.04
6240	4-MeO-PCP, 4-Methoxyphencyclidine	1	0.04
6242	Chia sprouts	1	0.04
6243	Sex-enhancement hallucinogen; otherwise unspecified	1	0.04
6244	Synthetic molly; otherwise unspecified	1	0.04
8007	Gabapentin, Neurontin	12	0.53
8008	Antidepressant, type unspecified	2	0.09
8010	Zyrtec, Cetirizine <OTC>	1	0.04
8011	Herb, flower, plant; type unspecified	1	0.04
8012	Coriciden <OTC>	3	0.13
8016	Icy Hot <OTC>	1	0.04
8024	Asthma inhaler, asthma medication, bronchial dilator	4	0.18
8027	Alavert, Claritin, Loratadine <OTC>	2	0.09
8035	Prednisone	2	0.09
8056	Vicks VapoRub/inhaler <OTC>	3	0.13
8067	Testosterone	14	0.62
8072	Deca-Durabolin, Nandrolone decanoate	1	0.04
8090	Sustanon, Sostanon	1	0.04
8091	Benzedrex, Propylhexedrine <OTC>	2	0.09
8097	Tizanidine, Zanaflex	5	0.22
8100	Kava Kava <OTC>	1	0.04
8127	Damiana <OTC>	1	0.04
8134	Glucophage, Metformin	1	0.04
8192	Delsym, Dextromethorphan polistirex <OTC>	2	0.09
8212	Finaplix Gold, Trembolona QV75, Trenbolone	3	0.13
8225	Cymbalta, Duloxetine	1	0.04
8229	ADHD/ADD medication, otherwise unspfd	1	0.04
8233	Keppra, Levetiracetam	1	0.04
8236	Lyrica, Pregabalin	5	0.22
8237	Kratom	8	0.36
8240	Lamictal, Lamotrigine	3	0.13
8245	Human growth hormone (HGH)	2	0.09
8282	Saline solution, salt, sodium chloride <OTC>	1	0.04
8283	Synthetic cannabinoids (eg, K2, Spice, JWH-018)	16	0.71
8301	Bath salts/synthetic cathinone; otherwise unspcfd	9	0.40
8305	Anti-anxiety medications, type unspecified	3	0.13
8309	Mucinex <OTC>	2	0.09
8315	Synthetic cannabis/cannabinoid, otherwise unspcfd	2	0.09
8353	Hormone, otherwise unspecified	1	0.04
8368	alpha-PVP, alpha-Pyrrolidinopentiophenone	2	0.09
8371	Effexor XR	2	0.09
8374	5-hour Energy <OTC>	3	0.13

Table B.1 Tabulation of Overall Drug OTHER, Specifies (continued)

Drug Code	Drug Name	Number of Times Mentioned in OTHER, Specifies	Percentage of All Drugs Specified
8389	CBD/hemp oil/edibles/vape (not marijuana) <OTC>	2	0.09
8411	Tamiflu	2	0.09
8415	Melanotan 2, Melanotan II	1	0.04
8436	Phenibut	1	0.04
8447	Aricept, donepezil	1	0.04
8448	Phenethylamine analogue; otherwise unspecified	1	0.04
8451	Testosterone booster; contents unspecified	1	0.04
8456	Dokha (tobacco and herbs/spices mixture)	1	0.04
8458	Estradiol valerate	1	0.04
8459	Delta-9	1	0.04
8462	Estradiol enantate	1	0.04
8464	Briviact, brivaracetam	1	0.04
8505	Quetiapine, Seroquel	7	0.31
8508	Meclizine	1	0.04
8510	Desyrel, Trazodone hydrochloride	21	0.93
8518	Lithium carbonate, Lithonate	1	0.04
8519	Prozac, Fluoxetine	7	0.31
8530	Sertraline hydrochloride, Zoloft	13	0.58
8532	Clozapine, Clozaril	1	0.04
8535	Risperdal, Risperdol, Risperidone	3	0.13
8541	Mirtazapine, Remeron	2	0.09
8543	Nitroglycerine	1	0.04
8545	Dimenhydrinate, Dramamine, sea/motion sickness <OTC>	3	0.13
8549	Escitalopram, Lexapro	4	0.18
8553	Bupropion, Wellbutrin, Zyban	3	0.13
8557	Atomoxetine, Strattera	1	0.04

Table B.2 Tabulation of Inhalant OTHER, Specifies

Drug Code	Drug Name	Number of Times Mentioned in OTHER, Specifies	Percentage of All Inhalant Drugs Specified
377	Albuterol	3	1.42
501	Gasoline or lighter fluids	7	3.30
503	Other aerosol sprays	18	8.49
504	Shoeshine liquid, glue, or toluene	7	3.30
505	Lacquer thinner or other paint solvents	2	0.94
506	Amyl nitrite, 'poppers,' locker room odorizer, 'rush'	10	4.72
508	Nitrous oxide, 'whippits,' dentist gas	3	1.42
510	OTHER Inhalant, NOT OTHERWISE SPECIFIED	12	5.66
511	Markers, felt-tip pens, ink pens	8	3.77
512	Incense	1	0.47
516	CHC, chlorofluorocarbon, freon, refrigerant	9	4.25
518	Acetone, nail polish remover	10	4.72
519	Helium	19	8.96
520	Old paint, paint	1	0.47
521	Propane	1	0.47
524	White-Out	3	1.42
526	Nail polish	5	2.36
528	Whipped-cream can	9	4.25
529	Moth balls	1	0.47
531	Candy, powdered candy, sugar	2	0.94
534	Deodorant	2	0.94
539	Scotch-Gard	2	0.94
542	Brasso, lens cleaner, spirits of ammonia	1	0.47
543	Liquid oxygen, oxygen	1	0.47
548	Cologne, isopropanol vapors, rubbing alcohol	10	4.72
553	Pixie sticks	1	0.47
560	Diswashing detergent, laundry detergent, soap	1	0.47
586	Carbon from empty soft drink bottle	1	0.47
592	Computer air duster, computer cleaner, dust-off	6	2.83
594	Starting fluid	2	0.94
802	THC, cannabinal, marinol, tetrahydrocannabinol	1	0.47
803	Marijuana, MarrJane, Mary Jane, MJ, pot, weed	4	1.89
805	Cocaine, coca, cocaina, coke, perico	1	0.47
807	Alcohol, beer, ethanol, EtOH, pink champagne	3	1.42
813	Cigarettes, tobacco (type unspecified)	1	0.47
900	Not a drug	1	0.47
5021	Octane booster	1	0.47
5022	Carbon dioxide, CO2, dry ice hits, CO2 tank	2	0.94
5028	Carburetor cleaner, engine cleaner	1	0.47
5035	Brake cleaner	1	0.47
5044	Powdered cleansers (e.g. Ajax, Comet, Boraxo)	2	0.94
5049	Hand sanitizer/cleaner, contents unspecified	8	3.77
5053	Electrical parts cleaner, electronics cleaner	1	0.47
5055	PVC	1	0.47
5077	Resistol	1	0.47
5078	Axe body spray	2	0.94
5097	Lysol, aerosol unspecified	2	0.94
5098	Axe/Axe deodorant, aerosol unspecified	1	0.47

Table B.2 Tabulation of Inhalant OTHER, Specifies (continued)

Drug Code	Drug Name	Number of Times Mentioned in OTHER, Specifies	Percentage of All Inhalant Drugs Specified
5104	Shoe cleaner, otherwise unspecified	1	0.47
5116	Vinegar	1	0.47
5149	Sanitizer; type unspecified	2	0.94
5159	Gas/fuel cleaner/treatment	1	0.47
5160	Smoke from burning paper	1	0.47
5161	Smoke from burning wood	1	0.47
5162	Mold cleaner; contents unspecified	1	0.47
5165	Citric acid	1	0.47
5166	Frosties	1	0.47
5168	Cigarettes coated with salt	1	0.47
8011	Herb, flower, plant; type unspecified	1	0.47
8024	Asthma inhaler, asthma medication, bronchial dilator	4	1.89
8056	Vicks VapoRub/inhaler <OTC>	3	1.42
8543	Nitroglycerine	1	0.47

Table B.3 Tabulation of Hallucinogen OTHER, Specifies

Drug Code	Drug Name	Number of Times Mentioned in OTHER, Specifies	Percentage of All Hallucinogen Drugs Specified
116	Methaqualone, Sopor, Quaalude	1	0.13
120	Downers; OTHER Sedative, NOT OTHERWISE SPECIFIED	2	0.26
145	Red devil(s)	1	0.13
174	Ambien	1	0.13
209	Xanax	3	0.39
223	Methocarbamol	1	0.13
322	Methamphetamine ('ice' or 'crank'), Meth	10	1.30
339	Amphetamines, otherwise unspecified	2	0.26
348	Crystal	1	0.13
351	Cathinone, cat, khat, Q'at	1	0.13
355	Crystal meth, crystal methamphetamine	2	0.26
374	Christmas tree(s)	1	0.13
415	Codeine pills	3	0.39
417	Morphine	3	0.39
420	OTHER Pain Reliever, NOT OTHERWISE SPECIFIED	1	0.13
423	Percocet	2	0.26
465	Fentanyl	1	0.13
501	Gasoline or lighter fluids	6	0.78
503	Other aerosol sprays	1	0.13
504	Shoeshine liquid, glue, or toluene	4	0.52
507	Halothane, ether, or other anesthetics; chloroform	1	0.13
508	Nitrous oxide, 'whippits,' dentist gas	13	1.69
510	OTHER Inhalant, NOT OTHERWISE SPECIFIED	4	0.52
511	Markers, felt-tip pens, ink pens	1	0.13
520	Old paint, paint	2	0.26
592	Computer air duster, computer cleaner, dust-off	3	0.39
601	LSD ('acid')	72	9.34
603	Mescaline	4	0.52
604	Psilocybin (mushrooms), sclerotia, shrooms	67	8.69
605	PCP ('angel dust,' phencyclidine)	5	0.65
606	'Ecstasy' (MDMA), X-TC, 'X'	13	1.69
607	OTHER Hallucinogen, NOT OTHERWISE SPECIFIED	67	8.69
609	Jimson weed	9	1.17
612	Happy stick, sherm, sherman, shermstick	1	0.13
614	MDA, Methylenedioxy amphetamine	7	0.91
616	DET, Dimethyltryptamine, DMT	8	1.04
617	Morning glory seeds, morning glory tendrils, ricea	10	1.30
618	Acid paper, blotter (acid)	1	0.13
622	Microdot(s), green microdot, purple microdot	1	0.13
624	Orange sunshine, sunshine, yellow sunshine	1	0.13
627	Hawaiian wood rose, Hawaiian Woodrow seeds	5	0.65
636	DOM, STP	1	0.13
639	Nutmeg, Mace	5	0.65
648	Designer drugs	1	0.13

Table B.3 Tabulation of Hallucinogen OTHER, Specifies (continued)

Drug Code	Drug Name	Number of Times Mentioned in OTHER, Specifies	Percentage of All Hallucinogen Drugs Specified
650	Datura stramonium, daytura, thorn apple	4	0.52
660	Bufotenin, toad, toad licking	2	0.26
679	Hell bells	2	0.26
681	Lovely	1	0.13
683	Yage	1	0.13
695	Angel's trumpet, floripondio	1	0.13
698	2C-B, Bromo mescaline, Nexus	46	5.97
701	OTHER Opiates, NOT OTHERWISE SPECIFIED	2	0.26
702	Heroin	1	0.13
703	Opium, otherwise unspecified	4	0.52
803	Marijuana, MarrJane, Mary Jane, MJ, pot, weed	4	0.52
804	Hashish	4	0.52
805	Cocaine, coca, cocaina, coke, perico	1	0.13
806	Crack, rock	1	0.13
807	Alcohol, beer, ethanol, EtOH, pink champagne	1	0.13
829	Robitussin DM <OTC>	5	0.65
843	Cold medicine, cold tablets <OTC>	1	0.13
847	GHB, NSC, gamma hydroxybutyrate	3	0.39
852	Formaldehyde, wak, whack (embalming fluid)	1	0.13
883	Dextromethorphan hydrobromide <OTC>	10	1.30
900	Not a drug	1	0.13
1001	Benadryl, Diphenhydramine <OTC>	17	2.20
2509	Cyclobenzaprine	1	0.13
2512	Hydroxyzine	1	0.13
3052	Speed, otherwise unspecified	2	0.26
3119	MDPV, Methylenedioxypropylvalerone	1	0.13
3127	4-FMA, 4-Fluoromethamphetamine	1	0.13
3132	4-FA, 4-Fluoroamphetamine	1	0.13
3142	Amphetamine analogue; otherwise unspecified	1	0.13
4046	Oxycodone	2	0.26
5021	Octane booster	1	0.13
5167	Cinnamon	1	0.13
6005	Sassafras, sassafras tea	10	1.30
6022	Tequila worm, agave worm	1	0.13
6029	DXM	35	4.54
6031	Strychnine	2	0.26
6043	Diviner's sage, Salvia divinorum	5	0.65
6044	Gel caps, gel tabs	2	0.26
6056	Wet	2	0.26
6061	5-MeO-DMT	3	0.39
6062	Madderwort, wormwood	1	0.13
6071	Sinicuichi, sun opener	1	0.13
6074	LSA	18	2.33
6077	San Pedro	6	0.78

Table B.3 Tabulation of Hallucinogen OTHER, Specifies (continued)

Drug Code	Drug Name	Number of Times Mentioned in OTHER, Specifies	Percentage of All Hallucinogen Drugs Specified
6083	CCC, 'Triple C,' C3 <OTC>	7	0.91
6100	2C-T-7, T7, blue mystic	1	0.13
6103	Ayahuasca, Yahe	33	4.28
6105	Alpha-methyltryptamine, AMT, IT-290, 3-IT	1	0.13
6112	2C-T-2	1	0.13
6114	Molly, not otherwise specified	1	0.13
6126	2,5-Dimethoxy-4-iodophenethylamine, 2C-I	21	2.72
6130	5-MeO-DiPT, foxy methoxy	1	0.13
6132	Amanita mushrooms, fly agaric, muscimol	1	0.13
6134	Anadenanthera colubrina, cohoba, vilca	1	0.13
6138	2C-E, 2-5-Dimethoxy-4-ethyl-phenethylamine	27	3.50
6141	DPT, Dipropyltryptamine, N,N-Dipropyltryptamine	2	0.26
6169	2,5-dimethoxy-4-chloroamphetamine, DOC	2	0.26
6171	4-acetoxy-N,N-dimethyltryptamine, 4-AcO-DMT	7	0.91
6173	2,5-dimethoxy-4-bromoamphetamine, DOB	2	0.26
6179	4-HO-HiPT, 4-Hydroxy-MiPT, 4-HO-MiPT	1	0.13
6181	4-HO-MET, 4-Hydroxy-N-methyl-N-ethyltryptamine	4	0.52
6182	2C-P, 4-Propyl-2,5-dimethoxyphenethylamine	1	0.13
6185	25I-NBOMe, 2C-I-NBOMe, BOM-CI, Cimbi-5	14	1.82
6186	3-MeO-2-Oxo-PCE, MXE, Methoxetamine	2	0.26
6187	Mugwort	3	0.39
6188	25B-NBOMe, NBOMe-2C-B	3	0.39
6189	25C-NBOMe, 2C-C-NBOMe, NBOMe-2C-C, N-Bomb	5	0.65
6192	5-MeO-MiPT	1	0.13
6197	2C-C, 4-chloro-2,5-dimethoxyphenethylamine	1	0.13
6203	NBOMe; otherwise unspecified	4	0.52
6206	Blue Egyptian lotus, blue lotus	2	0.26
6208	3-MeO-PCP, 3-Methoxyphencyclidine	2	0.26
6209	1P-LSD	3	0.39
6213	Synthetic LSD/acid; otherwise unspecified	1	0.13
6217	25D-NBOMe	1	0.13
6219	Hallucinogenic honey; type unspecified	1	0.13
6222	Jekem, Jenkem	1	0.13
6225	DCK, Deschloroketamine	1	0.13
6232	2-FDCK, 2-Fluorodeschloroketamine, Fluoroketamine	1	0.13
6238	Curcumin, turmeric	1	0.13
6239	25E-NBOMe	1	0.13
6240	4-MeO-PCP, 4-Methoxyphencyclidine	1	0.13
6242	Chia sprouts	1	0.13
6243	Sex-enhancement hallucinogen; otherwise unspecified	1	0.13
6244	Synthetic molly; otherwise unspecified	1	0.13
8007	Gabapentin, Neurontin	2	0.26
8012	Coriciden <OTC>	3	0.39
8100	Kava Kava <OTC>	1	0.13

Table B.3 Tabulation of Hallucinogen OTHER, Specifies (continued)

Drug Code	Drug Name	Number of Times Mentioned in OTHER, Specifies	Percentage of All Hallucinogen Drugs Specified
8127	Damiana <OTC>	1	0.13
8192	Delsym, Dextromethorphan polistirex <OTC>	1	0.13
8237	Kratom	4	0.52
8240	Lamictal, Lamotrigine	1	0.13
8282	Saline solution, salt, sodium chloride <OTC>	1	0.13
8283	Synthetic cannabinoids (eg, K2, Spice, JWH-018)	12	1.56
8301	Bath salts/synthetic cathinone; otherwise unspcfd	6	0.78
8309	Mucinex <OTC>	1	0.13
8315	Synthetic cannabis/cannabinoid, otherwise unspcfd	2	0.26
8368	alpha-PVP, alpha-Pyrrolidinopentiophenone	1	0.13
8389	CBD/hemp oil/edibles/vape (not marijuana) <OTC>	2	0.26
8447	Aricept, donepezil	1	0.13
8448	Phenethylamine analogue; otherwise unspecified	1	0.13
8456	Dokha (tobacco and herbs/spices mixture)	1	0.13
8545	Dimenhydrinate, Dramamine, sea/motion sickness <OTC>	3	0.39
8553	Bupropion, Wellbutrin, Zyban	1	0.13

Table B.4 Tabulation of Pain Reliever OTHER, Specifies

Drug Code	Drug Name	Number of Times Mentioned in OTHER, Specifies	Percentage of All Pain Reliever Drugs Specified
130	Promethazine	1	0.25
171	NyQuil <OTC>	1	0.25
176	Melatonin <OTC>	1	0.25
201	Valium	1	0.25
209	Xanax	5	1.26
234	Flexeril	2	0.50
246	Klonopin	2	0.50
288	Baclofen	2	0.50
420	OTHER Pain Reliever, NOT OTHERWISE SPECIFIED	18	4.52
422	Motrin	8	2.01
423	Percocet	4	1.01
425	Advil <OTC>	68	17.09
426	Fiorinal	1	0.25
430	Aspirin, Ecotrin, Empirin <OTC>	11	2.76
434	Vicodin	1	0.25
435	Tylenol, Tylenol Extra-Strength <OTC>	120	30.15
438	Anaprox, Naprosyn, Naproxen, Naxen	8	2.01
442	Ibuprofen	49	12.31
450	Acetaminophen, incl. non-Tylenol brands <OTC>	5	1.26
465	Fentanyl	1	0.25
466	Midol <OTC>	4	1.01
468	Excedrin <OTC>	2	0.50
481	Acular, Dolac, Ketorolac tromethamine, Toradol	2	0.50
496	Ultram	1	0.25
499	Aleve <OTC>	19	4.77
607	OTHER Hallucinogen, NOT OTHERWISE SPECIFIED	1	0.25
698	2C-B, Bromo mescaline, Nexus	1	0.25
820	Penicillin	1	0.25
873	Contraceptives, Ferutal, Ortho Novum	1	0.25
1001	Benadryl, Diphenhydramine <OTC>	2	0.50
2501	Alprazolam	1	0.25
2509	Cyclobenzaprine	1	0.25
2512	Hydroxyzine	2	0.50
3023	Adderall	1	0.25
4031	Cough medicine with Codeine	1	0.25
4043	Tramadol	1	0.25
4044	Hydrocodone	3	0.75
4049	Headache power <OTC>	2	0.50
4051	Celebrex	2	0.50
4056	Cataflam, Diclofenac, Voltaren	3	0.75
4102	Mobic, Meloxicam	3	0.75
4124	Eletriptan, Relpax	1	0.25
4148	Butrans Transdermal System/patch	2	0.50
4167	Adco-Dol	1	0.25

Table B.4 Tabulation of Pain Reliever OTHER, Specifies (continued)

Drug Code	Drug Name	Number of Times Mentioned in OTHER, Specifies	Percentage of All Pain Reliever Drugs Specified
4501	Lortab	3	0.75
4502	Norco	1	0.25
4506	Codeine, not in pill form	2	0.50
8007	Gabapentin, Neurontin	7	1.76
8010	Zyrtec, Cetirizine <OTC>	1	0.25
8016	Icy Hot <OTC>	1	0.25
8027	Alavert, Claritin, Loratadine <OTC>	2	0.50
8035	Prednisone	2	0.50
8097	Tizanidine, Zanaflex	2	0.50
8236	Lyrica, Pregabalin	2	0.50
8237	Kratom	1	0.25
8283	Synthetic cannabinoids (eg, K2, Spice, JWH-018)	1	0.25
8309	Mucinex <OTC>	1	0.25
8411	Tamiflu	2	0.50
8508	Meclizine	1	0.25
8541	Mirtazapine, Remeron	1	0.25
8549	Escitalopram, Lexapro	1	0.25

Table B.5 Tabulation of Stimulant OTHER, Specifies

Drug Code	Drug Name	Number of Times Mentioned in OTHER, Specifies	Percentage of All Stimulant Drugs Specified
201	Valium	1	5.00
324	Uppers; OTHER Stimulant, NOT OTHERWISE SPECIFIED	5	25.00
353	No-Doz <OTC>	1	5.00
423	Percocet	1	5.00
1001	Benadryl, Diphenhydramine <OTC>	1	5.00
2501	Alprazolam	1	5.00
3023	Adderall	1	5.00
3060	Hydroxycut <OTC>	1	5.00
3077	Concerta	1	5.00
3507	Phentermine	2	10.00
8374	5-hour Energy <OTC>	3	15.00
8549	Escitalopram, Lexapro	1	5.00
8557	Atomoxetine, Strattera	1	5.00

Table B.6 Tabulation of Sedative OTHER, Specifies

Drug Code	Drug Name	Number of Times Mentioned in OTHER, Specifies	Percentage of All Sedative Drugs Specified
120	Downers; OTHER Sedative, NOT OTHERWISE SPECIFIED	5	8.20
121	USED SEDATIVE, DON'T KNOW NAME	1	1.64
123	Unisom <OTC>	2	3.28
127	Nytol <OTC>	1	1.64
171	NyQuil <OTC>	1	1.64
201	Valium	2	3.28
207	Ativan	1	1.64
209	Xanax	2	3.28
215	Vistaril	1	1.64
415	Codeine pills	2	3.28
420	OTHER Pain Reliever, NOT OTHERWISE SPECIFIED	1	1.64
423	Percocet	1	1.64
425	Advil <OTC>	1	1.64
435	Tylenol, Tylenol Extra-Strength <OTC>	1	1.64
601	LSD ('acid')	1	1.64
883	Dextromethorphan hydrobromide <OTC>	1	1.64
896	Catapres, Clonidine	1	1.64
1001	Benadryl, Diphenhydramine <OTC>	10	16.39
2001	Soma	1	1.64
2503	Lorazepam	1	1.64
2512	Hydroxyzine	3	4.92
4501	Lortab	1	1.64
8192	Delsym, Dextromethorphan polistirex <OTC>	1	1.64
8505	Quetiapine, Seroquel	2	3.28
8510	Desyrel, Trazodone hydrochloride	15	24.59
8535	Risperdal, Risperdol, Risperidone	1	1.64
8549	Escitalopram, Lexapro	1	1.64

Table B.7 Tabulation of Special Drugs OTHER, Specifies

Drug Code	Drug Name	Number of Times Mentioned in OTHER, Specifies	Percentage of All Special Drugs Specified
110	Tuinal	1	0.17
116	Methaqualone, Sopor, Quaalude	1	0.17
120	Downers; OTHER Sedative, NOT OTHERWISE SPECIFIED	2	0.34
174	Ambien	3	0.51
201	Valium	1	0.17
209	Xanax	9	1.53
311	Preludin	2	0.34
318	Ritalin	5	0.85
322	Methamphetamine ('ice' or 'crank'), Meth	41	6.96
355	Crystal meth, crystal methamphetamine	2	0.34
407	Demerol	6	1.02
408	Dilaudid, Hydromorphone	50	8.49
417	Morphine	51	8.66
418	Methadone	4	0.68
420	OTHER Pain Reliever, NOT OTHERWISE SPECIFIED	5	0.85
423	Percocet	10	1.70
434	Vicodin	1	0.17
457	T's and blues, tee's and b's, tops and bottoms	1	0.17
465	Fentanyl	32	5.43
481	Acular, Dolac, Ketorolac tromethamine, Toradol	1	0.17
490	Nalbuphine, Nubain	1	0.17
601	LSD ('acid')	3	0.51
605	PCP ('angel dust,' phencyclidine)	1	0.17
606	'Ecstasy' (MDMA), X-TC, 'X'	1	0.17
607	OTHER Hallucinogen, NOT OTHERWISE SPECIFIED	1	0.17
614	MDA, Methylenedioxy amphetamine	1	0.17
616	DET, Dimethyltryptamine, DMT	2	0.34
658	Special K, Ketamine	15	2.55
701	OTHER Opiates, NOT OTHERWISE SPECIFIED	5	0.85
702	Heroin	49	8.32
704	Dope	2	0.34
801	OTHER Drugs, NOT OTHERWISE SPECIFIED	33	5.60
802	THC, cannabinol, marinol, tetrahydrocannabinol	1	0.17
803	Marijuana, MarrJane, Mary Jane, MJ, pot, weed	1	0.17
805	Cocaine, coca, cocaina, coke, perico	36	6.11
806	Crack, rock	18	3.06
807	Alcohol, beer, ethanol, EtOH, pink champagne	3	0.51
824	Steroids	13	2.21
848	Liquid vitamin, vitamin pills <OTC>	2	0.34
893	Estrogen	1	0.17
2001	Soma	2	0.34
2034	Clonazepam	1	0.17
3023	Adderall	7	1.19
3046	Adrenalin, Epinephrine	1	0.17

Table B.7 Tabulation of Special Drugs OTHER, Specifies (continued)

Drug Code	Drug Name	Number of Times Mentioned in OTHER, Specifies	Percentage of All Special Drugs Specified
3052	Speed, otherwise unspecified	2	0.34
3117	Methedrone	1	0.17
3143	Pyrovalerone	1	0.17
4043	Tramadol	1	0.17
4044	Hydrocodone	2	0.34
4046	Oxycodone	19	3.23
4047	Roxicet	2	0.34
4065	Roxicodone	11	1.87
4067	OxyContin	34	5.77
4091	K4	1	0.17
4109	Suboxone	19	3.23
4119	Buprenorphine	1	0.17
4120	Opana	9	1.53
4150	Subutex	5	0.85
4505	Oxycodone product, unspecified	14	2.38
4510	Oxymorphone	1	0.17
6110	Mad dog	1	0.17
6114	Molly, not otherwise specified	6	1.02
8067	Testosterone	14	2.38
8072	Deca-Durabolin, Nandrolone decanoate	1	0.17
8090	Sustanon, Sostanon	1	0.17
8212	Finaplix Gold, Trembolona QV75, Trenbolone	3	0.51
8245	Human growth hormone (HGH)	2	0.34
8301	Bath salts/synthetic cathinone; otherwise unspcfd	3	0.51
8368	alpha-PVP, alpha-Pyrrolidinopentiophenone	1	0.17
8415	Melanotan 2, Melanotan II	1	0.17
8451	Testosterone booster; contents unspecified	1	0.17
8458	Estradiol valerate	1	0.17
8459	Delta-9	1	0.17
8462	Estradiol enantate	1	0.17
8505	Quetiapine, Seroquel	1	0.17

Table B.8 Tabulation of Tranquilizer OTHER, Specifies

Drug Code	Drug Name	Number of Times Mentioned in OTHER, Specifies	Percentage of All Tranquilizer Drugs Specified
174	Ambien	1	2.22
201	Valium	2	4.44
202	Librium	1	2.22
207	Ativan	1	2.22
209	Xanax	4	8.89
211	BuSpar	2	4.44
221	OTHER Tranquilizer, NOT OTHERWISE SPECIFIED	6	13.33
223	Methocarbamol	1	2.22
318	Ritalin	1	2.22
336	Diet pills/medications/drugs, otherwise unspfd	1	2.22
805	Cocaine, coca, cocaina, coke, perico	1	2.22
865	Diuretics, water pills	1	2.22
2002	Muscle relaxers	1	2.22
2029	Etizolam	1	2.22
2034	Clonazepam	1	2.22
2501	Alprazolam	1	2.22
2508	Oxazepam	1	2.22
2512	Hydroxyzine	1	2.22
3023	Adderall	1	2.22
4502	Norco	1	2.22
8097	Tizanidine, Zanaflex	3	6.67
8225	Cymbalta, Duloxetine	1	2.22
8236	Lyrica, Pregabalin	1	2.22
8505	Quetiapine, Seroquel	2	4.44
8510	Desyrel, Trazodone hydrochloride	4	8.89
8519	Prozac, Fluoxetine	2	4.44
8530	Sertraline hydrochloride, Zoloft	1	2.22
8535	Risperdal, Risperdol, Risperidone	1	2.22

Table B.9 Tabulation of Treatment OTHER, Specifies

Drug Code	Drug Name	Number of Times Mentioned in OTHER, Specifies	Percentage of All Treatment Drugs Specified
176	Melatonin <OTC>	1	0.66
201	Valium	1	0.66
209	Xanax	3	1.99
211	BuSpar	2	1.32
278	Benzodiazepines	1	0.66
313	Adipex-P	1	0.66
322	Methamphetamine ('ice' or 'crank'), Meth	3	1.99
418	Methadone	5	3.31
420	OTHER Pain Reliever, NOT OTHERWISE SPECIFIED	2	1.32
435	Tylenol, Tylenol Extra-Strength <OTC>	4	2.65
438	Anaprox, Naprosyn, Naproxen, Naxen	1	0.66
442	Ibuprofen	1	0.66
465	Fentanyl	9	5.96
501	Gasoline or lighter fluids	1	0.66
606	'Ecstasy' (MDMA), X-TC, 'X'	1	0.66
658	Special K, Ketamine	2	1.32
701	OTHER Opiates, NOT OTHERWISE SPECIFIED	2	1.32
702	Heroin	2	1.32
801	OTHER Drugs, NOT OTHERWISE SPECIFIED	14	9.27
803	Marijuana, MarrJane, Mary Jane, MJ, pot, weed	7	4.64
805	Cocaine, coca, cocaina, coke, perico	1	0.66
807	Alcohol, beer, ethanol, EtOH, pink champagne	2	1.32
818	Nicotine	4	2.65
821	Amoxicillin, Ampicillin, Pentrexly	1	0.66
873	Contraceptives, Ferutal, Ortho Novum	1	0.66
894	Depakene, Depakote, Valproic acid	1	0.66
900	Not a drug	5	3.31
1001	Benadryl, Diphenhydramine <OTC>	1	0.66
1006	Trileptal, Oxcarbazepine	2	1.32
1034	Topiramate	1	0.66
1035	Doxylamine succinate	1	0.66
2512	Hydroxyzine	1	0.66
3023	Adderall	1	0.66
4011	Atretol, Carbamazepine, Carbatrol, Eptitol, Tegretol	1	0.66
4102	Mobic, Meloxicam	1	0.66
4109	Suboxone	3	1.99
4119	Buprenorphine	1	0.66
6029	DXM	4	2.65
8007	Gabapentin, Neurontin	3	1.99
8008	Antidepressant, type unspecified	2	1.32
8091	Benzedrex, Propylhexedrine <OTC>	2	1.32
8134	Glucophage, Metformin	1	0.66
8229	ADHD/ADD medication, otherwise unspfd	1	0.66
8233	Keppra, Levetiracetam	1	0.66

Table B.9 Tabulation of Treatment OTHER, Specifies (continued)

Drug Code	Drug Name	Number of Times Mentioned in OTHER, Specifies	Percentage of All Treatment Drugs Specified
8236	Lyrica, Pregabalin	2	1.32
8237	Kratom	3	1.99
8240	Lamictal, Lamotrigine	2	1.32
8283	Synthetic cannabinoids (eg, K2, Spice, JWH-018)	3	1.99
8305	Anti-anxiety medications, type unspecified	3	1.99
8353	Hormone, otherwise unspecified	1	0.66
8371	Effexor XR	2	1.32
8436	Phenibut	1	0.66
8464	Briviact, brivaracetam	1	0.66
8505	Quetiapine, Seroquel	2	1.32
8510	Desyrel, Trazodone hydrochloride	2	1.32
8518	Lithium carbonate, Lithonate	1	0.66
8519	Prozac, Fluoxetine	5	3.31
8530	Sertraline hydrochloride, Zoloft	12	7.95
8532	Clozapine, Clozaril	1	0.66
8535	Risperdal, Risperdol, Risperidone	1	0.66
8541	Mirtazapine, Remeron	1	0.66
8549	Escitalopram, Lexapro	1	0.66
8553	Bupropion, Wellbutrin, Zyban	2	1.32

Appendix C

Nicotine Dependence and Substance Use Disorder

C.1 Introduction

The 2022 National Survey on Drug Use and Health (NSDUH) included questions that were designed to measure dependence on nicotine (cigarettes) and drug¹ or alcohol use disorder. Drug or alcohol use disorder is also referred to as substance use disorder (SUD). This appendix includes information on the definitions and coding specifications of the variables that measure nicotine dependence and SUD, along with weighting and variance estimation information. The variable specifications are provided for nicotine dependence and SUD, respectively, within separate sections of this appendix. For information about comparing NSDUH data between years, see Section 7 in the main Introduction of the codebook.

C.1.1 Nicotine (Cigarette) Dependence and SUD Measures

For nicotine (cigarettes), questions pertaining to dependence were based on criteria from the Nicotine Dependence Syndrome Scale (NDSS; Shiffman et al., 1995; Shiffman et al., 2004) and the Fagerstrom Test of Nicotine Dependence (FTND; Fagerstrom, 1978; Heatherton et al., 1991). These criteria were first used to measure nicotine dependence in NSDUH in 2003. However, the measure was based on the use of cigarettes only. Nicotine dependence was not measured for respondents who did not smoke cigarettes in the past month but used other products containing nicotine.

For substances other than nicotine, which include alcohol, marijuana, cocaine, heroin, hallucinogens, inhalants, methamphetamine, prescription pain relievers, prescription tranquilizers, prescription stimulants, and prescription sedatives, the 2022 questionnaire included SUD questions based on the *Diagnostic and Statistical Manual of Mental Disorders*, 5th edition (DSM-5; American Psychiatric Association, 2013). This includes respondents who reported use but not misuse of prescription drugs in the past year; they were asked questions about their substance use and could be classified as having an SUD based on those responses beginning in 2021.

Users of NSDUH data should also be aware that questions about the use of illegally made fentanyl (IMF) appeared after SUD questions in the 2022 NSDUH questionnaire. For this reason, overall SUD, drug use disorder, and opioid use disorder measures do not capture disorders currently characterized by only IMF use in the past year. See Section 3.4.2 in the *2022 National Survey on Drug Use and Health (NSDUH): Methodological Summary and Definitions* (Center for Behavioral Health Statistics and Quality [CBHSQ], 2023a) for additional information about the IMF questions.

The additional data from users but not misusers of prescription drugs led to the creation of new SUD outcome variables beginning in 2021. SUD outcome variables are available on the 2022 data file that are based on data from (1) misusers of prescription drugs, (2) users but not misusers of prescription drugs, and (3) any users of prescription drugs (i.e., the combination of the first two outcomes). The version of SUD variables based on data from any users of prescription drugs was the primary version of SUD used to generate estimates presented in the *Results from the 2022 National Survey on Drug Use and Health: Detailed Tables* (CBHSQ, 2023c) and in the *Key*

¹ Drugs include marijuana (including vaping), cocaine (including crack), heroin, hallucinogens, inhalants, methamphetamine, and any use of prescription psychotherapeutic drugs (i.e., pain relievers, tranquilizers, stimulants, and sedatives).

Substance Use and Mental Health Indicators in the United States: Results from the 2022 National Survey on Drug Use and Health report (CBHSQ, 2023b). The version of SUD variables based on data from people who misused prescription drugs and on data from people who used but did not misuse prescription drugs was not used to produce estimates presented in the 2022 Detailed Tables but was used to produce estimates in the 2022 Key Substance Use and Mental Health Indicators report. More information on the three versions of SUD variables is available later in this appendix in Sections C.3.8 through C.3.11.

C.1.2 SUD Severity Measures

For substances other than nicotine, in addition to being used to classify respondents with an SUD, the DSM-5 criteria questions included in the 2022 NSDUH can also be used to classify the severity of an SUD. The severity of an SUD according to DSM-5 criteria is determined by the number of individual criteria recorded as positive for a particular substance (or category of substances).

- People were classified as having an SUD of mild severity if they met two or three SUD criteria for that substance.
- People were classified as having an SUD of moderate severity if they met four or five SUD criteria for that substance.
- People were classified in the severe SUD category if they met six or more SUD criteria for that substance.

In addition to the three levels of SUD severity for individual substances, measures of severity were created for aggregate SUD categories starting with the 2022 NSDUH. These aggregate SUD categories include the following: any SUD, drug use disorder, prescription drug use disorder, tranquilizer or sedative use disorder, opioid use disorder, and CNS stimulant use disorder. SUD severity measures for these aggregate SUD categories were defined from the maximum severity level (i.e., mild, moderate, or severe) across the multiple SUDs that were included in the category. For example, if people had a moderate alcohol use disorder and a mild marijuana (cannabis) use disorder as their only SUDs in the past year, then they were classified as having moderate SUD.

C.2 Nicotine (Cigarette) Dependence

The 2022 NSDUH questions designed to assess nicotine (cigarette) dependence were based on the NDSS and the FTND. To identify patterns of nicotine (cigarette) dependence within the 2022 NSDUH data, indicator variables were created to measure dependence on nicotine through the use of cigarettes. Respondents were classified as being dependent if they met either the NDSS or the FTND criteria for dependence. There was no change in the questions or variables definitions for nicotine (cigarette) dependence for the 2022 NSDUH.

C.2.1 Nicotine Dependence Syndrome Scale (NDSS)

The conceptual roots of the NDSS are similar to those behind the concept of dependence based on the *Diagnostic and Statistical Manual of Mental Disorders*, 4th edition (DSM-IV;

American Psychiatric Association, 1994; Edwards & Gross, 1976). The 2022 NSDUH contains 19 NDSS questions that address five aspects of dependence:

1. Smoking drive (compulsion to smoke driven by nicotine craving and withdrawal)
 - a. After not smoking for a while, you need to smoke in order to feel less restless and irritable (CIGIRTBL)
 - b. When you don't smoke for a few hours, you start to crave cigarettes (CIGCRAVE)
 - c. You sometimes have strong cravings for a cigarette where it feels like you're in the grip of a force you can't control (CIGCRAGP)
 - d. You feel a sense of control over your smoking - that is, you can "take it or leave it" at any time (CIGINCTL)
 - e. You sometimes worry that you will run out of cigarettes (CIGRNOUT)
2. Nicotine tolerance
 - a. Since you started smoking, the amount you smoke has increased (CIGINCRS)
 - b. Compared to when you first started smoking, you need to smoke a lot more now in order to be satisfied (CIGSATIS)
 - c. Compared to when you first started smoking, you can smoke much, much more now before you start to feel anything (CIGLOTMR)
3. Continuous smoking
 - a. You smoke cigarettes fairly regularly throughout the day (CIGREGDY)
 - b. You smoke about the same amount on weekends as on weekdays (CIGREGWK)
 - c. You smoke just about the same number of cigarettes from day to day (CIGREGNM)
 - d. It's hard to say how many cigarettes you smoke per day because the number often changes (CIGNMCHG)
 - e. It's normal for you to smoke several cigarettes in an hour, then not have another one until hours later (CIGSVLHR)
4. Behavioral priority (preferring smoking over other reinforcing activities)
 - a. You tend to avoid places that don't allow smoking, even if you would otherwise enjoy them (CIGAVOID)
 - b. There are times when you choose not to be around your friends who don't smoke because they won't like it if you smoke (CIGFNLKE)
 - c. Even if you're traveling a long distance, you'd rather not travel by airplane because you wouldn't be allowed to smoke (CIGPLANE)
5. Stereotypy (fixed patterns of smoking)
 - a. Do you have any friends who do not smoke cigarettes (CIGFN SMK)
 - b. The number of cigarettes you smoke per day is often influenced by other things - how you're feeling, or what you're doing, for example (CIGINFLU)
 - c. Your smoking is not affected much by other things. For example, you smoke about the same amount whether you're relaxing or working, happy or sad, alone or with others (CIGNOINF).

Each of these five domains can be assessed as separate measures, but an average score across all domains also can be obtained for overall nicotine dependence (Shiffman et al., 2004). In accordance with the scoring methods described by Shiffman and colleagues, the NDSS algorithm

for calculating this average score was based on the respondent's answers to 17 of the 19 questions listed above. The items regarding nonsmoking friends (4b - CIGFNLKE and 5a - CIGFNSMK) were excluded due to higher item nonresponse rates.

Responses to items CIGIRTBL, CIGCRAVE, CIGCRAGP, CIGAVOID, CIGPLANE, CIGRNOUT, CIGREGDY, CIGREGWK, CIGREGNM, CIGNOINF, CIGINCRS, CIGSATIS, and CIGLOTMR were coded from 1 to 5, where

- 1=Not at all true,
- 2=Somewhat true,
- 3=Moderately true,
- 4=Very true, and
- 5=Extremely true.

Responses to items CIGINCTL, CIGNMCHG, CIGSVLHR, and CIGINFLU were reverse coded from 5 to 1, where

- 5=Not at all true,
- 4=Somewhat true,
- 3=Moderately true,
- 2=Very true, and
- 1=Extremely true.

For respondents who reported smoking cigarettes in the past month, the total NDSS score was calculated as the sum of the recoded responses to the previous 17 questions. A respondent was classified as nicotine dependent, NDSSDEPND=1, if the total NDSS score was greater than or equal to 46.75 (corresponding to an average score of 2.75), regardless of whether any of the 17 NDSS questions were missing. If a respondent provided a response to all 17 questions and the total NDSS score was less than 46.75, then the respondent was determined to be nondependent, NDSSDEPND=0, based on the NDSS. If a respondent was missing at least 1 of the 17 questions but the sum of the nonmissing items plus the number of questions with missing data multiplied by 5 was less than 46.75, then the respondent was also determined to be nondependent, NDSSDEPND=0, based on the NDSS. Otherwise, NDSSDEPND was set to missing for past month users of cigarettes. The average NDSS threshold of 2.75 was derived by the scale developers by examining the distribution of scores in other samples of smokers who were administered the NDSS, including a contrast of scores obtained for nondependent smokers (chippers) versus heavy smokers (Shiffman et al., 1994).

C.2.2 Fagerstrom Test of Nicotine Dependence (FTND)

The FTND is a multi-item measure of dependence, but much of its ability to determine dependent smokers derives from a single item assessing how soon after waking smokers have their first cigarette (Heatherton et al., 1989). Because most nicotine is cleared from the bloodstream overnight, smokers typically wake in nicotine deprivation, and rapid movement to smoke is considered a sign of dependence. Respondents who reported smoking cigarettes in the past month were classified as nicotine dependent based on the FTND, FTNDDEPND=1, if the first cigarette smoked was within 30 minutes of waking up on the days they smoked (CIGWAKE=1 or 2). Past

month users of cigarettes who reported smoking their first cigarette more than 30 minutes after waking up on the days they smoked (CIGWAKE=3 or 4) were determined to be nondependent, FTNDDEPN=0, based on the FTND. Otherwise, FTNDDEPN was set to missing for past month users of cigarettes.

C.2.3 Overall Nicotine (Cigarette) Dependence

Using both the NDSS and the FTND measures, respondents were classified as having nicotine (cigarette) dependence in the past month, PMNICDEP=1, if they met either the NDSS (NDSSDEPN=1) or FTND (FTNDDEPN=1) criteria for dependence. A past month cigarette user was determined to be nondependent in the past month if NDSSDEPN=0 and FTNDDEPN=0. Otherwise, nicotine dependence status was unknown for past month cigarette users.

Starting with the 2021 NSDUH, missing values in the composite recode, PMNICDEP, were replaced using statistical imputation. The imputed variable for nicotine dependence, IRPMNICDEP, was used to create estimates presented in the 2022 Detailed Tables (CBHSQ, 2023c). For more information on the imputation of nicotine dependence, see the *2022 National Survey on Drug Use and Health (NSDUH) Methodological Resource Book, Section 10: Editing and Imputation Report* (CBHSQ, forthcoming).

C.3 SUD

Beginning in 2021, all respondents received SUD questions that were based on the DSM-5. Missing values for the SUD and SUD severity measures for alcohol, marijuana, cocaine, heroin, inhalants, hallucinogens, methamphetamine, pain relievers, stimulants, sedatives, and tranquilizers were replaced with valid response categories using statistical imputation. However, the individual SUD criteria variables for a given substance were not imputed and may contain missing values.

This section describes the recodes for the individual SUD measures. Listed below are the definitions used for each of the individual SUD measures along with the corresponding severity variable names. Specific notes about any inconsistency issues for each measure are also included. Additional variables that were created using a combination of these individual SUD measures are described in Section C.4 and are also listed in the body of the codebook.

C.3.1 ALCOHOL

To be classified with alcohol use disorder, IRPYUD5ALC, a respondent must have met two or more of the following alcohol criteria in the past year. More specifically, respondents with two or three criteria are considered to have “mild” disorder (IRPYSEV5ALC=1); respondents with four or five criteria are considered to have “moderate” disorder (IRPYSEV5ALC=2); and respondents with six or more criteria are considered to have “severe” disorder (IRPYSEV5ALC=3).

- (1) Ended up drinking alcohol many times in larger amounts or for a longer time than intended (UDALLRGAMTS=1)

- (2) One or more times tried and was unable to cut down or stop drinking alcohol or wished could cut down or stop drinking alcohol (UDALNOTSTOP=1 or UDALWSHSTOP=1)
- (3) Spent a great deal of time drinking alcohol, feeling its effects, or getting over the effects of drinking, or trying to get alcohol (UDALTIMEGET=1 or UDALTIMEUSE=1)
- (4) Wanted to use alcohol so badly could not think of anything else (UDALWANTBAD=1) or had a strong urge to use alcohol (UDALSTRURGE=1)
- (5) Serious problems at work, school, or home, such as
 - missing a lot of work or school
 - getting demoted, having your hours cut, or losing a job
 - not being able to get a job or keep a job
 - getting suspended, expelled, or dropping out of school
 - failing to take care of family (UDALWORKPRB=1)
- (6) Problems with family or friends that were caused or made worse by using alcohol (UDALFMLYPRB=1) and continued to use alcohol even though it often caused arguments or problems with family or friends (UDALFMLYCTD=1)
- (7) Gave up or spent a lot less time doing important social, occupational, or recreational activities because of alcohol use (UDALSTOPACT=1)
- (8) Repeatedly got into situations where drinking alcohol increased your chances of getting physically hurt (UDALGETHURT=1)
- (9) Continued to use alcohol even though it was causing problems with emotions, mental health, or physical health, or drinking gave you repeated blackouts (UDALMNTLCTD=1 or UDALHLTHCTD=1 or UDALBLCKCTD=1)
- (10) Needed to drink a lot more alcohol to get the desired feeling, or drinking the same amount had less of an effect (UDALNEEDMOR=1 or UDALLESSEFF=1)
- (11) Reported experiencing two or more alcohol withdrawal symptoms after alcohol use was cut back or stopped or respondent used the same or similar substance to avoid having alcohol withdrawal symptoms during the past 12 months. Symptoms include (i) sweating or feeling that heart was beating fast (UDALWDSWEAT=1); (ii) having hands tremble (UDALWDTRMBL=1); (iii) having trouble sleeping (UDALWDSLEEP=1); (iv) vomiting or feeling nauseous (UDALWDVOMIT=1); (v) seeing, hearing, or feeling things that were not really there (UDALWDHALUC=1); (vi) feeling like could not sit still (UDALWDSITST=1); (vii) feeling anxious (UDALWDFLANX=1); and (viii) having seizures or fits (UDALWDSZURE²=1). Substances used to avoid withdrawal symptoms could include alcohol (UDALAVWALCO=1) or prescription sedatives, tranquilizers, sleeping pills, or downers (UDALAVWSVTR=1).

Note: Respondents who reported past year alcohol use but indicated use of alcohol on 5 or fewer days in the past year were not asked the questions on alcohol use disorder. However, respondents who reported past year alcohol use and had a missing value for the number of days they used alcohol in the past year were asked the questions on alcohol use disorder.

² The having seizures or fits as an alcohol withdrawal symptom (UDALWDSZURE) is excluded from the file due to disclosure risk.

Therefore, it is possible for a respondent to have been imputed to have used alcohol on 5 or fewer days in the past year according to IRALCFY but to be classified as having a past year substance use disorder of alcohol.

C.3.2 MARIJUANA

To be classified with marijuana use disorder, IRPYUD5MRJ, a respondent must have met two or more of the following marijuana criteria in the past year. More specifically, respondents with two or three criteria are considered to have “mild” disorder (IRPYSEV5MRJ=1); respondents with four or five criteria are considered to have “moderate” disorder (IRPYSEV5MRJ=2); and respondents with six or more criteria are considered to have “severe” disorder (IRPYSEV5MRJ=3).

- (1) Ended up using marijuana many times in larger amounts or for a longer time than intended (UDMJLRGAMTS=1)
- (2) One or more times tried and was unable to cut down or stop using marijuana or wished could cut down or stop using marijuana (UDMJNOTSTOP=1 or UDMJWSHSTOP=1)
- (3) Spent a great deal of time using marijuana, feeling its effects, or getting over the effects, or trying to get marijuana (UDMJTIMEGET=1 or UDMJTIMEUSE=1)
- (4) Wanted to use marijuana so badly could not think of anything else (UDMJWANTBAD=1) or had a strong urge to use marijuana (UDMJSTRURGE=1)
- (5) Serious problems at work, school, or home, such as
 - missing a lot of work or school
 - getting demoted, having your hours cut, or losing a job
 - not being able to get a job or keep a job
 - getting suspended, expelled, or dropping out of school
 - failing to take care of family (UDMJWORKPRB=1)
- (6) Problems with family or friends that were caused or made worse by using marijuana (UDMJFMLYPRB=1) and continued to use marijuana even though it often caused arguments or problems with family or friends (UDMJFMLYCTD=1)
- (7) Gave up or spent a lot less time doing important social, occupational, or recreational activities because of marijuana use (UDMJSTOPACT=1)
- (8) Repeatedly got into situations where using marijuana increased your chances of getting physically hurt (UDMJGETHURT=1)
- (9) Continued to use marijuana even though it was causing problems with emotions, mental health, or physical health (UDMJMNTLCTD=1 or UDMJHLTHCTD=1)
- (10) Needed to use marijuana a lot more to get the desired feeling, or use of the same amount had less of an effect (UDMJNEEDMOR=1 or UDMJLESSEFF=1)
- (11) Reported experiencing three or more marijuana withdrawal symptoms after marijuana use was cut back or stopped or respondent used the same or similar substance to avoid having marijuana withdrawal symptoms during the past 12 months. Symptoms include (i) feeling irritable or angry (UDMJWDANGRY=1); (ii) feeling anxious or nervous (UDMJWDFLANX=1); (iii) having trouble sleeping (UDMJWDSLEEP=1); (iv) losing your appetite or losing weight without trying to (UDMJWDAPPET=1); (v) feeling like you couldn't sit still (UDMJWDSITST=1); (vi) feeling depressed

(UDMJWDDEPRS=1); and experiencing at least one for the following physical symptoms: stomach ache (UDMJWDSTMCH=1), shaking or tremors (UDMJWD SHAKE=1), sweating (UDMJWDSWEAT=1), fever (UDMJWDFEVER=1), chills (UDMJWDCHILL=1), or headache (UDMJWDHEDAC=1). Substances used to avoid withdrawal symptoms could include marijuana, hashish, or another cannabis product (UDMJAVWMARJ=1).

Note: Respondents who reported past year marijuana use but indicated use of marijuana on 5 or fewer days in the past year were not asked the questions on marijuana use disorder. However, respondents who reported past year marijuana use and had a missing value for the number of days they used marijuana in the past year were asked the questions on marijuana use disorder. Therefore, it is possible for a respondent to have been imputed to have used marijuana on 5 or fewer days in the past year according to IRMJFY but to be classified as having a past year substance use disorder of marijuana.

C.3.3 COCAINE

To be classified with cocaine use disorder, IRPYUD5COC, a respondent must have met two or more of the following cocaine criteria in the past year. More specifically, respondents with two or three criteria are considered to have “mild” disorder (IRPYSEV5COC=1); respondents with four or five criteria are considered to have “moderate” disorder (IRPYSEV5COC=2); and respondents with six or more criteria are considered to have “severe” disorder (IRPYSEV5COC=3).

- (1) Ended up using cocaine many times in larger amounts or for a longer time than intended (UDCCLRGAMTS=1)
- (2) One or more times tried and was unable to cut down or stop using cocaine or wished could cut down or stop using cocaine (UDCCNOTSTOP=1 or UDCCWSHSTOP=1)
- (3) Spent a great deal of time using cocaine, feeling its effects, or getting over the effects, or trying to get cocaine (UDCCTIMEGET=1 or UDCCTIMEUSE=1)
- (4) Wanted to use cocaine so badly could not think of anything else (UDCCWANTBAD=1) or had a strong urge to use cocaine (UDCCSTRURGE=1)
- (5) Serious problems at work, school, or home, such as
 - missing a lot of work or school
 - getting demoted, having your hours cut, or losing a job
 - not being able to get a job or keep a job
 - getting suspended, expelled, or dropping out of school
 - failing to take care of family (UDCCWORKPRB=1)
- (6) Problems with family or friends that were caused or made worse by using cocaine (UDCCFMLYPRB=1) and continued to use cocaine even though it often caused arguments or problems with family or friends (UDCCFMLYCTD=1)
- (7) Gave up or spent a lot less time doing important social, occupational, or recreational activities because of cocaine use (UDCCSTOPACT=1)
- (8) Repeatedly got into situations where using cocaine increased your chances of getting physically hurt (UDCCGETHURT=1)

- (9) Continued to use cocaine even though it was causing problems with emotions, mental health, or physical health (UDCCMNTLCTD=1 or UDCCHLTHCTD=1)
- (10) Needed to use cocaine a lot more to get the desired feeling, or use of the same amount had less of an effect (UDCCNEEDMOR=1 or UDCCLESSEFF=1)
- (11) Reported at least one of the following: (1) feeling blue or down when trying to stop or cut down using cocaine (UDCCWDFLBLU=1) as well as experiencing two or more additional cocaine withdrawal symptoms (listed below) after cocaine use was cut back or stopped; or (2) having used the same or similar substance to avoid having cocaine withdrawal symptoms during the past 12 months. Symptoms include (i) feeling tired or exhausted (UDCCWDTIRED=1), (ii) having bad dreams (UDCCWDDREAM=1), (iii) having trouble sleeping or sleeping more than normal (UDCCWDSLEEP=1), (iv) feeling hungry more often (UDCCWDHNGRY=1), and (v) feeling either very slowed down or like could not sit still (UDCCWDSITST=1). Substances used to avoid withdrawal symptoms could include cocaine (UDCCAVWCOCN=1), methamphetamine (UDCCAVWMETH=1), or prescription stimulants or uppers (UDCCAVWSTIM=1).

Note: Respondents could answer the cocaine use disorder questions if they reported injecting cocaine with a needle in the past year in the special drugs section, even if they reported not using cocaine in the past year in the cocaine section. Thus, situations may exist where respondents were classified as having a cocaine use disorder, even though they had not used cocaine in the past year according to the imputed recency variable (IRCOCRC).

C.3.4 HEROIN

To be classified with heroin use disorder, IRPYUD5HER, a respondent must have met two or more of the following heroin criteria in the past year. More specifically, respondents with two or three criteria are considered to have “mild” disorder (IRPYSEV5HER=1); respondents with four or five criteria are considered to have “moderate” disorder (IRPYSEV5HER=2); and respondents with six or more criteria are considered to have “severe” disorder (IRPYSEV5HER=3).

- (1) Ended up using heroin many times in larger amounts or for a longer time than intended (UDHELARGAMTS=1)
- (2) One or more times tried and was unable to cut down or stop using heroin or wished could cut down or stop using heroin (UDHENOTSTOP=1 or UDHEWSHSTOP=1)
- (3) Spent a great deal of time using heroin, feeling its effects, or getting over the effects, or trying to get heroin (UDHETIMEGET=1 or UDHETIMEUSE=1)
- (4) Wanted to use heroin so badly could not think of anything else (UDHEWANTBAD=1) or had a strong urge to use heroin (UDHESTRURGE=1)
- (5) Serious problems at work, school, or home, such as
 - missing a lot of work or school
 - getting demoted, having your hours cut, or losing a job
 - not being able to get a job or keep a job
 - getting suspended, expelled, or dropping out of school
 - failing to take care of family (UDHEWORKPRB=1)

- (6) Problems with family or friends that were caused or made worse by using heroin (UDHEFMLYPRB=1) and continued to use heroin even though it often caused arguments or problems with family or friends (UDHEFMLYCTD=1)
- (7) Gave up or spent a lot less time doing important social, occupational, or recreational activities because of heroin use (UDHESTOPACT=1)
- (8) Repeatedly got into situations where using heroin increased your chances of getting physically hurt (UDHEGETHURT=1)
- (9) Continued to use heroin even though it was causing problems with emotions, mental health, or physical health (UDHEMNTLCTD=1 or UDHEHLTHCTD=1)
- (10) Needed to use heroin a lot more to get the desired feeling, or use of the same amount had less of an effect (UDHENEEDMOR=1 or UDHELESSEFF=1)
- (11) Reported experiencing three or more heroin withdrawal symptoms after heroin use was cut back or stopped or respondent used the same or similar substance to avoid having heroin withdrawal symptoms during the past 12 months. Symptoms include (i) feeling kind of blue or down (UDHEWDFLBLU=1); (ii) vomiting or feeling nauseous (UDHEWDVOMIT=1); (iii) having cramps or muscle aches (UDHEWDCRAMP=1); (iv) having teary eyes or a runny nose (UDHEWDRUNNY=1); (v) feeling sweaty, having enlarged eye pupils, or having body hair standing up on skin (UDHEWDSWEAT=1); (vi) having diarrhea (UDHEWDDIARR=1); (vii) yawning (UDHEWDYAWNS=1); (viii) having a fever (UDHEWDFEVER=1); and (ix) having trouble sleeping (UDHEWDSLEEP=1). Substances used to avoid withdrawal symptoms could include heroin (UDHEAVWHERN=1) or prescriptions pain relievers (UDHEAVWPNRL=1).

Note: Respondents could answer the heroin use disorder questions if they reported injecting with a needle, smoking, sniffing, or snorting heroin in the past year in the special drugs section, even if they reported not using heroin in the past year in the heroin section. Thus, situations may exist where respondents were classified as having a heroin use disorder, even though they had not used heroin in the past year according to the imputed recency variable (IRHERRC).

C.3.5 HALLUCINOGENS

To be classified with hallucinogen use disorder, IRPYUD5HAL, a respondent must have met two or more of the following hallucinogen criteria in the past year. More specifically, respondents with two or three criteria are considered to have “mild” disorder (IRPYSEV5HAL=1); respondents with four or five criteria are considered to have “moderate” disorder (IRPYSEV5HAL=2); and respondents with six or more criteria are considered to have “severe” disorder (IRPYSEV5HAL=3).

- (1) Ended up using hallucinogens many times in larger amounts or for a longer time than intended (UDHALRGAMTS=1)
- (2) One or more times tried and was unable to cut down or stop using hallucinogens or wished could cut down or stop using hallucinogens (UDHANOTSTOP=1 or UDHAWSHSTOP=1)
- (3) Spent a great deal of time using hallucinogens, feeling its effects, or getting over the effects, or trying to get hallucinogens (UDHATIMEGET=1 or UDHATIMEUSE=1)

- (4) Wanted to use hallucinogens so badly could not think of anything else (UDHAWANTBAD=1) or had a strong urge to use hallucinogens (UDHASTRURGE=1)
- (5) Serious problems at work, school, or home, such as
 - missing a lot of work or school
 - getting demoted, having your hours cut, or losing a job
 - not being able to get a job or keep a job
 - getting suspended, expelled, or dropping out of school
 - failing to take care of family (UDHAWORKPRB=1)
- (6) Problems with family or friends that were caused or made worse by using hallucinogens (UDHAFMLYPRB=1) and continued to use hallucinogens even though it often caused arguments or problems with family or friends (UDHAFMLYCTD=1)
- (7) Gave up or spent a lot less time doing important social, occupational, or recreational activities because of hallucinogen use (UDHASTOPACT=1)
- (8) Repeatedly got into situations where using hallucinogens increased your chances of getting physically hurt (UDHAGETHURT=1)
- (9) Continued to use hallucinogens even though it was causing problems with emotions, mental health, or physical health (UDHAMNTLCTD=1 or UDHAHLTHCTD=1)
- (10) Needed to use hallucinogens a lot more to get the desired feeling, or use of the same amount had less of an effect (UDHANEEDMOR=1 or UDHALESSEFF=1)

C.3.6 INHALANTS

To be classified with inhalant use disorder, IRPYUD5INH, a respondent must have met two or more of the following inhalant criteria in the past year. More specifically, respondents with two or three criteria are considered to have “mild” disorder (IRPYSEV5INH=1); respondents with four or five criteria are considered to have “moderate” disorder (IRPYSEV5INH=2); and respondents with six or more criteria are considered to have “severe” disorder (IRPYSEV5INH=3).

- (1) Ended up using inhalants many times in larger amounts or for a longer time than intended (UDINLRGAMTS=1)
- (2) One or more times tried and was unable to cut down or stop using inhalants or wished could cut down or stop using inhalants (UDINNOTSTOP=1 or UDINWSHSTOP=1)
- (3) Spent a great deal of time using inhalants, feeling its effects, or getting over the effects, or trying to get inhalants (UDINTIMEGET=1 or UDINTIMEUSE=1)
- (4) Wanted to use inhalants so badly could not think of anything else (UDINWANTBAD=1) or had a strong urge to use inhalants (UDINSTRURGE=1)
- (5) Serious problems at work, school, or home, such as
 - missing a lot of work or school
 - getting demoted, having your hours cut, or losing a job
 - not being able to get a job or keep a job
 - getting suspended, expelled, or dropping out of school
 - failing to take care of family (UDINWORKPRB=1)

- (6) Problems with family or friends that were caused or made worse by using inhalants (UDINFMLYPRB=1) and continued to use inhalants even though it often caused arguments or problems with family or friends (UDINFMLYCTD=1)
- (7) Gave up or spent a lot less time doing important social, occupational, or recreational activities because of inhalant use (UDINSTOPACT=1)
- (8) Repeatedly got into situations where using inhalants increased your chances of getting physically hurt (UDINGETHURT=1)
- (9) Continued to use inhalants even though it was causing problems with emotions, mental health, or physical health (UDINMNTLCTD=1 or UDINHHLTHCTD=1)
- (10) Needed to use inhalants a lot more to get the desired feeling, or use of the same amount had less of an effect (UDINNEEDMOR=1 or UDINLESSEFF=1)

C.3.7 METHAMPHETAMINE

To be classified with methamphetamine use disorder, IRPYUD5MTH, a respondent must have met two or more of the following methamphetamine criteria in the past year. More specifically, respondents with two or three criteria are considered to have “mild” disorder (IRPYSEV5MTH=1); respondents with four or five criteria are considered to have “moderate” disorder (IRPYSEV5MTH=2); and respondents with six or more criteria are considered to have “severe” disorder (IRPYSEV5MTH=3).

- (1) Ended up using methamphetamine many times in larger amounts or for a longer time than intended (UDMELRGAMTS=1)
- (2) One or more times tried and was unable to cut down or stop using methamphetamine or wished could cut down or stop using methamphetamine (UDMENOTSTOP=1 or UDMEWSHSTOP=1)
- (3) Spent a great deal of time using methamphetamine, feeling its effects, or getting over the effects, or trying to get methamphetamine (UDMETIMEGET=1 or UDMETIMEUSE=1)
- (4) Wanted to use methamphetamine so badly could not think of anything else (UDMEWANTBAD=1) or had a strong urge to use methamphetamine (UDMESTRURGE=1)
- (5) Serious problems at work, school, or home, such as
 - missing a lot of work or school
 - getting demoted, having your hours cut, or losing a job
 - not being able to get a job or keep a job
 - getting suspended, expelled, or dropping out of school
 - failing to take care of family
 (UDMEWORKPRB=1)
- (6) Problems with family or friends that were caused or made worse by using methamphetamine (UDMEFMLYPRB=1) and continued to use methamphetamine even though it often caused arguments or problems with family or friends (UDMEFMLYCTD=1)
- (7) Gave up or spent a lot less time doing important social, occupational, or recreational activities because of methamphetamine use (UDMESTOPACT=1)
- (8) Repeatedly got into situations where using methamphetamine increased your chances of getting physically hurt (UDMEGETHURT=1)

- (9) Continued to use methamphetamine even though it was causing problems with emotions, mental health, or physical health (UDMEMNTLCTD=1 or UDMEHLTHCTD=1)
- (10) Needed to use methamphetamine a lot more to get the desired feeling, or use of the same amount had less of an effect (UDMENEEDMOR=1 or UDMELESSEFF=1)
- (11) Reported at least one of the following: (1) feeling blue or down when trying to stop or cut down using methamphetamine (UDMEWDFLBLU=1) as well as experiencing two or more additional methamphetamine withdrawal symptoms (listed below) after methamphetamine use was cut back or stopped; or (2) having used the same or similar substance to avoid having methamphetamine withdrawal symptoms during the past 12 months. Symptoms include (i) feeling tired or exhausted (UDMEWDTIRED=1), (ii) having bad dreams (UDMEWDDREAM=1), (iii) having trouble sleeping or sleeping more than normal (UDMEWDSLEEP=1), (iv) feeling hungry more often (UDMEWDHNGRY=1), and (v) feeling either very slowed down or like could not sit still (UDMEWDSITST=1). Substances used to avoid withdrawal symptoms could include methamphetamine (UDMEAVWMETH=1), cocaine or crack (UDMEAVWCOCN=1), or prescription stimulants or uppers (UDMEAVWSTIM=1).

Note: Respondents could answer the methamphetamine use disorder questions if they reported injecting methamphetamine with a needle in the past year in the special drugs section, even if they reported not using methamphetamine in the past year in the methamphetamine section. Thus, situations may exist where respondents were classified as having a methamphetamine use disorder, even though they had not used methamphetamine in the past year according to the imputed recency variable (IRMETHAMREC).

C.3.8 PRESCRIPTION PAIN RELIEVERS

Past year misusers of prescription pain relievers are classified with prescription pain reliever use disorder (IRUD5PNRMIS=1) if they met two or more of the following prescription pain reliever criteria in the past year. More specifically, past year misusers with two or three criteria are considered to have “mild” disorder (IRSEVPNRMIS=1); past year misusers with four or five criteria are considered to have “moderate” disorder (IRSEVPNRMIS=2); and past year misusers with six or more criteria are considered to have “severe” disorder (IRSEVPNRMIS=3). For past year users but not misusers of prescription pain relievers, the number of positive criteria required to classify a respondent with disorder (IRUD5PNRUNM) and to define disorder severity (IRSEVPNRUNM) are the same as for past year misusers. However, criteria 10 and 11 in the list below do not apply to respondents who used but did not misuse prescription drugs in the past year because tolerance and withdrawal can occur as normal physiological adaptations when people use these prescription drugs appropriately under medical supervision. Two additional recodes that include data from all past year users of prescription pain relievers, UDYR5PNRANY and SEVYRPNRANY, are also included on the data file. For past year misusers, UDYR5PNRANY and SEVYRPNRANY will equal IRUD5PNRMIS and IRSEVPNRMIS, respectively. For past year users but not misusers, UDYR5PNRANY and SEVYRPNRANY will equal IRUD5PNRUNM and IRSEVPNRUNM, respectively.

- (1) Ended up using pain relievers many times in larger amounts or for a longer time than intended (UDPRLRGAMTS=1)

- (2) One or more times tried and was unable to cut down or stop using pain relievers or wished could cut down or stop using pain relievers (UDPRNOTSTOP=1 or UDPRWSHSTOP=1)
- (3) Spent a great deal of time using pain relievers, feeling its effects, or getting over the effects, or trying to get pain relievers (UDPRTIMEGET=1 or UDPRTIMEUSE=1)
- (4) Wanted to use pain relievers so badly could not think of anything else (UDPRWANTBAD=1) or had a strong urge to use pain relievers (UDPRSTRURGE=1)
- (5) Serious problems at work, school, or home, such as
 - missing a lot of work or school
 - getting demoted, having your hours cut, or losing a job
 - not being able to get a job or keep a job
 - getting suspended, expelled, or dropping out of school
 - failing to take care of family (UDPRWORKPRB=1)
- (6) Problems with family or friends that were caused or made worse by using pain relievers (UDPRFMLYPRB=1) and continued to use pain relievers even though it often caused arguments or problems with family or friends (UDPRFMLYCTD=1)
- (7) Gave up or spent a lot less time doing important social, occupational, or recreational activities because of pain reliever use (UDPRSTOPACT=1)
- (8) Repeatedly got into situations where using pain relievers increased your chances of getting physically hurt (UDPRGETHURT=1)
- (9) Continued to use pain relievers even though it was causing problems with emotions, mental health, or physical health (UDPRMNTLCTD=1 or UDPRHLTHCTD=1)
- (10) Needed to use pain relievers a lot more to get the desired feeling, or use of the same amount had less of an effect (UDPRNEEDMOR=1 or UDPRLESSEFF=1)
- (11) Reported experiencing three or more pain reliever withdrawal symptoms after pain reliever use was cut back or stopped or respondent used the same or similar substance to avoid having pain reliever withdrawal symptoms during the past 12 months. Symptoms include (i) feeling kind of blue or down (UDPRWDFLBLU=1); (ii) vomiting or feeling nauseous (UDPRWDVOMIT=1); (iii) having cramps or muscle aches (UDPRWDCRAMP=1); (iv) having teary eyes or a runny nose (UDPRWDRUNNY=1); (v) feeling sweaty, having enlarged pupils, or having body hair standing up on skin (UDPRWDSWEAT=1); (vi) having diarrhea (UDPRWDDIARR=1); (vii) yawning (UDPRWDYAWNS=1); (viii) having a fever (UDPRWDFEVER=1); and (ix) having trouble sleeping (UDPRWDSLEEP=1). Substances used to avoid withdrawal symptoms could include prescription pain relievers (UDPRAVWP NRL=1) or heroin (UDPRAVWHERN=1).

C.3.9 PRESCRIPTION TRANQUILIZERS

Past year misusers of prescription tranquilizers are classified with prescription tranquilizer use disorder (IRUD5TRQMIS=1) if they met two or more of the following prescription tranquilizer criteria in the past year. More specifically, past year misusers with two or three criteria are considered to have “mild” disorder (IRSEVTRQMIS=1); past year misusers with four or five criteria are considered to have “moderate” disorder (IRSEVTRQMIS=2); and past year misusers with six or more criteria are considered to have “severe” disorder (IRSEVTRQMIS=3). For past

year users but not misusers of prescription tranquilizers, the number of positive criteria required to classify a respondent with disorder (IRUD5TRQUNM) and to define disorder severity (IRSEVTRQUNM) are the same as for past year misusers. However, criteria 10 and 11 in the list below do not apply to respondents who used but did not misuse prescription drugs in the past year because tolerance and withdrawal can occur as normal physiological adaptations when people use these prescription drugs appropriately under medical supervision. Two additional recodes that include data from all past year users of prescription tranquilizers, UDYR5TRQANY and SEVYRTRQANY, are also included on the data file. For past year misusers, UDYR5TRQANY and SEVYRTRQANY will equal IRUD5TRQMIS and IRSEVTRQMIS, respectively. For past year users but not misusers, UDYR5TRQANY and SEVYRTRQANY will equal IRUD5TRQUNM and IRSEVTRQUNM, respectively.

- (1) Ended up using tranquilizers many times in larger amounts or for a longer time than intended (UDTRLRGAMTS=1)
- (2) One or more times tried and was unable to cut down or stop using tranquilizers or wished could cut down or stop using tranquilizers (UDTRNOTSTOP=1 or UDTRWSHSTOP=1)
- (3) Spent a great deal of time using tranquilizers, feeling its effects, or getting over the effects, or trying to get tranquilizers (UDTRTIMEGET=1 or UDTRTIMEUSE=1)
- (4) Wanted to use tranquilizers so badly could not think of anything else (UDTRWANTBAD=1) or had a strong urge to use tranquilizers (UDTRSTRURGE=1)
- (5) Serious problems at work, school, or home, such as
 - missing a lot of work or school
 - getting demoted, having your hours cut, or losing a job
 - not being able to get a job or keep a job
 - getting suspended, expelled, or dropping out of school
 - failing to take care of family (UDTRWORKPRB=1)
- (6) Problems with family or friends that were caused or made worse by using tranquilizers (UDTRFMLYPRB=1) and continued to use tranquilizers even though it often caused arguments or problems with family or friends (UDTRFMLYCTD=1)
- (7) Gave up or spent a lot less time doing important social, occupational, or recreational activities because of tranquilizer use (UDTRSTOPACT=1)
- (8) Repeatedly got into situations where using tranquilizers increased your chances of getting physically hurt (UDTRGETHURT=1)
- (9) Continued to use tranquilizers even though it was causing problems with emotions, mental health, or physical health (UDTRMNTLCTD=1 or UDTRHLTHCTD=1)
- (10) Needed to use tranquilizers a lot more to get the desired feeling, or use of the same amount had less of an effect (UDTRNEEDMOR=1 or UDTRLESSEFF=1)
- (11) Reported experiencing two or more tranquilizer withdrawal symptoms after tranquilizer use was cut back or stopped or respondent used the same or similar substance to avoid having tranquilizer withdrawal symptoms during the past 12 months. Symptoms include (i) sweating or feeling that your heart was beating fast (UDTRWDSWEAT=1); (ii) having your hands tremble (UDTRWDTRMBL=1); (iii) having trouble sleeping (UDTRWDSLEEP=1); (iv) vomiting or having an upset stomach (UDTRWDVOMIT=1); (v) seeing, hearing, or feeling things that weren't

really there (UDTRWDHALUC=1); (vi) feeling like you couldn't sit still (UDTRWDSITST=1); feeling anxious (UDTRWDFLANX=1); having seizures or fits (UDTRWDSZURE³=1). Substances used to avoid withdrawal symptoms could include prescription tranquilizers, sedatives, downers, or sleeping pills (UDTRAVWSVTR=1) or alcohol (UDTRAVWALCO=1).

C.3.10 PRESCRIPTION STIMULANTS

Past year misusers of prescription stimulants are classified with prescription stimulant use disorder (IRUD5STMMIS=1) if they met two or more of the following prescription stimulant criteria in the past year. More specifically, past year misusers with two or three criteria are considered to have “mild” disorder (IRSEVSTMMIS=1); past year misusers with four or five criteria are considered to have “moderate” disorder (IRSEVSTMMIS=2); and past year misusers with six or more criteria are considered to have “severe” disorder (IRSEVSTMMIS=3). For past year users but not misusers of prescription stimulants, the number of positive criteria required to classify a respondent with disorder (IRUD5STMUNM) and to define disorder severity (IRSEVSTMUNM) are the same as for past year misusers. However, criteria 10 and 11 in the list below do not apply to respondents who used but did not misuse prescription drugs in the past year because tolerance and withdrawal can occur as normal physiological adaptations when people use these prescription drugs appropriately under medical supervision. Two additional recodes that include data from all past year users of prescription stimulants, UDYR5STMANY and SEVYRSTMANY, are also included on the data file. For past year misusers, UDYR5STMANY and SEVYRSTMANY will equal IRUD5STMMIS and IRSEVSTMMIS, respectively. For past year users but not misusers, UDYR5STMANY and SEVYRSTMANY will equal IRUD5STMUNM and IRSEVSTMUNM, respectively.

- (1) Ended up using stimulants many times in larger amounts or for a longer time than intended (UDSTLRGAMTS=1)
- (2) One or more times tried and was unable to cut down or stop using stimulants or wished could cut down or stop using stimulants (UDSTNOTSTOP=1 or UDSTWSHSTOP=1)
- (3) Spent a great deal of time using stimulants, feeling its effects, or getting over the effects, or trying to get stimulants (UDSTTIMEGET=1 or UDSTTIMEUSE=1)
- (4) Wanted to use stimulants so badly could not think of anything else (UDSTWANTBAD=1) or had a strong urge to use stimulants (UDSTSTRURGE=1)
- (5) Serious problems at work, school, or home, such as
 - missing a lot of work or school
 - getting demoted, having your hours cut, or losing a job
 - not being able to get a job or keep a job
 - getting suspended, expelled, or dropping out of school
 - failing to take care of family (UDSTWORKPRB=1)

³ The having seizures or fits as a prescription tranquilizer withdrawal symptom (UDTRWDSZURE) is excluded from the file due to disclosure risk.

- (6) Problems with family or friends that were caused or made worse by using stimulants (UDSTFMLYPRB=1) and continued to use stimulants even though it often caused arguments or problems with family or friends (UDSTFMLYCTD=1)
- (7) Gave up or spent a lot less time doing important social, occupational, or recreational activities because of stimulant use (UDSTSTOPACT=1)
- (8) Repeatedly got into situations where using stimulants increased your chances of getting physically hurt (UDSTGETHURT=1)
- (9) Continued to use stimulants even though it was causing problems with emotions, mental health, or physical health (UDSTMNTLCTD=1 or UDSTHLTHCTD=1)
- (10) Needed to use stimulants a lot more to get the desired feeling, or use of the same amount had less of an effect (UDSTNEEDMOR=1 or UDSTLESSEFF=1)
- (11) Reported at least one of the following: (1) feeling blue or down when trying to stop or cut down using stimulants (UDSTWDFLBU=1) as well as experiencing two or more additional stimulant withdrawal symptoms after stimulant use was cut back or stopped; or (2) having used the same or similar substance to avoid having stimulant withdrawal symptoms (listed below) during the past 12 months. Symptoms include (i) feeling tired or exhausted (UDSTWDTIRED=1), (ii) having bad dreams (UDSTWDDREAM=1), (iii) having trouble sleeping or sleeping more than normal (UDSTWDSLEEP=1), (iv) feeling hungry more often (UDSTWDHNGRY=1), and (v) feeling either very slowed down or like could not sit still (UDSTWDSITST=1). Substances used to avoid withdrawal symptoms could include prescription stimulants or uppers (UDSTAVWSTIM=1), cocaine or crack (UDSTAVWCOCN=1), or methamphetamine (UDSTAVWMETH=1).

C.3.11 PRESCRIPTION SEDATIVES

Past year misusers of prescription sedatives are classified with prescription sedative use disorder (IRUD5SEDMIS=1) if they met two or more of the following prescription sedative criteria in the past year. More specifically, past year misusers with two or three criteria are considered to have “mild” disorder (IRSEVSEDMIS=1); past year misusers with four or five criteria are considered to have “moderate” disorder (IRSEVSEDMIS=2); and past year misusers with six or more criteria are considered to have “severe” disorder (IRSEVSEDMIS=3). For past year users but not misusers of prescription sedatives, the number of positive criteria required to classify a respondent with disorder (IRUD5SEDUNM) and to define disorder severity (IRSEVSEDUNM) are the same as for past year misusers. However, criteria 10 and 11 in the list below do not apply to respondents who used but did not misuse prescription drugs in the past year because tolerance and withdrawal can occur as normal physiological adaptations when people use these prescription drugs appropriately under medical supervision. Two additional recodes that include data from all past year users of prescription sedatives, UDYR5SEDANY and SEVYRSEDANY, are also included on the data file. For past year misusers, UDYR5SEDANY and SEVYRSEDANY will equal IRUD5SEDMIS and IRSEVSEDMIS, respectively. For past year users but not misusers, UDYR5SEDANY and SEVYRSEDANY will equal IRUD5SEDUNM and IRSEVSEDUNM, respectively.

- (1) Ended up using sedatives many times in larger amounts or for a longer time than intended (UDSVLRGAMTS=1)

- (2) One or more times tried and was unable to cut down or stop using sedatives or wished could cut down or stop using sedatives (UDSVNOTSTOP=1 or UDSVWSHSTOP=1)
- (3) Spent a great deal of time using sedatives, feeling its effects, or getting over the effects, or trying to get sedatives (UDSVTIMEGET=1 or UDSVTIMEUSE=1)
- (4) Wanted to use sedatives so badly could not think of anything else (UDSVWANTBAD=1) or had a strong urge to use sedatives (UDSVSTRURGE=1)
- (5) Serious problems at work, school, or home, such as
 - missing a lot of work or school
 - getting demoted, having your hours cut, or losing a job
 - not being able to get a job or keep a job
 - getting suspended, expelled, or dropping out of school
 - failing to take care of family (UDSVWORKPRB=1)
- (6) Problems with family or friends that were caused or made worse by using sedatives (UDSVFMLYPRB=1) and continued to use sedatives even though it often caused arguments or problems with family or friends (UDSVFMLYCTD=1)
- (7) Gave up or spent a lot less time doing important social, occupational, or recreational activities because of sedative use (UDSVSTOPACT=1)
- (8) Repeatedly got into situations where using sedatives increased your chances of getting physically hurt (UDSVGETHURT=1)
- (9) Continued to use sedatives even though it was causing problems with emotions, mental health, or physical health (UDSVMNTLCTD=1 or UDSVHLTHCTD=1)
- (10) Needed to use sedatives a lot more to get the desired feeling, or use of the same amount had less of an effect (UDSVNEEDMOR=1 or UDSVLESSEFF=1)
- (11) Reported experiencing two or more sedative withdrawal symptoms after sedative use was cut back or stopped or respondent used the same or similar substance to avoid having sedative withdrawal symptoms during the past 12 months. Symptoms include (i) sweating or feeling that heart was beating fast (UDSVWDSWEAT=1); (ii) having hands tremble (UDSVWDTRMBL=1); (iii) having trouble sleeping or sleeping more than normal (UDSVWDSLEEP=1); (iv) vomiting or feeling nauseous (UDSVWDVOMIT=1); (v) seeing, hearing, or feeling things that were not really there (UDSVWDHALUC=1); (vi) feeling like could not sit still (UDSVWDSITST=1); (vii) feeling anxious (UDSVWDFLANX=1); and (viii) having seizures or fits (UDSVWDSZURE⁴=1). Substances used to avoid withdrawal symptoms could include prescription sedatives, tranquilizers, sleeping pills, or downers (UDSVAVWSVTR=1), or alcohol (UDSVAVWALCO=1).

C.4 SUD Summary Measures

The Drug Use Disorder version of SUD was created beginning in 2021 and incorporates data from respondents with *any use* of prescription drugs (i.e., misuse or use without misuse). This version of SUD was used to produce the primary measures of SUD for the 2022 Detailed Tables

⁴ The having seizures or fits as a prescription sedative withdrawal symptom (UDSVWDSZURE) is excluded from the file due to disclosure risk.

(CBHSQ, 2023c) and 2022 Key Substance Use and Mental Health Indicators report (CBHSQ, 2023b).

Summary indicators of overall SUD (i.e., disorder, no disorder) based on DSM-5 criteria were created using combinations of “ANY” SUD variables. [Table C.1](#) includes the summary variable names, the substance for which use disorder is being described, and a short description of each variable. To be classified as having SUD for a summary variable, a respondent must have been classified as having a disorder of at least one of the corresponding substances included in the summary measure. The variables used to create each summary measure can be found in the main body of the codebook.

Beginning in 2022, summary variables that incorporate prescription drug use disorder for respondents who were users but not misusers of prescription drugs and for respondents who misused prescription drugs are no longer created. The individual SUD variables for pain reliever, stimulant, tranquilizers, and sedative use disorders exist for respondents who were users but not misusers of prescription drugs and for respondents who misused prescription drugs.

C.5 Analysis Weights and Variance Estimation Variables

SUD estimates should be created for 2022 using the standard analysis weight (ANALWT2_C) and the variance estimation variables (VESTR_C and VEREP).

Table C.1 Summary SUD Variables that Incorporate Prescription Drug Use Disorder from Respondents with Any Use of Prescription Drugs

Summary Any Use SUD Variable Name	SUD	Description
UD5ILLANY	Drugs	Drug use disorder including prescription drug use disorder due to any use of prescription drugs
UD5IEMANY	Drugs Other than Marijuana	Drugs other than marijuana use disorder including prescription drug use disorder due to any use of prescription drugs
UD5ILALANY	Drugs or Alcohol	Drug use disorder including prescription drug use disorder due to any use of prescription drugs, or alcohol use disorder
UD5PSYANY	Prescription Psychotherapeutics	Prescription psychotherapeutic use disorder including prescription drug use disorder due to any use of prescription drugs
UD5TRQSDANY	Prescription Tranquilizers or Sedatives	Prescription tranquilizer or sedative use disorder including prescription tranquilizer or sedative use disorder due to any use of tranquilizers or sedatives
UD5OPIANY	Prescription Opioids	Prescription opioid use disorder including prescription pain reliever use disorder due to any use of pain relievers; the opioid use disorder estimates do not capture symptoms that arose solely from the use of illegally made fentanyl

Summary Any Use SUD Variable Name	SUD	Description
UD5CNSANY	Central Nervous System Stimulants	Central nervous system stimulant use disorder including prescription stimulant use disorder due to any use of stimulants
UD5ILAALANY	Both Drugs and Alcohol	Drug use disorder including prescription drug use disorder due to any use of prescription drugs, and alcohol use disorder
UD5ILNALANY	Drugs Only (No Alcohol)	Drug use disorder including prescription drug use disorder due to any use of prescription drugs, and no alcohol use disorder
UD5ALNILANY	Alcohol Only (No Drugs)	Alcohol use disorder, and no drug use disorder including prescription drug use disorder due to any use of prescription drugs

SUD = substance use disorder.

References

- American Psychiatric Association. (1994). *Diagnostic and statistical manual of mental disorders* (4th ed.).
- American Psychiatric Association. (2013). *Diagnostic and statistical manual of mental disorders* (5th ed.).
- Center for Behavioral Health Statistics and Quality. (2023a). *2022 National Survey on Drug Use and Health: Methodological summary and definitions*. Substance Abuse and Mental Health Services Administration.
- Center for Behavioral Health Statistics and Quality. (2023b). *Key substance use and mental health indicators in the United States: Results from the 2022 National Survey on Drug Use and Health* (HHS Publication No. PEP23-07-01-006 Series H-58, NSDUH). Substance Abuse and Mental Health Services Administration.
- Center for Behavioral Health Statistics and Quality. (2023c). *Results from the 2022 National Survey on Drug Use and Health: Detailed tables*.
<https://www.samhsa.gov/data/report/2022-nsduh-detailed-tables>
- Center for Behavioral Health Statistics and Quality. (forthcoming). *2022 National Survey on Drug Use and Health (NSDUH) methodological resource book, Section 10: Editing and imputation report*. Substance Abuse and Mental Health Services Administration.
- Edwards, G., & Gross, M. M. (1976). Alcohol dependence: Provisional description of a clinical syndrome. *British Medical Journal*, *1*(6017), 1058-1061.
- Fagerstrom, K. O. (1978). Measuring degree of physical dependence to tobacco smoking with reference to individualization of treatment. *Addictive Behaviors*, *3*(3-4), 235-241.
- Heatherton, T. F., Kozlowski, L. T., Frecker, R. C., & Fagerstrom, K. O. (1991). The Fagerstrom Test for Nicotine Dependence: A revision of the Fagerstrom Tolerance Questionnaire. *British Journal of Addiction*, *86*(9), 1119-1127.
- Heatherton, T. F., Kozlowski, L. T., Frecker, R. C., Rickert, W., & Robinson, J. (1989). Measuring the heaviness of smoking: Using self-reported time to the first cigarette of the day and number of cigarettes smoked per day. *British Journal of Addiction*, *84*(7), 791-799.
- Shiffman, S., Hickcox, M., Gnys, M., Paty, J. A., & Kassel, J. D. (1995, March). *The Nicotine Dependence Syndrome Scale: Development of a new measure*. Poster presented at the annual meeting of the Society for Research on Nicotine and Tobacco, San Diego, CA.
- Shiffman, S., Paty, J. A., Kassel, J. D., Gnys, M., & Zettler-Segal, M. (1994). Smoking behavior and smoking history of tobacco chippers. *Experimental and Clinical Psychopharmacology*, *2*, 126-142.

Shiffman, S., Waters, A. J., & Hickcox, M. (2004, April). The Nicotine Dependence Syndrome Scale: A multi-dimensional measure of nicotine dependence. *Nicotine and Tobacco Research*, 6(2), 327-348.

Appendix D

Recoded Mental Health

D.1 Introduction

The 2022 National Survey on Drug Use and Health (NSDUH) included a “mental health” section of the questionnaire that was designed to provide data on various mental health measures for adults aged 18 or older, such as:

- serious psychological distress (SPD),
- mental illness
 - any mental illness (AMI),
 - serious mental illness (SMI),
 - moderate mental illness (MMI),
 - serious or moderate mental illness (SMMI),
 - low [i.e., mild] mental illness (LMI), and
 - low or moderate mental illness (AMI excluding SMI; LMMI), and
- suicidal ideation and behavior (i.e., thoughts, plans, and attempts).

Estimates of past year and past month SPD, past year mental illness, and past year suicidal ideation and behavior, including past year suicidal ideation and behavior because of coronavirus disease 2019 (COVID-19), are presented in the *Results from the 2022 National Survey on Drug Use and Health: Detailed Tables* (Center for Behavioral Health Statistics and Quality [CBHSQ], 2023c). These measures, except SPD and COVID-19 related measures, are also presented in the *Key Substance Use and Mental Health Indicators in the United States: Results from the 2022 National Survey on Drug Use and Health* report (CBHSQ, 2023b).

This appendix includes details on the creation of the mental illness measures. Guidance regarding analysis of these measures, including weighting and variance estimation information, is also provided in this appendix. Details on the variables used to create the mental illness measures are included in the main body of the codebook. For information about comparing NSDUH data between years, see Section 7 in the main Introduction of the codebook.

D.2 Mental Illness Measures

Past year mental illness estimates found in tables and reports published for the 2022 NSDUH were based on a prediction model for mental illness originally developed using the 2008 data from the Mental Health Surveillance Study (MHSS) and later updated to include data from 2008 through 2012. The original 2008 model was created from a randomly selected subsample of approximately 1,500 adults in 2008 who had completed the NSDUH interview. Respondents were recruited for a follow-up clinical interview consisting of a diagnostic assessment for mental

disorders.¹ For more information on the 2008 MHSS design and analysis, see Colpe et al. (2009) and Office of Applied Studies (2009). Information about the 2008 model is available in Appendix B of the *Results from the 2012 National Survey on Drug Use and Health: Mental Health Findings* (CBHSQ, 2013).

Based on the accumulated MHSS clinical data collected from 2008 to 2012, the Substance Abuse and Mental Health Services Administration (SAMHSA) determined the 2008 model had some important shortcomings not detected in the original model fitting because of the small sample of clinical interview respondents in 2008. Specifically, estimates of SMI and AMI among young adults based on the 2008 model were higher than the estimates for this age group based on the clinical interview data. In addition, improvements were needed in the weighting procedures for the MHSS clinical data to account better for undercoverage and nonresponse. Only NSDUH respondents in 2008 who answered their surveys in English were eligible for the clinical follow-up, and people with mental illness appeared to be more likely to participate in the follow-up.

Because of these concerns, SAMHSA fit a more accurate model using combined 2008-2012 clinical data for the 2012 model. To reduce bias and improve prediction, mental health-related variables and an age variable were added to the model. In addition, to protect against potential coverage and nonresponse error, alternatives for the weights were applied to the clinical sample data for the model development.

D.2.1 SMI Prediction Model

The 2012 model is a weighted logistic regression prediction model for mental illness. The response variable Y was defined so that $Y = 1$ when an SMI diagnosis was positive based on the clinical interview; otherwise, $Y = 0$. If \mathbf{x} is a vector of realized explanatory variables, then the response probability $\pi = \Pr(Y = 1 | \mathbf{x})$ can be estimated using a weighted logistic regression model. Details about the 2012 prediction model for SMI are included below. For further technical details on the 2012 prediction models, see the *2012 National Survey on Drug Use and Health: Methodological Resource Book (Section 16a, 2012 Mental Health Surveillance Study: Design and Estimation Report)* (CBHSQ, 2014).

D.2.2 2012 Model

The 2012 SMI prediction model was fit with data from 4,912 MHSS respondents from 2008 through 2012, excluding those respondents in 2008 who were not assigned to receive the abbreviated World Health Organization Disability Assessment Schedule (WHODAS).² The final calibration model for the 2012 prediction model for SMI was determined as

¹ Structured Clinical Interview for the DSM-IV-TR Axis I Disorders, Research Version, Non-patient Edition (SCID-I/NP); clinical interviews would require the use of a diagnostic assessment to identify mental disorders according to criteria based on the 5th edition of the *Diagnostic and Statistical Manual of Mental Disorders* (DSM-5; American Psychiatric Association, 2013; First et al., 2002).

² One case from 2008 and the one case from 2009 were dropped because of data errors and were also not included in the 2012 model.

$$\text{Logit}(\hat{\pi}) = \text{Log}(\hat{\pi}/1 - \hat{\pi}) = B_0 + B_1X_k + B_2X_w + B_3X_s + B_4X_m + B_5X_a$$

or (1)

$$\hat{\pi} = \frac{1}{1 + \exp[-(-B_0 + B_1X_k + B_2X_w + B_3X_s + B_4X_m + B_5X_a)]}$$

where $\hat{\pi}$ refers to an estimate of the SMI response probability π .

The beta values are displayed in [Table D.1](#). The covariates came from the main NSDUH interview data and were statistically imputed:

- X_k = *Alternative Past Year K6 Score (AKSSLR6WRST)*: Past year maximum K6 score of less than 8 recoded as 0; past year maximum K6 score of 8 to 24 recoded as 1 to 17.
- X_w = *Alternative WHODAS Score (WHODASDASC)*: WHODAS item score of less than 2 recoded as 0; WHODAS item score of 2 to 3 recoded as 1, then summed for a score ranging from 0 to 8.
- X_s = *Serious Thoughts of Suicide in the Past Year (IRSUICTHINK)*: Coded as 1 if “Yes”; coded as 0 otherwise.
- X_m = *Past Year MDE (IRAMDEYR)*: Coded as 1 if the criteria for past year major depressive episode (MDE) were met;³ coded as 0 otherwise.
- X_a = *Recoded Age (AGE1830⁴)*: Coded as age minus 18 if aged 18 to 30; coded as 12 otherwise.

[Table D.1](#) displays the WHODAS model specifications for the 2012 SMI prediction model.

Table D.1 Final 2012 WHODAS SMI Prediction Model

Final 2012 Model: AKSSLR6WRST + WHODASDASC + IRSUICTHINK + IRAMDEYR + AGE1830						
Term	Beta	Beta SE	T-statistic	P-value	DF	Wald P-value
Intercept	-5.9727	0.3201	-18.6586	0.0000		
AKSSLR6WRST	0.0873	0.0248	3.5247	0.0009	1	0.0009
WHODASDASC	0.3385	0.0349	9.7034	0.0000	1	0.0000
IRSUICTHINK	1.9553	0.2164	9.0342	0.0000	1	0.0000
IRAMDEYR	1.1267	0.2196	5.1308	0.0000	1	0.0000
AGE1830	0.1059	0.0244	4.3380	0.0001	1	0.0001

DF = degrees of freedom, SE = standard error, SMI = serious mental illness, WHODAS = abbreviated eight-item World Health Organization Disability Assessment Schedule.

³ In this situation, the past year MDE measure is from the main NSDUH interview (i.e., not from the Structured Clinical Interview for DSM-IV [SCID]). See Section 3.4.9 in the 2022 Methodological Summary and Definitions report (CBHSQ, 2023a).

⁴ The age variable (AGE1830) is excluded from the file due to disclosure risk.

The formula for the predicted probability of SMI (SMIPPPY) using the model parameter estimates in [Table D.1](#) (but expressed with more decimal points) is as follows:

$$\text{SMIPPPY} = 1/(1 + \exp[-(-5.972664 + 0.0873416* \text{AKSSLR6WRST} + 0.3385193* \text{WHODASDASC} + 1.9552664* \text{IRSUICTHINK} + 1.1267330* \text{IRAMDEYR} + 0.1059137* \text{AGE1830})]).$$

Using the predicted probability of SMI (SMIPPPY), a cut point probability of 0.260573529 was determined so that any respondent with an SMI probability greater than or equal to the cut point was predicted to be SMI positive (SMIPY=1); otherwise, the respondent was predicted to be SMI negative (SMIPY=0). The cut point was chosen so that the weighted numbers of false positives and false negatives in the MHSS dataset were as close to equal as possible. The predicted SMI status for all adult NSDUH respondents was used to compute prevalence estimates of SMI. The estimates of the parameters of the SMI prediction model displayed in the equation are shown in [Table D.1](#).

A second cut point probability of 0.0192519810 was determined so that any respondent with an SMI probability greater than or equal to the cut point was predicted to be positive for AMI (AMIPY=1), and the remainder were predicted to be negative for AMI (AMIPY=0). The second cut point was chosen so that the weighted numbers of AMI false positives and false negatives were as close to equal as possible. The 2022 tables and reports show estimates for AMI, SMI, and AMI excluding SMI.

D.3 Analysis Variables

All of the covariate variables used in the SMI prediction model as shown in [Table D.1](#) are included on the 2022 data file. [Table D.2](#) displays the 2022 mental illness variables used to create the estimates in the 2022 Detailed Tables (CBHSQ, 2023c). Combination mental illness and substance use disorder variables were also created and used in the 2022 Detailed Tables but are not included in [Table D.2](#). Beginning in 2021, the variables used in the prediction model were all statistically imputed, so the mental illness variables have no missing data.

Table D.2 Mental Illness Variable Names: NSDUH, 2022

Mental Illness Variable Name	Variable Label
SMIPY	RC-IMP SMI IND (1/0) BASED ON PREDICTED SMI PROB PY
SMIPPPY	RC-IMP PREDICTED SERIOUS MENTAL ILLNESS PROB PY
SMMIPY	RC-IMP SMMI IND (1/0) BASED ON PREDICTED SMI PROB PY
AMIPY	RC-IMP AMI IND (1/0) BASED ON PREDICTED SMI PROB PY
MMIPY	RC-IMP MOD MI IND (1/0) BASED ON PRED SMI PROB PY
LMIPY	RC-IMP MILD MI IND (1/0) BASED ON PRED SMI PROB PY
LMMIPY	RC-IMP LMMI IND (1/0) BASED ON PREDICTED SMI PROB PY
MICATPY	RC-IMP CATEGORICAL MI INDICATOR PY

NOTE: Mental illness aligns with criteria from the *Diagnostic and Statistical Manual of Mental Disorders*, 5th edition (DSM-5; American Psychiatric Association, 2013), and is defined as having a diagnosable mental, behavioral, or emotional disorder, other than a developmental or substance use disorder (SUD). Serious mental illness (SMI) is a subset of any mental illness (AMI) because SMI is limited to people with AMI that resulted in serious functional impairment. These mental illness variables are based on a predictive model and are not direct measures of diagnostic status.

D.4 Limitations in Using the Mental Illness Variables in Analyses

The predicted mental illness variables that were derived from the 2012 model were examined to determine how they were associated with the mental health predictor variables in the 2012 model. It was found that the 2012 model significantly overestimated the proportion of adults aged 18 or older with SMI (and those with AMI) who had suicidal thoughts in the past year and also the proportion of adults who had MDE in the past year. Therefore, it is recommended that the mental illness variables derived from the 2012 model should not be used when analyzing past year suicidal thoughts, past year MDE, or other associated variables (including past year suicide attempts, suicide plans, medical treatment for suicide attempts, or lifetime MDE). Similarly, it is recommended that model-based mental illness variables should not be used in conjunction with the Kessler-6 (K6) variables (including SPD) or WHODAS variables in any analyses. For details, see the *Estimating Mental Illness among Adults in the United States: Revisions to the 2008 Estimation Procedures* report (CBHSQ, 2015).

D.5 Analysis Weights and Variance Estimation Variables


Mental illness estimates should be created for 2022 using the standard analysis weight (ANALWT2_C) and the variance estimation variables (VESTR_C and VEREP).

D.6 Standard Errors for Mental Illness Measures

Standard errors for SMI estimates (and, likewise, estimates for AMI, SMMI, and AMI excluding SMI) were computed using the NSDUH dichotomous variables without taking into account any variance introduced through using a model based on the clinical subsample data. This ignores the added error resulting from fitting the 2012 SMI model, which can be very large (see the 2012 MHSS Design and Estimation Report; CBHSQ, 2014). These *conditional* standard errors (conditional on the model predictions being correct) are useful when making comparisons across years and across subpopulations (except those involved in modeling) within years because the errors due to model fitting are nearly the same across the estimates being compared.

However, caution is advised when these mental illness measures are used as explanatory variables within a regression analysis because the resulting estimated regression coefficients often will be biased toward zero (Carroll et al., 2006). Stated another way, values of the regression coefficients for these mental illness variables are likely to be attenuated. Consequently, situations in which AMI or specific levels of mental illness (e.g., SMI) are true predictors of a dependent variable of interest in the population may not be significant predictors in regression models that use these variables. If a statistically significant association is identified between these mental illness variables and the dependent variable, however, one can be more confident that this truly is a significant association.

References

- American Psychiatric Association. (2013). *Diagnostic and statistical manual of mental disorders* (5th ed.).
- Carroll, R. J., Ruppert, D., Stefanski, L. A., & Crainiceanu, C. M. (2006). *Measurement error in nonlinear models: A modern perspective, 2nd ed.* Chaoman & Hall/CRC.
- Center for Behavioral Health Statistics and Quality. (2013). *Results from the 2012 National Survey on Drug Use and Health: Mental health findings* (HHS Publication No. SMA 13-4805, NSDUH Series H-47). <https://www.samhsa.gov/data/report/results-2012-national-survey-drug-use-and-health-mental-health-findings>
- Center for Behavioral Health Statistics and Quality. (2014). *2012 National Survey on Drug Use and Health: Methodological resource book (Section 16a, 2012 Mental Health Surveillance Study: Design and estimation report)*. <https://www.samhsa.gov/data/report/2012-nsduh-mental-health-surveillance-study-design-and-estimation-report>
- Center for Behavioral Health Statistics and Quality. (2015). *Estimating mental illness among adults in the United States: Revisions to the 2008 estimation procedures*. <https://www.samhsa.gov/data/report/2012-nsduh-estimating-mental-illness-among-adults-united-states-revisions-2008-estimation>
- Center for Behavioral Health Statistics and Quality. (2023a). *2022 National Survey on Drug Use and Health (NSDUH): Methodological summary and definitions*. Substance Abuse and Mental Health Services Administration.
- Center for Behavioral Health Statistics and Quality. (2023b). *Key substance use and mental health indicators in the United States: Results from the 2022 National Survey on Drug Use and Health* (HHS Publication No. PEP23-07-01-006, NSDUH Series H-58). Substance Abuse and Mental Health Services Administration.
- Center for Behavioral Health Statistics and Quality. (2023c). *Results from the 2022 National Survey on Drug Use and Health: Detailed tables*. <https://www.samhsa.gov/data/report/2022-nsduh-detailed-tables>
- Colpe, L. J., Epstein, J. F., Barker, P. R., & Gfroerer, J. C. (2009). Screening for serious mental illness in the National Survey on Drug Use and Health (NSDUH). *Annals of Epidemiology*, 19(3), 210-211.
- First, M. B., Spitzer, R. L., Gibbon, M., & Williams, J. B. W. (2002). *Structured Clinical Interview for DSM-IV-TR Axis I Disorders, Research Version, Non-patient Edition (SCID-I/NP)*. New York State Psychiatric Institute, Biometrics Research.
- Leon, A. C., Olfson, M., Portera, L., Farber, L., & Sheehan, D. V. (1997). Assessing psychiatric impairment in primary care with the Sheehan Disability Scale. *International Journal of Psychiatry in Medicine*, 27(2), 93-105. <https://doi.org/10.2190/t8em-c8yh-373n-luw> 

Novak, S. P., Colpe, L. J., Barker, P. R., & Gfroerer, J. C. (2010). Development of a brief mental health impairment scale using a nationally representative sample in the USA. *International Journal of Methods in Psychiatric Research*, 19(Suppl. 1), 49-60.

Office of Applied Studies. (2009). *2008 National Survey on Drug Use and Health: Methodological resource book (Section 16, Measuring serious mental illness with the NSDUH: Results of 2008 12-month analysis)*. Substance Abuse and Mental Health Services Administration.

Appendix E

Recoded Adolescent Depression Variable Documentation

E.1 Introduction

The 2022 National Survey on Drug Use and Health (NSDUH) instrumentation included two modules, the adult depression module and the adolescent depression module, which were designed to measure whether respondents had experienced a major depressive episode (MDE) in their lifetime and past year. Additional questions to assess impairment levels caused by MDE and treatment received for depression were included at the end of each MDE module.

The NSDUH questions designed to assess MDE symptoms were based on the criteria in the 5th edition of the *Diagnostic and Statistical Manual of Mental Disorders* (DSM-5; American Psychiatric Association, 2013). More specifically, MDE questions for adults were adapted from the depression section of the National Comorbidity Survey-Replication (NCS-R; Harvard School of Medicine, 2005), and questions for youths were adapted from the depression section of the National Comorbidity Survey-Adolescent (NCS-A; Harvard School of Medicine, 2005). To make the modules developmentally appropriate for youths, there are minor wording differences in a few questions between the adult and youth modules. People were classified as having had a lifetime MDE if they had five or more of nine symptoms for MDE in the same 2-week period in their lifetime, in which at least one of the symptoms was a depressed mood or loss of interest or pleasure in daily activities. People were classified as having MDE in the past year if they had a lifetime MDE and a period of time in the past 12 months when they felt depressed or lost interest or pleasure in daily activities for 2 weeks or longer, while also having some of the other symptoms for lifetime MDE.

Estimates of depression are presented in the *Results from the 2022 National Survey on Drug Use and Health: Detailed Tables* (Center for Behavioral Health Statistics and Quality [CBHSQ], 2023c) and in the *Key Substance Use and Mental Health Indicators in the United States: Results from the 2022 National Survey on Drug Use and Health* report (CBHSQ, 2023b).

Starting in 2021, the adult depression variables were imputed. Information about the adult depression variables can be found in the main codebook text and in Section 3.4.9 of the *2022 National Survey on Drug Use and Health (NSDUH): Methodological Summary and Definitions* report (CBHSQ, 2023a). The youth depression variables are not imputed. Respondents aged 12 to 17 who had missing data for whether they had an MDE in the past 12 months were excluded from the analyses to produce published estimates for the 2022 NSDUH. This appendix provides youth MDE variable specifications and analysis and weighting information. A flowchart ([Figure E.1](#)) is included to provide details regarding the routing logic leading up to the MDE questions specifying which youth respondents were asked the MDE questions and were classified as having MDE. For information about comparing NSDUH data between years, see Section 7 in the main Introduction of the codebook.

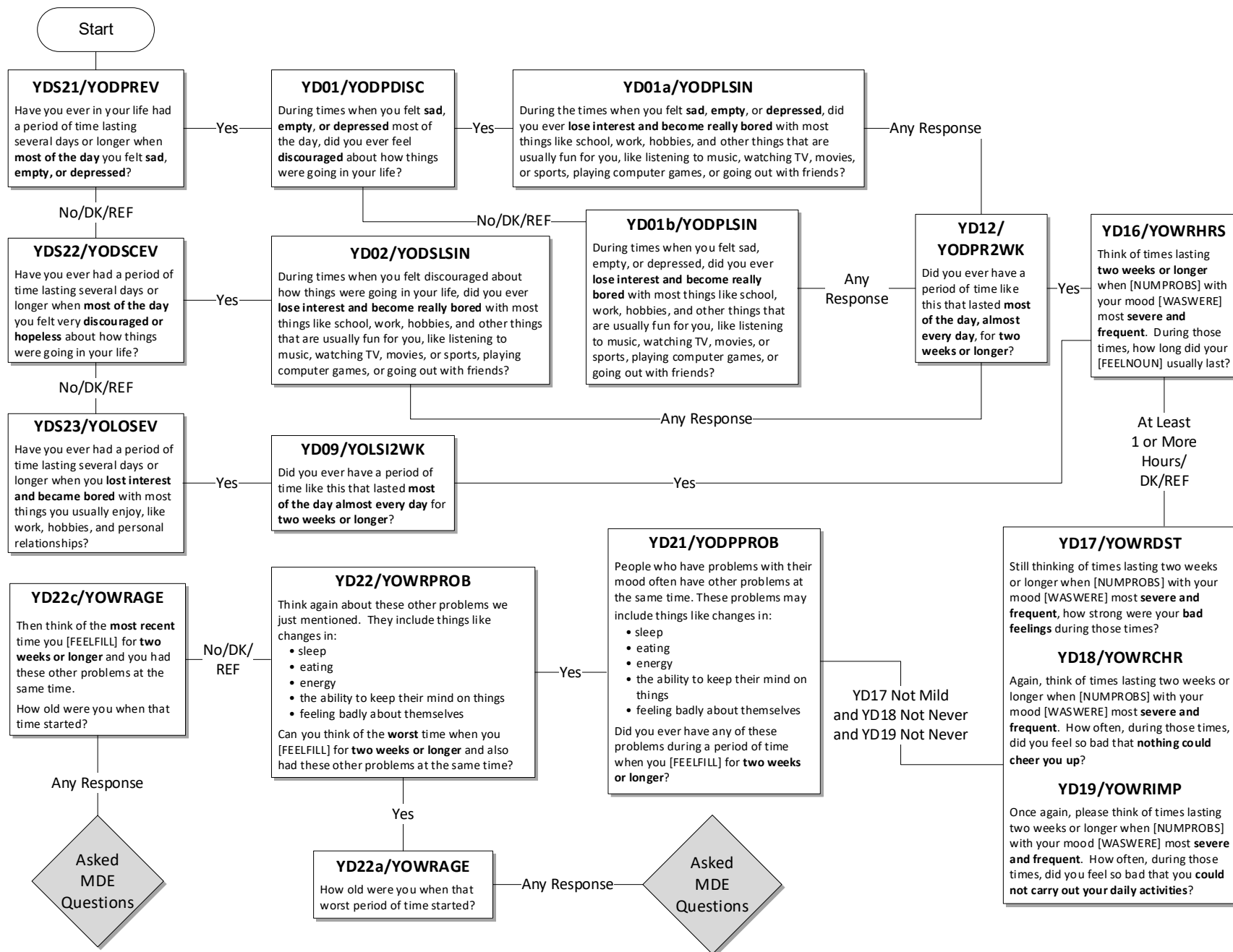
E.2 MDE Variable Specifications

In the adolescent depression module of NSDUH, respondents aged 12 to 17 were asked a series of introductory questions to determine whether they had a worst period of time where they experienced feeling sad, empty, depressed, discouraged, or a loss of interest. If respondents fit certain criteria based on the routing logic found in these introductory questions, then they were asked the questions related to the nine attributes (symptoms) of MDE. To demonstrate the

responses that would lead respondents to be asked the MDE attributes questions based on these introductory questions, a flowchart using the youth questions is included as [Figure E.1](#). The questions shown in the flowchart refer to the youth depression-associated question name from the computer-assisted interviewing (CAI) instrument specifications as well as the corresponding edited variable name to assist users in mapping the information back to the CAI. The flowchart does not show responses that would lead to a respondent not being asked the MDE attribute questions or being sent to the next section of the questionnaire.

Figure E.1 Routing Logic Prior to Youth Major Depressive Episode (MDE) Attribute Questions

E-3



The questions showing the nine attributes of MDE refer to the worst period of time the respondent has had that stood out in the respondent's mind, or, if the respondent did not recall a worst period of time, the questions refer to the most recent period of time when the respondent experienced any or all of the following: sadness, discouragement, or lack of interest in most things. These questions were asked once a youth respondent was routed through the CAI as indicated in the flowchart. **It should be noted that no exclusions were made for MDE caused by medical illness, bereavement, or substance use disorders.**

The coding specifications below for all recoded MDE variables include in parentheses both the youth depression-associated question name from the CAI instrument specifications and the corresponding edited variable name to assist users in mapping the information back to the CAI.

Respondents were classified with lifetime MDE (YMDEL=1) if they had at least five of the nine attributes where at least one of the criteria is a depressed mood or loss of interest or pleasure in daily activities (DSMMDEAY/YODSMMDE=1). Respondents were classified with not having lifetime MDE (YMDEL=2) if they met either of these conditions:

1. Reported experiencing fewer than five out of the nine criteria used to classify youths as having had MDE in their lifetime (DSMMDEAY/YODSMMDE=2).
2. If the number of criteria is unknown (DSMMDEAY/YODSMMDE=94, 97, and 98) and the respondent reported at least one of the following:
 - a. Never having had a period of time lasting several days or longer when felt sad, empty, or depressed (YDS21/YODPREV=2); discouraged about how things were going in life (YDS22/YODSCEV=2); and lost interest in most things usually enjoyable (YDS23/YOLOSEV=2).
 - b. Experienced the feelings in (a), but they did not last most of the day, nearly every day for 2 weeks or longer (YD09/YOLSI2WK=2) or (YD12/YODPR2WK=2).
 - c. Experienced the feelings in (a) most of the day, nearly every day for 2 weeks or longer, but the feelings lasted less than an hour when mood was most severe and frequent (YD16/YOWRHRS=1).
 - d. Experienced the feelings in (a) most of the day, nearly every day for 2 weeks or longer for at least an hour during those times when mood was most severe and frequent, but emotional distress was mild (YD17/YOWRDST=1); there was never a time when emotional distress was so severe that respondent could not be cheered up (YD18/YOWRCHR=4); and there was never a time when emotional distress was so severe that respondent could not carry out daily activities (YD19/YOWRIMP=4).
 - e. Experienced the feelings in (a) most of the day, nearly every day for 2 weeks or longer for at least an hour and the severe distress was more than mild or at some point could not be cheered up or could not carry out daily activities, but never had any other problems during those weeks, such as changes in sleep, appetite, energy, the ability to concentrate and remember, or feelings of low self-worth (YD21/YODPPROB=2).

Respondents who were classified with lifetime MDE (YMDEL=1) and who reported that during the past 12 months they had a period of depression lasting 2 weeks or longer, while also having some of the other symptoms mentioned (YOPB2WK=1), were classified as having past year depression (YMDEYR=1). Respondents with no lifetime MDE (YMDEL=2) or respondents with lifetime MDE (YMDEL=1) but no period of depression lasting 2 weeks or longer while having other symptoms (YOPB2WK=2) were classified as not having past year MDE (YMDEYR=2). Otherwise, respondents were classified as system missing for lifetime or past year MDE if they had unknown depression information and/or they were aged 18 or older.

Respondents with lifetime MDE and respondents with recurrent thoughts of death or recurrent suicide ideation (D_MDEA9Y/YO_MDEA9¹=1), regardless of MDE classification, were guided through the remainder of the depression module. Because of this second criterion, variables for treatment of depression may have values for respondents who were not classified as having lifetime MDE. If the subpopulation of interest is respondents with lifetime MDE or past year MDE, these restrictions should be implemented in the analysis using the appropriate variables. Users who are interested in the suicide ideation data² from the depression modules should also be aware of the routing logic shown in [Figure E.1](#) because only a subset of respondents are asked the suicide-related questions.

E.3 MDE with Severe Impairment Variable Specifications

The Sheehan Disability Scale (SDS) is used to measure impairment due to emotions, nerves, or mental health. Respondents classified as having had MDE in the past year were then asked questions from the SDS to measure the level of functional impairment in major life activities reported to be caused by the MDE in the past 12 months (Leon et al., 1997).

The youth SDS measures mental health-related impairment in four major life activities or role domains: (1) cause problems with your chores at home, (2) cause problems with your ability to do well at school or work, (3) cause problems with your ability to get along with your family during that time, and (4) cause problems with your ability to have a social life during that time. These four questions are assessed on a 0 to 10 visual analog scale with categories of “no interference” (0), “mild” (1-3), “moderate” (4-6), “severe” (7-9), and “very severe” (10).

The four SDS role domain variables (YOPSHMGT, YOPSWORK, YOPSRELS, and YOPSSOC, respectively) were recoded as follows: no interference = 1, mild = 2, moderate = 3, severe = 4, and very severe = 5. A maximum impairment score, YSDSOVRL, was then defined as the single highest severity level of role impairment across all four recoded SDS role domains (YSDSHOME, YSDSWRK, YSDSREL, and YSDSSOC). Youths with past year MDE (YMDEYR=1) and ratings greater than or equal to 7 on the original SDS scale (YSDSOVRL=4 or 5) were considered to have severe role impairment (MDEIMPY=1). Respondents aged 12 to 17 were classified as system missing if they had unknown impairment information for all four

¹ The recurrent thoughts of death or recurrent suicide ideation variable (YO_MDEA9) is excluded from the file due to disclosure risk.

² The youth suicide estimates presented in the 2022 Detailed Tables (CBHSQ, 2023c) are from the youth experiences module data, not the suicide data from the adolescent depression module.

SDS domain variables, were not asked the question due to routing logic, and/or they were aged 18 or older.

E.4 Analysis Weights and Variance Estimation Variables

Lifetime and past year MDE and MDE with severe impairment estimates should be created for 2022 using the standard analysis weight (ANALWT2_C) and the variance estimation variables (VESTR_C and VEREP).

References

- American Psychiatric Association. (2013). *Diagnostic and statistical manual of mental disorders* (5th ed.).
- Center for Behavioral Health Statistics and Quality. (2023a). *2022 National Survey on Drug Use and Health (NSDUH): Methodological summary and definitions*. Substance Abuse and Mental Health Services Administration.
- Center for Behavioral Health Statistics and Quality. (2023b). *Key substance use and mental health indicators in the United States: Results from the 2022 National Survey on Drug Use and Health* (HHS Publication No. PEP23-07-01-006, NSDUH Series H-58). Substance Abuse and Mental Health Services Administration.
- Center for Behavioral Health Statistics and Quality. (2023c). *Results from the 2022 National Survey on Drug Use and Health: Detailed tables*. Substance Abuse and Mental Health Services Administration.
- Harvard School of Medicine. (2005). *Home page: National Comorbidity Survey (NCS)*. [Web page]. <https://www.hcp.med.harvard.edu/ncs/>
- Leon, A. C., Olfson, M., Portera, L., Farber, L., & Sheehan, D. V. (1997). Assessing psychiatric impairment in primary care with the Sheehan Disability Scale. *International Journal of Psychiatry in Medicine*, 27(2), 93-105.

Appendix F

Sample SUDAAN[®], SAS[®], and Stata Code and Public Use File Estimates

F.1 Introduction

This appendix provides several examples of SUDAAN[®] (and sometimes SAS[®] and Stata) code for generating estimates (means and totals along with the standard errors [SEs]), performing statistical tests of differences for means, calculating confidence intervals, and fitting linear or logistic regression models. Additionally, tables showing some estimates for alcohol use, tobacco product use, and serious mental illness are included, using the 2022 National Survey on Drug Use and Health (NSDUH) public use file (PUF). PUF users can ensure that the 2022 PUF data are downloaded correctly, or that code is implemented correctly, by replicating estimates in these tables. Note that the examples in this appendix are created using variable names and data from the NSDUH PUF; however, some variable names may differ when using the NSDUH restricted-use file (RUF). As noted in the Quality Assessment of Public Use File Estimates and Standard Errors section of the 2022 PUF codebook introduction, users are encouraged to apply precision-based suppression rules to estimates from the PUF.

The exhibit number for each example and a description of the example are provided in [Table F.1](#).

Table F.1 Summary of SUDAAN[®], Stata, and SAS[®] Exhibits

SUDAAN Exhibit	Stata Exhibit	SAS Exhibit	Description
F.1	F.2	F.3	Produces estimates (including means, totals, and the respective standard errors)
F.4	F.5	F.6	Calculates the standard errors of totals produced in Exhibits F.1 to F.3 for domains forced to match their respective U.S. Census Bureau population estimates through poststratification during the weighting process
F.7			Performs statistical tests of differences between means
F.8			Calculates a confidence interval using estimates produced in Exhibit F.1
F.9			Calculates percentages and the associated standard errors
F.10			Performs logistic regression (for binary response variables)
F.11			Performs regression analysis (for continuous response variables)

NOTE: An empty cell indicates that no SAS or Stata example is provided for that specific topic.

F.2 Guide for Defining Options for Analyzing NSDUH Data

Before running SUDAAN procedures, the input dataset must be sorted by the nesting variables (VESTR_C and VEREP),¹ or the NOTSORTED option must be used for SUDAAN to create an internal copy of the input dataset properly sorted by the nesting variables. The SUDAAN procedure DESCRIPT can then be run to produce unweighted sample sizes and weighted (using ANALWT2_C for the 2022 PUF) sample sizes, means, totals, SEs of means and totals, and *p* values for testing the differences between means and totals.

The 2022 NSDUH used multimode data collection, in which respondents completed the survey via the web or in person in eligible locations. Methodological investigations led to the conclusion that estimates based on multimode data collection in 2022 are not comparable with

¹ VESTR_C = variance estimation (pseudo) stratum, and VEREP = variance estimation (pseudo) replicate within stratum.

estimates from 2020 or prior years. For more details, see Chapter 6 of the *2021 National Survey on Drug Use and Health (NSDUH): Methodological Summary and Definitions*.²

The SAS procedure SURVEYMEANS is used in [Exhibit F.3](#) (shown grouped with [Exhibits F.1](#) and [F.2](#) later in this appendix). Note that SAS also uses VESTR_C and VEREP as nesting variables; however, as previously noted, the data do not need to be sorted.

The options described in the following sections are specified within the SUDAAN and SAS examples to correctly produce estimates using NSDUH data. Stata and SAS commands can be run without the data being sorted; however, it should be noted that Stata code is case sensitive.

F.3 Design

Because of NSDUH's complex sample design, estimates are calculated using a method in SUDAAN that is unbiased for linear statistics. This method is based on multistage clustered sample designs where the first-stage (primary) sampling units are drawn with replacement. In SUDAAN, a user must specify DESIGN=WR (meaning with replacement). Note that with Stata and SAS, the design does not need to be indicated because the svyset command in Stata and the SURVEYMEANS procedure in SAS use Taylor linearized variance estimation as a default.

F.4 Nesting Variables

The NSDUH nesting variables (VESTR_C and VEREP) are used to capture explicit stratification and to identify clustering with the NSDUH data, which are needed to compute the variance estimates correctly. Two replicates per year were defined within each variance stratum (VESTR_C). In SUDAAN, users must use the NEST statement within one of the appropriate SUDAAN procedures. In the NEST statement, the variance stratum variable should be listed first, followed by the primary sampling unit variable; that is, the VESTR_C variable should be listed first, followed by the VEREP variable. In SAS, users must use the STRATA and CLUSTER statements within one of the appropriate SAS procedures. VESTR_C should be listed in the STRATA statement, and VEREP should be listed in the CLUSTER statement. The NEST statement in SUDAAN and the STRATA and CLUSTER statements in SAS will need to be used each time one of the appropriate SUDAAN or SAS procedures are used, respectively. In Stata, the nesting variables are specified in the svyset command.

F.5 Degrees of Freedom

The degrees of freedom (DDF in SUDAAN and dof in Stata) are 60 for the 2002 to 2013 NSDUH national estimates and 50 for the 2014 NSDUH and onward national estimates under the new sampling design established in the 2014 NSDUH. When combining any set of years of data (i.e., 2018 and 2019), the degrees of freedom remain the same as if the set were a single year (e.g., 50 for national estimates) when these years are part of the same sample design. When combining a pair of years with different degrees of freedom (i.e., 2013 and 2014), the specific number of degrees of freedom can be computed by counting the unique values of VESTR_C or

² Center for Behavioral Health Statistics and Quality. (2022). *2021 National Survey on Drug Use and Health: Methodological summary and definitions*. <https://www.samhsa.gov/data/report/2021-methodological-summary-and-definitions>

VESTR. For example, when producing estimates by combining data for 2018 and 2019, DDF=50 can be used because the sample design remained the same across those 2 years. When combining data for 2013 and 2014, DDF=110 because the sample design changed in 2014. Note that 2022 data should not be combined with data from 2020 and prior years.

When comparing estimates in two domains with different degrees of freedom, researchers should err on the conservative side and use the smaller degrees of freedom. For example, when comparing 2013 estimates with 2014 estimates, use DDF=50. For details about degrees of freedom, see Chapter 6 in the *2021 National Survey on Drug Use and Health Methodological Resource Book, Section 13: Statistical Inference Report*.³ To specify the degrees of freedom in SUDAAN, the DDF = option on the procedure statement is used. This option should be used each time one of the appropriate SUDAAN procedures is used to ensure correct calculations. The provided SAS exhibits do not include testing or calculation of confidence intervals; therefore, options for specifying degrees of freedom are not shown. In Stata, the degrees of freedom are specified as a design option in the svyset command, “dof(50).”

F.6 Design Effect

The option DEFT4 within SUDAAN provides the correct measure of variance inflation due to stratification (or blocking), clustering, and unequal weighting in NSDUH estimation. The design effect cannot be output directly from the SURVEYMEANS procedure in SAS.

F.7 Examples of SUDAAN, SAS, and Stata Code

F.7.1 Generation of Estimates

[Exhibits F.1](#) through [F.3](#) demonstrate how to compute estimates for past month alcohol use by gender using (1) the SUDAAN DESCRIPT procedure, (2) the Stata svy: mean and svy: total commands, and (3) the SAS SURVEYMEANS procedure, respectively. The SUDAAN example includes code to compute the prevalence estimate (MEAN), SE of the mean (SEMEAN), weighted sample size (WSUM), unweighted sample size (NSUM), weighted total (TOTAL), and SE of the total (SETOTAL). The Stata svy: mean and svy: total commands and the SAS SURVEYMEANS procedure will produce the same estimates. Whether the SETOTAL is taken directly from SUDAAN or from Stata or SAS code depends on whether the specified domain (i.e., gender in this example) is among those forced to match their respective U.S. Census Bureau population estimates through the weight calibration process. For details about calculating the SE of totals, see the Variance Estimation of Estimated Numbers of Individuals section of the 2022 PUF codebook introduction. For examples of code to calculate the SEs of totals, see Section F.7.2 on Standard Errors of the Totals.

³ Center for Behavioral Health Statistics and Quality. (2023). *2021 National Survey on Drug Use and Health (NSDUH) methodological resource book, Section 13: Statistical inference report*. <https://www.samhsa.gov/data/report/nsduh-2021-statistical-inference-report>

Exhibit F.1 SUDAAN DESCRIPT Procedure (Mean Estimate and Standard Error Generation by Gender)

```
PROC SORT DATA=DATANAME; /*SAS code to sort output dataset by Nesting Variables*/
BY VESTR_C VEREP;
RUN;

PROC DESCRIPT DATA=DATANAME DDF=50 DESIGN=WR FILETYPE=SAS DEFT4;
/*Alternatively, the DDF may change if using data combined across several years*/
NEST VESTR_C VEREP;
WEIGHT ANALWT2_C; /*2022 PUF person-level analysis weight. Alternatively, a created
pooled weight could be used here to produce annual averages based on combined years of
data.*/
VAR ALCMON; /*Past month alcohol use analysis variable*/
SUBGROUP IRSEX; /*Gender variable, where male=1 & female=2*/LEVELS 2;
TABLES IRSEX; /*by gender*/

PRINT WSUM NSUM MEAN SEMEAN TOTAL SETOTAL / REPLACE STYLE=NCBS;
OUTPUT WSUM MEAN SEMEAN TOTAL SETOTAL NSUM DEFFMEAN /REPLACE
      NSUMFMT=F8.0 WSUMFMT=F12.0 MEANFMT=F15.10 SEMEANFMT=F15.10 DEFFMEANFMT=F15.10
      TOTALFMT=F12.0 SETOTALFMT=F12.0 FILENAME="OUT.SUDFILE";

TITLE "ESTIMATES OF PAST MONTH ALCOHOL USE BY GENDER";
RUN;
```

Note: The following CLASS statement could be used in place of SUBGROUP and LEVELS statements in the above example:

```
CLASS IRSEX;
```

Note: See Section F.7.2 on Standard Errors of the Totals and [Exhibit F.4](#) in this appendix for information on the correct calculation of standard errors of the total.

Exhibit F.2 Stata COMMANDS svy: mean and svy: total (Mean Estimate and Standard Error Generation by Gender)

```
use using ".\\dataname.dta", clear

/*Ensure all variables are lower case*/
rename *, lower

/*ID Nesting variables (VESTR_C and VEREP) and weight variable (ANALWT2_C- 2022 person-
level analysis weight).*/
svyset verep [pw=analwt2_c], strata(vestr_c) dof(50)

gen total_out=.
gen setotal=.
gen mean_out=.
gen semean=.
gen nsum=.
gen wsum=.
gen deffmean=.
```

(continued)

Exhibit F.2 Stata COMMANDS svy: mean and svy: total (Mean Estimate and Standard Error Generation by Gender) (continued)

```
/*Estimated means of past month alcohol use by gender*/

/*Gender variable, where male=1 & female=2*/
svy: mean alcmon, over(irsex)
matrix M=e(b) /*Store mean estimates in matrix M*/
matrix S=e(V) /*Store variances in matrix S*/
matrix N=e(_N) /*Store sample sizes in matrix N*/
matrix W=e(_N_subp) /*Store weighted sample sizes in matrix W*/

estat effects, deff srssubpop /*Obtain design effect*/
matrix D=e(deff) /*Store design effect in matrix D*/

/*Extract values stored in the M, S, N, W, and D matrices defined above to the
mean_out, semean, nsum, wsum, and deffmean variables. The loop ensures that the
appropriate values are extracted for each value of gender.*/
forvalues j=1/2 { /* number of gender categories*/
    replace mean_out=(M[1,`j']) if irsex==`j'
    replace semean=(sqrt(S[`j',`j'])) if irsex==`j'
    replace nsum=(N[1,`j']) if irsex==`j'
    replace wsum=(W[1,`j']) if irsex==`j'
    replace deffmean=(D[1,`j']) if irsex==`j'
}

/*Estimated Totals*/
svy: total alcmon, over(irsex)

matrix M=e(b) /*Store total estimates in matrix M*/
matrix S=e(V) /*Store variances in matrix S*/

/*Extract values stored in the M and S matrices defined above to the total_out and
setotal variables. The loop ensures that the appropriate values are extracted for value
of gender.*/

forvalues j=1/2 { /* number of gender categories*/
    replace total_out=(M[1,`j']) if irsex==`j'
    replace setotal=(sqrt(S[`j',`j'])) if irsex==`j'
}

keep wsum mean_out semean total_out setotal nsum deffmean irsex

duplicates drop irsex, force /*keep one record per subpopulation
of interest*/
```

(continued)

Exhibit F.2 Stata COMMANDS svy: mean and svy: total (Mean Estimate and Standard Error Generation by Gender) (continued)

```
/*Format wsum, mean_out, semean, total_out, settotal, nsum, and deffmean variables to control appearance in output.*/

format wsum %-12.0fc
format mean_out %-15.10f
format semean %-15.10f
format total_out %-12.0fc
format settotal %-12.0fc
format nsum %-8.0fc
format deffmean %-15.10f

/*Estimates of past month alcohol use by year and gender*/
list irsex wsum nsum mean_out semean total_out settotal
```

Note: See Section F.7.2 on Standard Errors of the Totals and [Exhibit F.5](#) in this appendix for information on the correct calculation of standard errors of the total.

Exhibit F.3 SAS SURVEYMEANS Procedure (Mean Estimate and Standard Error Generation by Gender)

```
TITLE "ESTIMATES OF PAST MONTH ALCOHOL USE BY GENDER";
PROC SURVEYMEANS DATA=DATANAME SUMWGT NOBS MEAN SUM;
STRATA VESTR_C; /*Nesting variable - strata*/
CLUSTER VEREP; /*Nesting variable - PSU*/
WEIGHT ANALWT2_C; /*2022 PUF person-level analysis weight. Alternatively, a created pooled weight could be used here to produce annual averages based on combined years of data.*/
VAR ALCMON; /*Past month alcohol use analysis variable*/
DOMAIN IRSEX; /*Gender variable, where male=1 & female=2*/
ODS OUTPUT DOMAIN=OUT.SASFILE;
RUN;
```

Note: See Section F.7.2 on Standard Errors of the Totals and [Exhibit F.6](#) in this appendix for information on the correct calculation of standard errors of the total.

F.7.2 Standard Errors of the Totals

The SE for the mean (or proportion) is obtained directly from SUDAAN and SAS in the output variables SEMEAN ([Exhibit F.1](#)) and STDERR ([Exhibit F.3](#)), respectively, and the SEMEAN is calculated in Stata by taking the square root of the variance ([Exhibit F.2](#)). However, to compute the SE of the totals, NSDUH implements different methods depending on whether the specified domain (i.e., gender in this example) is forced to match its respective U.S. Census Bureau population estimates through poststratification during the weighting process. For those domains that are free of sampling error, an alternative SE estimation method to using SUDAAN is applied to estimate the SE of the totals. In the Variance Estimation of Estimated Numbers of Individuals section of the 2022 PUF codebook introduction, [Table 1](#) lists the demographic domains that use the alternative SE estimation method. For these domains (e.g., forced to match the U.S. Census Bureau population estimates), the SE of the total is calculated as SETOTAL (SE of controlled domain) = WSUM (weighted sample size) × SEMEAN (SE for the mean/proportion). For all other domains (e.g., those not forced to match the U.S. Census Bureau

population estimates), the SE of the total is obtained directly from SUDAAN and SAS in the output variables SETOTAL and STDDEV, respectively. Because gender is one of the domains that uses the alternative SE estimation method, the SE of the totals would not be taken directly from the examples in [Exhibits F.1](#) through [F.3](#), but rather would be computed using the formula shown in [Exhibits F.4](#) through [F.6](#). Note that the formula is the same in [Exhibits F.4](#) through [F.6](#). [Exhibit F.1](#) shows SUDAAN code, [Exhibits F.2](#) and [F.5](#) use Stata code, and [Exhibits F.3](#), [F.4](#), and [F.6](#) use SAS code.

Exhibit F.4 SAS Code Based on SUDAAN Output (Calculation of Standard Error [SE] of Totals Using the Alternative SE Estimation Method)

```

DATA ESTIMATE;
SET OUT.SUDFILE; /*input the output file from above SUDAAN procedure*/

/*****
Define SETOTAL for gender because it is a domain forced to match its respective U.S.
Census Bureau population estimates. In the SUDAAN procedure in Exhibit F.1, IRSEX is in
the subgroup Statement with 2 levels indicated. Therefore, values for 0=total males &
females, 1=males, and 2=females are automatically produced.
*****/

IF IRSEX IN (0,1,2) THEN SETOTAL=WSUM*SEMEAN;

RUN;

```

Exhibit F.5 Stata Code Based on Stata Output (Calculation of Standard Error [SE] of Totals Using the Alternative SE Estimation Method)

```

generate setotal2=wsum*semean
replace setotal = setotal2 if inlist(irsex,1,2)
/*Note, Stata does not automatically produce overall estimates, i.e., irsex=0*/

```

Exhibit F.6 SAS Code Based on SAS Output (Calculation of Standard Error [SE] of Totals Using the Alternative SE Estimation Method)

```

DATA SASEST;
SET OUT.SASFILE; /*input the output file from above SAS procedure*/

IF IRSEX IN (1,2) THEN SETOTAL=SUMWGT*STDERR;
/*Note, SAS does not automatically produce overall estimates, i.e., irsex=0*/

RUN;

```

F.7.3 Statistical Tests of Differences

Significance tests can be conducted on differences of prevalence estimates between two domains. For the SUDAAN example, testing of differences requires a separate PROC DESCRIPT run from the initial DESCRIPT run ([Exhibit F.1](#)) that produces the corresponding gender-specific estimates. Tests of differences can be generated using DESCRIPT's CONTRAST, PAIRWISE, or DIFFVAR statements. The SUDAAN example ([Exhibit F.7](#)) uses the DIFFVAR statement to test for differences of means between males and females of past month alcohol use estimates for all people aged 12 or older.

Exhibit F.7 SUDAAN DESCRIPT Procedure (Tests of Differences)

```
PROC DESCRIPT DATA=DATANAME DDF=50 DESIGN=WR FILETYPE=SAS;
/*Alternatively, the DDF may change if using data combined across several years*/
NEST VESTR_C VEREP;
WEIGHT ANALWT2_C;
VAR ALCMON;
SUBGROUP IRSEX;
LEVELS 2;
DIFFVAR IRSEX=(1 2) / NAME="MALES vs FEMALES";
PRINT WSUM NSUM MEAN SEMEAN T_MEAN P_MEAN / REPLACE STYLE=NCHS;
OUTPUT WSUM MEAN SEMEAN NSUM T_MEAN P_MEAN / REPLACE NSUMFMT=F8.0 WSUMFMT=F12.0
MEANFMT=F15.10 SEMEANFMT=F15.10 FILENAME="OUT.SUDTESTS";
TITLE "TESTS OF DIFFERENCES IN ESTIMATES OF PAST MONTH ALCOHOL BETWEEN MALES AND
FEMALES";
RUN;
```

Note: The following CLASS statement could be used in place of SUBGROUP and LEVELS statements in the above examples:

```
CLASS IRSEX;
```

When one or more contrasts are specified in SUDAAN, as in the DIFFVAR statement mentioned earlier, the output variable MEAN becomes the contrast mean where the number assigned to the output variable, CONTRAST, represents the tests in order of appearance in the SUDAAN code, and SEMEAN becomes the SE of the contrast mean. The examples provided earlier also output the *t*-statistic (T_MEAN) and the corresponding *p* value (P_MEAN).

F.7.4 Confidence Intervals

Confidence intervals can be calculated using means (MEAN) and SEs (SEMEAN) from PROC DESCRIPT in SUDAAN. After the means and SEs are obtained ([Exhibit F.1](#)), the code in [Exhibit F.8](#) can be used to create the 95 percent confidence intervals for means and totals.

Exhibit F.8 SAS Code Based on SUDAAN Output (Calculating a 95 Percent Confidence Interval)

```
DATA CI;
SET OUT.SUDFILE; /*output data from Exhibit F.1*/
T_QNTILE=TINV(0.975,50); /*define t-statistic*/
NUMBER=SEMEAN/(MEAN*(1-MEAN));
L=LOG(MEAN/(1-MEAN));

A=L-T_QNTILE*NUMBER;
B=L+T_QNTILE*NUMBER;

PLOWER=1/(1+EXP(-A));
PUPPER=1/(1+EXP(-B));
/*PLOWER AND PUPPER ARE THE 95% CIS ASSOCIATED WITH MEAN FROM SUDAAN*/
TLOWER=WSUM*PLOWER;
TUPPER=WSUM*PUPPER;
/*TLOWER AND TUPPER ARE THE 95% CIS ASSOCIATED WITH TOTAL FROM SUDAAN*/
RUN;
```

F.7.5 Calculating Percentages for Categories

[Exhibit F.9](#) demonstrates how to compute estimates corresponding to levels of a categorical variable. This example uses the number of days that marijuana was used in the past month among past month marijuana users. The variable that will be analyzed (MRJDAVS) is a categorical variable with days grouped into four levels (1 = 1-2 days, 2 = 3-5 days, 3 = 6-19 days, 4 = 20+ days). Because SUDAAN now needs to estimate percentages and SEs for each level of the variable instead of computing only one estimate for the variable overall, the CATLEVEL statement is introduced, and the PERCENT and SEPERCENT keywords replace the MEAN and SEMEAN keywords.

Exhibit F.9 SUDAAN DESCRIPT Procedure (Frequency of Use; i.e., Number of Days Used Substance in the Past Month among Past Month Users)

```
PROC DESCRIPT DATA=DATANAME DDF=50 DESIGN=WR FILETYPE=SAS DEFT4;
/*Alternatively, the DDF may change if using data combined across several years*/
NEST VESTR_C VEREP;
WEIGHT ANALWT2_C; /*2022 PUF person-level analysis weight*/
VAR MRJMDAYS MRJMDAYS MRJMDAYS MRJMDAYS; /*Marijuana Use frequency in the past month
variable: 1=1-2 days, 2=3-5 days, 3=6-19 days, 4=20+ days, 5=did not use marijuana in the
past month*/
CATLEVEL 1 2 3 4; /*levels of MRJMDAYS to be shown in table*/
SUBGROUP MRJMON;
/*Past month marijuana use variable, where used in past month=1 & did not use in past
month=0*/
LEVELS 1;
TABLES MRJMON; /*Tables will show percents among marijuana users*/
PRINT WSUM NSUM PERCENT SEPERCENT TOTAL SETOTAL / REPLACE STYLE=NCHS;
OUTPUT WSUM PERCENT SEPERCENT TOTAL SETOTAL NSUM / REPLACE FILENAME="OUT.SUDFILE_FREQ";
TITLE "FREQUENCY OF MARIJUANA USE BY PAST MONTH MARIJUANA USERS";
RUN;
```

F.7.6 Regression Analysis

Multiple regression analysis can be implemented via PROC RLOGISTIC for logistic regression if the outcome is a binary variable or via PROC REGRESS for linear regression if the outcome is a continuous variable in SUDAAN to study the relationship between an outcome and several covariates. Parameters estimated will primarily include regression coefficients, SEs for beta coefficients, Wald chi-square test or *t*-test, *p* values, and odds ratios (for logistic regression only). [Exhibits F.10](#) and [F.11](#) demonstrate the SUDAAN syntax for such analyses using NSDUH PUF data. For details about regression analyses using SUDAAN, see the SUDAAN operations manual.⁴

Exhibit F.10 SUDAAN RLOGIST Procedure

```
/*Association between alcohol past month use and demographic variables, recode IRMARIT=99 to
IRMARIT=5*/
PROC RLOGIST DATA=DATANAME DDF=50 DESIGN=WR FILETYPE=SAS;
/*Alternatively, the DDF may change if using data combined across several years*/
NEST VESTR_C VEREP;
WEIGHT ANALWT2_C;
REFLEVEL AGE3=1 NEWRACE2 =1 INCOME=1; /*Specify Reference Level if not using the default level,
by default, the last level is the reference level*/
SUBGROUP AGE3 IRSEX NEWRACE2 IRMARIT INCOME;
LEVELS 11 2 7 5 4;
MODEL ALCMON=AGE3 IRSEX NEWRACE2 IRMARIT INCOME; /*Model Covariates*/
SETENV DECWIDTH=6 COLWIDTH=18;
PRINT BETA="BETA" SEBETA="STDERR" DEFT="DESIGN EFFECT" T_BETA="T:BETA=0" P_BETA="P-VALUE"/
RISK=ALL TESTS=DEFAULT T_BETAfmt=f8.2 WALDCHIFMT=f6.2 ORFMT=f10.2 LOWORFMT=f10.2 UPORFMT=f10.2
DFFMT=f7.0;
OUTPUT BETA SEBETA T_BETA P_BETA / REPLACE FILENAME="OUT.MODEL_OUTPUT";
TITLE " MODEL OF ALCMON ";
RUN;
```

Exhibit F.11 SUDAAN REGRESS Procedure

```
/*Association between Body Mass Index and demographic variables, recode IRMARIT=99 to
IRMARIT=5*/
PROC REGRESS DATA=DATANAME DDF=50 DESIGN=WR FILETYPE=SAS;
/*Alternatively, the DDF may change if using data combined across several years*/

NEST VESTR_C VEREP;
WEIGHT ANALWT2_C;
REFLEVEL AGE3=1 NEWRACE2 =1 INCOME=1; /*Specify Reference Level if not using the default level,
by default, the last level is the reference level*/
SUBGROUP AGE3 IRSEX NEWRACE2 IRMARIT INCOME;
LEVELS 11 2 7 5 4;
MODEL BMI2=AGE3 IRSEX NEWRACE2 IRMARIT INCOME; /*Model Covariates*/
SETENV DECWIDTH=6 COLWIDTH=18;
PRINT BETA="BETA" SEBETA="STDERR" DEFT="DESIGN EFFECT" T_BETA="T:BETA=0" P_BETA="P-VALUE"/
TESTS=DEFAULT T_BETAfmt=f8.2 WALDCHIFMT=f6.2 DFFMT=f7.0;
OUTPUT BETA SEBETA T_BETA P_BETA / REPLACE FILENAME="OUT.MODEL_OUTPUT";
TITLE "MODEL OF BMI2";
RUN;
```

F.8 Examples of Selected 2022 PUF Tables

[Tables F.2](#) through [F.4](#) are examples of tables of estimates and SEs produced using the 2022 NSDUH PUF and are similar in format to the 2022 Detailed Tables.

⁴ RTI International. (2018). *SUDAAN*[®], Release 11.0.3 [computer software].

Table F.2 Alcohol Use, Binge Alcohol Use, and Heavy Alcohol Use in the Past Month: Among People Aged 12 or Older; by Demographic Characteristics, Percentages and Standard Errors, 2022 NSDUH Public Use File Estimates

Demographic Characteristic	ALCOHOL USE		BINGE ALCOHOL USE		HEAVY ALCOHOL USE	
	Estimate	SE	Estimate	SE	Estimate	SE
TOTAL	48.8	0.41	21.7	0.31	5.7	0.17
AGE						
12-17	7.0	0.34	3.3	0.30	0.2	0.05
18-25	50.3	0.80	29.5	0.71	7.6	0.39
26 or Older	53.4	0.50	22.6	0.37	6.0	0.21
GENDER						
Male	51.1	0.53	24.1	0.45	7.4	0.25
Female	46.6	0.58	19.4	0.43	4.1	0.25
HISPANIC ORIGIN AND RACE						
Not Hispanic or Latino	49.9	0.47	21.4	0.38	5.8	0.20
American Indian or Alaska Native	37.8	3.54	26.9	3.25	8.5	1.70
Asian	35.3	1.64	9.9	1.08	1.8	0.55
Black or African American	41.3	0.86	20.6	0.77	4.1	0.45
Native Hawaiian or Other Pacific Islander	*	*	*	*	1.8	0.77
White	53.5	0.60	22.7	0.53	6.7	0.25
Two or More Races	44.2	2.28	21.9	2.05	4.7	1.01
Hispanic or Latino	43.8	1.00	23.1	0.75	5.1	0.41

* Low precision.

PUF = public use file; SE = standard error that is associated with the PUF estimate.

NOTE: NSDUH PUFs are available for download at <https://datafiles.samhsa.gov/>.

NOTE: PUF estimates in this table might differ from the estimates in the “Tobacco Product and Alcohol Use” detailed tables available at <https://www.samhsa.gov/data/report/2022-nsduh-detailed-tables>, which are based on restricted-use data.

NOTE: Binge alcohol use is defined as drinking five or more drinks (for males) or four or more drinks (for females) on the same occasion (i.e., at the same time or within a couple of hours of each other) on at least 1 day in the past 30 days. In 2015, the definition for females changed from five to four drinks. Heavy alcohol use is defined as binge drinking on the same occasion on each of 5 or more days in the past 30 days; all heavy alcohol users are also binge alcohol users.

NOTE: Precision-based suppression rules have been applied to this table. Users are encouraged to apply appropriate suppression rules as needed.

Source: SAMHSA, Center for Behavioral Health Statistics and Quality, National Survey on Drug Use and Health, 2022.

Table F.3 Tobacco Product Use in Lifetime, Past Year, and Past Month: Among People Aged 12 or Older; by Demographic Characteristics, Percentages and Standard Errors, 2022 NSDUH Public Use File Estimates

Demographic Characteristic	LIFETIME		PAST YEAR		PAST MONTH	
	Estimate	SE	Estimate	SE	Estimate	SE
TOTAL	56.9	0.48	22.6	0.37	18.1	0.30
GENDER						
Male	63.8	0.61	28.3	0.60	22.5	0.51
Female	50.2	0.62	17.1	0.45	13.9	0.40
HISPANIC ORIGIN AND RACE						
Not Hispanic or Latino	59.3	0.51	23.7	0.37	19.3	0.32
American Indian or Alaska Native	66.1	3.23	36.2	3.48	29.3	2.92
Asian	32.0	1.83	9.7	1.01	6.5	0.92
Black or African American	46.4	0.94	24.1	0.85	20.3	0.78
Native Hawaiian or Other Pacific Islander	*	*	*	*	*	*
White	64.7	0.48	24.7	0.47	20.1	0.41
Two or More Races	57.0	2.16	29.2	1.96	24.1	1.77
Hispanic or Latino	45.9	1.01	17.3	0.73	12.9	0.62

* Low precision.

PUF = public use file; SE = standard error that is associated with the PUF estimate.

NOTE: NSDUH PUFs are available for download at <https://datafiles.samhsa.gov/>.

NOTE: PUF estimates in this table might differ from the estimates in the “Tobacco Product and Alcohol Use” detailed tables available at <https://www.samhsa.gov/data/report/2022-nsduh-detailed-tables>, which are based on restricted-use data.

NOTE: Tobacco products include cigarettes, smokeless tobacco (i.e., snuff, dip, chewing tobacco, or snus), cigars, or pipe tobacco. Tobacco product use in the past year excludes past year pipe tobacco use but includes past month pipe tobacco use.

NOTE: Precision-based suppression rules have been applied to this table. Users are encouraged to apply appropriate suppression rules as needed.

Source: SAMHSA, Center for Behavioral Health Statistics and Quality, National Survey on Drug Use and Health, 2022.

Table F.4 Serious Mental Illness in the Past Year: Among Adults Aged 18 or Older; by Age Group and Demographic Characteristics, Percentages and Standard Errors, 2022 NSDUH Public Use File Estimates

Demographic Characteristic	TOTAL		AGED 18-25		AGED 26-49		AGED 50+	
	Estimate	SE	Estimate	SE	Estimate	SE	Estimate	SE
TOTAL	6.0	0.23	11.7	0.52	7.5	0.29	3.0	0.31
GENDER								
Male	4.9	0.27	8.5	0.54	6.6	0.42	2.2	0.36
Female	7.1	0.28	15.0	0.84	8.5	0.36	3.8	0.42
HISPANIC ORIGIN AND RACE								
Not Hispanic or Latino	6.2	0.25	12.2	0.58	8.1	0.33	3.1	0.33
American Indian or Alaska Native	7.6	1.38	15.9	4.33	9.0	2.11	2.5	1.32
Asian	3.7	0.71	13.6	2.34	2.3	0.57	1.6	1.17
Black or African American	4.9	0.39	7.6	0.90	6.3	0.73	2.5	0.53
Native Hawaiian or Other Pacific Islander	3.3	1.82	*	*	*	*	*	*
White	6.5	0.28	13.0	0.70	9.0	0.36	3.3	0.36
Two or More Races	12.5	1.60	16.4	2.41	16.2	2.88	5.0	2.05
Hispanic or Latino	5.2	0.40	10.3	0.88	5.2	0.61	2.2	0.69
HEALTH INSURANCE¹								
Private	5.3	0.20	12.9	0.69	6.5	0.31	2.1	0.29
Medicaid/CHIP ²	10.2	0.69	10.9	0.81	11.5	0.78	8.1	1.44
Other ³	3.7	0.41	10.9	1.42	9.1	1.17	2.7	0.43
No Coverage	6.5	0.64	9.3	1.11	6.4	0.73	4.4	1.50
CURRENT EMPLOYMENT								
Full-Time	5.5	0.24	11.4	0.71	6.2	0.32	2.1	0.26
Part-Time	7.9	0.57	13.5	1.03	8.9	0.97	3.2	0.89
Unemployed	10.3	1.04	10.9	1.17	13.4	1.96	3.3	1.48
Other ⁴	5.5	0.36	10.7	0.89	9.6	0.68	3.5	0.51

* Low precision.

PUF = public use file; SE = standard error that is associated with the PUF estimate.

NOTE: NSDUH PUFs are available for download at <https://datafiles.samhsa.gov/>.

NOTE: PUF estimates in this table might differ from the estimates in the “Adult Mental Health” detailed tables available at <https://www.samhsa.gov/data/report/2022-nsduh-detailed-tables>, which are based on restricted-use data.

NOTE: Serious mental illness (SMI) aligns with *Diagnostic and Statistical Manual of Mental Disorders*, 4th edition (DSM-IV), criteria and is defined as having a diagnosable mental, behavioral, or emotional disorder, other than a developmental or substance use disorder. Estimates of SMI are a subset of estimates of any mental illness (AMI) because SMI is limited to persons with AMI that resulted in serious functional impairment. These mental illness estimates are based on a predictive model and are not direct measures of diagnostic status.

NOTE: Precision-based suppression rules have been applied to this table. Users are encouraged to apply appropriate suppression rules as needed.

¹ Respondents could indicate multiple types of health insurance; thus, these response categories are not mutually exclusive.

² CHIP is the Children’s Health Insurance Program. Individuals aged 19 or younger are eligible for this plan.

³ Other health insurance is defined as having Medicare, military-related health care, or any other type of health insurance.

⁴ The other employment category includes students, persons keeping house or caring for children full time, retired or disabled persons, or other persons not in the labor force.

Source: SAMHSA, Center for Behavioral Health Statistics and Quality, National Survey on Drug Use and Health, 2022.